



Ipswich QLD Professional

Race 9: GREAT NORTHERN BENCHMARK 58 Handicap - 1200m

01 March 2025 - 16:44



Track Rating: Good 4, Weather: Fine, Rail Position: True

Section		Field Times												
Overall	1000m	800m	600m	400m	200m	Last 600m								
1:10.75 (0:14.03)	0:56.72 (0:10.99)	0:45.73 (0:11.46)	0:34.27 (0:11.19)	0:23.08 (0:11.25)	0:11.83 (0:11.83)	0:33.65								
Rank	TAB	Horse/Jockey	Barrier	Top Speed [km/h]	Fastest Section	Margin	Margin	Margin	Margin	Margin	Margin	Margin	Distance Travelled [m]	
1	10	SHORE TO HAPPEN Anthony Allen	3	Data was not able to be tracked for this horse	-:--:-	-:--:-	-:--:-	-:--:-	-:--:-	-:--:-	-:--:-	1:10.33	-:--:-	----
2	12	MISS ZERMATT Jai Williams	13	67.6 1000m	0:10.99 1000m	1:10.75 [2] (0:14.03)	0:56.72 [1] (0:10.99)	0:45.73 [1] (0:11.46)	0:34.27 [1] (0:11.19)	0:23.08 [1] (0:11.25)	0:11.83 [2] (0:11.83)	2.5L	0:34.27	--
3	16	STAR CHANCE Jackson Murphy	6	65.6 1000m	0:11.09 1000m	1:10.92 [3] (0:14.43)	0:56.49 [4] (0:11.09)	0:45.40 [4] (0:11.27)	0:34.13 [4] (0:11.29)	0:22.84 [5] (0:11.31)	0:11.53 [5] (0:11.53)	3.49L	0:34.13	--
4	6	AERIAL BAY Chelsea Baker	5	65.5 1000m	0:11.13 1000m	1:10.97 [4] (0:14.18)	0:56.79 [3] (0:11.13)	0:45.66 [3] (0:11.36)	0:34.30 [3] (0:11.25)	0:23.05 [4] (0:11.41)	0:11.64 [4] (0:11.64)	3.78L	0:34.30	--
5	9	STRONG MARTINI Jace McMurray	7	66.1 400m	0:11.09 1000m	1:11.02 [5] (0:14.70)	0:56.32 [5] (0:11.09)	0:45.23 [5] (0:11.24)	0:33.99 [6] (0:11.33)	0:22.66 [7] (0:11.16)	0:11.50 [6] (0:11.50)	4.08L	0:33.99	--
6	3	TRAPEZE TORQUE Jaden Lloyd	10	65.3 400m	0:11.15 400m	1:11.06 [6] (0:15.00)	0:56.06 [7] (0:11.18)	0:44.88 [7] (0:11.22)	0:33.66 [9] (0:11.20)	0:22.46 [9] (0:11.15)	0:11.31 [8] (0:11.31)	4.3L	0:33.66	--
7	14	ASTIN LANE Siobhan Rutledge	8	66.3 800m	0:11.02 800m	1:11.25 [7] (0:15.16)	0:56.09 [8] (0:11.16)	0:44.93 [8] (0:11.02)	0:33.91 [8] (0:11.15)	0:22.76 [8] (0:11.20)	0:11.56 [7] (0:11.56)	5.4L	0:33.91	--
8	7	ROADHOUSE Samantha Collett	4	65.8 1000m	0:11.04 1000m	1:11.33 [8] (0:14.14)	0:57.19 [2] (0:11.04)	0:46.15 [2] (0:11.40)	0:34.75 [2] (0:11.23)	0:23.52 [3] (0:11.42)	0:12.10 [3] (0:12.10)	5.87L	0:34.75	--
9	13	PREVARICATE Morgan Butler	1	66.6 1000m	0:11.03 1000m	1:13.24 [9] (0:14.99)	0:58.25 [6] (0:11.03)	0:47.22 [6] (0:11.03)	0:36.19 [7] (0:11.28)	0:24.91 [6] (0:11.67)	0:13.24 [9] (0:13.24)	17.12L	0:36.19	--

Scratched: Miss Bacall (#15), Mio Sorrento (#1), Almighty Rising (#8), Hit (#11), Nightcapped (#4), Duntroon Lass (#5), Silver City (#2)



Horse/Jockey Name	Miss Zermatt
Final Rank	2
Fastest Section Time (Section)	0:10.99 (1000m)
Top Speed [km/h] (Section)	67.6 (1000m)
Race State	Finished



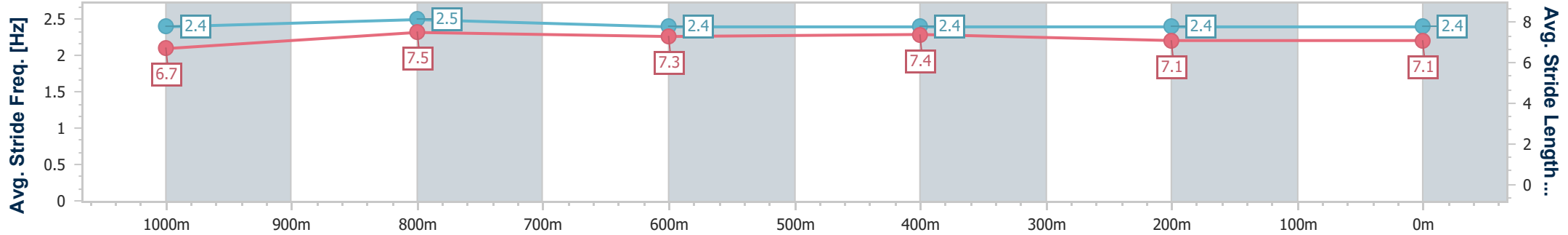
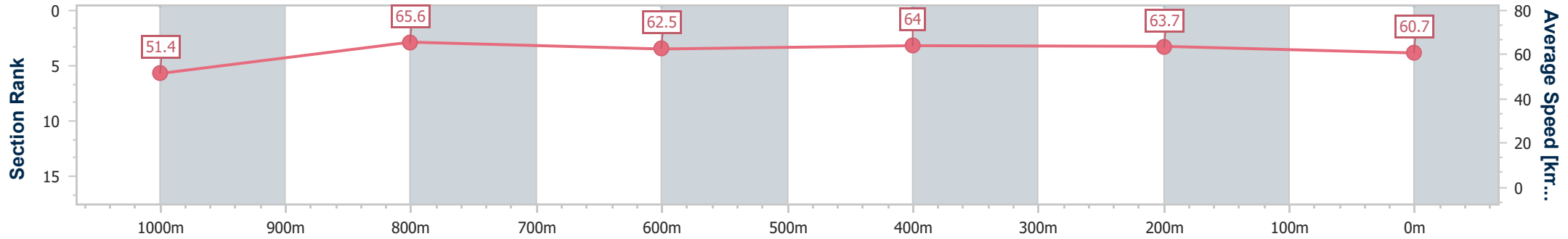
Ipswich QLD Professional
Race 9: GREAT NORTHERN BENCHMARK 58 Handicap - 1200m



01 March 2025 - 16:44

Track Rating: Good 4, Weather: Fine, Rail Position: True

Section	Overall	1000m	800m	600m	400m	200m
Section Times	1:10.75 [2] (0:14.03)	0:56.72 [1] (0:10.99)	0:45.73 [1] (0:11.46)	0:34.27 [1] (0:11.19)	0:23.08 [1] (0:11.25)	0:11.83 [2] (0:11.83)
Average Speed [km/h]	51.4	65.6	62.5	64.0	63.7	60.7
Top Speed [km/h]	67.3	67.6	64.0	64.6	64.9	62.9
Avg. Dist. to Rail [m]	9.5	1.6	0.9	1.5	1.0	1.0
Avg. Stride Freq. [Hz]	2.4	2.5	2.4	2.4	2.4	2.4
Avg. Stride Length [m]	6.7	7.5	7.3	7.4	7.1	7.1



- [] Ranking at each section and finish
- .-.- No data available at this section
- NA No data available



Horse/Jockey Name	Star Chance
Final Rank	3
Fastest Section Time (Section)	0:11.09 (1000m)
Top Speed [km/h] (Section)	65.6 (1000m)
Race State	Finished



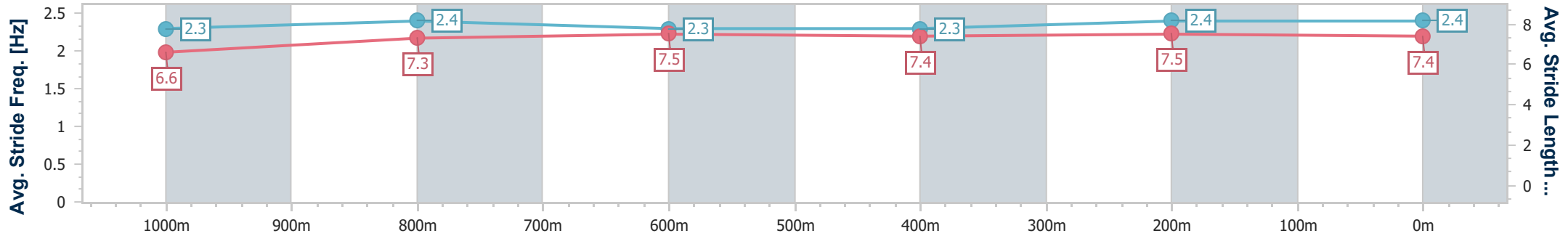
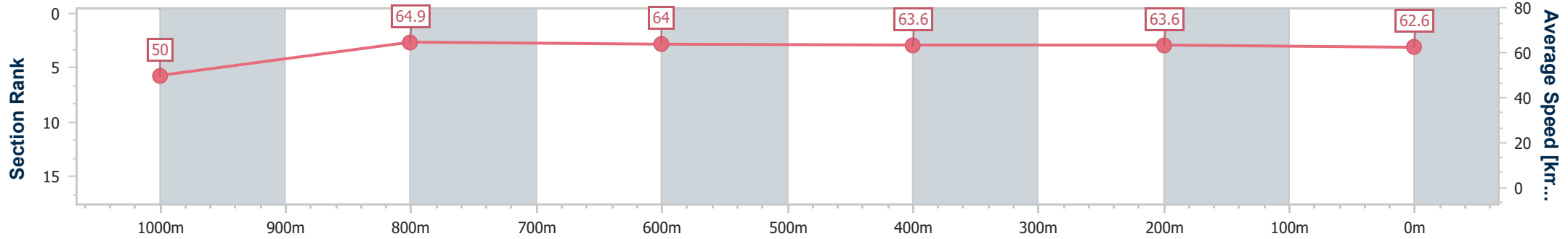
Ipswich QLD Professional
Race 9: GREAT NORTHERN BENCHMARK 58 Handicap - 1200m



01 March 2025 - 16:44

Track Rating: Good 4, Weather: Fine, Rail Position: True

Section	Overall	1000m	800m	600m	400m	200m
Section Times	1:10.92 [3] (0:14.43)	0:56.49 [4] (0:11.09)	0:45.40 [4] (0:11.27)	0:34.13 [4] (0:11.29)	0:22.84 [5] (0:11.31)	0:11.53 [5] (0:11.53)
Average Speed [km/h]	50.0	64.9	64.0	63.6	63.6	62.6
Top Speed [km/h]	65.2	65.6	64.8	63.9	64.0	64.0
Avg. Dist. to Rail [m]	5.7	1.2	0.3	0.4	0.5	1.1
Avg. Stride Freq. [Hz]	2.3	2.4	2.3	2.3	2.4	2.4
Avg. Stride Length [m]	6.6	7.3	7.5	7.4	7.5	7.4



- [] Ranking at each section and finish
- .-.- No data available at this section
- NA No data available



Horse/Jockey Name	Aerial Bay
Final Rank	4
Fastest Section Time (Section)	0:11.13 (1000m)
Top Speed [km/h] (Section)	65.5 (1000m)
Race State	Finished



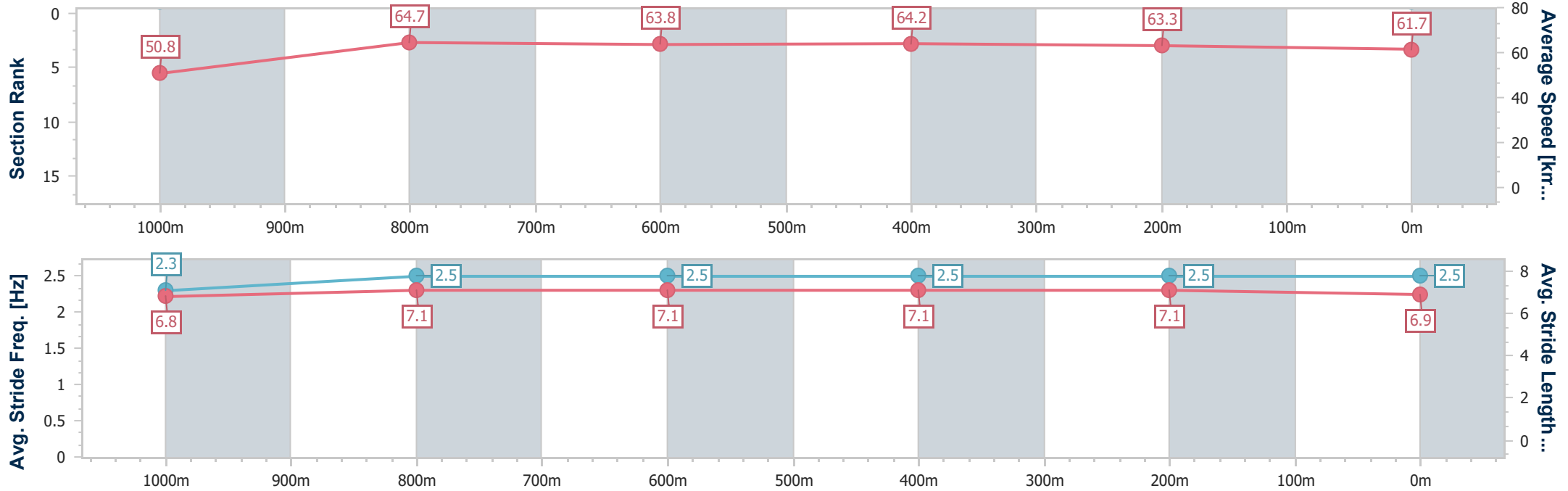
Ipswich QLD Professional
Race 9: GREAT NORTHERN BENCHMARK 58 Handicap - 1200m



01 March 2025 - 16:44

Track Rating: Good 4, Weather: Fine, Rail Position: True

Section	Overall	1000m	800m	600m	400m	200m
Section Times	1:10.97 [4] (0:14.18)	0:56.79 [3] (0:11.13)	0:45.66 [3] (0:11.36)	0:34.30 [3] (0:11.25)	0:23.05 [4] (0:11.41)	0:11.64 [4] (0:11.64)
Average Speed [km/h]	50.8	64.7	63.8	64.2	63.3	61.7
Top Speed [km/h]	65.2	65.5	64.6	65.2	63.9	63.8
Avg. Dist. to Rail [m]	5.1	1.8	0.8	0.6	1.7	4.0
Avg. Stride Freq. [Hz]	2.3	2.5	2.5	2.5	2.5	2.5
Avg. Stride Length [m]	6.8	7.1	7.1	7.1	7.1	6.9



- [] Ranking at each section and finish
- .-.- No data available at this section
- NA No data available



Horse/Jockey Name	Strong Martini
Final Rank	5
Fastest Section Time (Section)	0:11.09 (1000m)
Top Speed [km/h] (Section)	66.1 (400m)
Race State	Finished



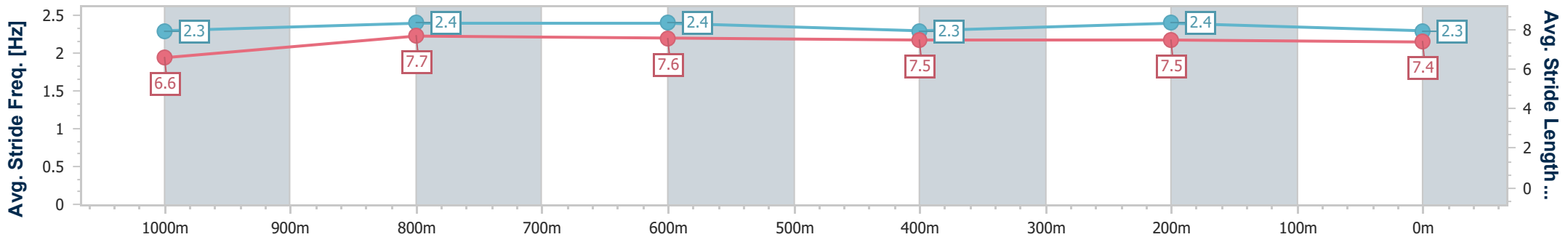
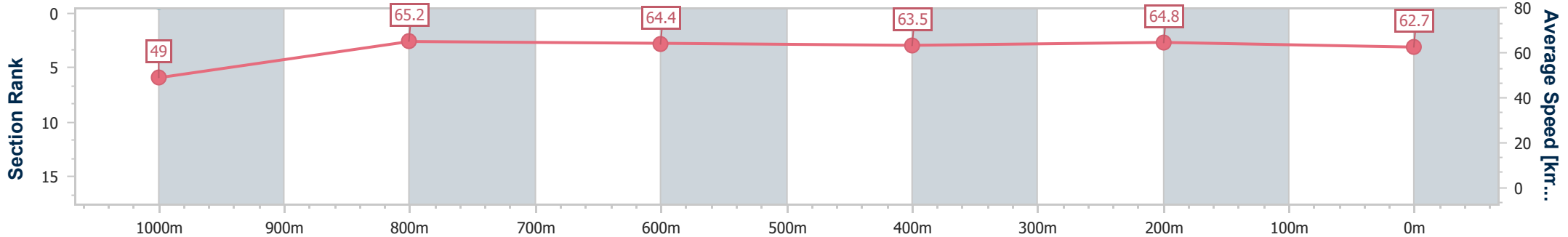
Ipswich QLD Professional
Race 9: GREAT NORTHERN BENCHMARK 58 Handicap - 1200m



01 March 2025 - 16:44

Track Rating: Good 4, Weather: Fine, Rail Position: True

Section	Overall	1000m	800m	600m	400m	200m
Section Times	1:11.02 [5] (0:14.70)	0:56.32 [5] (0:11.09)	0:45.23 [5] (0:11.24)	0:33.99 [6] (0:11.33)	0:22.66 [7] (0:11.16)	0:11.50 [6] (0:11.50)
Average Speed [km/h]	49.0	65.2	64.4	63.5	64.8	62.7
Top Speed [km/h]	65.0	66.0	65.8	64.9	66.1	64.6
Avg. Dist. to Rail [m]	6.4	1.7	0.9	0.6	2.2	5.3
Avg. Stride Freq. [Hz]	2.3	2.4	2.4	2.3	2.4	2.3
Avg. Stride Length [m]	6.6	7.7	7.6	7.5	7.5	7.4



- [] Ranking at each section and finish
- .-.- No data available at this section
- NA No data available



Horse/Jockey Name	Trapeze Torque
Final Rank	6
Fastest Section Time (Section)	0:11.15 (400m)
Top Speed [km/h] (Section)	65.3 (400m)
Race State	Finished



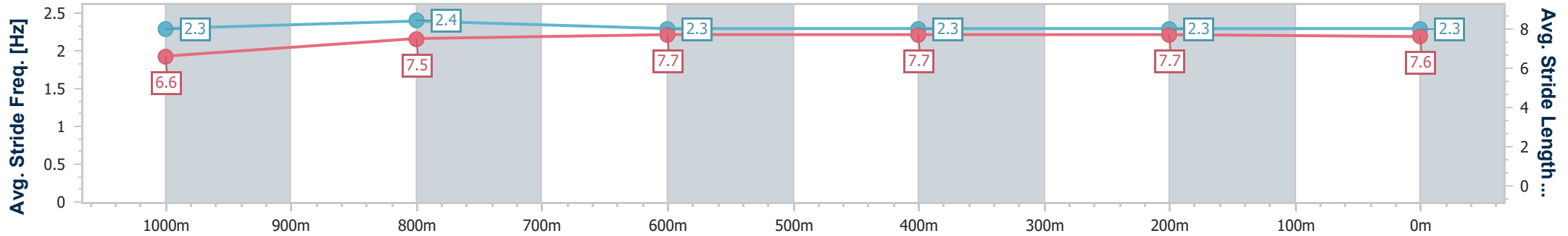
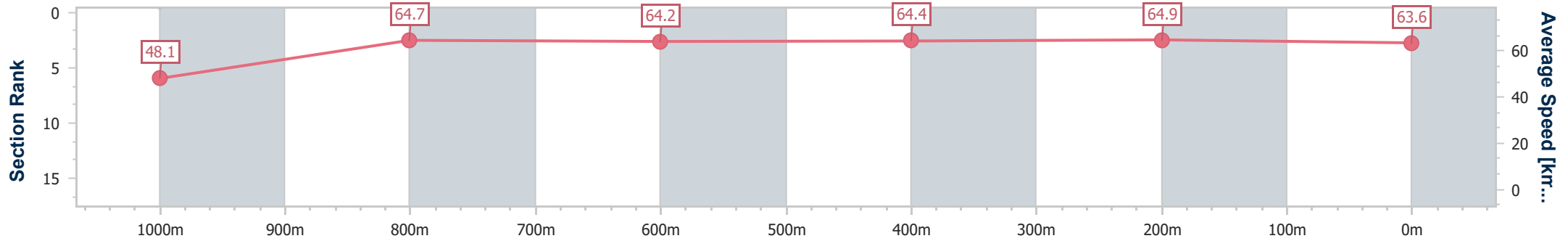
Ipswich QLD Professional
Race 9: GREAT NORTHERN BENCHMARK 58 Handicap - 1200m



01 March 2025 - 16:44

Track Rating: Good 4, Weather: Fine, Rail Position: True

Section	Overall	1000m	800m	600m	400m	200m
Section Times	1:11.06 [6] (0:15.00)	0:56.06 [7] (0:11.18)	0:44.88 [7] (0:11.22)	0:33.66 [9] (0:11.20)	0:22.46 [9] (0:11.15)	0:11.31 [8] (0:11.31)
Average Speed [km/h]	48.1	64.7	64.2	64.4	64.9	63.6
Top Speed [km/h]	63.9	65.2	65.1	65.2	65.3	64.7
Avg. Dist. to Rail [m]	7.6	1.5	0.4	0.3	2.4	6.3
Avg. Stride Freq. [Hz]	2.3	2.4	2.3	2.3	2.3	2.3
Avg. Stride Length [m]	6.6	7.5	7.7	7.7	7.7	7.6



- [] Ranking at each section and finish
- .-.- No data available at this section
- NA No data available



Horse/Jockey Name	Astin Lane
Final Rank	7
Fastest Section Time (Section)	0:11.02 (800m)
Top Speed [km/h] (Section)	66.3 (800m)
Race State	Finished



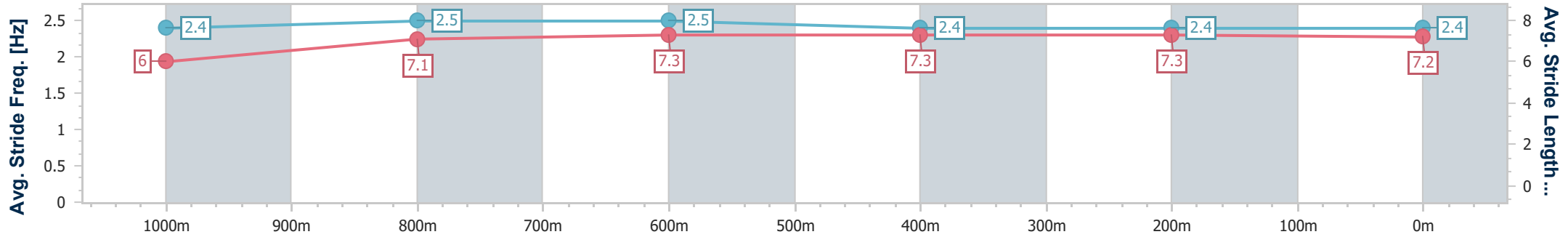
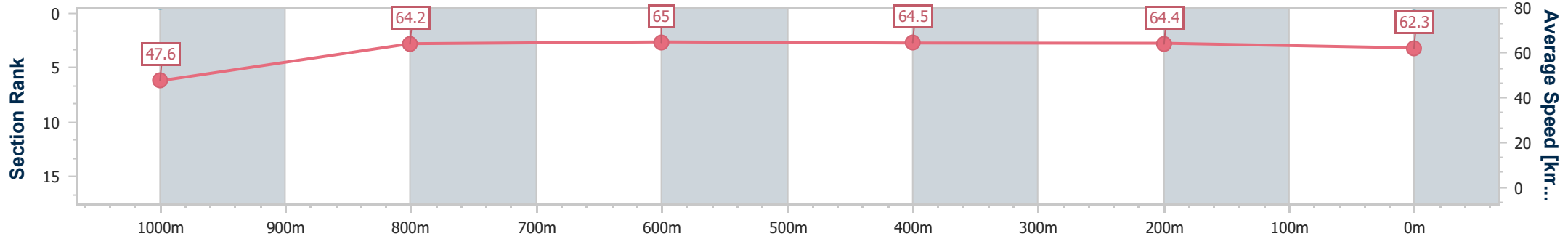
Ipswich QLD Professional
Race 9: GREAT NORTHERN BENCHMARK 58 Handicap - 1200m



01 March 2025 - 16:44

Track Rating: Good 4, Weather: Fine, Rail Position: True

Section	Overall	1000m	800m	600m	400m	200m
Section Times	1:11.25 [7] (0:15.16)	0:56.09 [8] (0:11.16)	0:44.93 [8] (0:11.02)	0:33.91 [8] (0:11.15)	0:22.76 [8] (0:11.20)	0:11.56 [7] (0:11.56)
Average Speed [km/h]	47.6	64.2	65.0	64.5	64.4	62.3
Top Speed [km/h]	64.6	64.7	66.3	65.7	65.5	65.3
Avg. Dist. to Rail [m]	4.0	0.7	1.1	0.7	1.4	1.4
Avg. Stride Freq. [Hz]	2.4	2.5	2.5	2.4	2.4	2.4
Avg. Stride Length [m]	6.0	7.1	7.3	7.3	7.3	7.2



- [] Ranking at each section and finish
- .-.- No data available at this section
- NA No data available



Horse/Jockey Name	Roadhouse
Final Rank	8
Fastest Section Time (Section)	0:11.04 (1000m)
Top Speed [km/h] (Section)	65.8 (1000m)
Race State	Finished



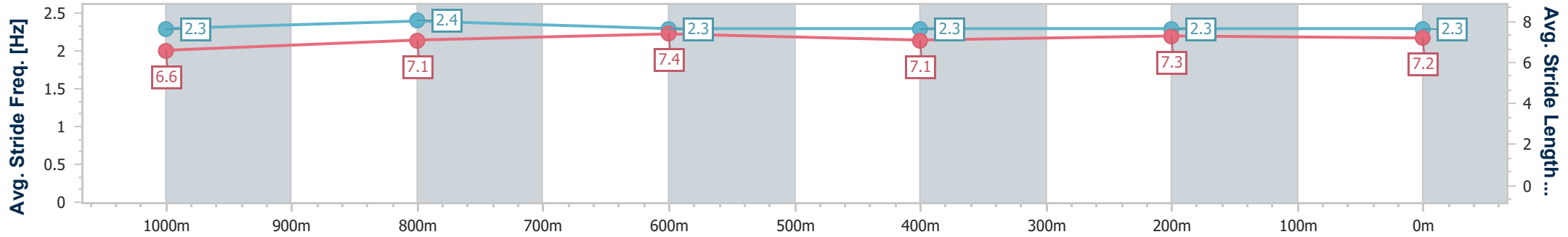
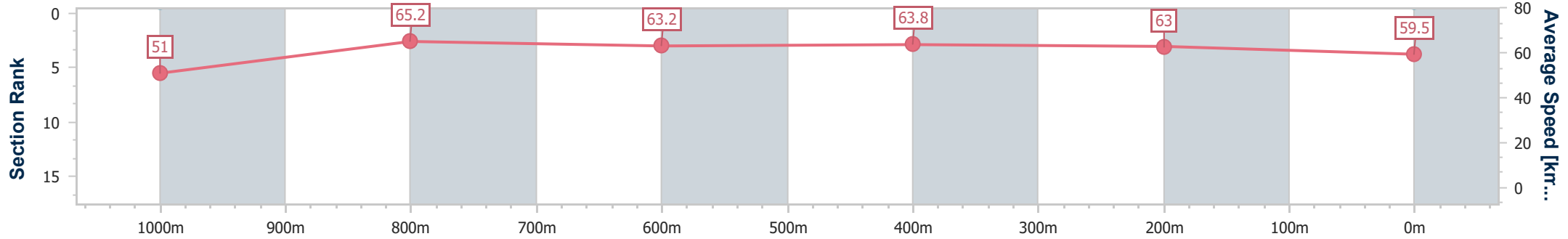
Ipswich QLD Professional
Race 9: GREAT NORTHERN BENCHMARK 58 Handicap - 1200m



01 March 2025 - 16:44

Track Rating: Good 4, Weather: Fine, Rail Position: True

Section	Overall	1000m	800m	600m	400m	200m
Section Times	1:11.33 [8] (0:14.14)	0:57.19 [2] (0:11.04)	0:46.15 [2] (0:11.40)	0:34.75 [2] (0:11.23)	0:23.52 [3] (0:11.42)	0:12.10 [3] (0:12.10)
Average Speed [km/h]	51.0	65.2	63.2	63.8	63.0	59.5
Top Speed [km/h]	65.5	65.8	64.1	64.8	63.4	62.4
Avg. Dist. to Rail [m]	3.7	0.5	0.3	0.6	1.0	2.1
Avg. Stride Freq. [Hz]	2.3	2.4	2.3	2.3	2.3	2.3
Avg. Stride Length [m]	6.6	7.1	7.4	7.1	7.3	7.2



- [] Ranking at each section and finish
- .-.- No data available at this section
- NA No data available



Horse/Jockey Name	Prevaricate
Final Rank	9
Fastest Section Time (Section)	0:11.03 (1000m)
Top Speed [km/h] (Section)	66.6 (1000m)
Race State	Finished



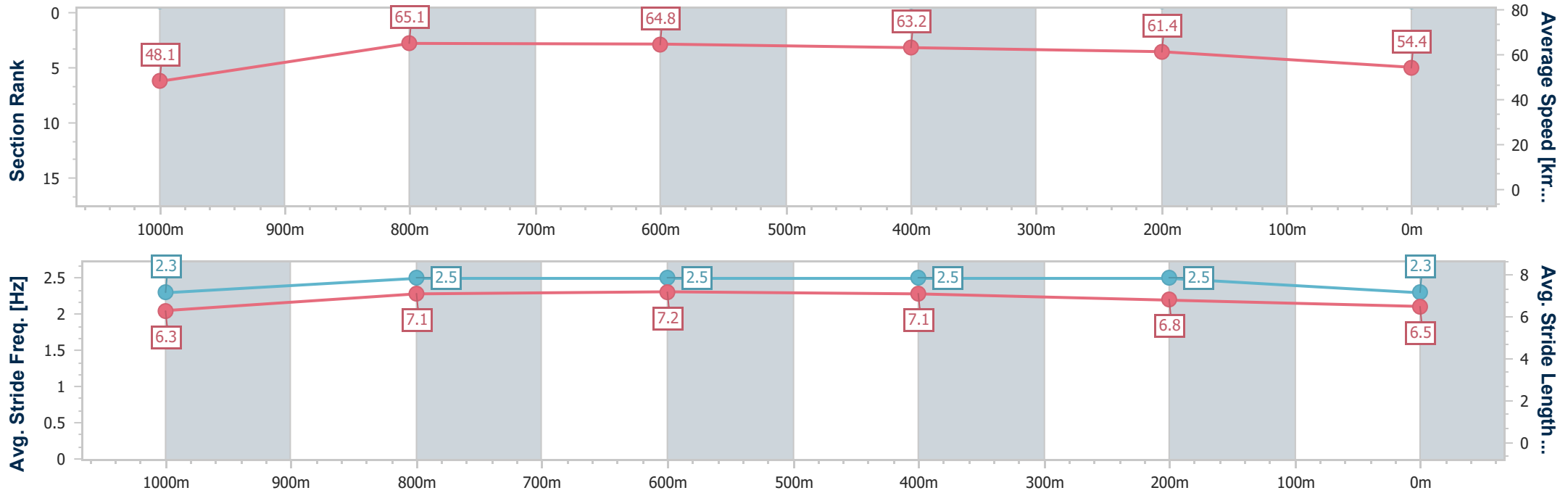
Ipswich QLD Professional
Race 9: GREAT NORTHERN BENCHMARK 58 Handicap - 1200m



01 March 2025 - 16:44

Track Rating: Good 4, Weather: Fine, Rail Position: True

Section	Overall	1000m	800m	600m	400m	200m
Section Times	1:13.24 [9] (0:14.99)	0:58.25 [6] (0:11.03)	0:47.22 [6] (0:11.03)	0:36.19 [7] (0:11.28)	0:24.91 [6] (0:11.67)	0:13.24 [9] (0:13.24)
Average Speed [km/h]	48.1	65.1	64.8	63.2	61.4	54.4
Top Speed [km/h]	63.6	66.6	66.6	63.6	63.3	59.9
Avg. Dist. to Rail [m]	3.2	1.1	2.1	1.8	0.7	1.2
Avg. Stride Freq. [Hz]	2.3	2.5	2.5	2.5	2.5	2.3
Avg. Stride Length [m]	6.3	7.1	7.2	7.1	6.8	6.5



- [] Ranking at each section and finish
- .-.- No data available at this section
- NA No data available



Horse/Jockey Name	Shore To Happen
Final Rank	1
Fastest Section Time (Section)	--:--
Top Speed [km/h] (Section)	--
Race State	DidNotTrack



Ipswich QLD Professional
 Race 9: GREAT NORTHERN BENCHMARK 58 Handicap -
 1200m



01 March 2025 - 16:44

Track Rating: Good 4, Weather: Fine, Rail Position: True

Section	Overall	1000m	800m	600m	400m	200m							
Section Times	--:--	--:--	--:--	--:--	--:--	--:--							
Average Speed [km/h]	--	--	--	--	--	--							
Top Speed [km/h]	--	--	--	--	--	--							
Avg. Dist. to Rail [m]	--	--	--	--	--	--							
Avg. Stride Freq. [Hz]	--	--	--	--	--	--							
Avg. Stride Length [m]	--	--	--	--	--	--							

- [] Ranking at each section and finish
- :-- No data available at this section
- NA No data available