

Track Rating: Good 4, Weather: Fine, Rail Position: True

Section		Overall	600m	400m	200m	Last 600m					
Field Times		0:44.50 (0:13.20)	0:31.30 (0:09.99)	0:21.31 (0:10.48)	0:10.83 (0:10.83)	0:31.30					
Rank	TAB Horse/Jockey	Barrier	Top Speed [km/h]	Fastest Section		Margin	Distance Travelled [m]				
1	1 ENUFF PILLS Justin Huxtable	1	73.0 600m	0:09.99 600m	0:44.50 [1] (0:13.20)	0:31.30 [1] (0:09.99)	0:21.31 [1] (0:10.48)	0:10.83 [1] (0:10.83)	0:44.50	0:31.30	
2	2 STATE IN TEXAS Jace McMurray	3	72.3 600m	0:09.99 600m	0:44.73 [2] (0:13.31)	0:31.42 [2] (0:09.99)	0:21.43 [2] (0:10.52)	0:10.91 [2] (0:10.91)	1.35L	0:31.42	+3
3	6 RUSSIAN DIVA Micheal Hellyer	2	72.6 600m	0:09.97 600m	0:44.84 [3] (0:13.52)	0:31.32 [4] (0:09.97)	0:21.35 [3] (0:10.39)	0:10.96 [3] (0:10.96)	2L	0:31.32	+1
4	4 ALBION SQUARE Colleen Krahn	4	72.0 600m	0:10.11 600m	0:45.14 [4] (0:13.63)	0:31.51 [5] (0:10.11)	0:21.40 [5] (0:10.47)	0:10.93 [5] (0:10.93)	3.78L	0:31.51	+1
5	7 QICKWIT Georgina Cartwright	5	71.2 600m	0:10.16 600m	0:45.15 [5] (0:13.34)	0:31.81 [3] (0:10.16)	0:21.65 [4] (0:10.70)	0:10.95 [4] (0:10.95)	3.83L	0:31.81	+4

Scratched: Beitsoo (#5), Lady Invader (#3)



Horse/Jockey Name	Enuff Pills
Final Rank	1
Fastest Section Time (Section)	0:09.99 (600m)
Top Speed [km/h] (Section)	73.0 (600m)
Race State	Finished



Ipswich QLD Professional

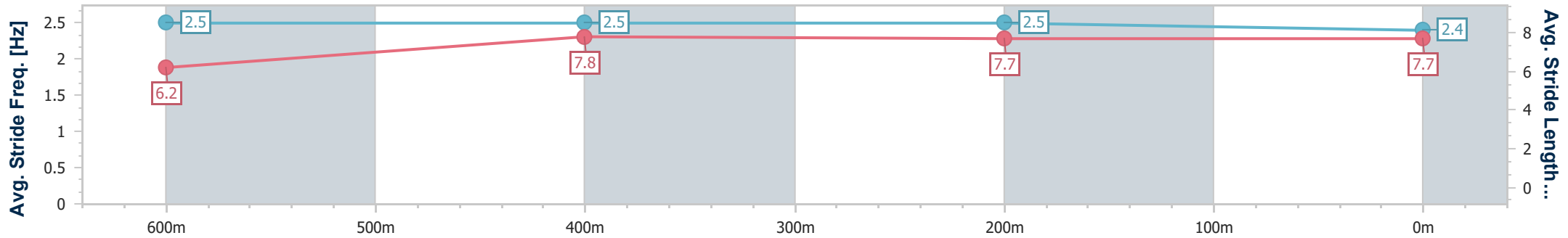
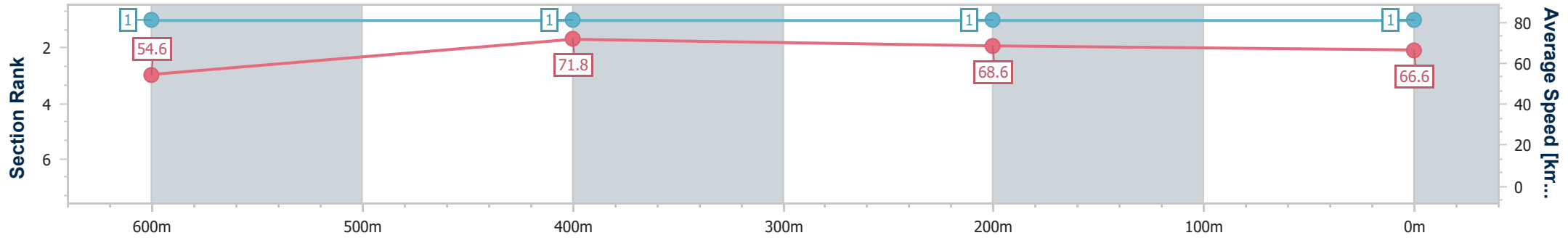
Race 1: TAB Class 4 Handicap - 800m

01 March 2025 - 11:54



Track Rating: Good 4, Weather: Fine, Rail Position: True

Section	Overall	600m	400m	200m
Section Times	0:44.50 [1] (0:13.20)	0:31.30 [1] (0:09.99)	0:21.31 [1] (0:10.48)	0:10.83 [1] (0:10.83)
Average Speed [km/h]	54.6	71.8	68.6	66.6
Top Speed [km/h]	71.4	73.0	70.5	69.6
Avg. Dist. to Rail [m]	3.6	1.1	1.0	0.9
Avg. Stride Freq. [Hz]	2.5	2.5	2.5	2.4
Avg. Stride Length [m]	6.2	7.8	7.7	7.7



- [] Ranking at each section and finish
- .-.- No data available at this section
- NA No data available



Horse/Jockey Name	State In Texas
Final Rank	2
Fastest Section Time (Section)	0:09.99 (600m)
Top Speed [km/h] (Section)	72.3 (600m)
Race State	Finished



Ipswich QLD Professional

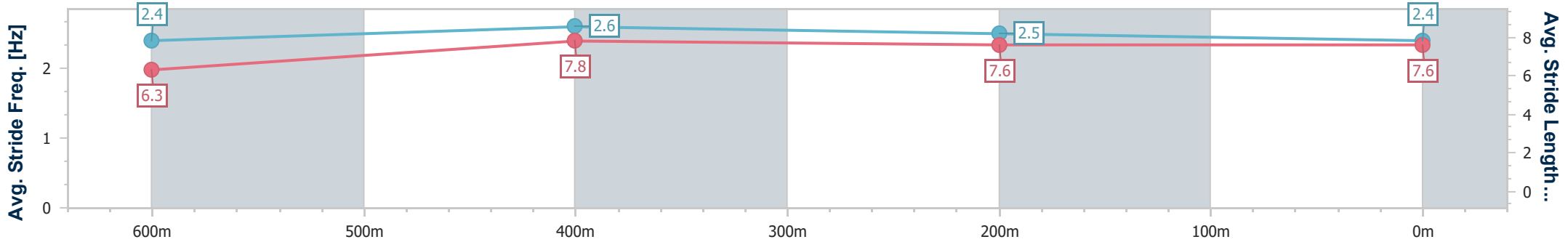
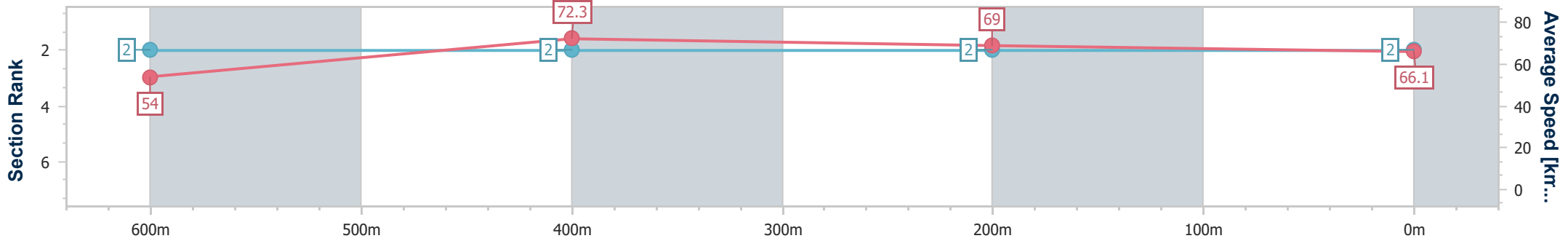
Race 1: TAB Class 4 Handicap - 800m

01 March 2025 - 11:54



Track Rating: Good 4, Weather: Fine, Rail Position: True

Section	Overall	600m	400m	200m
Section Times	0:44.73 [2] (0:13.31)	0:31.42 [2] (0:09.99)	0:21.43 [2] (0:10.52)	0:10.91 [2] (0:10.91)
Average Speed [km/h]	54.0	72.3	69.0	66.1
Top Speed [km/h]	71.3	72.3	70.4	68.9
Avg. Dist. to Rail [m]	6.2	2.0	2.1	4.1
Avg. Stride Freq. [Hz]	2.4	2.6	2.5	2.4
Avg. Stride Length [m]	6.3	7.8	7.6	7.6



- [] Ranking at each section and finish
- .-.- No data available at this section
- NA No data available



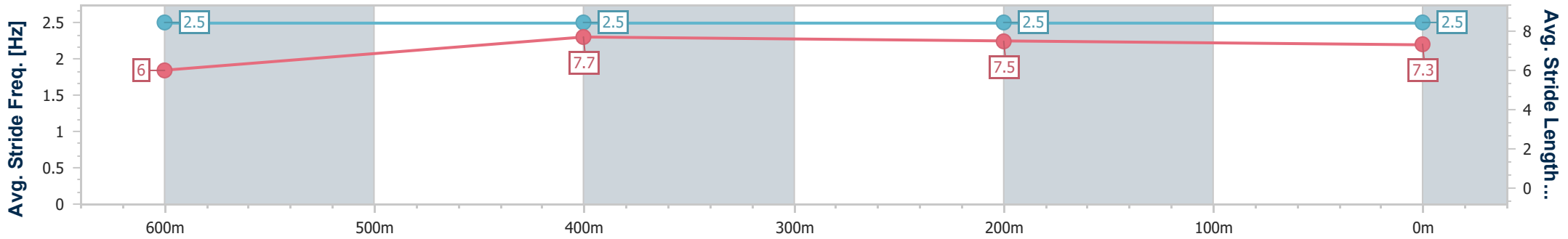
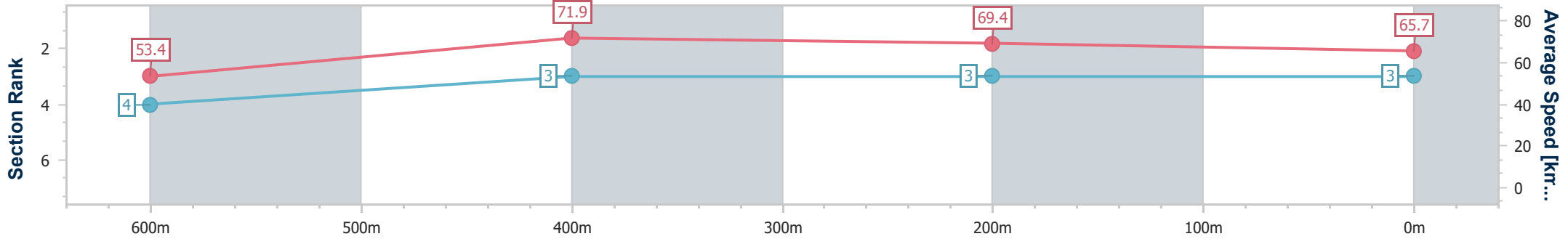
Horse/Jockey Name	Russian Diva
Final Rank	3
Fastest Section Time (Section)	0:09.97 (600m)
Top Speed [km/h] (Section)	72.6 (600m)
Race State	Finished



Ipswich QLD Professional
 Race 1: TAB Class 4 Handicap - 800m
 01 March 2025 - 11:54
 Track Rating: Good 4, Weather: Fine, Rail Position: True



Section	Overall	600m	400m	200m
Section Times	0:44.84 [3] (0:13.52)	0:31.32 [4] (0:09.97)	0:21.35 [3] (0:10.39)	0:10.96 [3] (0:10.96)
Average Speed [km/h]	53.4	71.9	69.4	65.7
Top Speed [km/h]	72.0	72.6	70.7	68.1
Avg. Dist. to Rail [m]	4.2	1.1	1.5	5.7
Avg. Stride Freq. [Hz]	2.5	2.5	2.5	2.5
Avg. Stride Length [m]	6.0	7.7	7.5	7.3



- [] Ranking at each section and finish
- .-.- No data available at this section
- NA No data available



Horse/Jockey Name	Albion Square
Final Rank	4
Fastest Section Time (Section)	0:10.11 (600m)
Top Speed [km/h] (Section)	72.0 (600m)
Race State	Finished



Ipswich QLD Professional

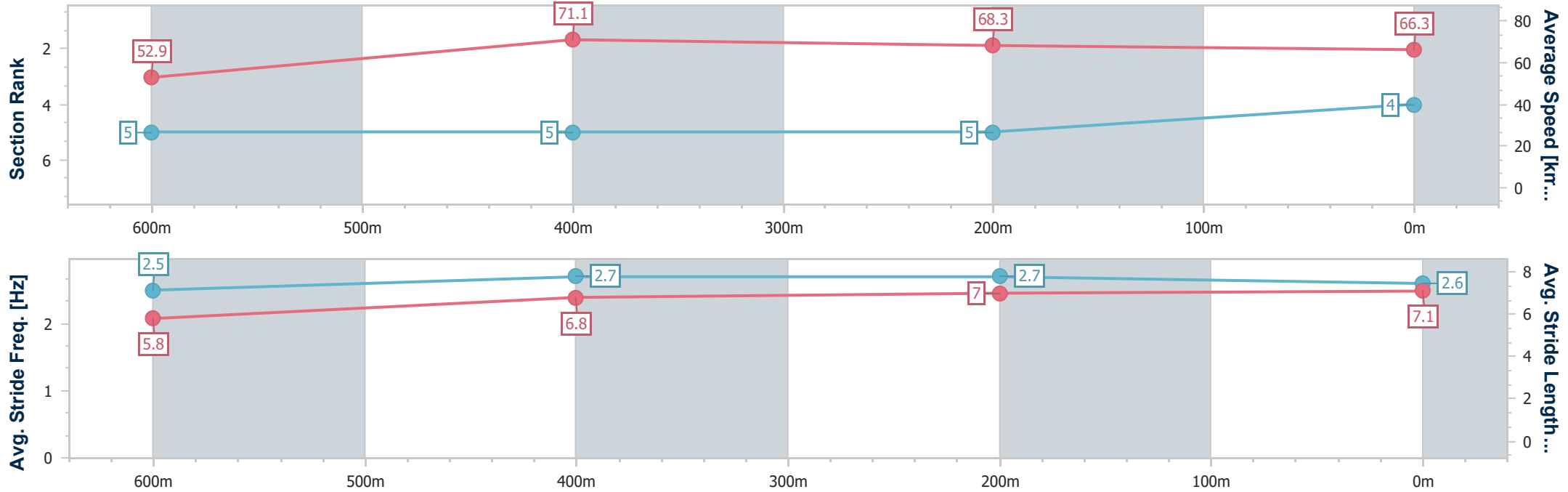
Race 1: TAB Class 4 Handicap - 800m

01 March 2025 - 11:54



Track Rating: Good 4, Weather: Fine, Rail Position: True

Section	Overall	600m	400m	200m
Section Times	0:45.14 [4] (0:13.63)	0:31.51 [5] (0:10.11)	0:21.40 [5] (0:10.47)	0:10.93 [5] (0:10.93)
Average Speed [km/h]	52.9	71.1	68.3	66.3
Top Speed [km/h]	71.3	72.0	69.4	67.9
Avg. Dist. to Rail [m]	6.8	1.9	1.2	0.8
Avg. Stride Freq. [Hz]	2.5	2.7	2.7	2.6
Avg. Stride Length [m]	5.8	6.8	7.0	7.1



- [] Ranking at each section and finish
- .-.- No data available at this section
- NA No data available



Horse/Jockey Name	Qickwit
Final Rank	5
Fastest Section Time (Section)	0:10.16 (600m)
Top Speed [km/h] (Section)	71.2 (600m)
Race State	Finished



Ipswich QLD Professional

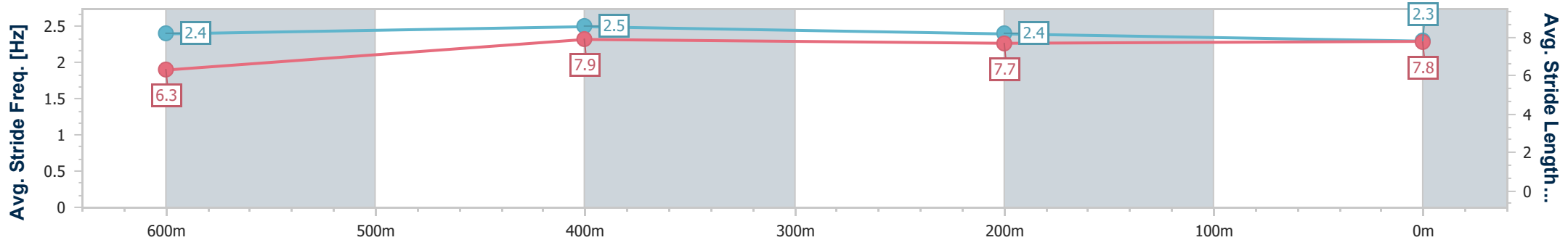
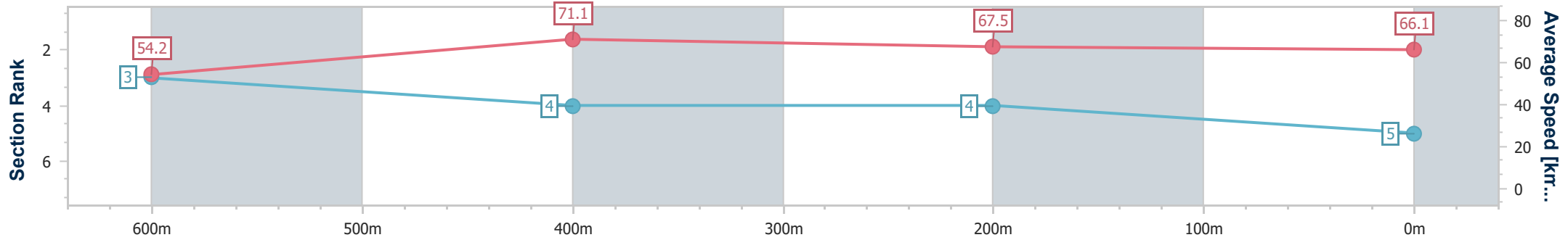
Race 1: TAB Class 4 Handicap - 800m

01 March 2025 - 11:54



Track Rating: Good 4, Weather: Fine, Rail Position: True

Section	Overall	600m	400m	200m
Section Times	0:45.15 [5] (0:13.34)	0:31.81 [3] (0:10.16)	0:21.65 [4] (0:10.70)	0:10.95 [4] (0:10.95)
Average Speed [km/h]	54.2	71.1	67.5	66.1
Top Speed [km/h]	70.3	71.2	68.9	67.6
Avg. Dist. to Rail [m]	7.7	2.1	0.9	2.7
Avg. Stride Freq. [Hz]	2.4	2.5	2.4	2.3
Avg. Stride Length [m]	6.3	7.9	7.7	7.8



- [] Ranking at each section and finish
- .-.- No data available at this section
- NA No data available

Ipswich QLD Professional

Race 2: SEVEN QTIS Two-Year-Old Handicap - 800m

01 March 2025 - 12:30

Track Rating: Good 4, Weather: Fine, Rail Position: True

Section										Last 600m		
Field Times				Overall	600m	400m	200m			0:31.78		
				0:45.43 (0:13.65)	0:31.78 (0:10.39)	0:21.39 (0:10.61)	0:10.78 (0:10.78)					
Rank	TAB	Horse/Jockey	Barrier	Top Speed [km/h]	Fastest Section					Margin	Distance Travelled [m]	
1	1	CUDDLES FOR KIMMY Cobi Vitler	1	69.7 600m	0:10.46 600m	0:45.43 [1] (0:13.65)	0:31.78 [1] (0:10.46)	0:21.32 [3] (0:10.58)	0:10.74 [2] (0:10.74)	0:45.43	0:31.78	
2	3	KING OF GERALDINE Jai Williams	4	71.0 600m	0:10.32 600m	0:45.68 [2] (0:13.72)	0:31.96 [3] (0:10.32)	0:21.64 [1] (0:10.61)	0:11.03 [1] (0:11.03)	1.47L	0:31.96	+0
3	7	SPIRIT OF THE OCEAN Micheal Hellyer	3	70.3 600m	0:10.42 600m	0:46.07 [3] (0:13.67)	0:32.40 [2] (0:10.42)	0:21.98 [2] (0:10.67)	0:11.31 [3] (0:11.31)	3.78L	0:32.40	-2
4	5	ANGEL'S TRUMPET Dale Smith	7	70.7 600m	0:10.41 600m	0:46.35 [4] (0:13.75)	0:32.60 [4] (0:10.41)	0:22.19 [4] (0:10.86)	0:11.33 [4] (0:11.33)	5.41L	0:32.60	+2
5	2	CODE BUSTER Georgina Cartwright	5	71.0 600m	0:10.37 600m	0:46.66 [5] (0:14.06)	0:32.60 [6] (0:10.37)	0:22.23 [5] (0:10.79)	0:11.44 [5] (0:11.44)	7.26L	0:32.60	+0
6	10	SECURE BELL Minonette Kennedy	6	69.9 600m	0:10.50 600m	0:46.77 [6] (0:13.96)	0:32.81 [5] (0:10.50)	0:22.31 [6] (0:10.90)	0:11.41 [6] (0:11.41)	7.9L	0:32.81	+4
7	6	BETTER MISS Jace McMurray	2	69.5 600m	0:10.41 600m	0:47.42 [7] (0:14.09)	0:33.33 [7] (0:10.41)	0:22.92 [7] (0:11.23)	0:11.69 [7] (0:11.69)	11.71L	0:33.33	-4

Scratched: Sure Start (#4), Very Demure (#8), Babushka Doll (#9)



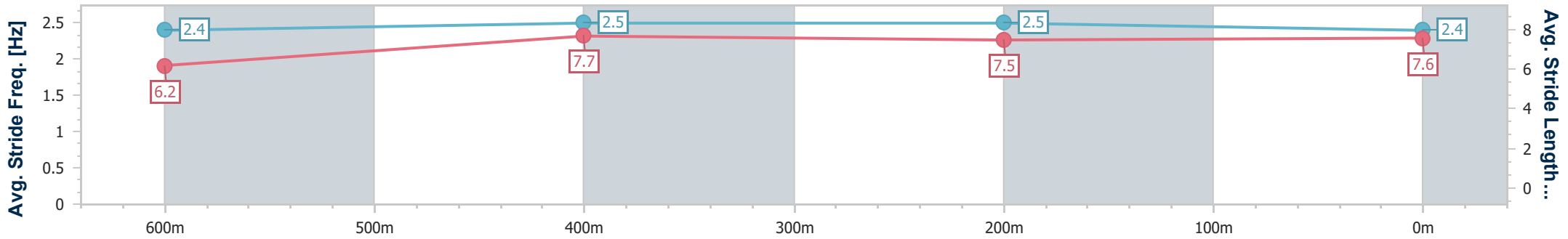
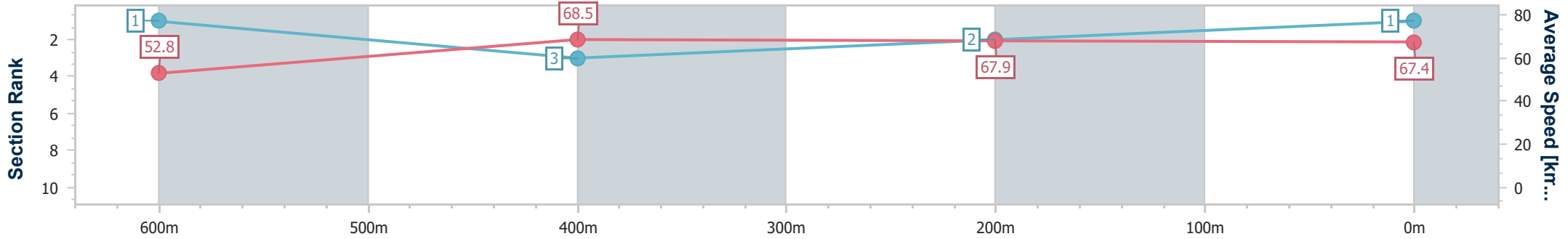
Horse/Jockey Name	Cuddles For Kimmy
Final Rank	1
Fastest Section Time (Section)	0:10.46 (600m)
Top Speed [km/h] (Section)	69.7 (600m)
Race State	Finished



Ipswich QLD Professional
 Race 2: SEVEN QTIS Two-Year-Old Handicap - 800m
 01 March 2025 - 12:30
 Track Rating: Good 4, Weather: Fine, Rail Position: True



Section	Overall	600m	400m	200m
Section Times	0:45.43 [1] (0:13.65)	0:31.78 [1] (0:10.46)	0:21.32 [3] (0:10.58)	0:10.74 [2] (0:10.74)
Average Speed [km/h]	52.8	68.5	67.9	67.4
Top Speed [km/h]	69.3	69.7	69.2	69.1
Avg. Dist. to Rail [m]	3.6	1.6	1.1	2.1
Avg. Stride Freq. [Hz]	2.4	2.5	2.5	2.4
Avg. Stride Length [m]	6.2	7.7	7.5	7.6



- [] Ranking at each section and finish
- .-.- No data available at this section
- NA No data available



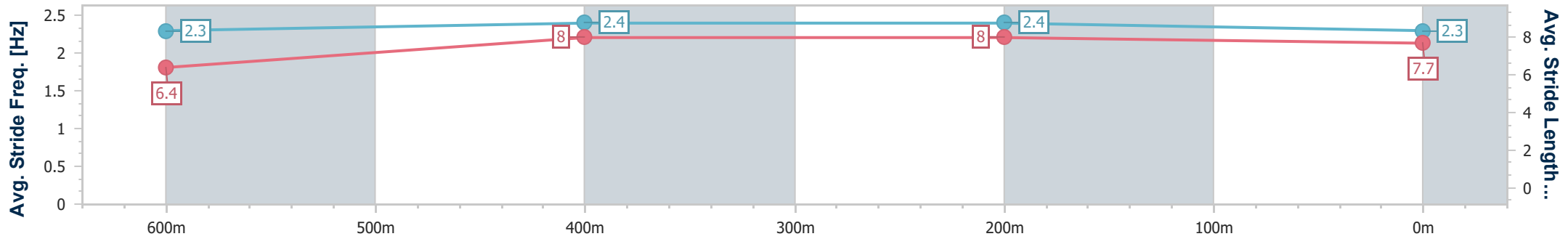
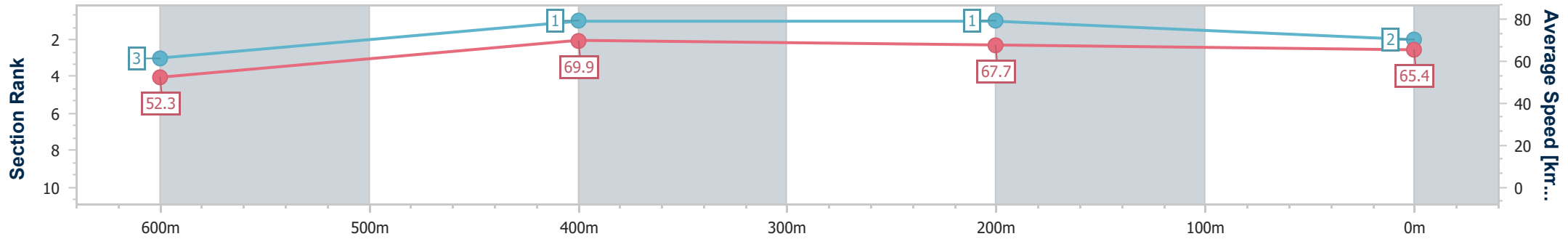
Horse/Jockey Name	King Of Geraldine
Final Rank	2
Fastest Section Time (Section)	0:10.32 (600m)
Top Speed [km/h] (Section)	71.0 (600m)
Race State	Finished



Ipswich QLD Professional
 Race 2: SEVEN QTIS Two-Year-Old Handicap - 800m
 01 March 2025 - 12:30
 Track Rating: Good 4, Weather: Fine, Rail Position: True



Section	Overall	600m	400m	200m
Section Times	0:45.68 [2] (0:13.72)	0:31.96 [3] (0:10.32)	0:21.64 [1] (0:10.61)	0:11.03 [1] (0:11.03)
Average Speed [km/h]	52.3	69.9	67.7	65.4
Top Speed [km/h]	69.2	71.0	68.5	68.0
Avg. Dist. to Rail [m]	6.6	1.6	0.5	2.6
Avg. Stride Freq. [Hz]	2.3	2.4	2.4	2.3
Avg. Stride Length [m]	6.4	8.0	8.0	7.7



- [] Ranking at each section and finish
- .-.- No data available at this section
- NA No data available



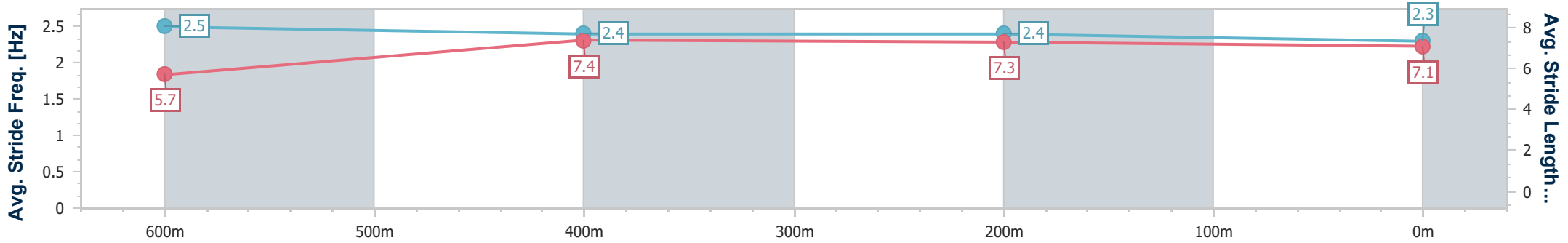
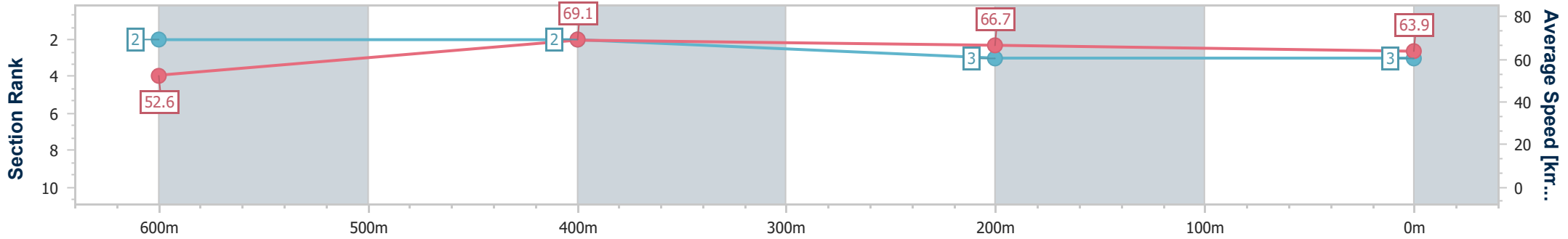
Horse/Jockey Name	Spiritof The Ocean
Final Rank	3
Fastest Section Time (Section)	0:10.42 (600m)
Top Speed [km/h] (Section)	70.3 (600m)
Race State	Finished



Ipswich QLD Professional
 Race 2: SEVEN QTIS Two-Year-Old Handicap - 800m
 01 March 2025 - 12:30
 Track Rating: Good 4, Weather: Fine, Rail Position: True



Section	Overall	600m	400m	200m
Section Times	0:46.07 [3] (0:13.67)	0:32.40 [2] (0:10.42)	0:21.98 [2] (0:10.67)	0:11.31 [3] (0:11.31)
Average Speed [km/h]	52.6	69.1	66.7	63.9
Top Speed [km/h]	69.4	70.3	68.2	66.1
Avg. Dist. to Rail [m]	6.3	1.8	1.9	0.8
Avg. Stride Freq. [Hz]	2.5	2.4	2.4	2.3
Avg. Stride Length [m]	5.7	7.4	7.3	7.1



- [] Ranking at each section and finish
- .-.- No data available at this section
- NA No data available



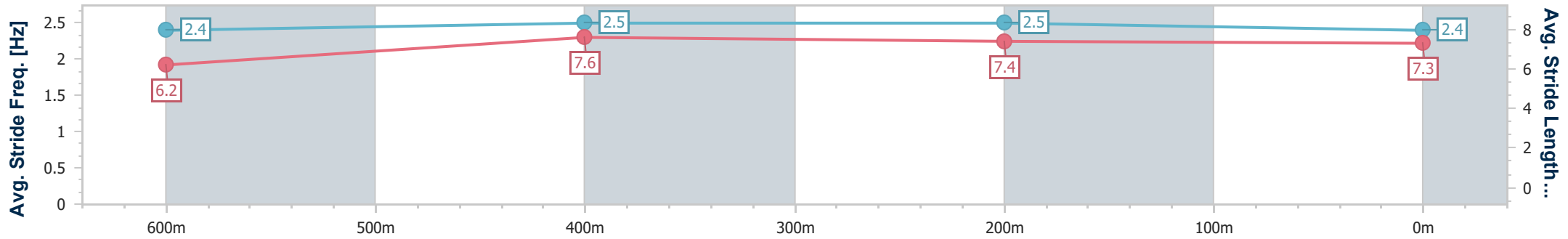
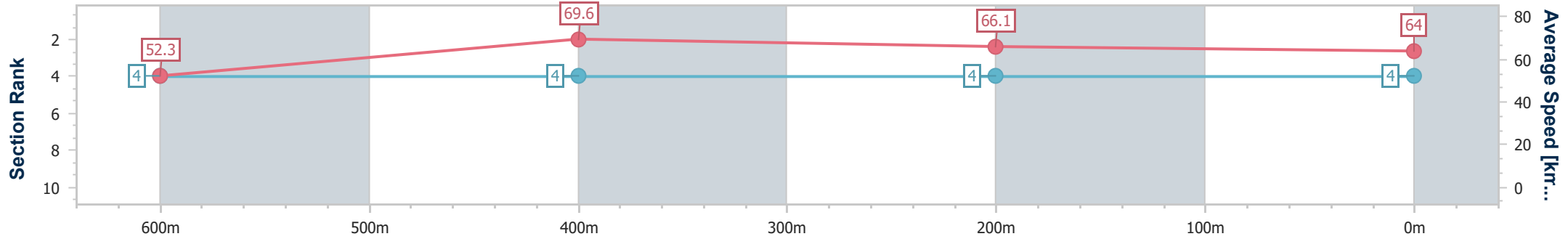
Horse/Jockey Name	Angel's Trumpet
Final Rank	4
Fastest Section Time (Section)	0:10.41 (600m)
Top Speed [km/h] (Section)	70.7 (600m)
Race State	Finished



Ipswich QLD Professional
 Race 2: SEVEN QTIS Two-Year-Old Handicap - 800m
 01 March 2025 - 12:30
 Track Rating: Good 4, Weather: Fine, Rail Position: True



Section	Overall	600m	400m	200m
Section Times	0:46.35 [4] (0:13.75)	0:32.60 [4] (0:10.41)	0:22.19 [4] (0:10.86)	0:11.33 [4] (0:11.33)
Average Speed [km/h]	52.3	69.6	66.1	64.0
Top Speed [km/h]	69.6	70.7	67.2	65.3
Avg. Dist. to Rail [m]	9.1	2.5	0.5	1.8
Avg. Stride Freq. [Hz]	2.4	2.5	2.5	2.4
Avg. Stride Length [m]	6.2	7.6	7.4	7.3



- [] Ranking at each section and finish
- .-.- No data available at this section
- NA No data available



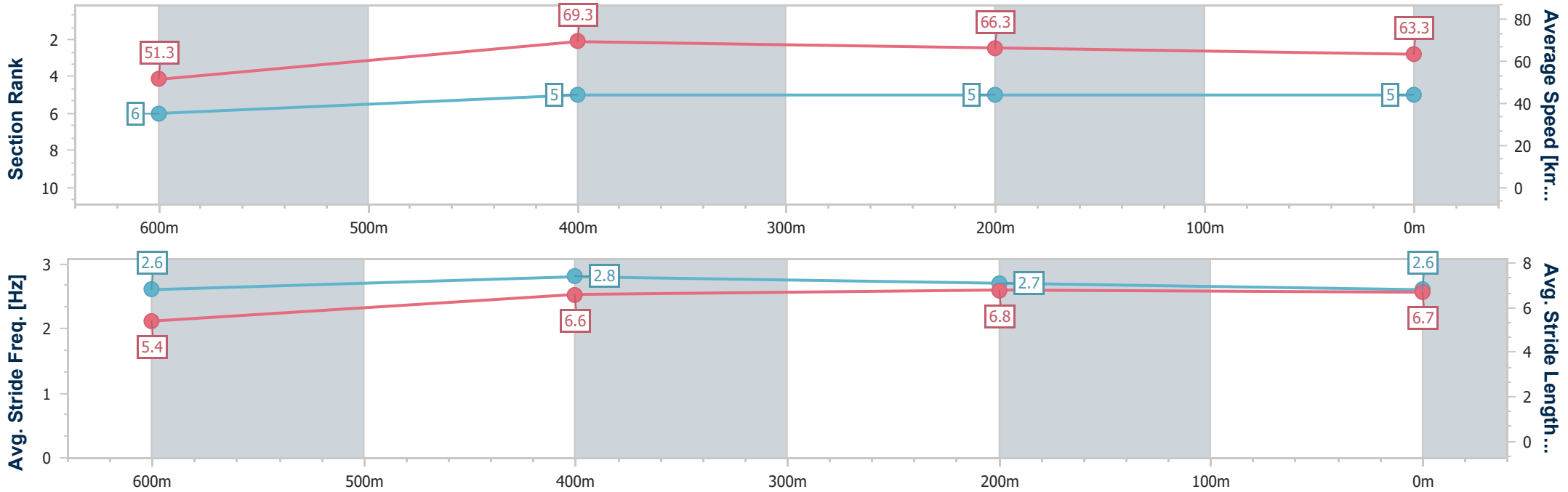
Horse/Jockey Name	Code Buster
Final Rank	5
Fastest Section Time (Section)	0:10.37 (600m)
Top Speed [km/h] (Section)	71.0 (600m)
Race State	Finished



Ipswich QLD Professional
 Race 2: SEVEN QTIS Two-Year-Old Handicap - 800m
 01 March 2025 - 12:30
 Track Rating: Good 4, Weather: Fine, Rail Position: True



Section	Overall	600m	400m	200m
Section Times	0:46.66 [5] (0:14.06)	0:32.60 [6] (0:10.37)	0:22.23 [5] (0:10.79)	0:11.44 [5] (0:11.44)
Average Speed [km/h]	51.3	69.3	66.3	63.3
Top Speed [km/h]	70.5	71.0	67.4	64.9
Avg. Dist. to Rail [m]	7.9	2.0	1.6	0.8
Avg. Stride Freq. [Hz]	2.6	2.8	2.7	2.6
Avg. Stride Length [m]	5.4	6.6	6.8	6.7



- [] Ranking at each section and finish
- .-.- No data available at this section
- NA No data available



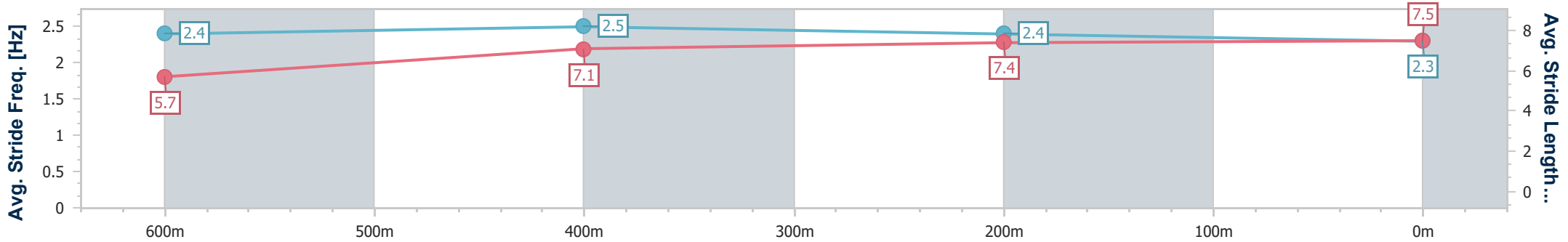
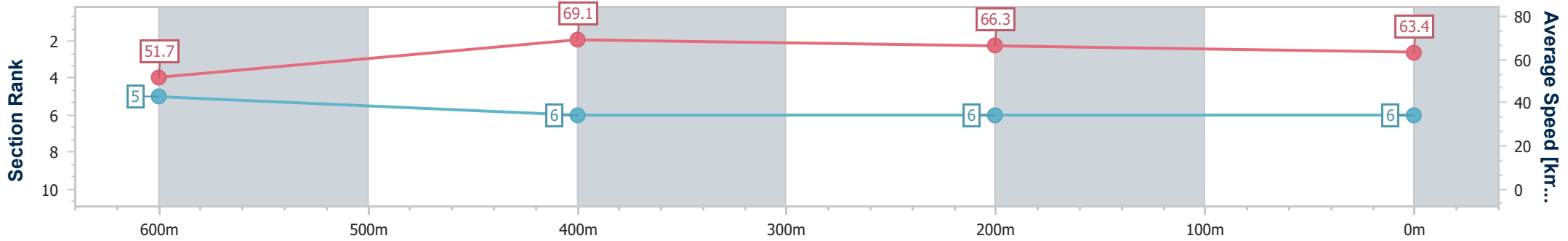
Horse/Jockey Name	Secure Bell
Final Rank	6
Fastest Section Time (Section)	0:10.50 (600m)
Top Speed [km/h] (Section)	69.9 (600m)
Race State	Finished



Ipswich QLD Professional
 Race 2: SEVEN QTIS Two-Year-Old Handicap - 800m
 01 March 2025 - 12:30
 Track Rating: Good 4, Weather: Fine, Rail Position: True



Section	Overall	600m	400m	200m
Section Times	0:46.77 [6] (0:13.96)	0:32.81 [5] (0:10.50)	0:22.31 [6] (0:10.90)	0:11.41 [6] (0:11.41)
Average Speed [km/h]	51.7	69.1	66.3	63.4
Top Speed [km/h]	68.6	69.9	68.1	64.3
Avg. Dist. to Rail [m]	9.2	3.9	1.5	3.7
Avg. Stride Freq. [Hz]	2.4	2.5	2.4	2.3
Avg. Stride Length [m]	5.7	7.1	7.4	7.5



- [] Ranking at each section and finish
- .-.- No data available at this section
- NA No data available



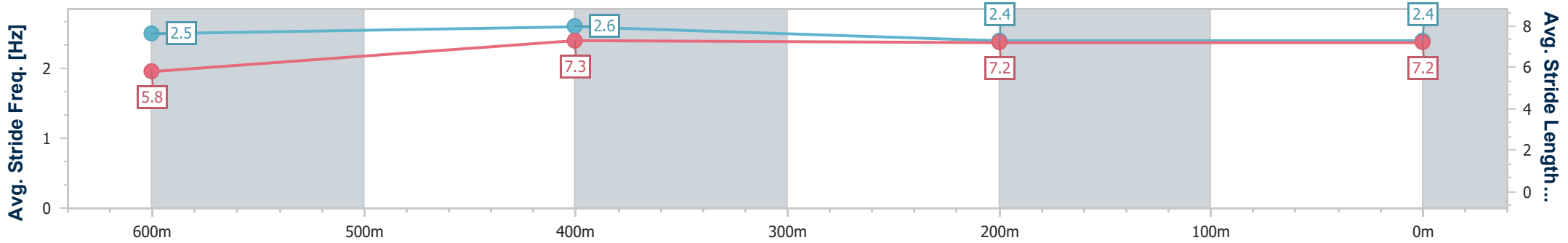
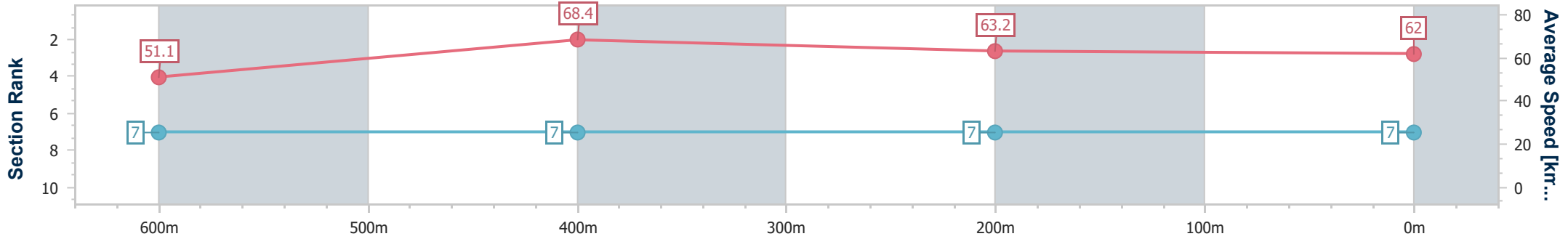
Horse/Jockey Name	Better Miss
Final Rank	7
Fastest Section Time (Section)	0:10.41 (600m)
Top Speed [km/h] (Section)	69.5 (600m)
Race State	Finished



Ipswich QLD Professional
 Race 2: SEVEN QTIS Two-Year-Old Handicap - 800m
 01 March 2025 - 12:30
 Track Rating: Good 4, Weather: Fine, Rail Position: True



Section	Overall	600m	400m	200m
Section Times	0:47.42 [7] (0:14.09)	0:33.33 [7] (0:10.41)	0:22.92 [7] (0:11.23)	0:11.69 [7] (0:11.69)
Average Speed [km/h]	51.1	68.4	63.2	62.0
Top Speed [km/h]	68.1	69.5	65.5	62.7
Avg. Dist. to Rail [m]	3.9	2.6	2.2	0.5
Avg. Stride Freq. [Hz]	2.5	2.6	2.4	2.4
Avg. Stride Length [m]	5.8	7.3	7.2	7.2



- [] Ranking at each section and finish
- .-.- No data available at this section
- NA No data available



Ipswich QLD Professional

Race 3: SEQ GAS FITTING Class 4 Handicap - 1100m

01 March 2025 - 13:05



Track Rating: Good 4, Weather: Fine, Rail Position: True

Section		Overall	1000m	800m	600m	400m	200m	Last 600m					
Field Times		1:03.23 (0:08.89)	0:54.34 (0:10.79)	0:43.55 (0:10.72)	0:32.83 (0:10.68)	0:22.15 (0:10.77)	0:11.38 (0:11.38)	0:32.83					
Rank	TAB Horse/Jockey	Barrier	Top Speed [km/h]	Fastest Section							Margin	Distance Travelled [m]	
1	2 RUSSIAN MINT Cobi Vitler	2	68.2 1000m	0:08.89 Overall	1:03.23 [1] (0:08.89)	0:54.34 [1] (0:10.79)	0:43.55 [1] (0:10.72)	0:32.83 [1] (0:10.68)	0:22.15 [1] (0:10.77)	0:11.38 [1] (0:11.38)	1:03.23	0:32.83	
2	1 WILD BOTANICA Montana Philpot	3	69.0 800m	0:08.95 Overall	1:03.43 [2] (0:08.95)	0:54.48 [3] (0:10.96)	0:43.52 [2] (0:10.60)	0:32.92 [2] (0:10.70)	0:22.22 [2] (0:10.86)	0:11.36 [2] (0:11.36)	1.2L	0:32.92	+3
3	5 YES TO EXCESS Samantha Collett	4	68.3 800m	0:09.10 Overall	1:03.47 [3] (0:09.10)	0:54.37 [4] (0:11.09)	0:43.28 [4] (0:10.63)	0:32.65 [4] (0:10.75)	0:21.90 [4] (0:10.77)	0:11.13 [4] (0:11.13)	1.43L	0:32.65	+2
4	3 SMART RECOGNITION Anthony Allen	1	68.2 800m	0:08.91 Overall	1:03.61 [4] (0:08.91)	0:54.70 [2] (0:11.06)	0:43.64 [3] (0:10.71)	0:32.93 [3] (0:10.75)	0:22.18 [3] (0:10.78)	0:11.40 [3] (0:11.40)	2.23L	0:32.93	-1

Scratched: Freakshake (#7), Mygirlgladys (#8), Rubydoo (#6), Platinum Lies (#4)



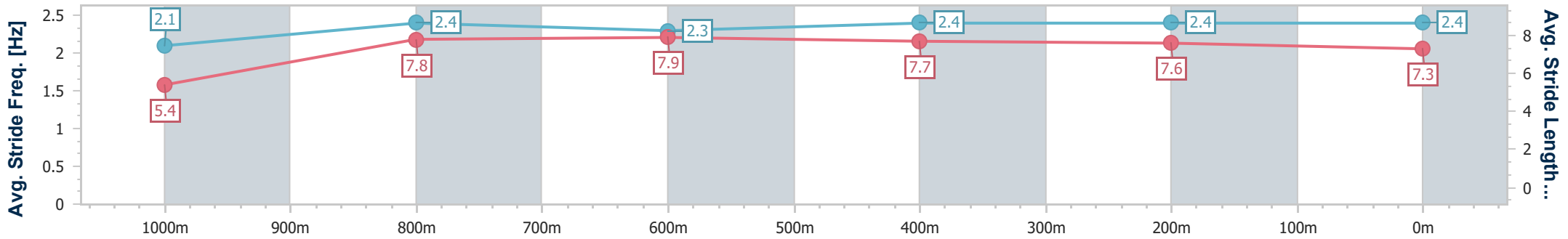
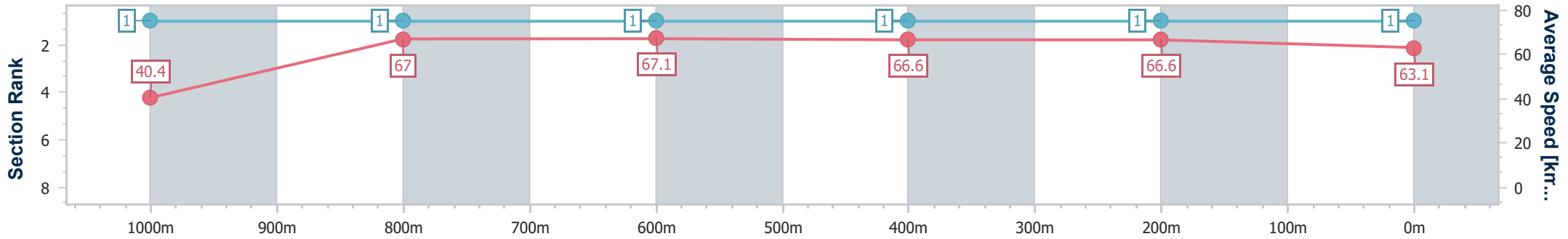
Horse/Jockey Name	Russian Mint
Final Rank	1
Fastest Section Time (Section)	0:08.89 (Overall)
Top Speed [km/h] (Section)	68.2 (1000m)
Race State	Finished



Ipswich QLD Professional
 Race 3: SEQ GAS FITTING Class 4 Handicap - 1100m
 01 March 2025 - 13:05
 Track Rating: Good 4, Weather: Fine, Rail Position: True



Section	Overall	1000m	800m	600m	400m	200m
Section Times	1:03.23 [1] (0:08.89)	0:54.34 [1] (0:10.79)	0:43.55 [1] (0:10.72)	0:32.83 [1] (0:10.68)	0:22.15 [1] (0:10.77)	0:11.38 [1] (0:11.38)
Average Speed [km/h]	40.4	67.0	67.1	66.6	66.6	63.1
Top Speed [km/h]	63.0	68.2	67.4	67.7	67.4	66.3
Avg. Dist. to Rail [m]	5.4	2.3	1.0	2.4	1.1	2.0
Avg. Stride Freq. [Hz]	2.1	2.4	2.3	2.4	2.4	2.4
Avg. Stride Length [m]	5.4	7.8	7.9	7.7	7.6	7.3



- [] Ranking at each section and finish
- .-.- No data available at this section
- NA No data available



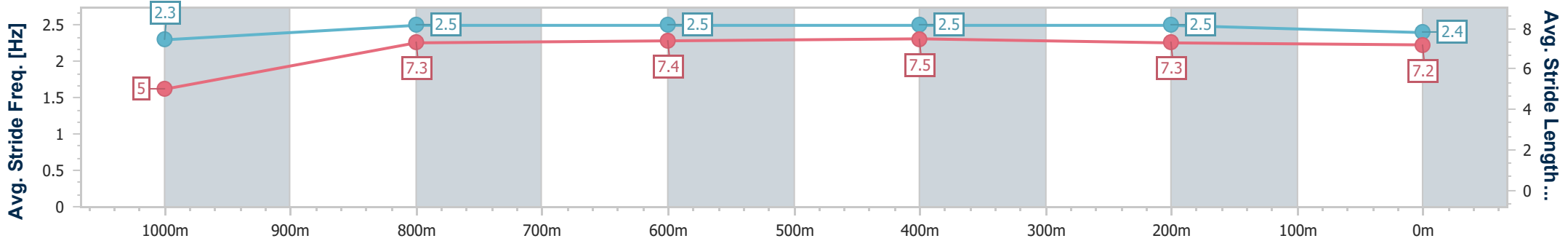
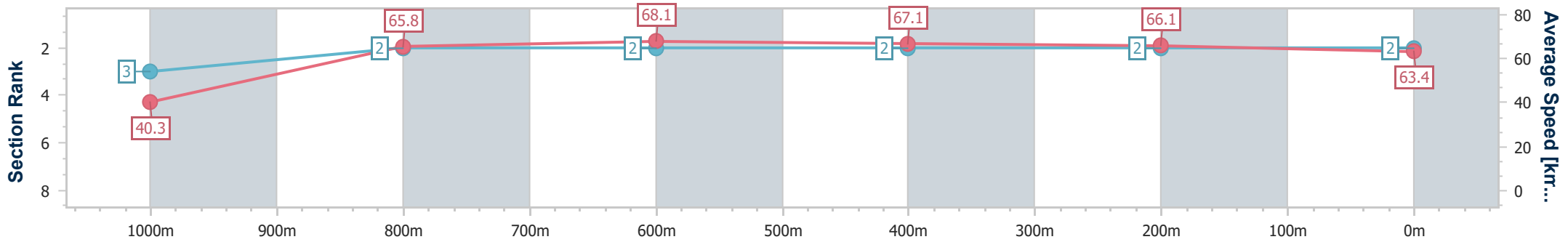
Horse/Jockey Name	Wild Botanica
Final Rank	2
Fastest Section Time (Section)	0:08.95 (Overall)
Top Speed [km/h] (Section)	69.0 (800m)
Race State	Finished



Ipswich QLD Professional
 Race 3: SEQ GAS FITTING Class 4 Handicap - 1100m
 01 March 2025 - 13:05
 Track Rating: Good 4, Weather: Fine, Rail Position: True



Section	Overall	1000m	800m	600m	400m	200m
Section Times	1:03.43 [2] (0:08.95)	0:54.48 [3] (0:10.96)	0:43.52 [2] (0:10.60)	0:32.92 [2] (0:10.70)	0:22.22 [2] (0:10.86)	0:11.36 [2] (0:11.36)
Average Speed [km/h]	40.3	65.8	68.1	67.1	66.1	63.4
Top Speed [km/h]	61.1	66.7	69.0	68.0	66.9	65.9
Avg. Dist. to Rail [m]	5.2	1.7	0.4	0.5	0.9	3.3
Avg. Stride Freq. [Hz]	2.3	2.5	2.5	2.5	2.5	2.4
Avg. Stride Length [m]	5.0	7.3	7.4	7.5	7.3	7.2



- [] Ranking at each section and finish
- .-.- No data available at this section
- NA No data available



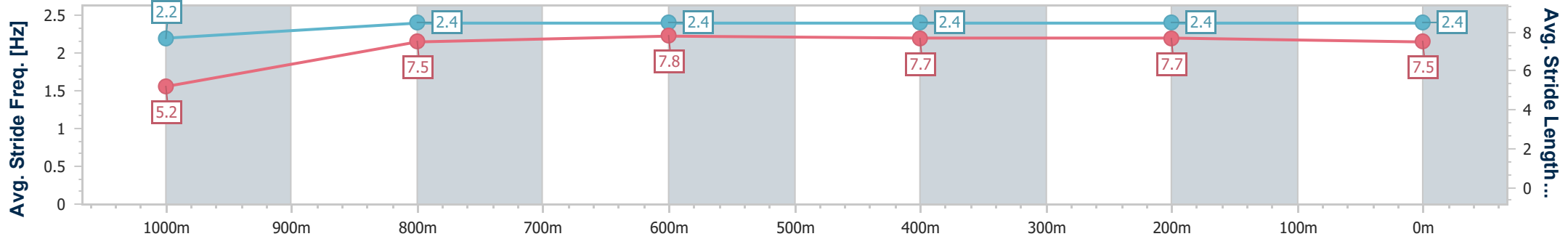
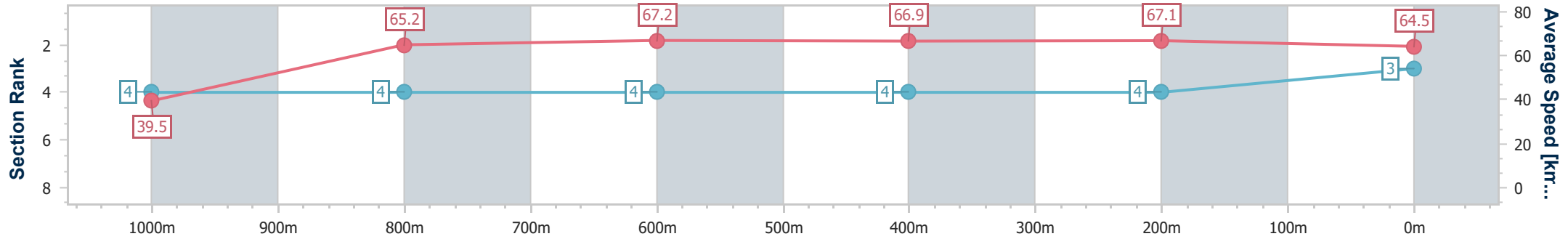
Horse/Jockey Name	Yes To Excess
Final Rank	3
Fastest Section Time (Section)	0:09.10 (Overall)
Top Speed [km/h] (Section)	68.3 (800m)
Race State	Finished



Ipswich QLD Professional
 Race 3: SEQ GAS FITTING Class 4 Handicap - 1100m
 01 March 2025 - 13:05
 Track Rating: Good 4, Weather: Fine, Rail Position: True



Section	Overall	1000m	800m	600m	400m	200m
Section Times	1:03.47 [3] (0:09.10)	0:54.37 [4] (0:11.09)	0:43.28 [4] (0:10.63)	0:32.65 [4] (0:10.75)	0:21.90 [4] (0:10.77)	0:11.13 [4]
Average Speed [km/h]	39.5	65.2	67.2	66.9	67.1	64.5
Top Speed [km/h]	62.4	66.2	68.3	67.5	67.7	66.5
Avg. Dist. to Rail [m]	6.1	2.4	1.5	1.1	0.9	5.1
Avg. Stride Freq. [Hz]	2.2	2.4	2.4	2.4	2.4	2.4
Avg. Stride Length [m]	5.2	7.5	7.8	7.7	7.7	7.5



- [] Ranking at each section and finish
- .-.- No data available at this section
- NA No data available



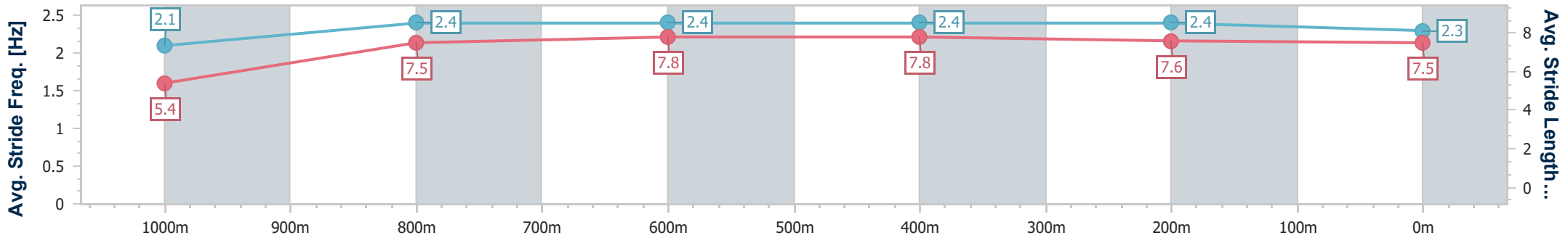
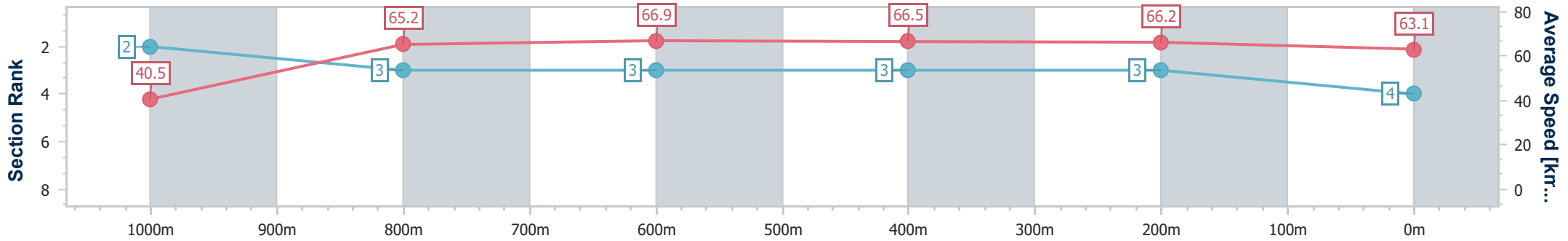
Horse/Jockey Name	Smart Recognition
Final Rank	4
Fastest Section Time (Section)	0:08.91 (Overall)
Top Speed [km/h] (Section)	68.2 (800m)
Race State	Finished



Ipswich QLD Professional
 Race 3: SEQ GAS FITTING Class 4 Handicap - 1100m
 01 March 2025 - 13:05
 Track Rating: Good 4, Weather: Fine, Rail Position: True



Section	Overall	1000m	800m	600m	400m	200m
Section Times	1:03.61 [4] (0:08.91)	0:54.70 [2] (0:11.06)	0:43.64 [3] (0:10.71)	0:32.93 [3] (0:10.75)	0:22.18 [3] (0:10.78)	0:11.40 [3] (0:11.40)
Average Speed [km/h]	40.5	65.2	66.9	66.5	66.2	63.1
Top Speed [km/h]	63.0	66.3	68.2	67.3	67.3	65.0
Avg. Dist. to Rail [m]	2.7	0.9	1.1	2.1	1.0	0.4
Avg. Stride Freq. [Hz]	2.1	2.4	2.4	2.4	2.4	2.3
Avg. Stride Length [m]	5.4	7.5	7.8	7.8	7.6	7.5



- [] Ranking at each section and finish
- .-.- No data available at this section
- NA No data available



Ipswich QLD Professional

Race 4: GORDON'S GIN Maiden Handicap - 1100m

01 March 2025 - 13:40



Track Rating: Good 4, Weather: Fine, Rail Position: True

Section		Overall	1000m	800m	600m	400m	200m	Last 600m					
Field Times		1:03.49 (0:08.45)	0:55.04 (0:10.82)	0:44.22 (0:10.72)	0:33.50 (0:10.81)	0:22.69 (0:11.06)	0:11.63 (0:11.63)	0:33.50					
Rank	TAB Horse/Jockey	Barrier	Top Speed [km/h]	Fastest Section							Margin	Distance Travelled [m]	
1	3 WRITTY Brandon Lerena	2	68.3 1000m	0:08.59 Overall	1:03.49 [1] (0:08.59)	0:54.90 [2] (0:10.68)	0:44.22 [1] (0:10.72)	0:33.50 [1] (0:10.81)	0:22.69 [1] (0:11.06)	0:11.63 [1] (0:11.63)	1:03.49	0:33.50	
2	11 DEEP DAWN Jace McMurray	5	68.2 800m	0:08.45 Overall	1:03.68 [2] (0:08.45)	0:55.23 [1] (0:10.95)	0:44.28 [2] (0:10.79)	0:33.49 [3] (0:10.84)	0:22.65 [2] (0:11.10)	0:11.55 [2] (0:11.55)	1.14L	0:33.49	+2
3	1 BEANS MEANS Olivia Kendal	3	68.7 600m	0:08.94 Overall	1:04.29 [3] (0:08.94)	0:55.35 [6] (0:10.71)	0:44.64 [4] (0:10.82)	0:33.82 [4] (0:10.77)	0:23.05 [4] (0:11.35)	0:11.70 [3] (0:11.70)	4.71L	0:33.82	+6
4	12 TORERA Georgina Cartwright	1	68.1 1000m	0:08.76 Overall	1:05.27 [4] (0:08.76)	0:56.51 [3] (0:10.73)	0:45.78 [3] (0:10.65)	0:35.13 [2] (0:10.93)	0:24.20 [3] (0:11.80)	0:12.40 [4] (0:12.40)	10.44L	0:35.13	+8
5	5 SHAPE OF WATER Justin Huxtable	4	66.2 600m	0:08.76 Overall	1:05.52 [5] (0:08.76)	0:56.76 [4] (0:11.15)	0:45.61 [5] (0:11.25)	0:34.36 [5] (0:11.07)	0:23.29 [5] (0:11.54)	0:11.75 [5] (0:11.75)	11.91L	0:34.36	+3
6	2 CONQUERING KHAN Dan McGillivray	6	65.2 800m	0:08.82 Overall	1:10.06 [6] (0:08.82)	1:01.24 [5] (0:11.33)	0:49.91 [6] (0:11.27)	0:38.64 [6] (0:11.59)	0:27.05 [6] (0:12.33)	0:14.72 [6] (0:14.72)	38.66L	0:38.64	+2

Scratched: Pearl In Hay (#4), Balance The Books (#6), Network Error (#8), Angry Bet (#13), Lilica Ebet (#14), Point Two (#10), Barbieland (#7), Oohlalouvre (#9)

[] Ranking at each section and finish
 -:-:- No data available at this section
 NA No data available

SCN Saddle cloth number
 DNF Did not finish
 DNT Did not track



Horse/Jockey Name	Writty
Final Rank	1
Fastest Section Time (Section)	0:08.59 (Overall)
Top Speed [km/h] (Section)	68.3 (1000m)
Race State	Finished



Ipswich QLD Professional

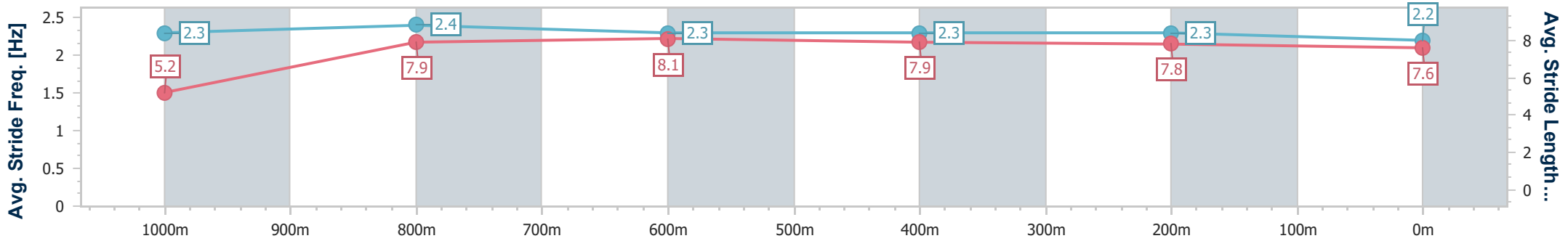
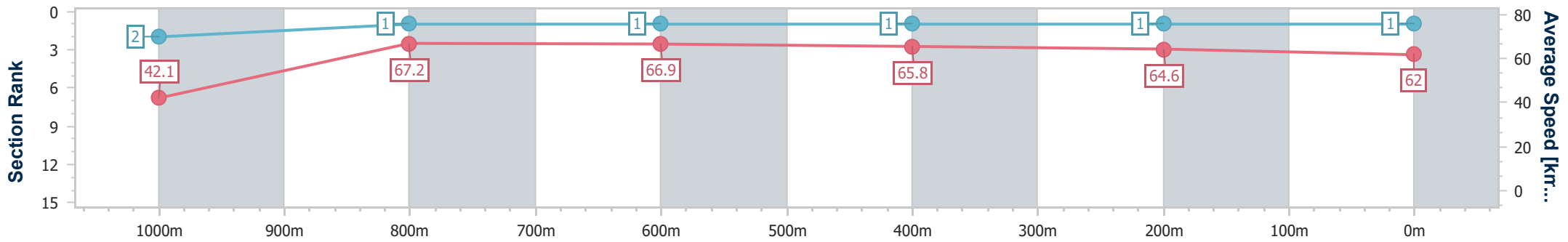
Race 4: GORDON'S GIN Maiden Handicap - 1100m

01 March 2025 - 13:40

Track Rating: Good 4, Weather: Fine, Rail Position: True



Section	Overall	1000m	800m	600m	400m	200m
Section Times	1:03.49 [1] (0:08.59)	0:54.90 [2] (0:10.68)	0:44.22 [1] (0:10.72)	0:33.50 [1] (0:10.81)	0:22.69 [1] (0:11.06)	0:11.63 [1] (0:11.63)
Average Speed [km/h]	42.1	67.2	66.9	65.8	64.6	62.0
Top Speed [km/h]	64.8	68.3	67.5	66.8	65.2	64.2
Avg. Dist. to Rail [m]	3.1	0.4	1.7	2.1	1.6	1.1
Avg. Stride Freq. [Hz]	2.3	2.4	2.3	2.3	2.3	2.2
Avg. Stride Length [m]	5.2	7.9	8.1	7.9	7.8	7.6



- [] Ranking at each section and finish
- .-.- No data available at this section
- NA No data available



Horse/Jockey Name	Deep Dawn
Final Rank	2
Fastest Section Time (Section)	0:08.45 (Overall)
Top Speed [km/h] (Section)	68.2 (800m)
Race State	Finished



Ipswich QLD Professional

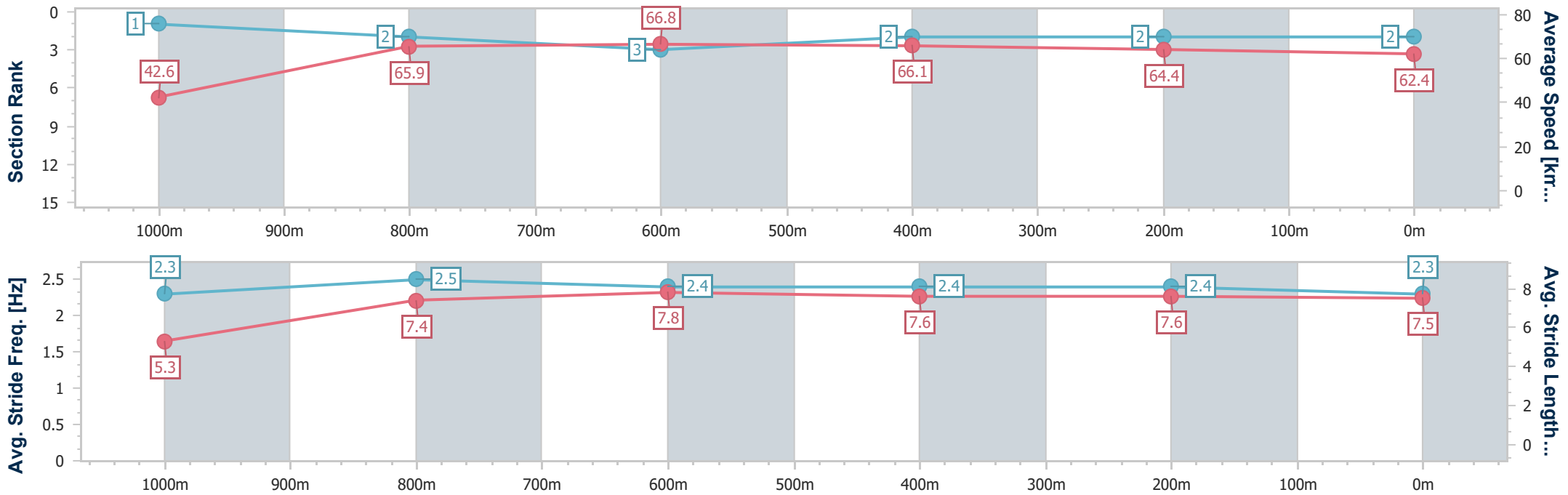
Race 4: GORDON'S GIN Maiden Handicap - 1100m

01 March 2025 - 13:40



Track Rating: Good 4, Weather: Fine, Rail Position: True

Section	Overall	1000m	800m	600m	400m	200m
Section Times	1:03.68 [2] (0:08.45)	0:55.23 [1] (0:10.95)	0:44.28 [2] (0:10.79)	0:33.49 [3] (0:10.84)	0:22.65 [2] (0:11.10)	0:11.55 [2] (0:11.55)
Average Speed [km/h]	42.6	65.9	66.8	66.1	64.4	62.4
Top Speed [km/h]	62.9	67.1	68.2	67.6	65.3	64.6
Avg. Dist. to Rail [m]	6.6	1.9	0.6	0.9	1.9	1.0
Avg. Stride Freq. [Hz]	2.3	2.5	2.4	2.4	2.4	2.3
Avg. Stride Length [m]	5.3	7.4	7.8	7.6	7.6	7.5



- [] Ranking at each section and finish
- .-.- No data available at this section
- NA No data available



Horse/Jockey Name	Beans Means
Final Rank	3
Fastest Section Time (Section)	0:08.94 (Overall)
Top Speed [km/h] (Section)	68.7 (600m)
Race State	Finished



Ipswich QLD Professional

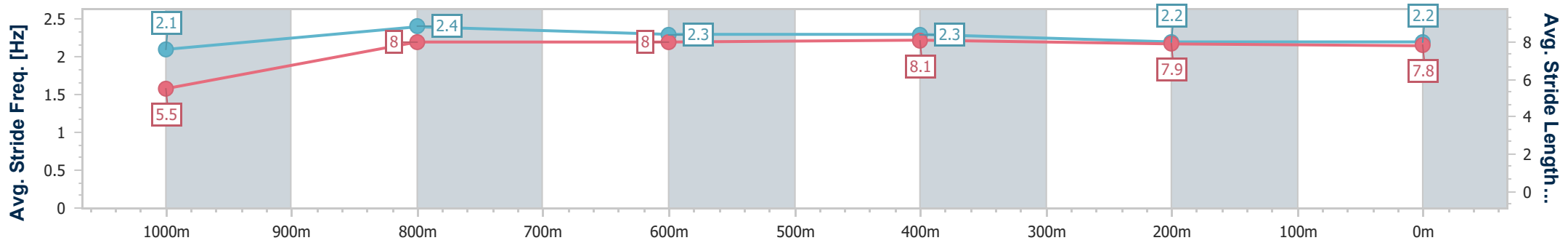
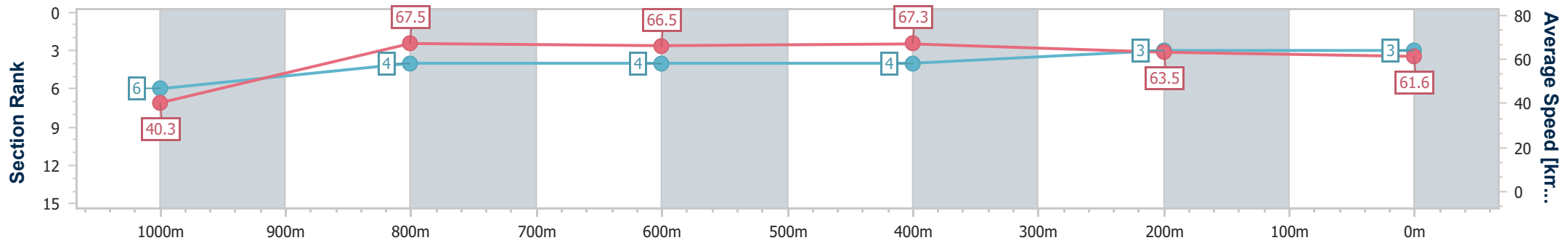
Race 4: GORDON'S GIN Maiden Handicap - 1100m

01 March 2025 - 13:40



Track Rating: Good 4, Weather: Fine, Rail Position: True

Section	Overall	1000m	800m	600m	400m	200m
Section Times	1:04.29 [3] (0:08.94)	0:55.35 [6] (0:10.71)	0:44.64 [4] (0:10.82)	0:33.82 [4] (0:10.77)	0:23.05 [4] (0:11.35)	0:11.70 [3] (0:11.70)
Average Speed [km/h]	40.3	67.5	66.5	67.3	63.5	61.6
Top Speed [km/h]	64.2	68.4	68.0	68.7	65.5	62.6
Avg. Dist. to Rail [m]	3.3	1.2	0.8	1.1	0.8	2.2
Avg. Stride Freq. [Hz]	2.1	2.4	2.3	2.3	2.2	2.2
Avg. Stride Length [m]	5.5	8.0	8.0	8.1	7.9	7.8



- [] Ranking at each section and finish
- .-.- No data available at this section
- NA No data available



Horse/Jockey Name	Torera
Final Rank	4
Fastest Section Time (Section)	0:08.76 (Overall)
Top Speed [km/h] (Section)	68.1 (1000m)
Race State	Finished



Ipswich QLD Professional

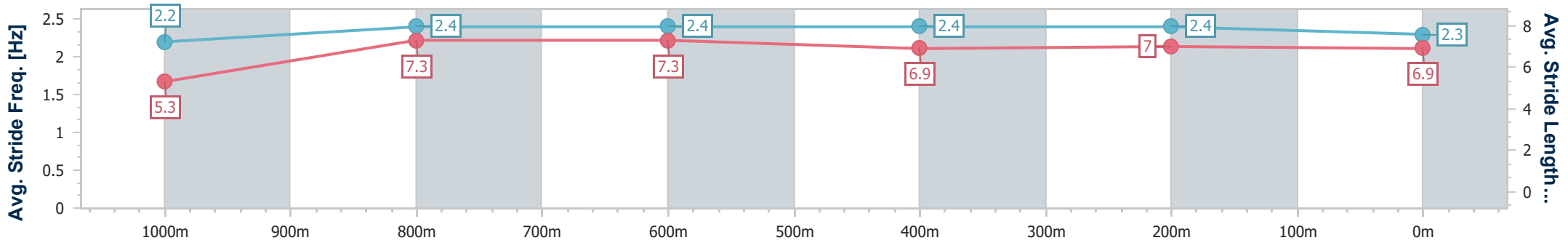
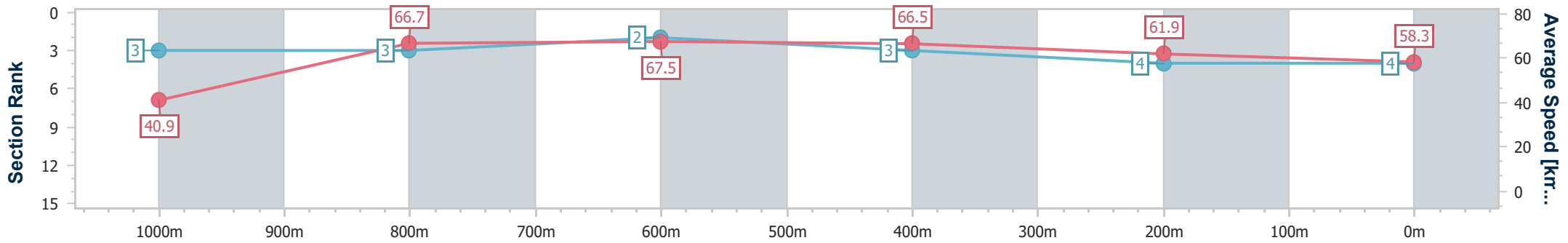
Race 4: GORDON'S GIN Maiden Handicap - 1100m

01 March 2025 - 13:40



Track Rating: Good 4, Weather: Fine, Rail Position: True

Section	Overall	1000m	800m	600m	400m	200m
Section Times	1:05.27 [4] (0:08.76)	0:56.51 [3] (0:10.73)	0:45.78 [3] (0:10.65)	0:35.13 [2] (0:10.93)	0:24.20 [3] (0:11.80)	0:12.40 [4]
Average Speed [km/h]	40.9	66.7	67.5	66.5	61.9	58.3
Top Speed [km/h]	62.3	68.1	67.7	67.6	64.9	60.4
Avg. Dist. to Rail [m]	1.8	2.4	1.3	2.0	4.8	4.1
Avg. Stride Freq. [Hz]	2.2	2.4	2.4	2.4	2.4	2.3
Avg. Stride Length [m]	5.3	7.3	7.3	6.9	7.0	6.9



- [] Ranking at each section and finish
- .-.- No data available at this section
- NA No data available



Horse/Jockey Name	Shape Of Water
Final Rank	5
Fastest Section Time (Section)	0:08.76 (Overall)
Top Speed [km/h] (Section)	66.2 (600m)
Race State	Finished



Ipswich QLD Professional

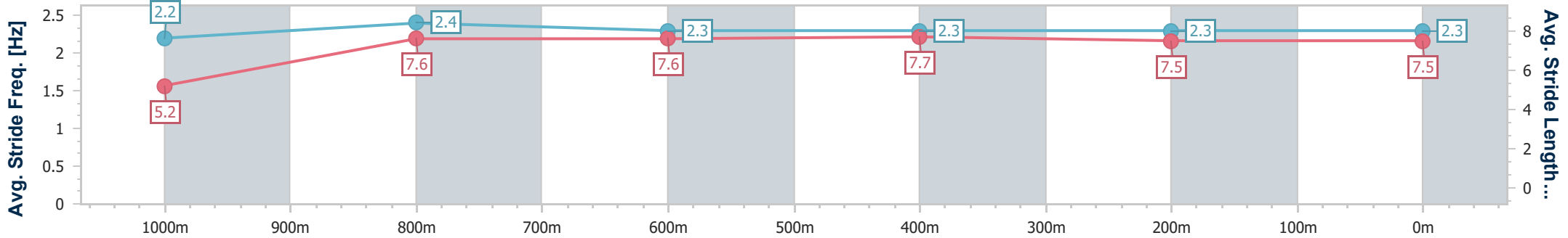
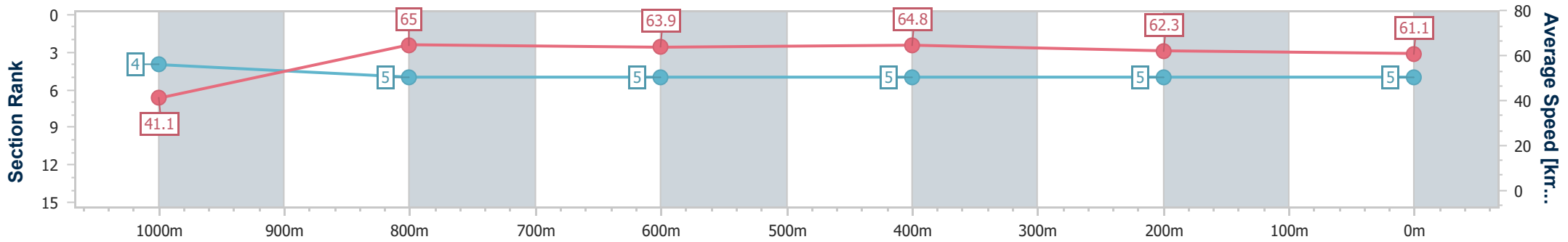
Race 4: GORDON'S GIN Maiden Handicap - 1100m

01 March 2025 - 13:40

Track Rating: Good 4, Weather: Fine, Rail Position: True



Section	Overall	1000m	800m	600m	400m	200m
Section Times	1:05.52 [5] (0:08.76)	0:56.76 [4] (0:11.15)	0:45.61 [5] (0:11.25)	0:34.36 [5] (0:11.07)	0:23.29 [5] (0:11.54)	0:11.75 [5] (0:11.75)
Average Speed [km/h]	41.1	65.0	63.9	64.8	62.3	61.1
Top Speed [km/h]	62.1	65.9	65.1	66.2	63.4	61.8
Avg. Dist. to Rail [m]	4.1	1.5	0.2	1.1	1.0	3.2
Avg. Stride Freq. [Hz]	2.2	2.4	2.3	2.3	2.3	2.3
Avg. Stride Length [m]	5.2	7.6	7.6	7.7	7.5	7.5



- [] Ranking at each section and finish
- .-.- No data available at this section
- NA No data available



Horse/Jockey Name	Conquering Khan
Final Rank	6
Fastest Section Time (Section)	0:08.82 (Overall)
Top Speed [km/h] (Section)	65.2 (800m)
Race State	Finished



Ipswich QLD Professional

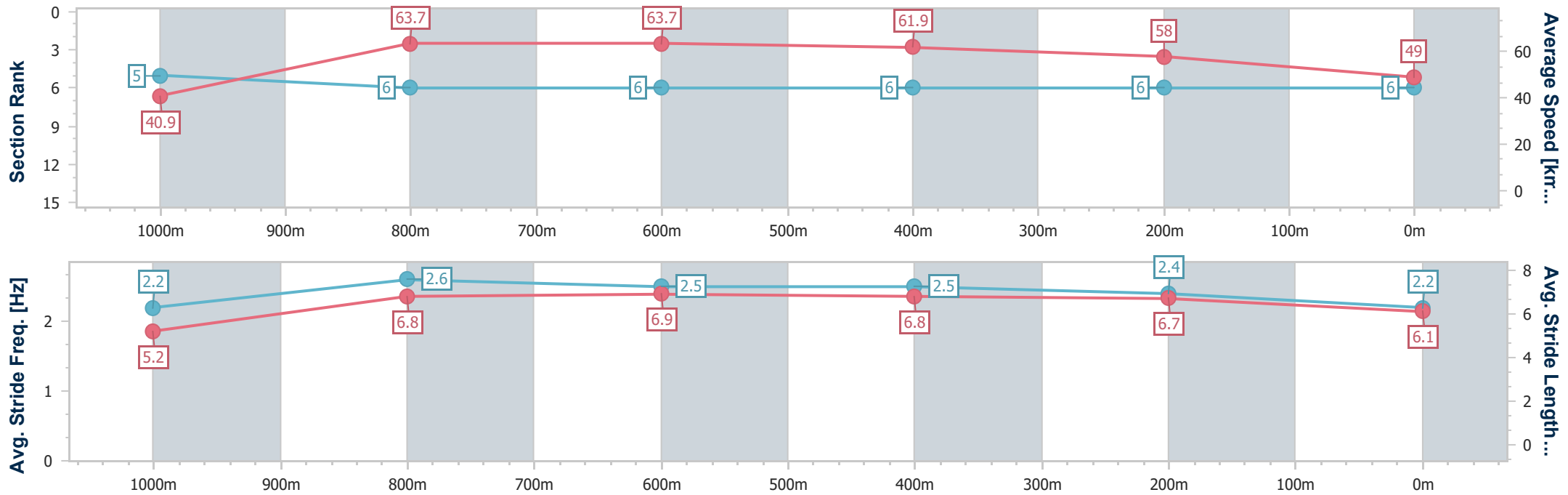
Race 4: GORDON'S GIN Maiden Handicap - 1100m

01 March 2025 - 13:40

Track Rating: Good 4, Weather: Fine, Rail Position: True



Section	Overall	1000m	800m	600m	400m	200m
Section Times	1:10.06 [6] (0:08.82)	1:01.24 [5] (0:11.33)	0:49.91 [6] (0:11.27)	0:38.64 [6] (0:11.59)	0:27.05 [6] (0:12.33)	0:14.72 [6] (0:14.72)
Average Speed [km/h]	40.9	63.7	63.7	61.9	58.0	49.0
Top Speed [km/h]	62.8	64.8	65.2	63.8	60.2	55.5
Avg. Dist. to Rail [m]	7.6	2.3	1.2	0.8	0.9	0.6
Avg. Stride Freq. [Hz]	2.2	2.6	2.5	2.5	2.4	2.2
Avg. Stride Length [m]	5.2	6.8	6.9	6.8	6.7	6.1



- [] Ranking at each section and finish
- .-.- No data available at this section
- NA No data available

Ipswich QLD Professional

Race 5: TODD HORWOOD MEMORIAL QTIS Three-Year-Old Maiden Plate - 1666m

01 March 2025 - 14:15

Track Rating: Good 4, Weather: Fine, Rail Position: True

Section														
Field Times	Overall	1400m	1200m	1000m	800m	600m	400m	Last 600m						
	1:43.87 (0:19.43)	1:24.44 (0:11.91)	1:12.53 (0:12.25)	1:00.28 (0:12.44)	0:47.84 (0:12.02)	0:35.82 (0:11.86)	0:23.96 (0:12.07)	0:35.82						
Rank	TAB	Horse/Jockey	Barrier	Top Speed [km/h]	Fastest Section	Overall	1400m	1200m	1000m	800m	600m	400m	Last 600m	Distance Travelled [m]
1	11	GOOD PHILLY Olivia Kendal	14	63.9	0:11.42	1:43.87 [1] (0:20.33)	1:23.54 [9] (0:12.02)	1:11.52 [10] (0:12.33)	0:59.19 [9] (0:12.36)	0:46.83 [10] (0:12.22)	0:34.61 [10] (0:11.44)	0:23.17 [9] (0:11.75)	0:34.61	
2	4	HE'SGOTTHESAY Jai Williams	8	63.8	0:11.53	1:43.93 [2] (0:19.99)	1:23.94 [6] (0:12.14)	1:11.80 [6] (0:12.26)	0:59.54 [7] (0:12.25)	0:47.29 [6] (0:11.98)	0:35.31 [5] (0:11.53)	0:23.78 [4] (0:11.83)	0:35.31	+0
3	6	HENLEY ROOM Anthony Allen	1	65.2	0:11.61	1:43.97 [3] (0:20.34)	1:23.63 [10] (0:12.01)	1:11.62 [9] (0:12.40)	0:59.22 [10] (0:12.20)	0:47.02 [9] (0:11.97)	0:35.05 [8] (0:11.61)	0:23.44 [7] (0:11.82)	0:35.05	-1
4	14	ROTHELly Jace McMurray	11	63.1	0:11.64	1:44.03 [4] (0:20.28)	1:23.75 [8] (0:11.99)	1:11.76 [8] (0:12.23)	0:59.53 [8] (0:12.39)	0:47.14 [8] (0:12.07)	0:35.07 [9] (0:11.67)	0:23.40 [8] (0:11.76)	0:35.07	+8
5	5	HEAVENLY LOVE Montanna Savva	5	64.7	0:11.80	1:44.21 [5] (0:19.43)	1:24.78 [1] (0:12.09)	1:12.69 [2] (0:12.32)	1:00.37 [2] (0:12.28)	0:48.09 [2] (0:11.99)	0:36.10 [2] (0:11.80)	0:24.30 [1] (0:12.09)	0:36.10	+2
6	3	FRATIANNO Justin Huxtable	4	63.6	0:11.54	1:44.24 [6] (0:19.95)	1:24.29 [5] (0:12.15)	1:12.14 [5] (0:12.19)	0:59.95 [6] (0:12.36)	0:47.59 [7] (0:12.03)	0:35.56 [6] (0:11.54)	0:24.02 [5] (0:12.02)	0:35.56	+7
7	10	ARTISTIC TOUCH Samantha Collett	2	64.6	0:11.77	1:44.29 [7] (0:19.87)	1:24.42 [4] (0:12.04)	1:12.38 [4] (0:12.22)	1:00.16 [5] (0:12.23)	0:47.93 [4] (0:11.99)	0:35.94 [3] (0:11.77)	0:24.17 [3] (0:12.09)	0:35.94	+0
8	13	MASERATI LADY Georgina Cartwright	7	64.8	0:11.84	1:44.57 [8] (0:19.50)	1:25.07 [2] (0:11.84)	1:13.23 [1] (0:12.25)	1:00.98 [1] (0:12.44)	0:48.54 [1] (0:12.02)	0:36.52 [1] (0:11.91)	0:24.61 [2] (0:12.16)	0:36.52	-2
9	8	SOUTHOFTHEBORDER Amy Graham	3	63.1	0:11.97	1:44.78 [9] (0:19.74)	1:25.04 [3] (0:12.01)	1:13.03 [3] (0:12.26)	1:00.77 [3] (0:12.34)	0:48.43 [3] (0:12.08)	0:36.35 [4] (0:11.97)	0:24.38 [6] (0:12.32)	0:36.35	+4
10	1	CALL SIGN Les Tilley	13	61.7	0:11.99	1:47.00 [10] (0:20.05)	1:26.95 [7] (0:12.09)	1:14.86 [7] (0:11.99)	1:02.87 [4] (0:12.41)	0:50.46 [5] (0:12.18)	0:38.28 [7] (0:12.15)	0:26.13 [10] (0:12.59)	0:38.28	+9

Scratched: I Doubt It (#12), Sumich (#9), Dukedom (#2)



Ipswich QLD Professional
Race 5: TODD HORWOOD MEMORIAL QTIS Three-Year-Old Maiden Plate
- 1666m
01 March 2025 - 14:15



Track Rating: Good 4, Weather: Fine, Rail Position: True

Section	Overall	1400m	1200m	1000m	800m	600m	400m	Last 600m
Field Times	1:43.87 (0:19.43)	1:24.44 (0:11.91)	1:12.53 (0:12.25)	1:00.28 (0:12.44)	0:47.84 (0:12.02)	0:35.82 (0:11.86)	0:23.96 (0:12.07)	0:35.82

Rank	TAB	Horse/Jockey	Barrier	Top Speed [km/h]	Fastest Section								Distance Travelled [m]	
11	7	PARSIMONIOUS	9	64.8	0:12.03	1:59.67 [11]	1:38.63 [11]	1:26.60 [11]	1:13.83 [11]	1:01.30 [11]	0:48.79 [11]	0:35.94 [11]	0:48.79	+9
		Dan McGillivray		1400m	1400m	(0:21.04)	(0:12.03)	(0:12.77)	(0:12.53)	(0:12.51)	(0:12.85)	(0:15.56)		

Scratched: I Doubt It (#12), Sumich (#9), Dukedom (#2)

[] Ranking at each section and finish
 -:-:- No data available at this section
 NA No data available

SCN Saddle cloth number
 DNF Did not finish
 DNT Did not track



Ipswich QLD Professional
Race 5: TODD HORWOOD MEMORIAL QTIS Three-Year-Old Maiden Plate
- 1666m
01 March 2025 - 14:15



Track Rating: Good 4, Weather: Fine, Rail Position: True

Section				200m				Last 600m		
Field Times				0:11.89 (0:11.89)				0:35.82		
Rank	TAB	Horse/Jockey	Barrier	Top Speed [km/h]	Fastest Section	Margin			Distance Travelled [m]	
1	11	GOOD PHILLY Olivia Kendal	14	63.9 600m	0:11.42 200m	0:11.42 [8] (0:11.42)	1:43.87		0:34.61	
2	4	HE'SGOTTHESAY Jai Williams	8	63.8 Overall	0:11.53 600m	0:11.95 [1] (0:11.95)	0.32L		0:35.31	+0
3	6	HENLEY ROOM Anthony Allen	1	65.2 Overall	0:11.61 600m	0:11.62 [6] (0:11.62)	0.55L		0:35.05	-1
4	14	ROTHELLY Jace McMurray	11	63.1 Overall	0:11.64 200m	0:11.64 [7] (0:11.64)	0.92L		0:35.07	+8
5	5	HEAVENLY LOVE Montanna Savva	5	64.7 Overall	0:11.80 600m	0:12.21 [2] (0:12.21)	1.97L		0:36.10	+2
6	3	FRATIANNO Justin Huxtable	4	63.6 600m	0:11.54 600m	0:12.00 [5] (0:12.00)	2.15L		0:35.56	+7
7	10	ARTISTIC TOUCH Samantha Collett	2	64.6 Overall	0:11.77 600m	0:12.08 [4] (0:12.08)	2.48L		0:35.94	+0
8	13	MASERATI LADY Georgina Cartwright	7	64.8 Overall	0:11.84 1400m	0:12.45 [3] (0:12.45)	4.09L		0:36.52	-2
9	8	SOUTHOFTHEBORDER Amy Graham	3	63.1 Overall	0:11.97 600m	0:12.06 [9] (0:12.06)	5.32L		0:36.35	+4
10	1	CALL SIGN Les Tilley	13	61.7 1400m	0:11.99 1200m	0:13.54 [10] (0:13.54)	18.41L		0:38.28	+9

Scratched: I Doubt It (#12), Sumich (#9), Dukedom (#2)

[] Ranking at each section and finish
 -:-:- No data available at this section
 NA No data available

SCN Saddle cloth number
 DNF Did not finish
 DNT Did not track



Ipswich QLD Professional
Race 5: TODD HORWOOD MEMORIAL QTIS Three-Year-Old Maiden Plate
 - 1666m
 01 March 2025 - 14:15



Track Rating: Good 4, Weather: Fine, Rail Position: True

Section				200m				Last 600m		
Field Times				0:11.89 (0:11.89)				0:35.82		
Rank	TAB	Horse/Jockey	Barrier	Top Speed [km/h]	Fastest Section	Margin			Distance Travelled [m]	
11	7	PARSIMONIOUS	9	64.8	0:12.03	0:20.38 [11]	92.92L		0:48.79	+9
		Dan McGillivray		1400m	1400m	(0:20.38)				

Scratched: I Doubt It (#12), Sumich (#9), Dukedom (#2)

[] Ranking at each section and finish
 -:-:- No data available at this section
 NA No data available

SCN Saddle cloth number
 DNF Did not finish
 DNT Did not track



Horse/Jockey Name	Good Philly
Final Rank	1
Fastest Section Time (Section)	0:11.42 (200m)
Top Speed [km/h] (Section)	63.9 (600m)
Race State	Finished

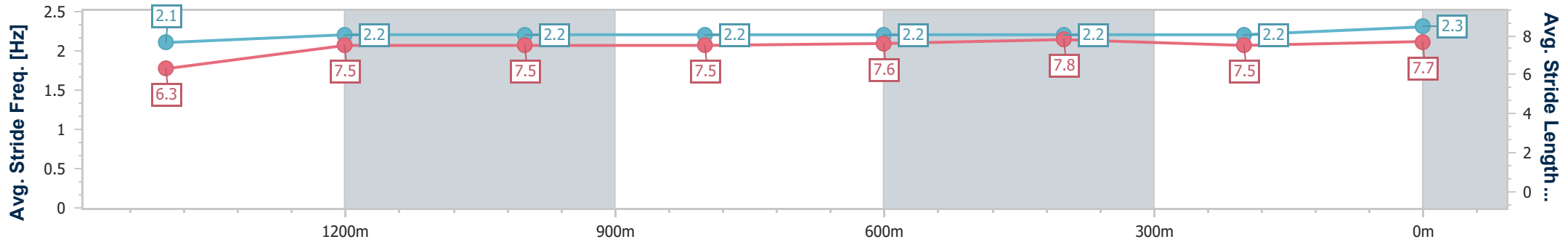
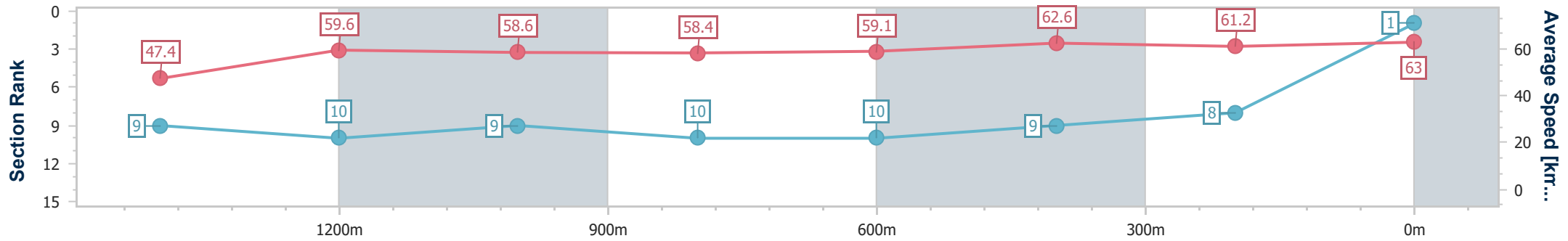


Ipswich QLD Professional
 Race 5: TODD HORWOOD MEMORIAL QTIS Three-Year-Old
 Maiden Plate - 1666m
 01 March 2025 - 14:15



Track Rating: Good 4, Weather: Fine, Rail Position: True

Section	Overall	1400m	1200m	1000m	800m	600m	400m	200m
Section Times	1:43.87 [1] (0:20.33)	1:23.54 [9] (0:12.02)	1:11.52 [10] (0:12.33)	0:59.19 [9] (0:12.36)	0:46.83 [10] (0:12.22)	0:34.61 [10] (0:11.44)	0:23.17 [9] (0:11.75)	0:11.42 [8] (0:11.42)
Average Speed [km/h]	47.4	59.6	58.6	58.4	59.1	62.6	61.2	63.0
Top Speed [km/h]	62.0	61.1	59.8	59.7	62.3	63.9	62.9	63.3
Avg. Dist. to Rail [m]	9.0	0.5	0.4	1.1	0.8	0.8	1.1	0.9
Avg. Stride Freq. [Hz]	2.1	2.2	2.2	2.2	2.2	2.2	2.2	2.3
Avg. Stride Length [m]	6.3	7.5	7.5	7.5	7.6	7.8	7.5	7.7



- [] Ranking at each section and finish
- .-.- No data available at this section
- NA No data available



Horse/Jockey Name	He'sgotthesay
Final Rank	2
Fastest Section Time (Section)	0:11.53 (600m)
Top Speed [km/h] (Section)	63.8 (Overall)
Race State	Finished

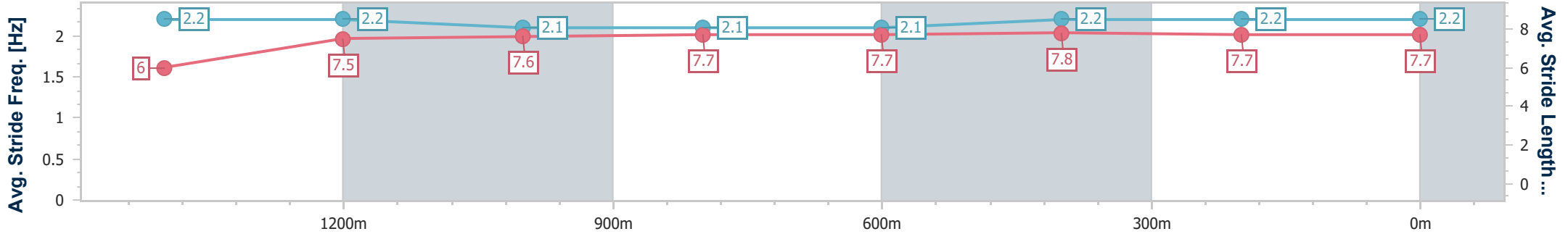
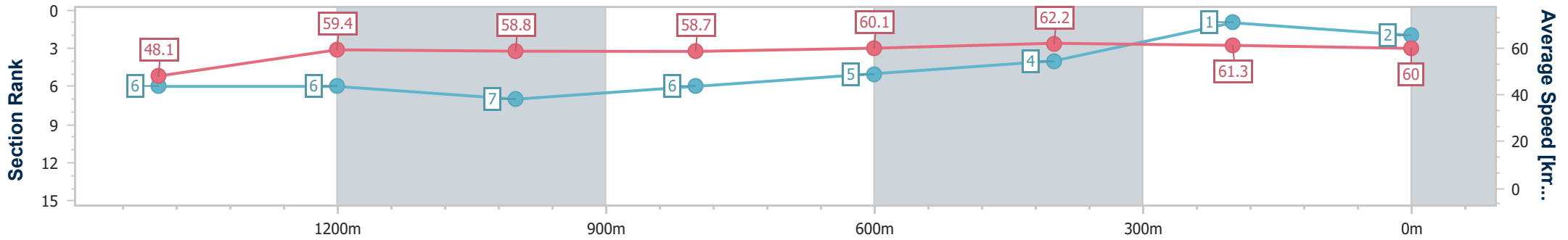


Ipswich QLD Professional
 Race 5: TODD HORWOOD MEMORIAL QTIS Three-Year-Old
 Maiden Plate - 1666m
 01 March 2025 - 14:15



Track Rating: Good 4, Weather: Fine, Rail Position: True

Section	Overall	1400m	1200m	1000m	800m	600m	400m	200m
Section Times	1:43.93 [2] (0:19.99)	1:23.94 [6] (0:12.14)	1:11.80 [6] (0:12.26)	0:59.54 [7] (0:12.25)	0:47.29 [6] (0:11.98)	0:35.31 [5] (0:11.53)	0:23.78 [4] (0:11.83)	0:11.95 [1] (0:11.95)
Average Speed [km/h]	48.1	59.4	58.8	58.7	60.1	62.2	61.3	60.0
Top Speed [km/h]	63.8	62.1	59.9	59.5	61.3	63.2	62.6	61.0
Avg. Dist. to Rail [m]	6.1	0.1	0.3	0.3	0.4	0.5	1.7	2.9
Avg. Stride Freq. [Hz]	2.2	2.2	2.1	2.1	2.1	2.2	2.2	2.2
Avg. Stride Length [m]	6.0	7.5	7.6	7.7	7.7	7.8	7.7	7.7



- [] Ranking at each section and finish
- .-.- No data available at this section
- NA No data available



Horse/Jockey Name	Henley Room
Final Rank	3
Fastest Section Time (Section)	0:11.61 (600m)
Top Speed [km/h] (Section)	65.2 (Overall)
Race State	Finished

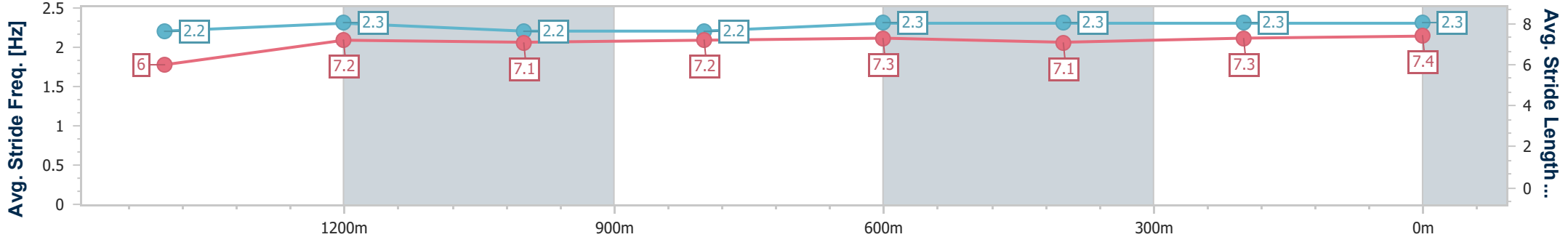
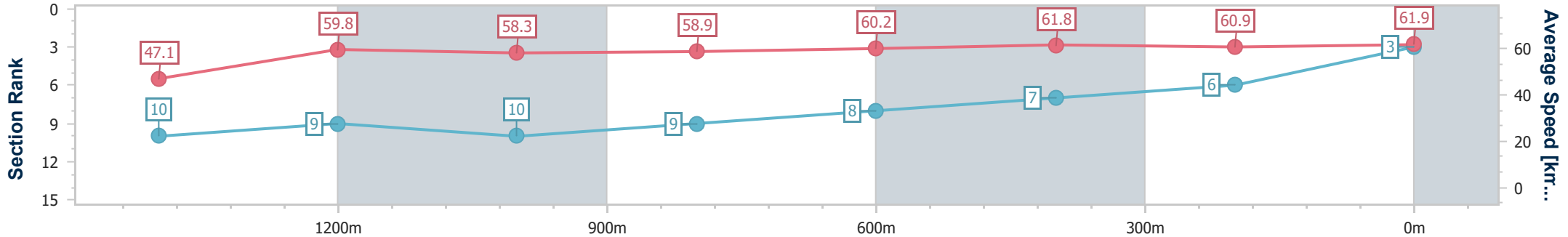


Ipswich QLD Professional
 Race 5: TODD HORWOOD MEMORIAL QTIS Three-Year-Old
 Maiden Plate - 1666m
 01 March 2025 - 14:15



Track Rating: Good 4, Weather: Fine, Rail Position: True

Section	Overall	1400m	1200m	1000m	800m	600m	400m	200m
Section Times	1:43.97 [3] (0:20.34)	1:23.63 [10] (0:12.01)	1:11.62 [9] (0:12.40)	0:59.22 [10] (0:12.20)	0:47.02 [9] (0:11.97)	0:35.05 [8] (0:11.61)	0:23.44 [7] (0:11.82)	0:11.62 [6] (0:11.62)
Average Speed [km/h]	47.1	59.8	58.3	58.9	60.2	61.8	60.9	61.9
Top Speed [km/h]	65.2	61.1	59.4	59.6	62.2	62.7	61.9	62.3
Avg. Dist. to Rail [m]	3.3	0.2	0.4	0.3	0.3	0.3	0.5	0.7
Avg. Stride Freq. [Hz]	2.2	2.3	2.2	2.2	2.3	2.3	2.3	2.3
Avg. Stride Length [m]	6.0	7.2	7.1	7.2	7.3	7.1	7.3	7.4



- [] Ranking at each section and finish
- .-.- No data available at this section
- NA No data available



Horse/Jockey Name	Rothelly
Final Rank	4
Fastest Section Time (Section)	0:11.64 (200m)
Top Speed [km/h] (Section)	63.1 (Overall)
Race State	Finished

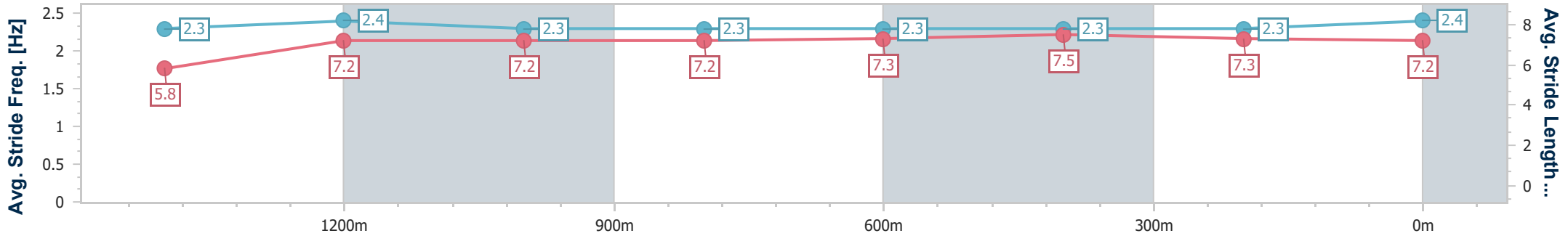
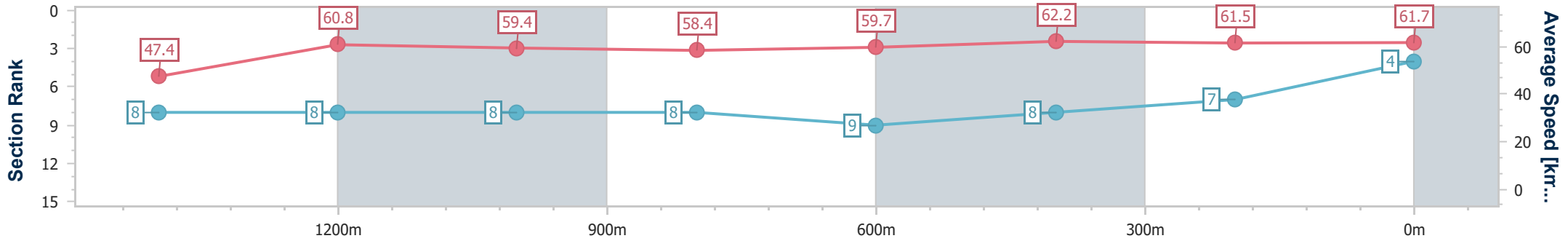


Ipswich QLD Professional
 Race 5: TODD HORWOOD MEMORIAL QTIS Three-Year-Old
 Maiden Plate - 1666m
 01 March 2025 - 14:15



Track Rating: Good 4, Weather: Fine, Rail Position: True

Section	Overall	1400m	1200m	1000m	800m	600m	400m	200m
Section Times	1:44.03 [4] (0:20.28)	1:23.75 [8] (0:11.99)	1:11.76 [8] (0:12.23)	0:59.53 [8] (0:12.39)	0:47.14 [8] (0:12.07)	0:35.07 [9] (0:11.67)	0:23.40 [8] (0:11.76)	0:11.64 [7] (0:11.64)
Average Speed [km/h]	47.4	60.8	59.4	58.4	59.7	62.2	61.5	61.7
Top Speed [km/h]	63.1	62.0	61.4	60.2	62.5	62.9	62.3	62.4
Avg. Dist. to Rail [m]	8.8	2.8	2.5	1.6	1.0	1.2	2.2	3.8
Avg. Stride Freq. [Hz]	2.3	2.4	2.3	2.3	2.3	2.3	2.3	2.4
Avg. Stride Length [m]	5.8	7.2	7.2	7.2	7.3	7.5	7.3	7.2



- [] Ranking at each section and finish
- .-.- No data available at this section
- NA No data available



Horse/Jockey Name	Heavenly Love
Final Rank	5
Fastest Section Time (Section)	0:11.80 (600m)
Top Speed [km/h] (Section)	64.7 (Overall)
Race State	Finished

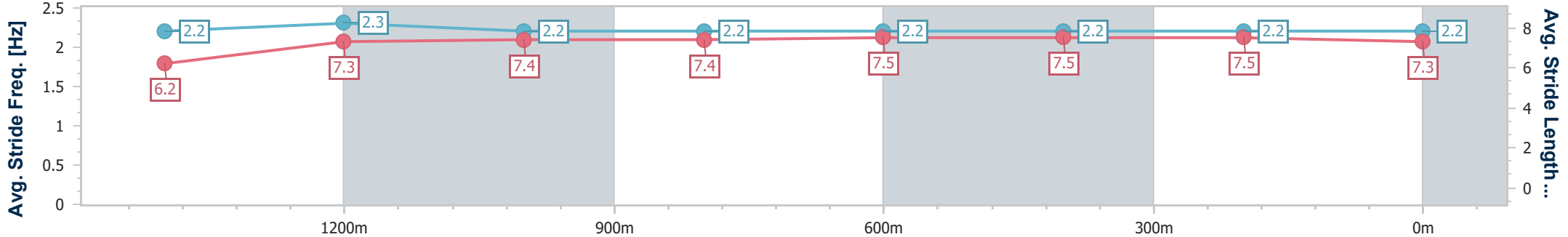
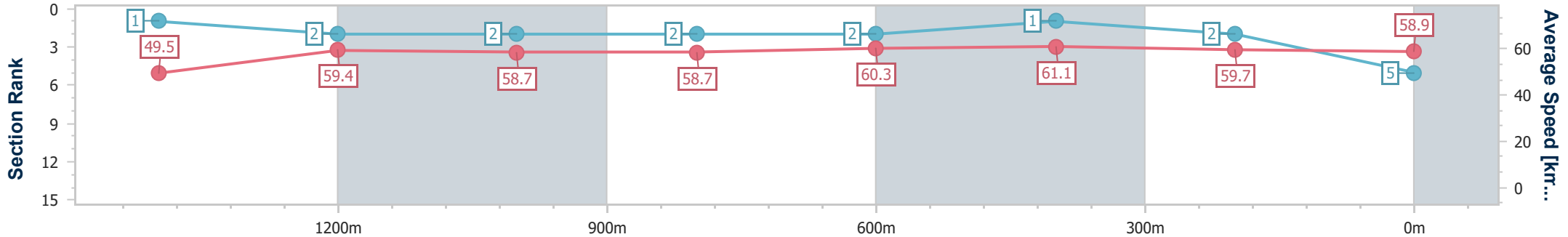


Ipswich QLD Professional
 Race 5: TODD HORWOOD MEMORIAL QTIS Three-Year-Old
 Maiden Plate - 1666m
 01 March 2025 - 14:15



Track Rating: Good 4, Weather: Fine, Rail Position: True

Section	Overall	1400m	1200m	1000m	800m	600m	400m	200m
Section Times	1:44.21 [5] (0:19.43)	1:24.78 [1] (0:12.09)	1:12.69 [2] (0:12.32)	1:00.37 [2] (0:12.28)	0:48.09 [2] (0:11.99)	0:36.10 [2] (0:11.80)	0:24.30 [1] (0:12.09)	0:12.21 [2] (0:12.21)
Average Speed [km/h]	49.5	59.4	58.7	58.7	60.3	61.1	59.7	58.9
Top Speed [km/h]	64.7	62.4	59.0	59.6	60.8	61.9	61.4	59.4
Avg. Dist. to Rail [m]	6.8	0.2	0.3	1.1	0.8	0.4	0.7	2.0
Avg. Stride Freq. [Hz]	2.2	2.3	2.2	2.2	2.2	2.2	2.2	2.2
Avg. Stride Length [m]	6.2	7.3	7.4	7.4	7.5	7.5	7.5	7.3



- [] Ranking at each section and finish
- .-.- No data available at this section
- NA No data available



Horse/Jockey Name	Fратианно
Final Rank	6
Fastest Section Time (Section)	0:11.54 (600m)
Top Speed [km/h] (Section)	63.6 (600m)
Race State	Finished

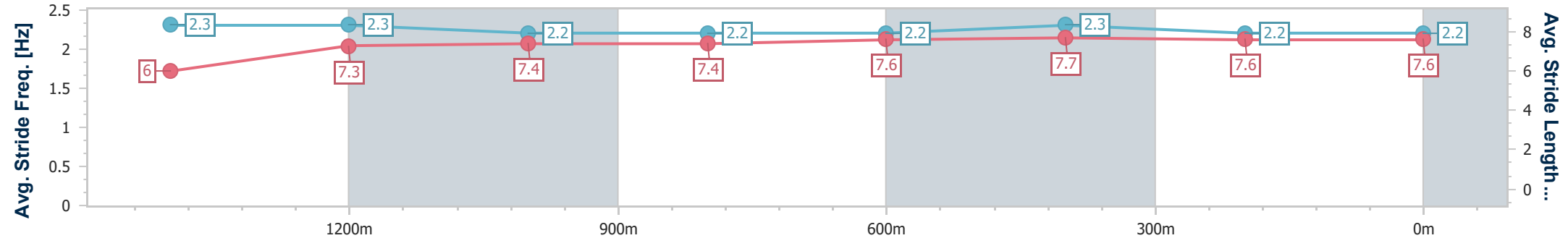
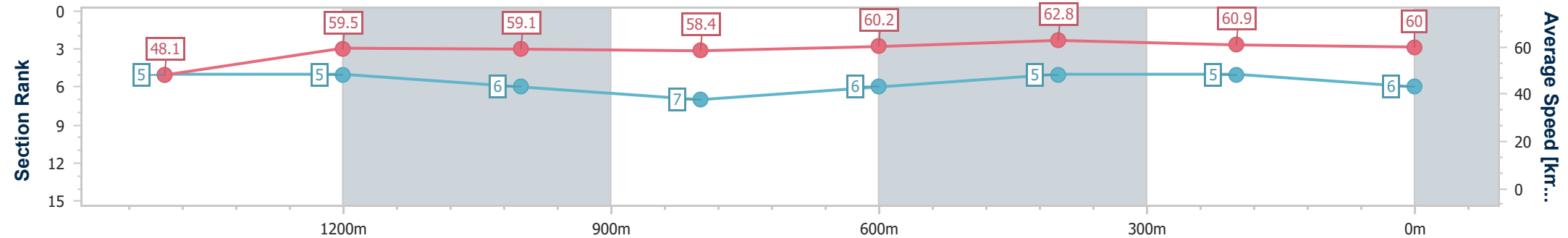


Ipswich QLD Professional
 Race 5: TODD HORWOOD MEMORIAL QTIS Three-Year-Old
 Maiden Plate - 1666m
 01 March 2025 - 14:15



Track Rating: Good 4, Weather: Fine, Rail Position: True

Section	Overall	1400m	1200m	1000m	800m	600m	400m	200m					
Section Times	1:44.24 [6] (0:19.95)	1:24.29 [5] (0:12.15)	1:12.14 [5] (0:12.19)	0:59.95 [6] (0:12.36)	0:47.59 [7] (0:12.03)	0:35.56 [6] (0:11.54)	0:24.02 [5] (0:12.02)	0:12.00 [5] (0:12.00)					
Average Speed [km/h]	48.1	59.5	59.1	58.4	60.2	62.8	60.9	60.0					
Top Speed [km/h]	61.5	61.0	59.7	60.1	61.4	63.6	63.3	60.8					
Avg. Dist. to Rail [m]	5.3	0.6	0.9	1.1	0.8	2.3	4.9	7.6					
Avg. Stride Freq. [Hz]	2.3	2.3	2.2	2.2	2.2	2.3	2.2	2.2					
Avg. Stride Length [m]	6.0	7.3	7.4	7.4	7.6	7.7	7.6	7.6					



- [] Ranking at each section and finish
- .-.- No data available at this section
- NA No data available



Horse/Jockey Name	Artistic Touch
Final Rank	7
Fastest Section Time (Section)	0:11.77 (600m)
Top Speed [km/h] (Section)	64.6 (Overall)
Race State	Finished

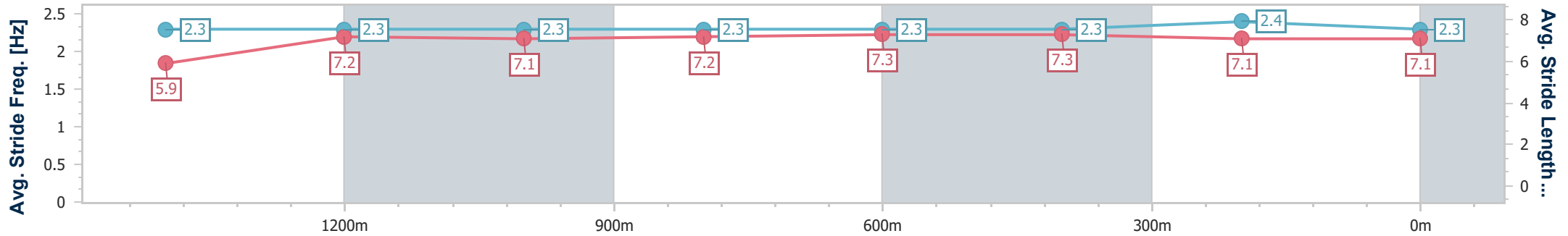
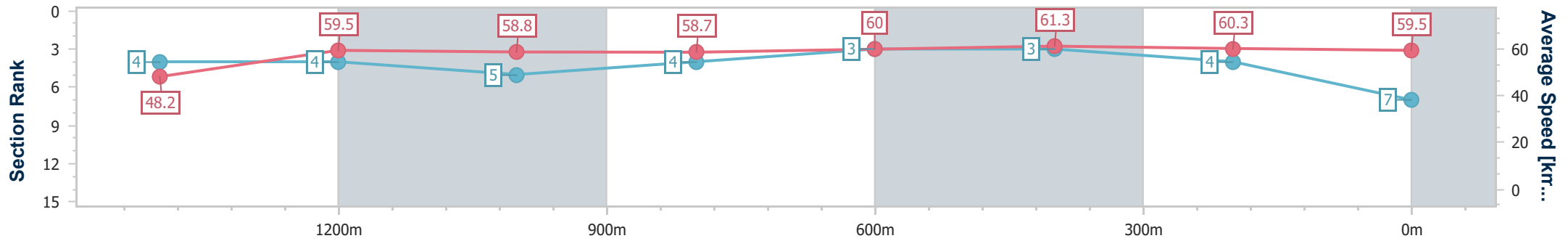


Ipswich QLD Professional
 Race 5: TODD HORWOOD MEMORIAL QTIS Three-Year-Old
 Maiden Plate - 1666m
 01 March 2025 - 14:15



Track Rating: Good 4, Weather: Fine, Rail Position: True

Section	Overall	1400m	1200m	1000m	800m	600m	400m	200m
Section Times	1:44.29 [7] (0:19.87)	1:24.42 [4] (0:12.04)	1:12.38 [4] (0:12.22)	1:00.16 [5] (0:12.23)	0:47.93 [4] (0:11.99)	0:35.94 [3] (0:11.77)	0:24.17 [3] (0:12.09)	0:12.08 [4] (0:12.08)
Average Speed [km/h]	48.2	59.5	58.8	58.7	60.0	61.3	60.3	59.5
Top Speed [km/h]	64.6	62.2	59.5	59.9	61.4	62.6	61.7	60.3
Avg. Dist. to Rail [m]	3.1	1.3	0.9	0.2	0.3	1.0	3.7	5.4
Avg. Stride Freq. [Hz]	2.3	2.3	2.3	2.3	2.3	2.3	2.4	2.3
Avg. Stride Length [m]	5.9	7.2	7.1	7.2	7.3	7.3	7.1	7.1



- [] Ranking at each section and finish
- .-.- No data available at this section
- NA No data available



Horse/Jockey Name	Maserati Lady
Final Rank	8
Fastest Section Time (Section)	0:11.84 (1400m)
Top Speed [km/h] (Section)	64.8 (Overall)
Race State	Finished

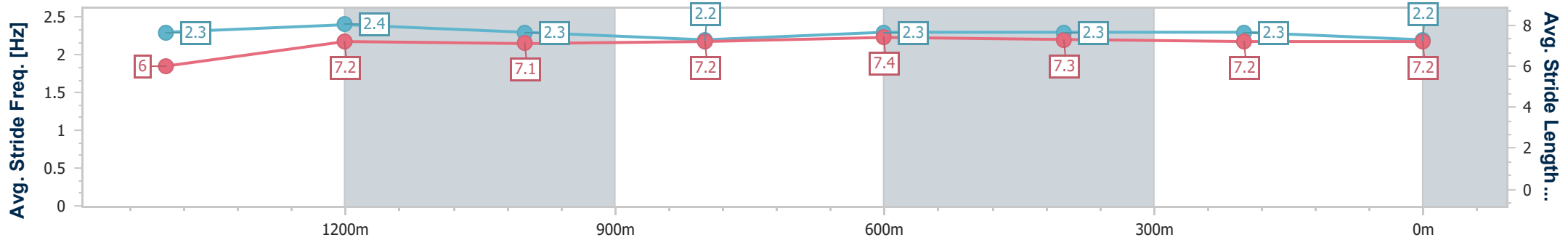
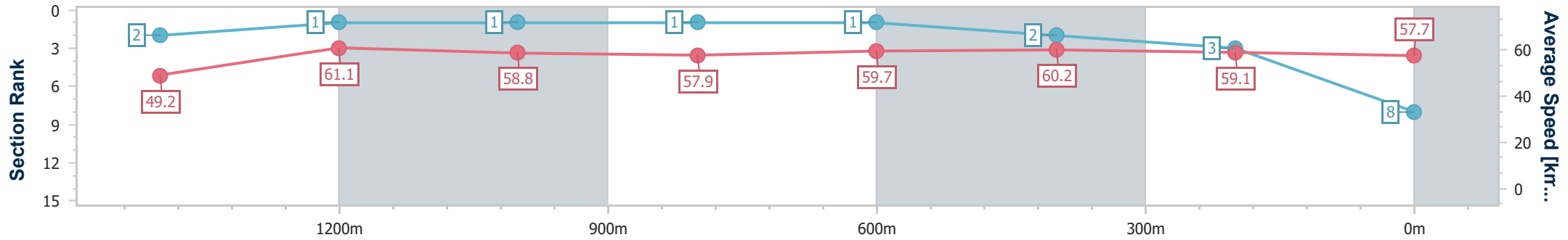


Ipswich QLD Professional
 Race 5: TODD HORWOOD MEMORIAL QTIS Three-Year-Old
 Maiden Plate - 1666m
 01 March 2025 - 14:15



Track Rating: Good 4, Weather: Fine, Rail Position: True

Section	Overall	1400m	1200m	1000m	800m	600m	400m	200m
Section Times	1:44.57 [8] (0:19.50)	1:25.07 [2] (0:11.84)	1:13.23 [1] (0:12.25)	1:00.98 [1] (0:12.44)	0:48.54 [1] (0:12.02)	0:36.52 [1] (0:11.91)	0:24.61 [2] (0:12.16)	0:12.45 [3] (0:12.45)
Average Speed [km/h]	49.2	61.1	58.8	57.9	59.7	60.2	59.1	57.7
Top Speed [km/h]	64.8	62.8	60.3	58.7	60.4	61.4	60.7	58.2
Avg. Dist. to Rail [m]	8.1	0.8	0.3	0.1	0.5	0.9	0.8	0.3
Avg. Stride Freq. [Hz]	2.3	2.4	2.3	2.2	2.3	2.3	2.3	2.2
Avg. Stride Length [m]	6.0	7.2	7.1	7.2	7.4	7.3	7.2	7.2



- [] Ranking at each section and finish
- .-.- No data available at this section
- NA No data available



Horse/Jockey Name	Southoftheborder
Final Rank	9
Fastest Section Time (Section)	0:11.97 (600m)
Top Speed [km/h] (Section)	63.1 (Overall)
Race State	Finished

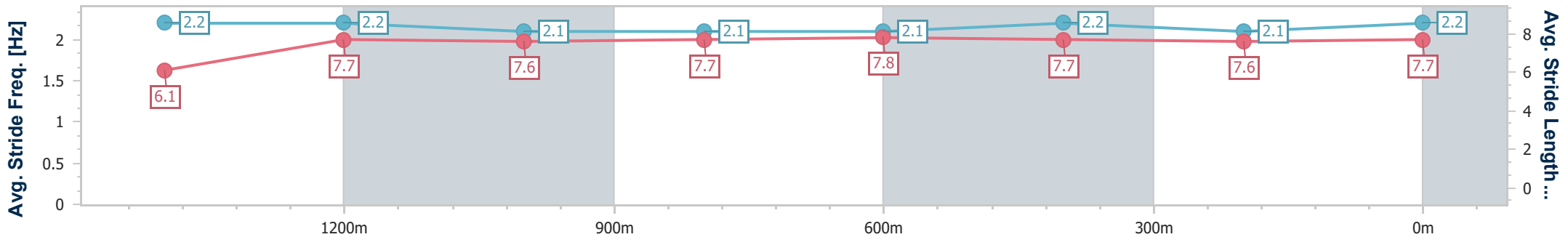
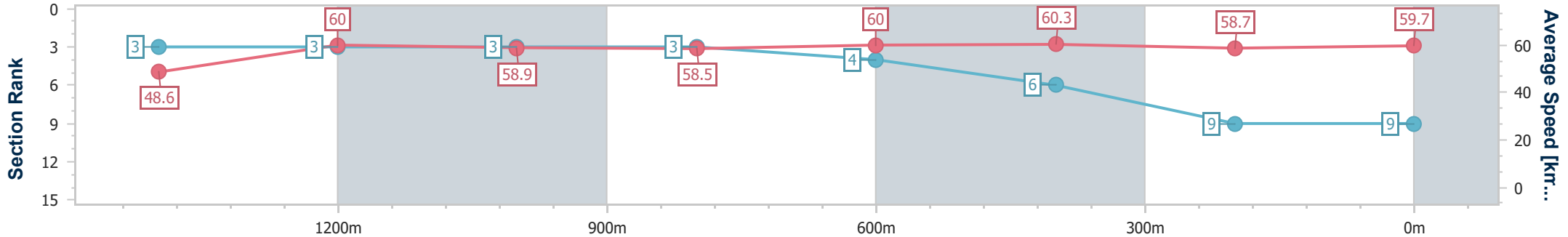


Ipswich QLD Professional
 Race 5: TODD HORWOOD MEMORIAL QTIS Three-Year-Old
 Maiden Plate - 1666m
 01 March 2025 - 14:15



Track Rating: Good 4, Weather: Fine, Rail Position: True

Section	Overall	1400m	1200m	1000m	800m	600m	400m	200m					
Section Times	1:44.78 [9] (0:19.74)	1:25.04 [3] (0:12.01)	1:13.03 [3] (0:12.26)	1:00.77 [3] (0:12.34)	0:48.43 [3] (0:12.08)	0:36.35 [4] (0:11.97)	0:24.38 [6] (0:12.32)	0:12.06 [9] (0:12.06)					
Average Speed [km/h]	48.6	60.0	58.9	58.5	60.0	60.3	58.7	59.7					
Top Speed [km/h]	63.1	62.5	59.9	59.9	60.7	61.5	60.3	60.4					
Avg. Dist. to Rail [m]	4.4	0.5	1.0	1.2	1.1	1.4	1.4	2.8					
Avg. Stride Freq. [Hz]	2.2	2.2	2.1	2.1	2.1	2.2	2.1	2.2					
Avg. Stride Length [m]	6.1	7.7	7.6	7.7	7.8	7.7	7.6	7.7					



- [] Ranking at each section and finish
- .-.- No data available at this section
- NA No data available



Horse/Jockey Name	Call Sign
Final Rank	10
Fastest Section Time (Section)	0:11.99 (1200m)
Top Speed [km/h] (Section)	61.7 (1400m)
Race State	Finished

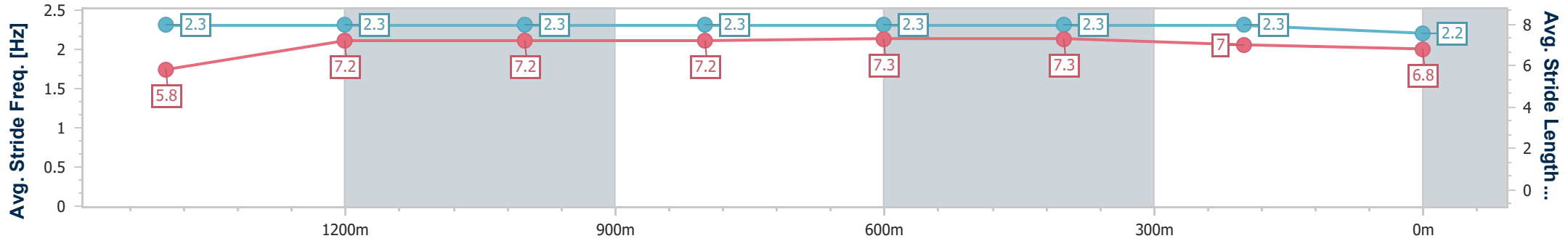
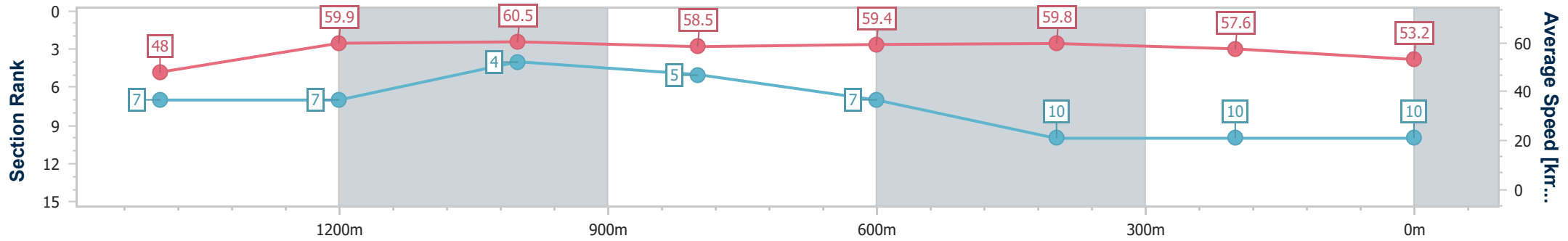


Ipswich QLD Professional
 Race 5: TODD HORWOOD MEMORIAL QTIS Three-Year-Old
 Maiden Plate - 1666m
 01 March 2025 - 14:15



Track Rating: Good 4, Weather: Fine, Rail Position: True

Section	Overall	1400m	1200m	1000m	800m	600m	400m	200m
Section Times	1:47.00 [10] (0:20.05)	1:26.95 [7] (0:12.09)	1:14.86 [7] (0:11.99)	1:02.87 [4] (0:12.41)	0:50.46 [5] (0:12.18)	0:38.28 [7] (0:12.15)	0:26.13 [10] (0:12.59)	0:13.54 [10] (0:13.54)
Average Speed [km/h]	48.0	59.9	60.5	58.5	59.4	59.8	57.6	53.2
Top Speed [km/h]	61.0	61.7	61.5	60.7	61.1	60.8	59.6	56.5
Avg. Dist. to Rail [m]	9.6	1.5	2.1	2.3	1.9	2.4	1.2	0.2
Avg. Stride Freq. [Hz]	2.3	2.3	2.3	2.3	2.3	2.3	2.3	2.2
Avg. Stride Length [m]	5.8	7.2	7.2	7.2	7.3	7.3	7.0	6.8



- [] Ranking at each section and finish
- .-.- No data available at this section
- NA No data available



Horse/Jockey Name	Parsimonious
Final Rank	11
Fastest Section Time (Section)	0:12.03 (1400m)
Top Speed [km/h] (Section)	64.8 (1400m)
Race State	Finished

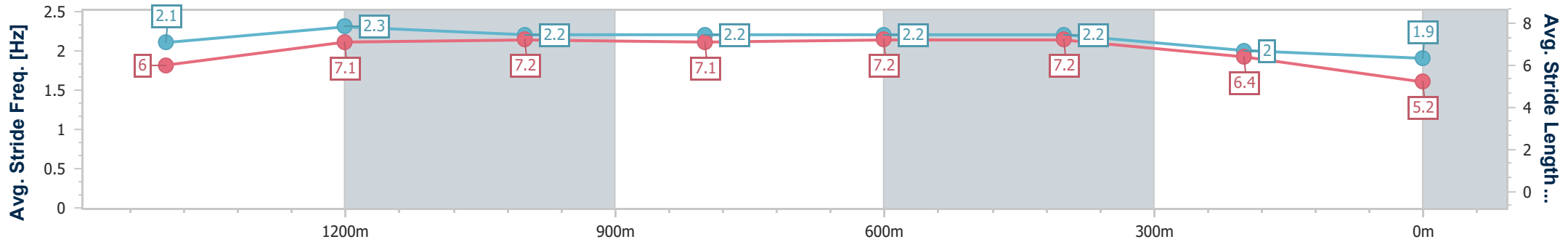
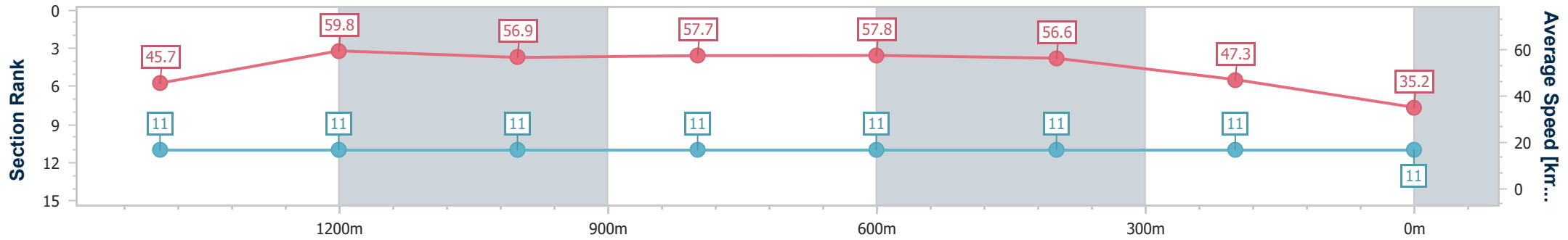


Ipswich QLD Professional
 Race 5: TODD HORWOOD MEMORIAL QTIS Three-Year-Old
 Maiden Plate - 1666m
 01 March 2025 - 14:15



Track Rating: Good 4, Weather: Fine, Rail Position: True

Section	Overall	1400m	1200m	1000m	800m	600m	400m	200m
Section Times	1:59.67 [11] (0:21.04)	1:38.63 [11] (0:12.03)	1:26.60 [11] (0:12.77)	1:13.83 [11] (0:12.53)	1:01.30 [11] (0:12.51)	0:48.79 [11] (0:12.85)	0:35.94 [11] (0:15.56)	0:20.38 [11] (0:20.38)
Average Speed [km/h]	45.7	59.8	56.9	57.7	57.8	56.6	47.3	35.2
Top Speed [km/h]	63.2	64.8	59.5	60.0	59.8	58.4	53.6	44.8
Avg. Dist. to Rail [m]	7.1	0.7	1.3	2.0	0.7	2.6	5.6	8.7
Avg. Stride Freq. [Hz]	2.1	2.3	2.2	2.2	2.2	2.2	2.0	1.9
Avg. Stride Length [m]	6.0	7.1	7.2	7.1	7.2	7.2	6.4	5.2



- [] Ranking at each section and finish
- .-.- No data available at this section
- NA No data available



Ipswich QLD Professional

Race 6: VALE JULIE MURPHY BENCHMARK 68 Handicap - 1666m

01 March 2025 - 14:49



Track Rating: Good 4, Weather: Fine, Rail Position: True

Section		Overall	1400m	1200m	1000m	800m	600m	400m	Last 600m				
Field Times		1:40.94 (0:18.50)	1:22.44 (0:11.58)	1:10.86 (0:11.93)	0:58.93 (0:12.15)	0:46.78 (0:11.64)	0:35.14 (0:11.46)	0:23.68 (0:11.56)	0:35.14				
Rank	TAB Horse/Jockey	Barrier	Top Speed [km/h]	Fastest Section	Distance Travelled [m]								
1	1 GRINZINGER KNIGHT Liv O'Donnell	9	65.2 Overall	0:11.46 600m	1:40.94 [1] (0:18.50)	1:22.44 [1] (0:11.58)	1:10.86 [1] (0:11.93)	0:58.93 [1] (0:12.15)	0:46.78 [1] (0:11.64)	0:35.14 [1] (0:11.46)	0:23.68 [1] (0:11.56)	0:35.14	
2	9 AUTUNNO Jackson Murphy	2	65.6 400m	0:11.23 400m	1:41.11 [2] (0:19.69)	1:21.42 [7] (0:11.67)	1:09.75 [7] (0:11.68)	0:58.07 [7] (0:11.99)	0:46.08 [7] (0:11.73)	0:34.35 [7] (0:11.51)	0:22.84 [7] (0:11.23)	0:34.35	+5
3	7 AUTUMN MISS Dan McGillivray	4	63.6 600m	0:11.43 600m	1:41.20 [3] (0:19.09)	1:22.11 [3] (0:11.52)	1:10.59 [3] (0:11.81)	0:58.78 [3] (0:12.10)	0:46.68 [4] (0:11.75)	0:34.93 [4] (0:11.43)	0:23.50 [3] (0:11.50)	0:34.93	+3
4	2 KIPTANUI Billie-Rose Andrew	10	63.2 400m	0:11.52 400m	1:41.53 [4] (0:19.31)	1:22.22 [5] (0:11.62)	1:10.60 [5] (0:11.78)	0:58.82 [6] (0:12.08)	0:46.74 [6] (0:11.75)	0:34.99 [6] (0:11.57)	0:23.42 [5] (0:11.52)	0:34.99	+7
5	5 HURACANEVO Justin Huxtable	5	63.3 1400m	0:11.46 1400m	1:41.62 [5] (0:19.29)	1:22.33 [4] (0:11.46)	1:10.87 [4] (0:11.70)	0:59.17 [4] (0:12.03)	0:47.14 [3] (0:11.68)	0:35.46 [3] (0:11.55)	0:23.91 [4] (0:11.69)	0:35.46	-1
6	8 PAPAL MISS Girish Goomany	6	63.9 1400m	0:11.45 1400m	1:41.90 [6] (0:19.55)	1:22.35 [6] (0:11.45)	1:10.90 [6] (0:11.64)	0:59.26 [5] (0:12.05)	0:47.21 [5] (0:11.81)	0:35.40 [5] (0:11.62)	0:23.78 [6] (0:11.68)	0:35.40	+2
7	4 HULKAMANIA Jace McMurray	3	62.7 600m	0:11.59 600m	1:41.93 [7] (0:18.80)	1:23.13 [2] (0:11.66)	1:11.47 [2] (0:11.80)	0:59.67 [2] (0:12.02)	0:47.65 [2] (0:11.80)	0:35.85 [2] (0:11.59)	0:24.26 [2] (0:11.81)	0:35.85	+5

Scratched: Most Dazzling (#3), Flying Bat (#6), Drop The Pilot (#10)

[] Ranking at each section and finish
 -:-:- No data available at this section
 NA No data available

SCN Saddle cloth number
 DNF Did not finish
 DNT Did not track



Ipswich QLD Professional
Race 6: VALE JULIE MURPHY BENCHMARK 68 Handicap - 1666m
 01 March 2025 - 14:49



Track Rating: Good 4, Weather: Fine, Rail Position: True

Section				200m				Last 600m	
Field Times				0:12.12 (0:12.12)				0:35.14	
Rank	TAB	Horse/Jockey	Barrier	Top Speed [km/h]	Fastest Section	Margin			Distance Travelled [m]
1	1	GRINZINGER KNIGHT Liv O'Donnell	9	65.2 Overall	0:11.46 600m	0:12.12 [1] (0:12.12)	1:40.94		0:35.14
2	9	AUTUNNO Jackson Murphy	2	65.6 400m	0:11.23 400m	0:11.61 [5] (0:11.61)	1L		0:34.35 +5
3	7	AUTUMN MISS Dan McGillivray	4	63.6 600m	0:11.43 600m	0:12.00 [2] (0:12.00)	1.52L		0:34.93 +3
4	2	KIPTANUI Billie-Rose Andrew	10	63.2 400m	0:11.52 400m	0:11.90 [6] (0:11.90)	3.47L		0:34.99 +7
5	5	HURACANEVO Justin Huxtable	5	63.3 1400m	0:11.46 1400m	0:12.22 [3] (0:12.22)	4.01L		0:35.46 -1
6	8	PAPAL MISS Girish Goomany	6	63.9 1400m	0:11.45 1400m	0:12.10 [7] (0:12.10)	5.65L		0:35.40 +2
7	4	HULKAMANIA Jace McMurray	3	62.7 600m	0:11.59 600m	0:12.45 [4] (0:12.45)	5.82L		0:35.85 +5

Scratched: Most Dazzling (#3), Flying Bat (#6), Drop The Pilot (#10)



Horse/Jockey Name	Grinzinger Knight
Final Rank	1
Fastest Section Time (Section)	0:11.46 (600m)
Top Speed [km/h] (Section)	65.2 (Overall)
Race State	Finished



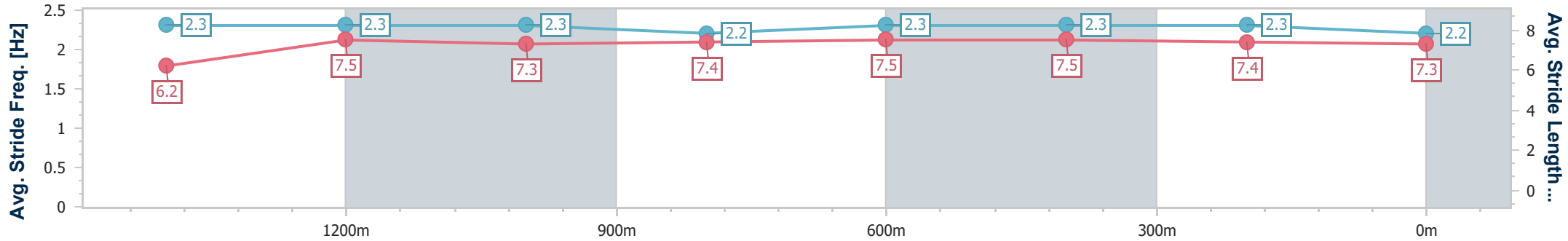
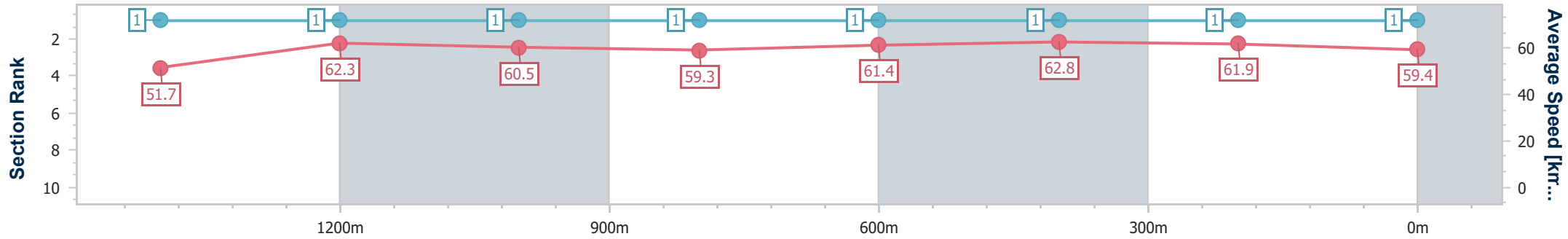
Ipswich QLD Professional
 Race 6: VALE JULIE MURPHY BENCHMARK 68 Handicap - 1666m



01 March 2025 - 14:49

Track Rating: Good 4, Weather: Fine, Rail Position: True

Section	Overall	1400m	1200m	1000m	800m	600m	400m	200m
Section Times	1:40.94 [1] (0:18.50)	1:22.44 [1] (0:11.58)	1:10.86 [1] (0:11.93)	0:58.93 [1] (0:12.15)	0:46.78 [1] (0:11.64)	0:35.14 [1] (0:11.46)	0:23.68 [1] (0:11.56)	0:12.12 [1] (0:12.12)
Average Speed [km/h]	51.7	62.3	60.5	59.3	61.4	62.8	61.9	59.4
Top Speed [km/h]	65.2	62.8	61.3	59.8	62.7	63.2	62.5	61.5
Avg. Dist. to Rail [m]	6.0	0.1	0.2	0.2	0.5	0.8	1.0	1.1
Avg. Stride Freq. [Hz]	2.3	2.3	2.3	2.2	2.3	2.3	2.3	2.2
Avg. Stride Length [m]	6.2	7.5	7.3	7.4	7.5	7.5	7.4	7.3



- [] Ranking at each section and finish
- .-.- No data available at this section
- NA No data available



Horse/Jockey Name	Autunno
Final Rank	2
Fastest Section Time (Section)	0:11.23 (400m)
Top Speed [km/h] (Section)	65.6 (400m)
Race State	Finished



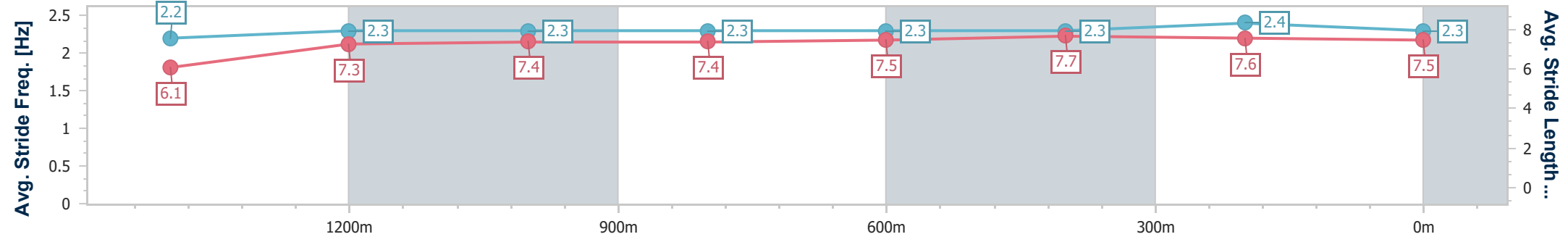
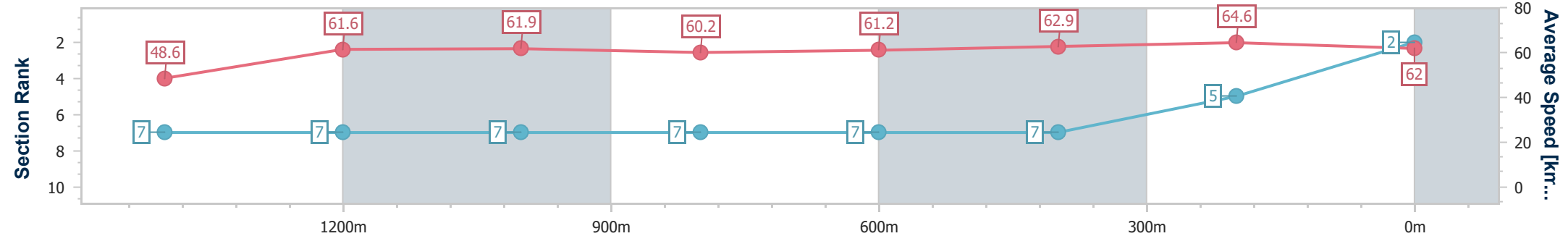
Ipswich QLD Professional
Race 6: VALE JULIE MURPHY BENCHMARK 68 Handicap - 1666m



01 March 2025 - 14:49

Track Rating: Good 4, Weather: Fine, Rail Position: True

Section	Overall	1400m	1200m	1000m	800m	600m	400m	200m					
Section Times	1:41.11 [2] (0:19.69)	1:21.42 [7] (0:11.67)	1:09.75 [7] (0:11.68)	0:58.07 [7] (0:11.99)	0:46.08 [7] (0:11.73)	0:34.35 [7] (0:11.51)	0:22.84 [7] (0:11.23)	0:11.61 [5] (0:11.61)					
Average Speed [km/h]	48.6	61.6	61.9	60.2	61.2	62.9	64.6	62.0					
Top Speed [km/h]	60.4	62.5	62.6	62.6	62.8	64.5	65.6	65.2					
Avg. Dist. to Rail [m]	2.8	0.1	0.3	0.4	0.1	0.6	3.4	5.9					
Avg. Stride Freq. [Hz]	2.2	2.3	2.3	2.3	2.3	2.3	2.4	2.3					
Avg. Stride Length [m]	6.1	7.3	7.4	7.4	7.5	7.7	7.6	7.5					



- [] Ranking at each section and finish
- .-.- No data available at this section
- NA No data available



Horse/Jockey Name	Autumn Miss
Final Rank	3
Fastest Section Time (Section)	0:11.43 (600m)
Top Speed [km/h] (Section)	63.6 (600m)
Race State	Finished



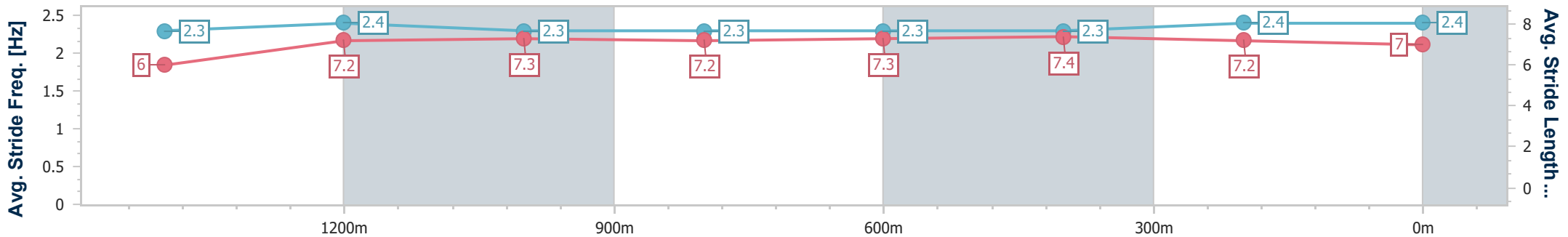
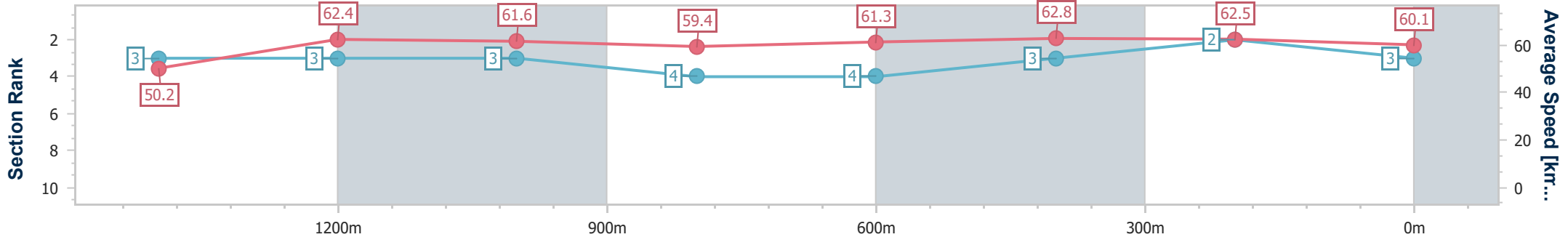
Ipswich QLD Professional
Race 6: VALE JULIE MURPHY BENCHMARK 68 Handicap - 1666m



01 March 2025 - 14:49

Track Rating: Good 4, Weather: Fine, Rail Position: True

Section	Overall	1400m	1200m	1000m	800m	600m	400m	200m
Section Times	1:41.20 [3] (0:19.09)	1:22.11 [3] (0:11.52)	1:10.59 [3] (0:11.81)	0:58.78 [3] (0:12.10)	0:46.68 [4] (0:11.75)	0:34.93 [4] (0:11.43)	0:23.50 [3] (0:11.50)	0:12.00 [2] (0:12.00)
Average Speed [km/h]	50.2	62.4	61.6	59.4	61.3	62.8	62.5	60.1
Top Speed [km/h]	61.5	63.2	61.7	60.8	62.3	63.6	63.5	61.0
Avg. Dist. to Rail [m]	3.8	0.5	1.4	1.6	0.5	1.1	0.8	1.1
Avg. Stride Freq. [Hz]	2.3	2.4	2.3	2.3	2.3	2.3	2.4	2.4
Avg. Stride Length [m]	6.0	7.2	7.3	7.2	7.3	7.4	7.2	7.0



- [] Ranking at each section and finish
- .-.- No data available at this section
- NA No data available



Horse/Jockey Name	Kiptanui
Final Rank	4
Fastest Section Time (Section)	0:11.52 (400m)
Top Speed [km/h] (Section)	63.2 (400m)
Race State	Finished



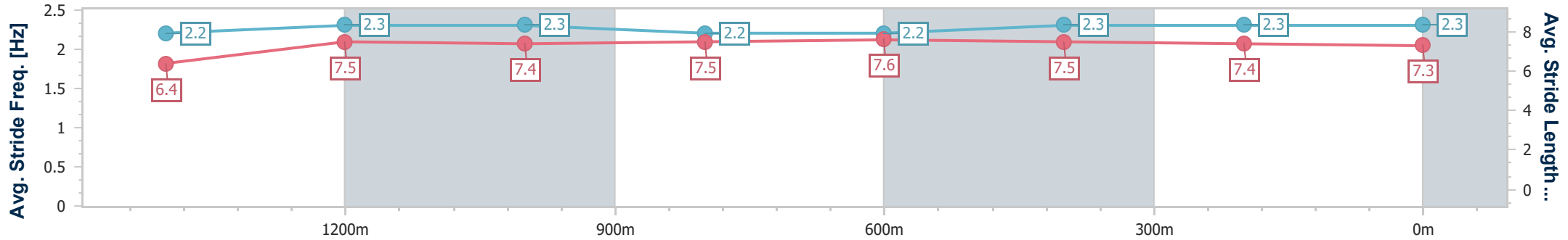
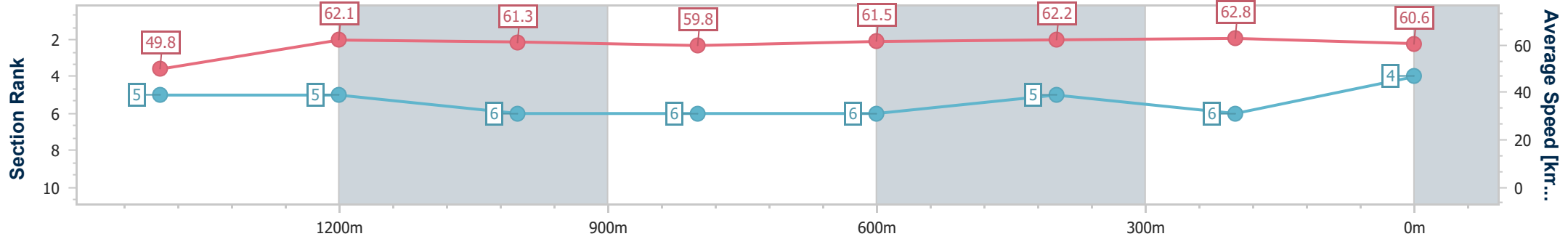
Ipswich QLD Professional
Race 6: VALE JULIE MURPHY BENCHMARK 68 Handicap - 1666m



01 March 2025 - 14:49

Track Rating: Good 4, Weather: Fine, Rail Position: True

Section	Overall	1400m	1200m	1000m	800m	600m	400m	200m
Section Times	1:41.53 [4] (0:19.31)	1:22.22 [5] (0:11.62)	1:10.60 [5] (0:11.78)	0:58.82 [6] (0:12.08)	0:46.74 [6] (0:11.75)	0:34.99 [6] (0:11.57)	0:23.42 [5] (0:11.52)	0:11.90 [6] (0:11.90)
Average Speed [km/h]	49.8	62.1	61.3	59.8	61.5	62.2	62.8	60.6
Top Speed [km/h]	61.5	63.0	62.0	61.3	62.6	62.8	63.2	62.2
Avg. Dist. to Rail [m]	6.7	0.9	1.2	1.2	0.5	0.5	2.0	4.0
Avg. Stride Freq. [Hz]	2.2	2.3	2.3	2.2	2.2	2.3	2.3	2.3
Avg. Stride Length [m]	6.4	7.5	7.4	7.5	7.6	7.5	7.4	7.3



- [] Ranking at each section and finish
- .-.- No data available at this section
- NA No data available



Horse/Jockey Name	Huracanevo
Final Rank	5
Fastest Section Time (Section)	0:11.46 (1400m)
Top Speed [km/h] (Section)	63.3 (1400m)
Race State	Finished



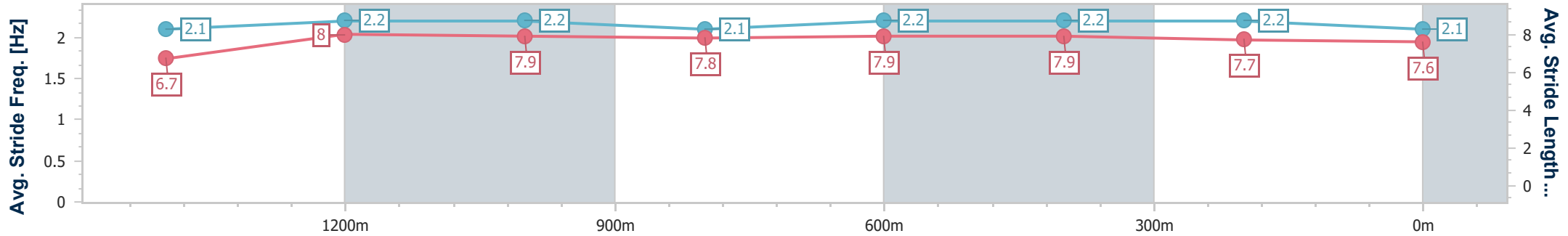
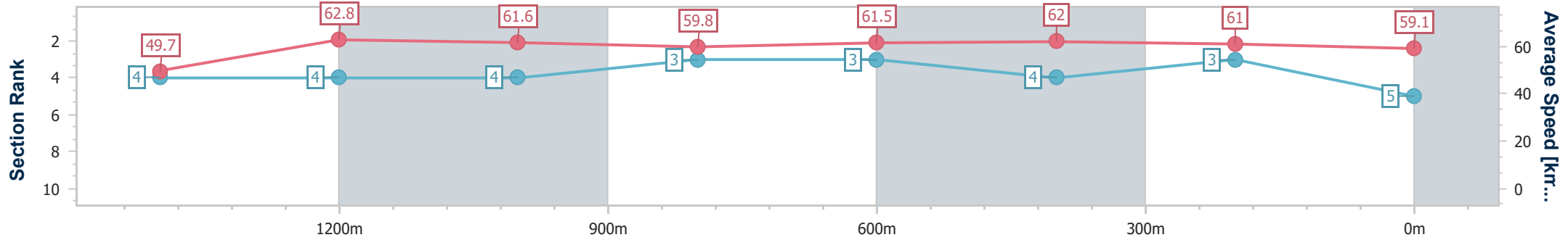
Ipswich QLD Professional
Race 6: VALE JULIE MURPHY BENCHMARK 68 Handicap - 1666m



01 March 2025 - 14:49

Track Rating: Good 4, Weather: Fine, Rail Position: True

Section	Overall	1400m	1200m	1000m	800m	600m	400m	200m
Section Times	1:41.62 [5] (0:19.29)	1:22.33 [4] (0:11.46)	1:10.87 [4] (0:11.70)	0:59.17 [4] (0:12.03)	0:47.14 [3] (0:11.68)	0:35.46 [3] (0:11.55)	0:23.91 [4] (0:11.69)	0:12.22 [3] (0:12.22)
Average Speed [km/h]	49.7	62.8	61.6	59.8	61.5	62.0	61.0	59.1
Top Speed [km/h]	62.4	63.3	62.2	61.3	62.4	63.0	62.1	60.9
Avg. Dist. to Rail [m]	4.7	0.2	0.3	0.8	1.0	1.2	1.0	0.2
Avg. Stride Freq. [Hz]	2.1	2.2	2.2	2.1	2.2	2.2	2.2	2.1
Avg. Stride Length [m]	6.7	8.0	7.9	7.8	7.9	7.9	7.7	7.6



- [] Ranking at each section and finish
- .-.- No data available at this section
- NA No data available



Horse/Jockey Name	Papal Miss
Final Rank	6
Fastest Section Time (Section)	0:11.45 (1400m)
Top Speed [km/h] (Section)	63.9 (1400m)
Race State	Finished



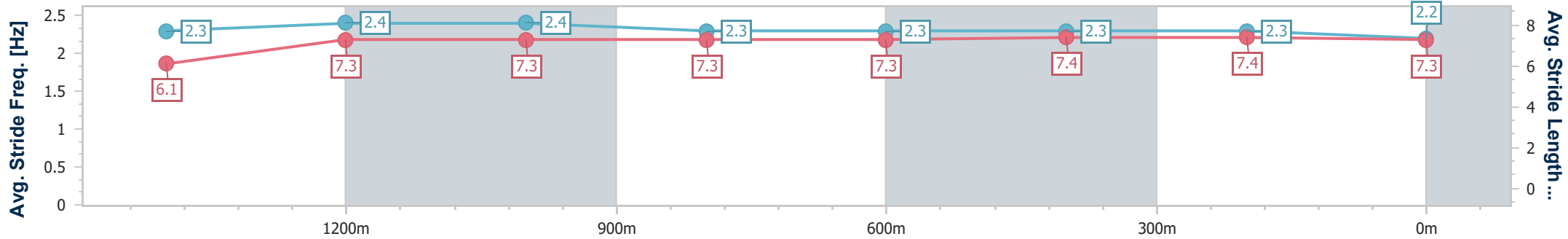
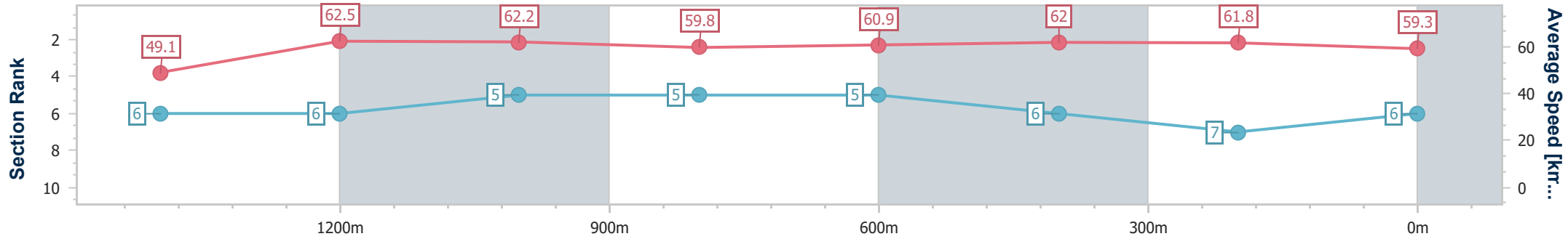
Ipswich QLD Professional
Race 6: VALE JULIE MURPHY BENCHMARK 68 Handicap - 1666m



01 March 2025 - 14:49

Track Rating: Good 4, Weather: Fine, Rail Position: True

Section	Overall	1400m	1200m	1000m	800m	600m	400m	200m
Section Times	1:41.90 [6] (0:19.55)	1:22.35 [6] (0:11.45)	1:10.90 [6] (0:11.64)	0:59.26 [5] (0:12.05)	0:47.21 [5] (0:11.81)	0:35.40 [5] (0:11.62)	0:23.78 [6] (0:11.68)	0:12.10 [7] (0:12.10)
Average Speed [km/h]	49.1	62.5	62.2	59.8	60.9	62.0	61.8	59.3
Top Speed [km/h]	62.1	63.9	62.6	61.4	62.2	62.4	62.4	60.7
Avg. Dist. to Rail [m]	4.4	0.5	1.1	0.7	0.3	0.3	0.9	2.7
Avg. Stride Freq. [Hz]	2.3	2.4	2.4	2.3	2.3	2.3	2.3	2.2
Avg. Stride Length [m]	6.1	7.3	7.3	7.3	7.3	7.4	7.4	7.3



- [] Ranking at each section and finish
- .-.- No data available at this section
- NA No data available



Horse/Jockey Name	Hulkamania
Final Rank	7
Fastest Section Time (Section)	0:11.59 (600m)
Top Speed [km/h] (Section)	62.7 (600m)
Race State	Finished



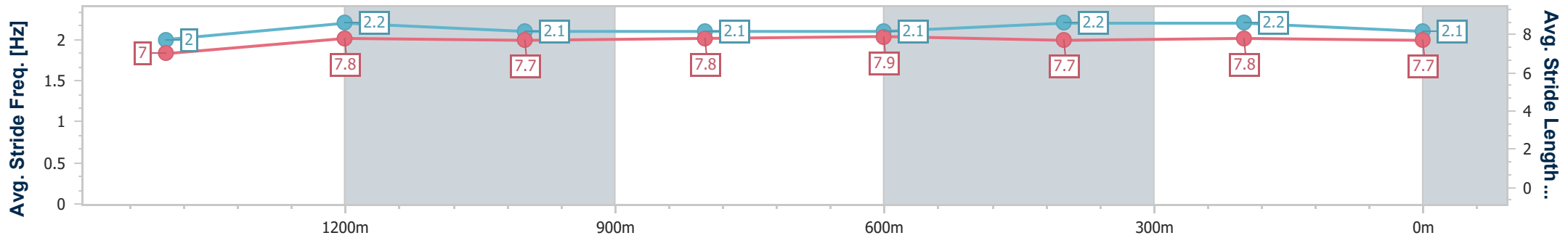
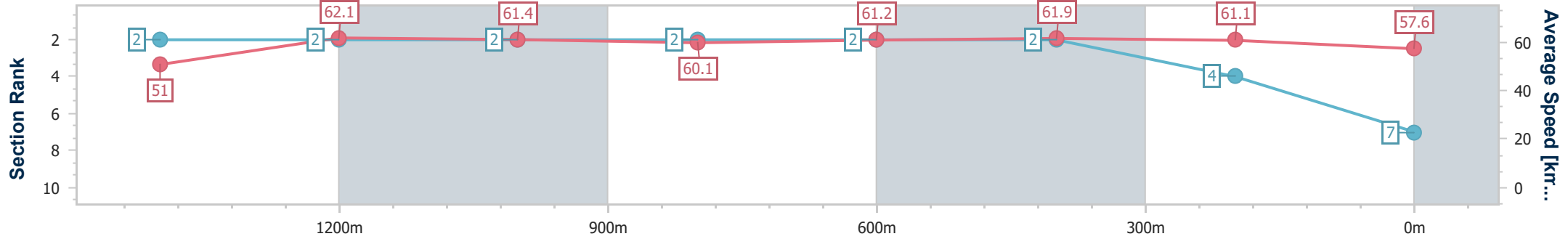
Ipswich QLD Professional
Race 6: VALE JULIE MURPHY BENCHMARK 68 Handicap - 1666m



01 March 2025 - 14:49

Track Rating: Good 4, Weather: Fine, Rail Position: True

Section	Overall	1400m	1200m	1000m	800m	600m	400m	200m
Section Times	1:41.93 [7] (0:18.80)	1:23.13 [2] (0:11.66)	1:11.47 [2] (0:11.80)	0:59.67 [2] (0:12.02)	0:47.65 [2] (0:11.80)	0:35.85 [2] (0:11.59)	0:24.26 [2] (0:11.81)	0:12.45 [4] (0:12.45)
Average Speed [km/h]	51.0	62.1	61.4	60.1	61.2	61.9	61.1	57.6
Top Speed [km/h]	62.6	62.6	61.7	60.8	61.9	62.7	61.9	59.9
Avg. Dist. to Rail [m]	3.9	1.2	1.4	1.3	0.5	0.3	0.6	1.7
Avg. Stride Freq. [Hz]	2.0	2.2	2.1	2.1	2.1	2.2	2.2	2.1
Avg. Stride Length [m]	7.0	7.8	7.7	7.8	7.9	7.7	7.8	7.7



- [] Ranking at each section and finish
- .-.- No data available at this section
- NA No data available

Track Rating: Good 4, Weather: Fine, Rail Position: True

Section		Overall	1400m	1200m	1000m	800m	600m	400m	Last 600m				
Field Times		1:41.50 (0:18.68)	1:22.82 (0:11.66)	1:11.16 (0:11.74)	0:59.42 (0:12.00)	0:47.42 (0:11.93)	0:35.49 (0:11.86)	0:23.63 (0:11.92)	0:35.49				
Rank	TAB Horse/Jockey	Barrier	Top Speed [km/h]	Fastest Section									Distance Travelled [m]
1	10 NAVILLUS HELLFIRE Luke Tarrant	12	64.2 600m	0:11.36 600m	1:41.50 [1] (0:19.56)	1:21.94 [9] (0:12.13)	1:09.81 [9] (0:11.78)	0:58.03 [9] (0:11.97)	0:46.06 [8] (0:11.83)	0:34.23 [8] (0:11.36)	0:22.87 [7] (0:11.42)	0:34.23	
2	11 TIETAR Brandon Lerena	8	63.0 1400m	0:11.59 600m	1:41.57 [2] (0:18.91)	1:22.66 [3] (0:11.80)	1:10.86 [3] (0:11.88)	0:58.98 [3] (0:12.13)	0:46.85 [3] (0:11.86)	0:34.99 [3] (0:11.59)	0:23.40 [3] (0:11.74)	0:34.99	+4
3	8 HELLO IN THERE Samantha Collett	2	63.5 600m	0:11.56 600m	1:41.65 [3] (0:18.97)	1:22.68 [5] (0:11.92)	1:10.76 [4] (0:11.77)	0:58.99 [4] (0:12.16)	0:46.83 [4] (0:11.80)	0:35.03 [4] (0:11.56)	0:23.47 [4] (0:11.66)	0:35.03	+0
4	1 ALL ABOUT ARTIE Justin Huxtable	5	63.0 400m	0:11.59 600m	1:42.07 [4] (0:18.68)	1:23.39 [1] (0:11.94)	1:11.45 [2] (0:11.87)	0:59.58 [2] (0:12.03)	0:47.55 [2] (0:11.95)	0:35.60 [2] (0:11.59)	0:24.01 [2] (0:11.73)	0:35.60	+1
5	7 ADELAIDE'S LACE Amy Graham	1	63.5 600m	0:11.40 600m	1:42.60 [5] (0:19.23)	1:23.37 [8] (0:12.00)	1:11.37 [6] (0:11.84)	0:59.53 [6] (0:12.12)	0:47.41 [6] (0:11.83)	0:35.58 [6] (0:11.40)	0:24.18 [5] (0:11.65)	0:35.58	-1
6	12 CHERRY LIPS Billie-Rose Andrew	4	63.6 600m	0:11.46 600m	1:42.89 [6] (0:19.23)	1:23.66 [7] (0:12.09)	1:11.57 [7] (0:11.86)	0:59.71 [7] (0:12.16)	0:47.55 [7] (0:11.87)	0:35.68 [7] (0:11.46)	0:24.22 [8] (0:11.97)	0:35.68	+5
7	3 BENEDICT ARNOLD Jai Williams	11	63.1 1400m	0:11.64 1400m	1:43.18 [7] (0:18.70)	1:24.48 [2] (0:11.64)	1:12.84 [1] (0:11.74)	1:01.10 [1] (0:12.00)	0:49.10 [1] (0:11.93)	0:37.17 [1] (0:11.86)	0:25.31 [1] (0:12.23)	0:37.17	-2
8	2 ASGOODASYOUGETT Noriyuki Masuda	3	62.8 600m	0:11.59 600m	1:43.34 [8] (0:18.94)	1:24.40 [4] (0:11.95)	1:12.45 [5] (0:11.95)	1:00.50 [5] (0:12.16)	0:48.34 [5] (0:11.87)	0:36.47 [5] (0:11.59)	0:24.88 [6] (0:12.01)	0:36.47	+3
9	5 HONGKONG HARMONY Olivia Kendal	9	63.2 600m	0:11.51 600m	1:43.45 [9] (0:19.23)	1:24.22 [6] (0:12.37)	1:11.85 [8] (0:11.86)	0:59.99 [8] (0:11.98)	0:48.01 [9] (0:11.98)	0:36.03 [9] (0:11.51)	0:24.52 [9] (0:11.84)	0:36.03	+4

Scratched: Rhodesian Diamond (#6), Jenni Moreese (#9), Cool Panels (#4)



Ipswich QLD Professional
 Race 7: BARRIER REEF POOLS Class 1 Plate - 1666m
 01 March 2025 - 15:24



Track Rating: Good 4, Weather: Fine, Rail Position: True

Section				200m				Last 600m	
Field Times				0:11.71 (0:11.71)				0:35.49	
Rank	TAB	Horse/Jockey	Barrier	Top Speed [km/h]	Fastest Section	Margin			Distance Travelled [m]
1	10	NAVILLUS HELLFIRE Luke Tarrant	12	64.2 600m	0:11.36 600m	0:11.45 [4] (0:11.45)	1:41.50		0:34.23
2	11	TIETAR Brandon Lerena	8	63.0 1400m	0:11.59 600m	0:11.66 [3] (0:11.66)	0.42L		0:34.99 +4
3	8	HELLO IN THERE Samantha Collett	2	63.5 600m	0:11.56 600m	0:11.81 [2] (0:11.81)	0.94L		0:35.03 +0
4	1	ALL ABOUT ARTIE Justin Huxtable	5	63.0 400m	0:11.59 600m	0:12.28 [1] (0:12.28)	3.38L		0:35.60 +1
5	7	ADELAIDE'S LACE Amy Graham	1	63.5 600m	0:11.40 600m	0:12.53 [5] (0:12.53)	6.51L		0:35.58 -1
6	12	CHERRY LIPS Billie-Rose Andrew	4	63.6 600m	0:11.46 600m	0:12.25 [8] (0:12.25)	8.18L		0:35.68 +5
7	3	BENEDICT ARNOLD Jai Williams	11	63.1 1400m	0:11.64 1400m	0:13.08 [6] (0:13.08)	9.89L		0:37.17 -2
8	2	ASGOODASYOUGETT Noriyuki Masuda	3	62.8 600m	0:11.59 600m	0:12.87 [7] (0:12.87)	10.82L		0:36.47 +3
9	5	HONGKONG HARMONY Olivia Kendal	9	63.2 600m	0:11.51 600m	0:12.68 [9] (0:12.68)	11.48L		0:36.03 +4

Scratched: Rhodesian Diamond (#6), Jenni Moreese (#9), Cool Panels (#4)

[] Ranking at each section and finish
 -:-:- No data available at this section
 NA No data available

SCN Saddle cloth number
 DNF Did not finish
 DNT Did not track



Horse/Jockey Name	Navillus Hellfire
Final Rank	1
Fastest Section Time (Section)	0:11.36 (600m)
Top Speed [km/h] (Section)	64.2 (600m)
Race State	Finished



Ipswich QLD Professional

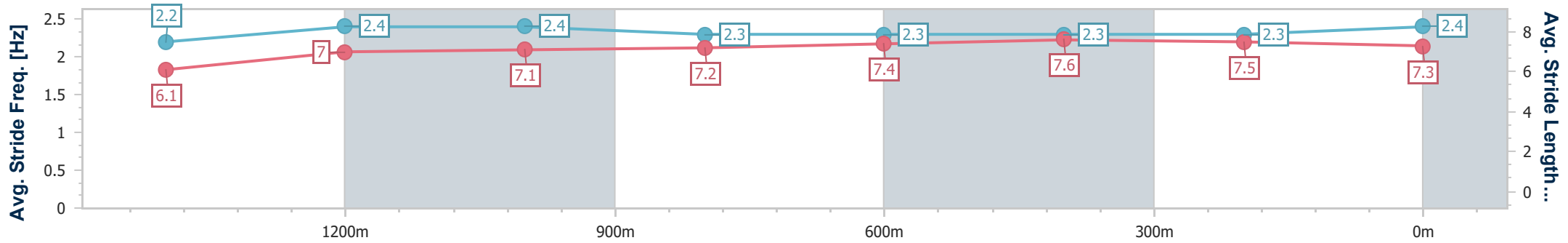
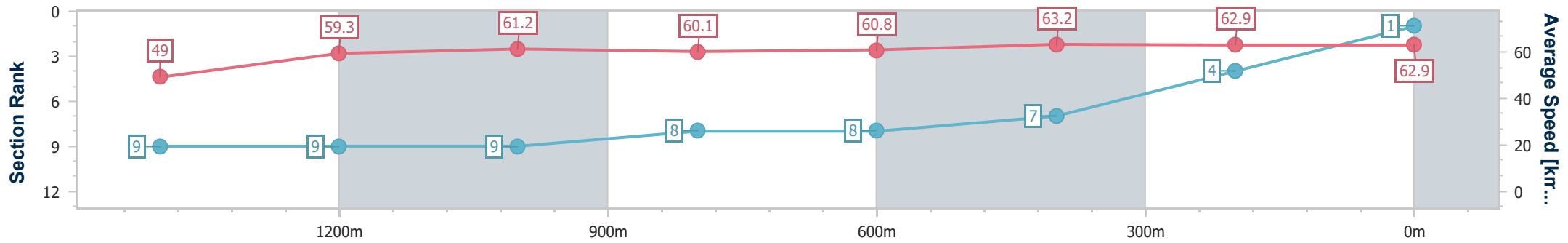
Race 7: BARRIER REEF POOLS Class 1 Plate - 1666m

01 March 2025 - 15:24



Track Rating: Good 4, Weather: Fine, Rail Position: True

Section	Overall	1400m	1200m	1000m	800m	600m	400m	200m
Section Times	1:41.50 [1] (0:19.56)	1:21.94 [9] (0:12.13)	1:09.81 [9] (0:11.78)	0:58.03 [9] (0:11.97)	0:46.06 [8] (0:11.83)	0:34.23 [8] (0:11.36)	0:22.87 [7] (0:11.42)	0:11.45 [4]
Average Speed [km/h]	49.0	59.3	61.2	60.1	60.8	63.2	62.9	62.9
Top Speed [km/h]	60.9	61.2	61.8	61.3	61.9	64.2	64.2	64.1
Avg. Dist. to Rail [m]	4.3	0.2	0.1	0.1	0.5	0.8	1.9	5.8
Avg. Stride Freq. [Hz]	2.2	2.4	2.4	2.3	2.3	2.3	2.3	2.4
Avg. Stride Length [m]	6.1	7.0	7.1	7.2	7.4	7.6	7.5	7.3



- [] Ranking at each section and finish
- .-.- No data available at this section
- NA No data available



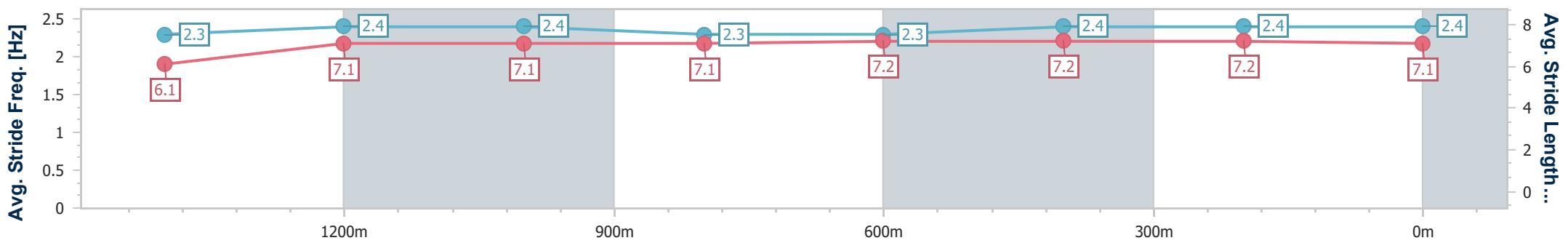
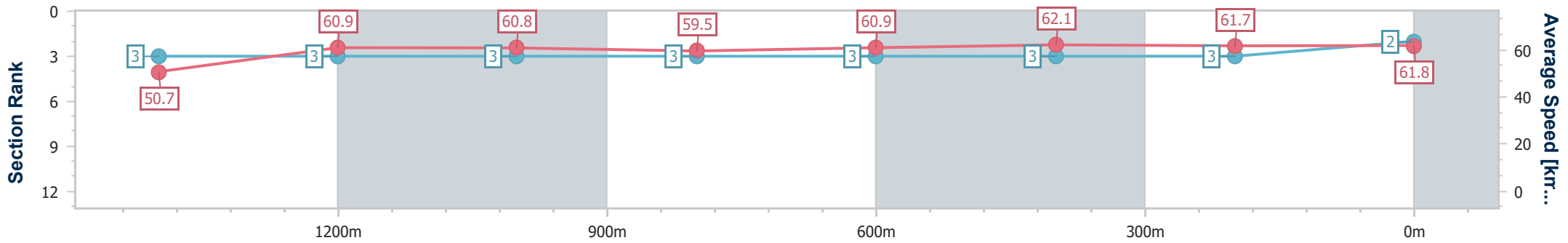
Horse/Jockey Name	Tietar
Final Rank	2
Fastest Section Time (Section)	0:11.59 (600m)
Top Speed [km/h] (Section)	63.0 (1400m)
Race State	Finished



Ipswich QLD Professional
 Race 7: BARRIER REEF POOLS Class 1 Plate - 1666m
 01 March 2025 - 15:24
 Track Rating: Good 4, Weather: Fine, Rail Position: True



Section	Overall	1400m	1200m	1000m	800m	600m	400m	200m
Section Times	1:41.57 [2] (0:18.91)	1:22.66 [3] (0:11.80)	1:10.86 [3] (0:11.88)	0:58.98 [3] (0:12.13)	0:46.85 [3] (0:11.86)	0:34.99 [3] (0:11.59)	0:23.40 [3] (0:11.74)	0:11.66 [3] (0:11.66)
Average Speed [km/h]	50.7	60.9	60.8	59.5	60.9	62.1	61.7	61.8
Top Speed [km/h]	62.3	63.0	61.4	60.4	62.5	62.8	62.1	62.8
Avg. Dist. to Rail [m]	5.2	0.5	0.3	0.9	0.7	0.9	2.3	4.7
Avg. Stride Freq. [Hz]	2.3	2.4	2.4	2.3	2.3	2.4	2.4	2.4
Avg. Stride Length [m]	6.1	7.1	7.1	7.1	7.2	7.2	7.2	7.1



- [] Ranking at each section and finish
- .-.- No data available at this section
- NA No data available



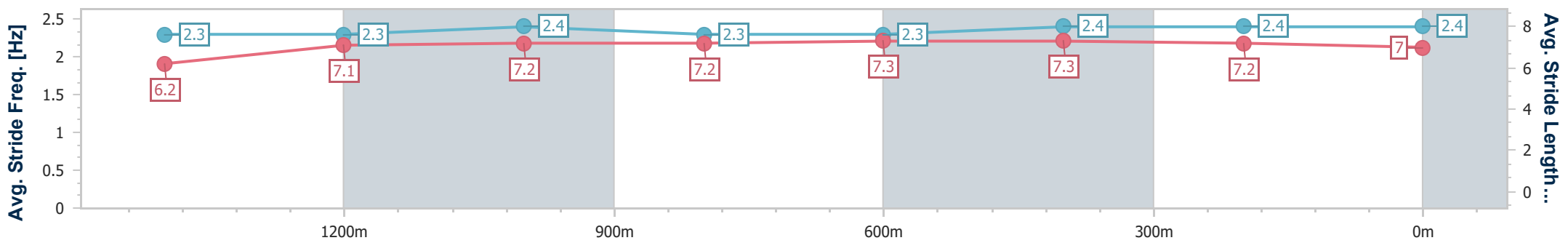
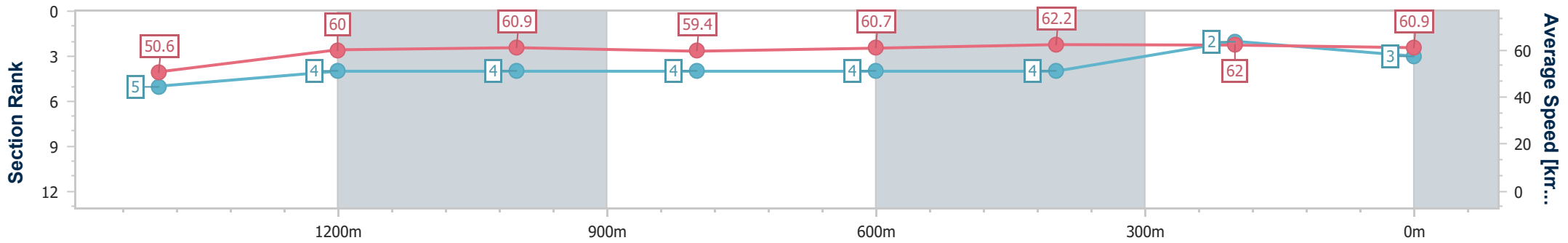
Horse/Jockey Name	Hello In There
Final Rank	3
Fastest Section Time (Section)	0:11.56 (600m)
Top Speed [km/h] (Section)	63.5 (600m)
Race State	Finished



Ipswich QLD Professional
 Race 7: BARRIER REEF POOLS Class 1 Plate - 1666m
 01 March 2025 - 15:24
 Track Rating: Good 4, Weather: Fine, Rail Position: True



Section	Overall	1400m	1200m	1000m	800m	600m	400m	200m
Section Times	1:41.65 [3] (0:18.97)	1:22.68 [5] (0:11.92)	1:10.76 [4] (0:11.77)	0:58.99 [4] (0:12.16)	0:46.83 [4] (0:11.80)	0:35.03 [4] (0:11.56)	0:23.47 [4] (0:11.66)	0:11.81 [2] (0:11.81)
Average Speed [km/h]	50.6	60.0	60.9	59.4	60.7	62.2	62.0	60.9
Top Speed [km/h]	61.2	62.3	62.4	60.2	63.0	63.5	62.7	63.0
Avg. Dist. to Rail [m]	2.1	1.0	0.7	0.2	0.3	0.5	1.4	3.8
Avg. Stride Freq. [Hz]	2.3	2.3	2.4	2.3	2.3	2.4	2.4	2.4
Avg. Stride Length [m]	6.2	7.1	7.2	7.2	7.3	7.3	7.2	7.0



- [] Ranking at each section and finish
- .-.- No data available at this section
- NA No data available



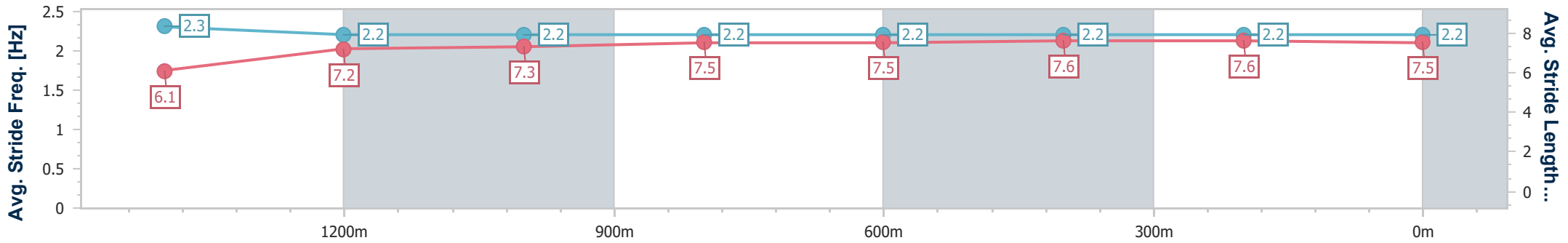
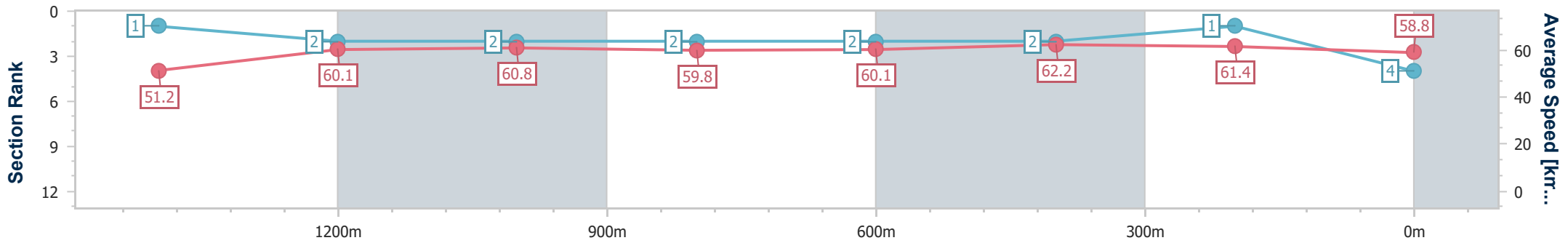
Horse/Jockey Name	All About Artie
Final Rank	4
Fastest Section Time (Section)	0:11.59 (600m)
Top Speed [km/h] (Section)	63.0 (400m)
Race State	Finished



Ipswich QLD Professional
 Race 7: BARRIER REEF POOLS Class 1 Plate - 1666m
 01 March 2025 - 15:24
 Track Rating: Good 4, Weather: Fine, Rail Position: True



Section	Overall	1400m	1200m	1000m	800m	600m	400m	200m					
Section Times	1:42.07 [4] (0:18.68)	1:23.39 [1] (0:11.94)	1:11.45 [2] (0:11.87)	0:59.58 [2] (0:12.03)	0:47.55 [2] (0:11.95)	0:35.60 [2] (0:11.59)	0:24.01 [2] (0:11.73)	0:12.28 [1] (0:12.28)					
Average Speed [km/h]	51.2	60.1	60.8	59.8	60.1	62.2	61.4	58.8					
Top Speed [km/h]	62.1	62.0	61.8	60.6	62.1	62.9	63.0	60.7					
Avg. Dist. to Rail [m]	4.1	0.6	0.2	0.3	0.2	0.1	0.9	2.5					
Avg. Stride Freq. [Hz]	2.3	2.2	2.2	2.2	2.2	2.2	2.2	2.2					
Avg. Stride Length [m]	6.1	7.2	7.3	7.5	7.5	7.6	7.6	7.5					



- [] Ranking at each section and finish
- .-.- No data available at this section
- NA No data available



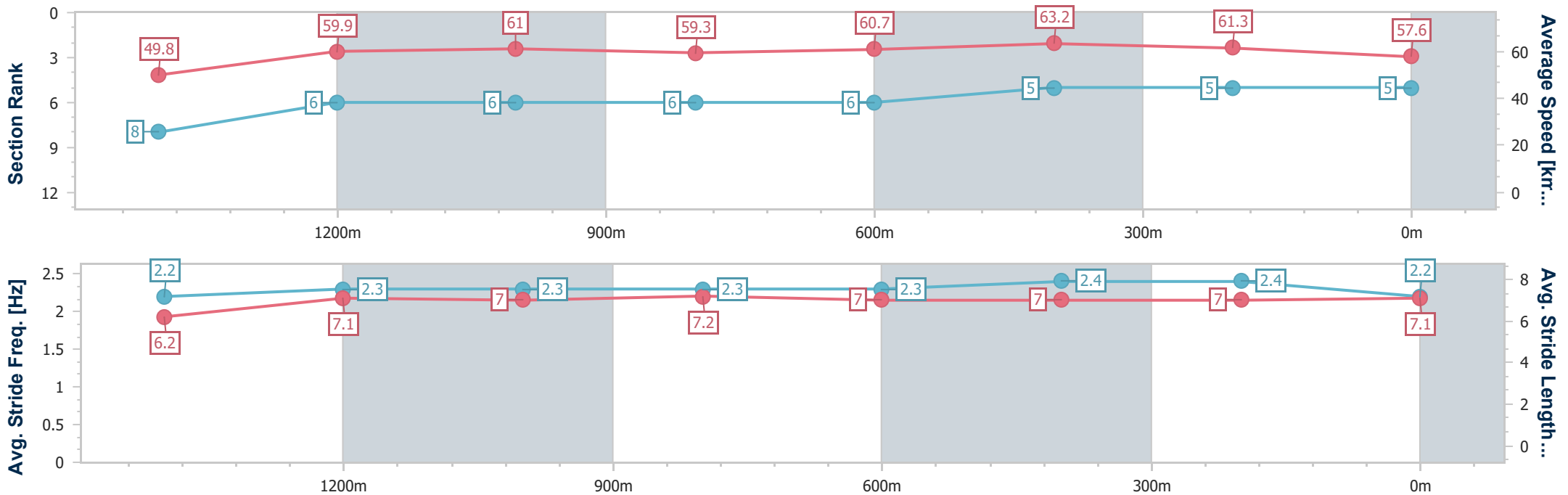
Horse/Jockey Name	Adelaide's Lace
Final Rank	5
Fastest Section Time (Section)	0:11.40 (600m)
Top Speed [km/h] (Section)	63.5 (600m)
Race State	Finished



Ipswich QLD Professional
 Race 7: BARRIER REEF POOLS Class 1 Plate - 1666m
 01 March 2025 - 15:24
 Track Rating: Good 4, Weather: Fine, Rail Position: True



Section	Overall	1400m	1200m	1000m	800m	600m	400m	200m
Section Times	1:42.60 [5] (0:19.23)	1:23.37 [8] (0:12.00)	1:11.37 [6] (0:11.84)	0:59.53 [6] (0:12.12)	0:47.41 [6] (0:11.83)	0:35.58 [6] (0:11.40)	0:24.18 [5] (0:11.65)	0:12.53 [5] (0:12.53)
Average Speed [km/h]	49.8	59.9	61.0	59.3	60.7	63.2	61.3	57.6
Top Speed [km/h]	62.8	61.4	61.4	60.5	61.9	63.5	62.2	60.5
Avg. Dist. to Rail [m]	1.9	0.2	0.2	0.2	0.4	0.7	1.1	4.2
Avg. Stride Freq. [Hz]	2.2	2.3	2.3	2.3	2.3	2.4	2.4	2.2
Avg. Stride Length [m]	6.2	7.1	7.0	7.2	7.0	7.0	7.0	7.1



- [] Ranking at each section and finish
- .-.-.- No data available at this section
- NA No data available



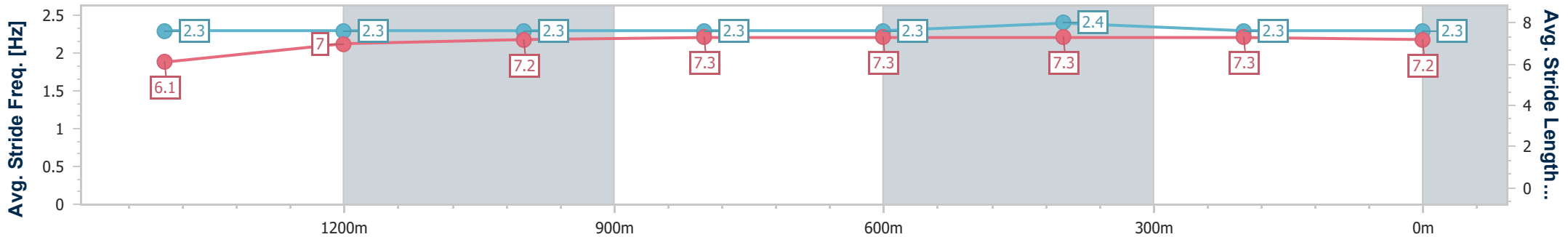
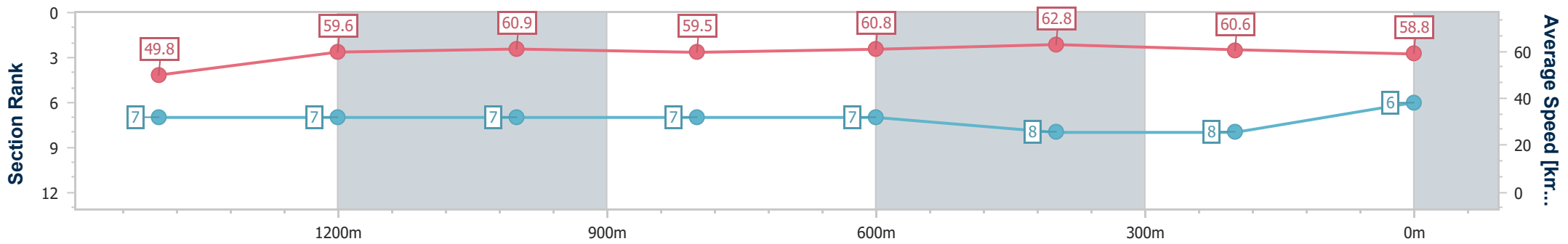
Horse/Jockey Name	Cherry Lips
Final Rank	6
Fastest Section Time (Section)	0:11.46 (600m)
Top Speed [km/h] (Section)	63.6 (600m)
Race State	Finished



Ipswich QLD Professional
 Race 7: BARRIER REEF POOLS Class 1 Plate - 1666m
 01 March 2025 - 15:24
 Track Rating: Good 4, Weather: Fine, Rail Position: True



Section	Overall	1400m	1200m	1000m	800m	600m	400m	200m
Section Times	1:42.89 [6] (0:19.23)	1:23.66 [7] (0:12.09)	1:11.57 [7] (0:11.86)	0:59.71 [7] (0:12.16)	0:47.55 [7] (0:11.87)	0:35.68 [7] (0:11.46)	0:24.22 [8] (0:11.97)	0:12.25 [8] (0:12.25)
Average Speed [km/h]	49.8	59.6	60.9	59.5	60.8	62.8	60.6	58.8
Top Speed [km/h]	61.1	61.9	61.5	61.0	62.4	63.6	61.7	60.4
Avg. Dist. to Rail [m]	3.7	0.8	0.6	0.8	0.5	0.5	3.7	6.9
Avg. Stride Freq. [Hz]	2.3	2.3	2.3	2.3	2.3	2.4	2.3	2.3
Avg. Stride Length [m]	6.1	7.0	7.2	7.3	7.3	7.3	7.3	7.2



- [] Ranking at each section and finish
- .-.- No data available at this section
- NA No data available



Horse/Jockey Name	Benedict Arnold
Final Rank	7
Fastest Section Time (Section)	0:11.64 (1400m)
Top Speed [km/h] (Section)	63.1 (1400m)
Race State	Finished



Ipswich QLD Professional

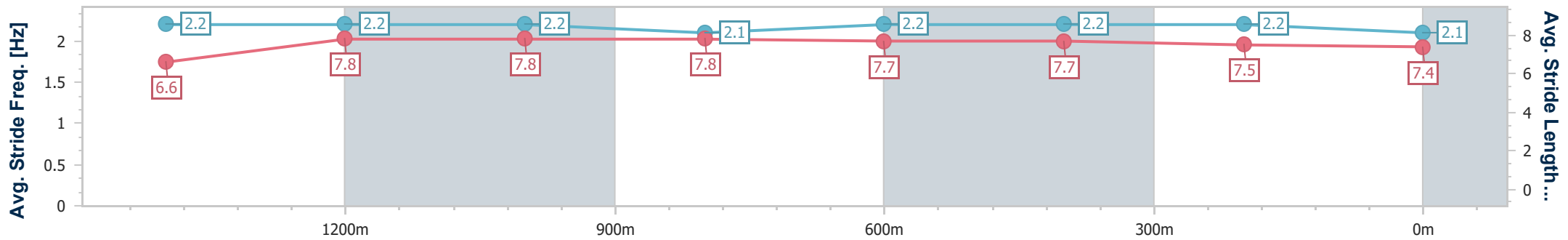
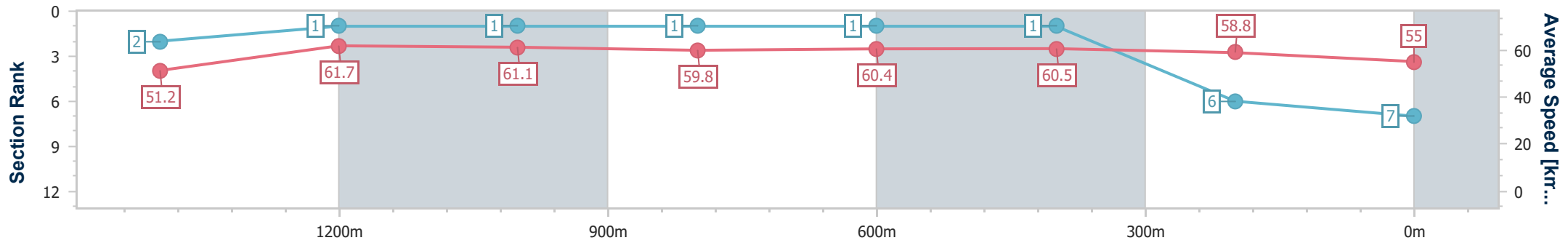
Race 7: BARRIER REEF POOLS Class 1 Plate - 1666m

01 March 2025 - 15:24



Track Rating: Good 4, Weather: Fine, Rail Position: True

Section	Overall	1400m	1200m	1000m	800m	600m	400m	200m
Section Times	1:43.18 [7] (0:18.70)	1:24.48 [2] (0:11.64)	1:12.84 [1] (0:11.74)	1:01.10 [1] (0:12.00)	0:49.10 [1] (0:11.93)	0:37.17 [1] (0:11.86)	0:25.31 [1] (0:12.23)	0:13.08 [6] (0:13.08)
Average Speed [km/h]	51.2	61.7	61.1	59.8	60.4	60.5	58.8	55.0
Top Speed [km/h]	62.3	63.1	62.0	60.6	60.8	61.2	59.9	57.9
Avg. Dist. to Rail [m]	6.3	0.6	1.0	0.4	0.3	0.6	1.0	0.6
Avg. Stride Freq. [Hz]	2.2	2.2	2.2	2.1	2.2	2.2	2.2	2.1
Avg. Stride Length [m]	6.6	7.8	7.8	7.8	7.7	7.7	7.5	7.4



- [] Ranking at each section and finish
- .-.- No data available at this section
- NA No data available



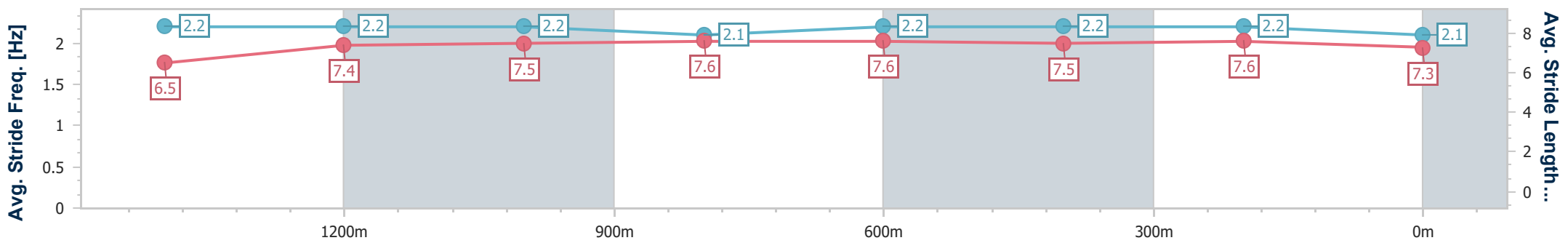
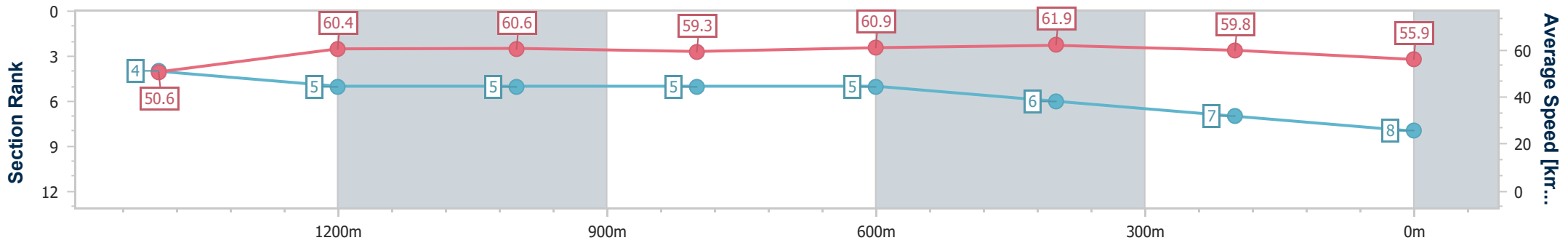
Horse/Jockey Name	Asgoodasyougett
Final Rank	8
Fastest Section Time (Section)	0:11.59 (600m)
Top Speed [km/h] (Section)	62.8 (600m)
Race State	Finished



Ipswich QLD Professional
 Race 7: BARRIER REEF POOLS Class 1 Plate - 1666m
 01 March 2025 - 15:24
 Track Rating: Good 4, Weather: Fine, Rail Position: True



Section	Overall	1400m	1200m	1000m	800m	600m	400m	200m
Section Times	1:43.34 [8] (0:18.94)	1:24.40 [4] (0:11.95)	1:12.45 [5] (0:11.95)	1:00.50 [5] (0:12.16)	0:48.34 [5] (0:11.87)	0:36.47 [5] (0:11.59)	0:24.88 [6] (0:12.01)	0:12.87 [7] (0:12.87)
Average Speed [km/h]	50.6	60.4	60.6	59.3	60.9	61.9	59.8	55.9
Top Speed [km/h]	61.2	61.9	62.1	60.8	61.6	62.8	61.0	58.8
Avg. Dist. to Rail [m]	3.2	0.8	1.5	1.5	0.6	0.6	1.8	3.8
Avg. Stride Freq. [Hz]	2.2	2.2	2.2	2.1	2.2	2.2	2.2	2.1
Avg. Stride Length [m]	6.5	7.4	7.5	7.6	7.6	7.5	7.6	7.3



- [] Ranking at each section and finish
- .-.- No data available at this section
- NA No data available



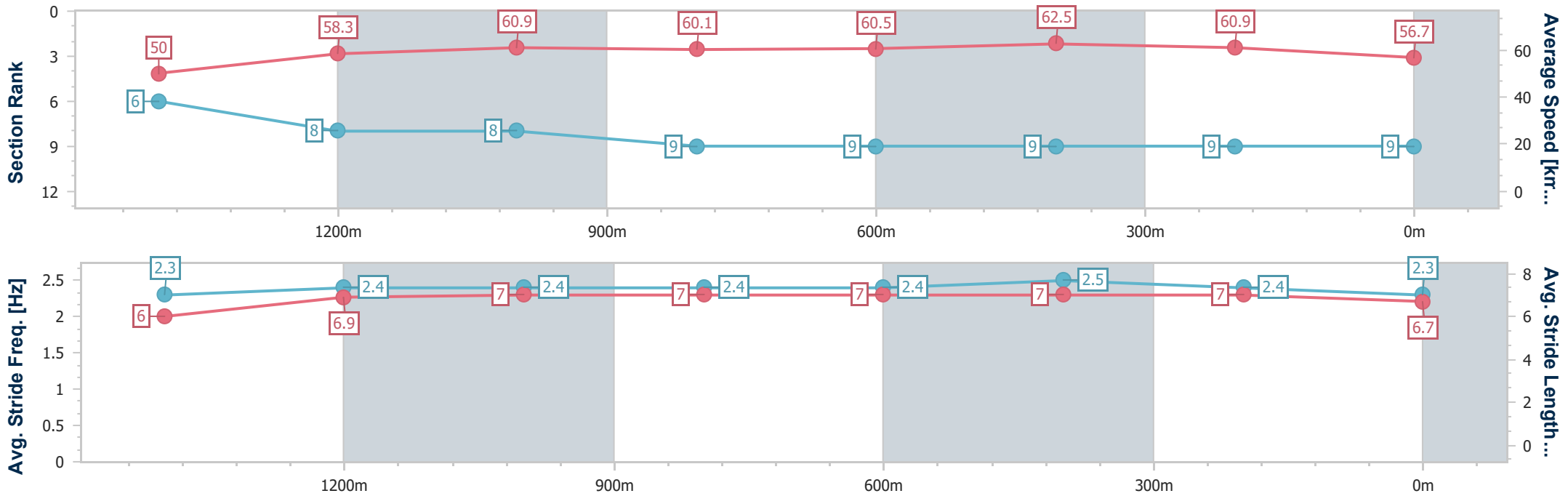
Horse/Jockey Name	Hongkong Harmony
Final Rank	9
Fastest Section Time (Section)	0:11.51 (600m)
Top Speed [km/h] (Section)	63.2 (600m)
Race State	Finished



Ipswich QLD Professional
 Race 7: BARRIER REEF POOLS Class 1 Plate - 1666m
 01 March 2025 - 15:24
 Track Rating: Good 4, Weather: Fine, Rail Position: True



Section	Overall	1400m	1200m	1000m	800m	600m	400m	200m
Section Times	1:43.45 [9] (0:19.23)	1:24.22 [6] (0:12.37)	1:11.85 [8] (0:11.86)	0:59.99 [8] (0:11.98)	0:48.01 [9] (0:11.98)	0:36.03 [9] (0:11.51)	0:24.52 [9] (0:11.84)	0:12.68 [9] (0:12.68)
Average Speed [km/h]	50.0	58.3	60.9	60.1	60.5	62.5	60.9	56.7
Top Speed [km/h]	61.4	59.3	61.6	61.7	62.3	63.2	62.4	59.3
Avg. Dist. to Rail [m]	6.1	1.2	0.1	1.0	1.2	0.6	0.8	2.5
Avg. Stride Freq. [Hz]	2.3	2.4	2.4	2.4	2.4	2.5	2.4	2.3
Avg. Stride Length [m]	6.0	6.9	7.0	7.0	7.0	7.0	7.0	6.7



- [] Ranking at each section and finish
- .-.- No data available at this section
- NA No data available

Track Rating: Good 4, Weather: Fine, Rail Position: True

Section		Overall	1000m	800m	600m	400m	200m	Last 600m					
Field Times		1:10.61 (0:13.92)	0:56.69 (0:10.77)	0:45.92 (0:11.35)	0:34.57 (0:11.56)	0:23.01 (0:11.60)	0:11.41 (0:11.41)	0:34.57					
Rank	TAB Horse/Jockey	Barrier	Top Speed [km/h]	Fastest Section							Margin	Distance Travelled [m]	
1	5 JUNGLE FEVER Micheal Hellyer	1	66.3 Overall	0:11.05 1000m	1:10.61 [1] (0:14.13)	0:56.48 [4] (0:11.05)	0:45.43 [5] (0:11.32)	0:34.11 [5] (0:11.56)	0:22.55 [5] (0:11.28)	0:11.27 [3] (0:11.27)	1:10.61	0:34.11	
2	9 MISS SHA BLUE Jai Williams	5	67.6 Overall	0:10.92 1000m	1:10.81 [2] (0:14.05)	0:56.76 [3] (0:10.92)	0:45.84 [3] (0:11.33)	0:34.51 [3] (0:11.55)	0:22.96 [3] (0:11.35)	0:11.61 [1] (0:11.61)	1.16L	0:34.51	+0
3	11 MONOPOLY GIRL Brandon Lerena	9	67.2 1000m	0:10.94 1000m	1:10.88 [3] (0:14.14)	0:56.74 [5] (0:10.94)	0:45.80 [4] (0:11.37)	0:34.43 [4] (0:11.51)	0:22.92 [4] (0:11.40)	0:11.52 [4] (0:11.52)	1.59L	0:34.43	+2
4	1 CHASING JACKLEY Chelsea Baker	6	67.0 1000m	0:10.94 1000m	1:10.91 [4] (0:14.41)	0:56.50 [6] (0:10.94)	0:45.56 [7] (0:11.49)	0:34.07 [7] (0:11.46)	0:22.61 [7] (0:11.34)	0:11.27 [7] (0:11.27)	1.76L	0:34.07	+3
5	10 QUALITY MISS Sean Cormack	7	68.7 Overall	0:10.77 1000m	1:11.02 [5] (0:13.92)	0:57.10 [1] (0:10.77)	0:46.33 [1] (0:11.35)	0:34.98 [1] (0:11.56)	0:23.42 [1] (0:11.60)	0:11.82 [2] (0:11.82)	2.44L	0:34.98	+1
6	12 MYGIRLGLADYS Jackson Murphy	2	67.5 1000m	0:10.83 1000m	1:11.15 [6] (0:14.46)	0:56.69 [7] (0:10.83)	0:45.86 [6] (0:11.40)	0:34.46 [6] (0:11.48)	0:22.98 [6] (0:11.39)	0:11.59 [6] (0:11.59)	3.15L	0:34.46	+3
7	3 EXPLOSIVE DRAGON Anthony Allen	10	68.9 Overall	0:10.85 1000m	1:11.52 [7] (0:13.97)	0:57.55 [2] (0:10.85)	0:46.70 [2] (0:11.36)	0:35.34 [2] (0:11.51)	0:23.83 [2] (0:11.67)	0:12.16 [5] (0:12.16)	5.38L	0:35.34	+2

Scratched: Procyon Miss (#13), Maltali (#6), Amnesia (#7), Been A Secret (#8), Grandeur Rose (#14), Doyle (#15), Ma's Epic (#2), Crymenotears (#4)



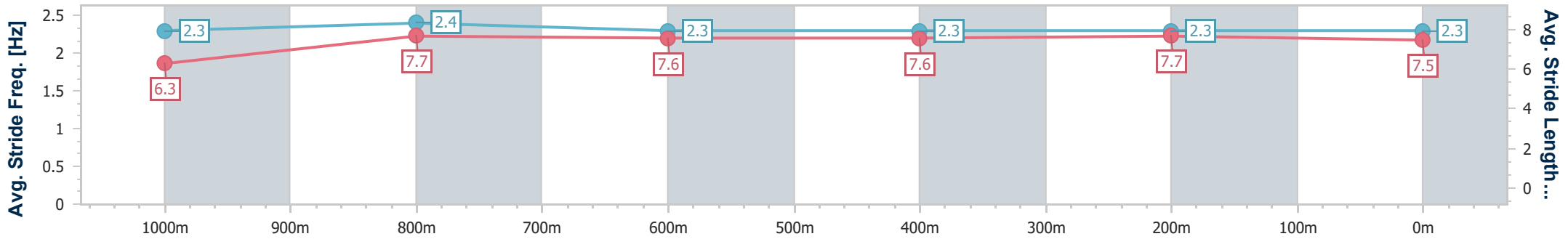
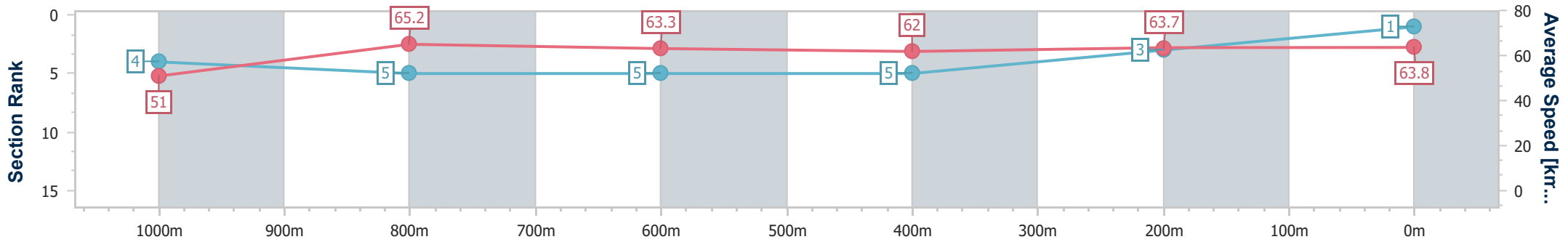
Horse/Jockey Name	Jungle Fever
Final Rank	1
Fastest Section Time (Section)	0:11.05 (1000m)
Top Speed [km/h] (Section)	66.3 (Overall)
Race State	Finished



Ipswich QLD Professional
 Race 8: TEMPUS TWO BENCHMARK 58 Handicap - 1200m
 01 March 2025 - 16:05
 Track Rating: Good 4, Weather: Fine, Rail Position: True



Section	Overall	1000m	800m	600m	400m	200m
Section Times	1:10.61 [1] (0:14.13)	0:56.48 [4] (0:11.05)	0:45.43 [5] (0:11.32)	0:34.11 [5] (0:11.56)	0:22.55 [5] (0:11.28)	0:11.27 [3] (0:11.27)
Average Speed [km/h]	51.0	65.2	63.3	62.0	63.7	63.8
Top Speed [km/h]	66.3	65.9	65.1	62.7	64.5	64.9
Avg. Dist. to Rail [m]	2.3	0.4	0.5	0.8	0.6	3.3
Avg. Stride Freq. [Hz]	2.3	2.4	2.3	2.3	2.3	2.3
Avg. Stride Length [m]	6.3	7.7	7.6	7.6	7.7	7.5



- [] Ranking at each section and finish
- .-.- No data available at this section
- NA No data available



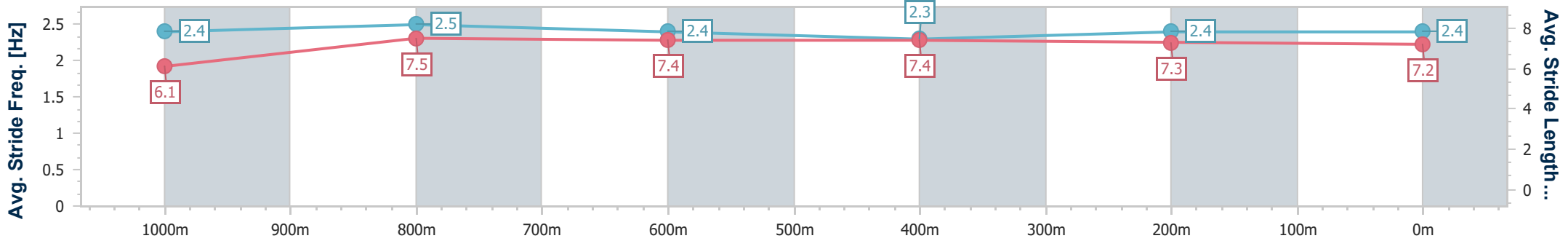
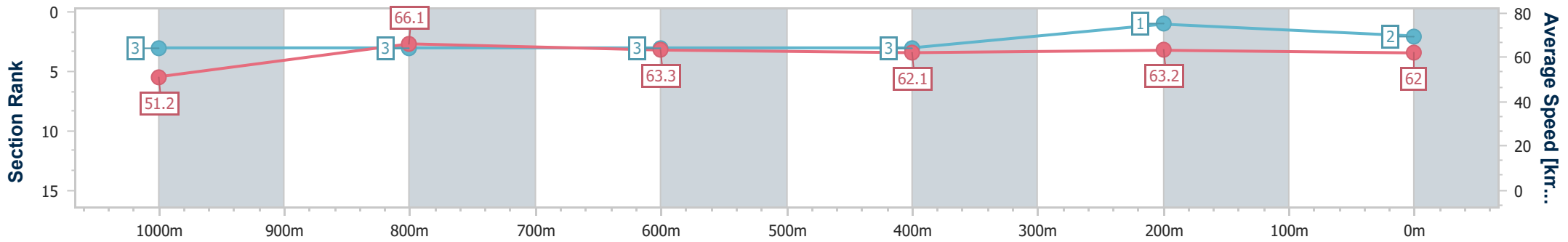
Horse/Jockey Name	Miss Sha Blue
Final Rank	2
Fastest Section Time (Section)	0:10.92 (1000m)
Top Speed [km/h] (Section)	67.6 (Overall)
Race State	Finished



Ipswich QLD Professional
 Race 8: TEMPUS TWO BENCHMARK 58 Handicap - 1200m
 01 March 2025 - 16:05
 Track Rating: Good 4, Weather: Fine, Rail Position: True



Section	Overall	1000m	800m	600m	400m	200m
Section Times	1:10.81 [2] (0:14.05)	0:56.76 [3] (0:10.92)	0:45.84 [3] (0:11.33)	0:34.51 [3] (0:11.55)	0:22.96 [3] (0:11.35)	0:11.61 [1] (0:11.61)
Average Speed [km/h]	51.2	66.1	63.3	62.1	63.2	62.0
Top Speed [km/h]	67.6	67.5	65.7	63.1	64.4	64.3
Avg. Dist. to Rail [m]	4.1	0.9	0.4	0.8	0.8	2.1
Avg. Stride Freq. [Hz]	2.4	2.5	2.4	2.3	2.4	2.4
Avg. Stride Length [m]	6.1	7.5	7.4	7.4	7.3	7.2



- [] Ranking at each section and finish
- .-.- No data available at this section
- NA No data available



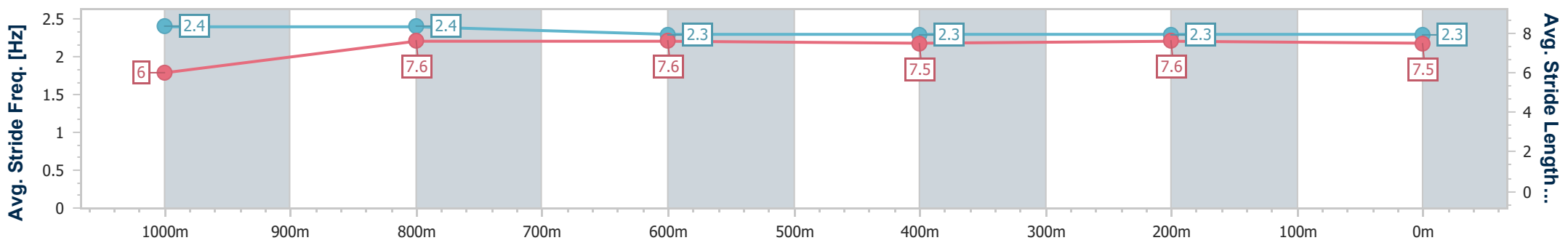
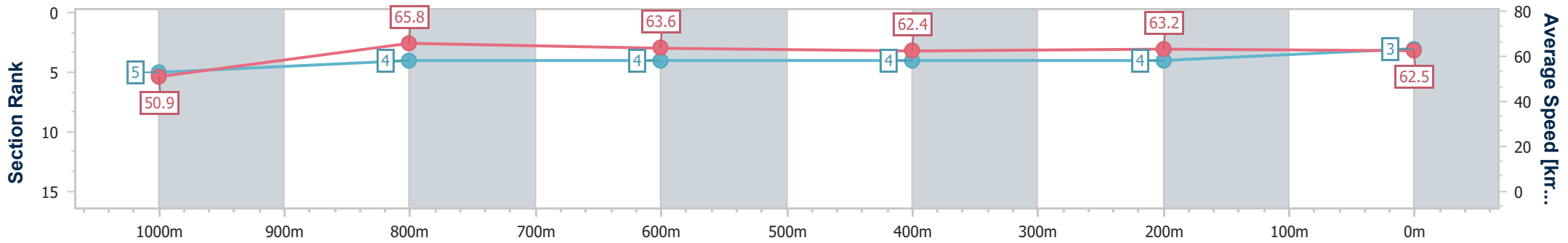
Horse/Jockey Name	Monopoly Girl
Final Rank	3
Fastest Section Time (Section)	0:10.94 (1000m)
Top Speed [km/h] (Section)	67.2 (1000m)
Race State	Finished



Ipswich QLD Professional
 Race 8: TEMPUS TWO BENCHMARK 58 Handicap - 1200m
 01 March 2025 - 16:05
 Track Rating: Good 4, Weather: Fine, Rail Position: True



Section	Overall	1000m	800m	600m	400m	200m
Section Times	1:10.88 [3] (0:14.14)	0:56.74 [5] (0:10.94)	0:45.80 [4] (0:11.37)	0:34.43 [4] (0:11.51)	0:22.92 [4] (0:11.40)	0:11.52 [4] (0:11.52)
Average Speed [km/h]	50.9	65.8	63.6	62.4	63.2	62.5
Top Speed [km/h]	65.4	67.2	65.7	63.0	64.4	64.2
Avg. Dist. to Rail [m]	6.8	1.8	0.4	0.4	1.3	4.9
Avg. Stride Freq. [Hz]	2.4	2.4	2.3	2.3	2.3	2.3
Avg. Stride Length [m]	6.0	7.6	7.6	7.5	7.6	7.5



- [] Ranking at each section and finish
- .-.- No data available at this section
- NA No data available



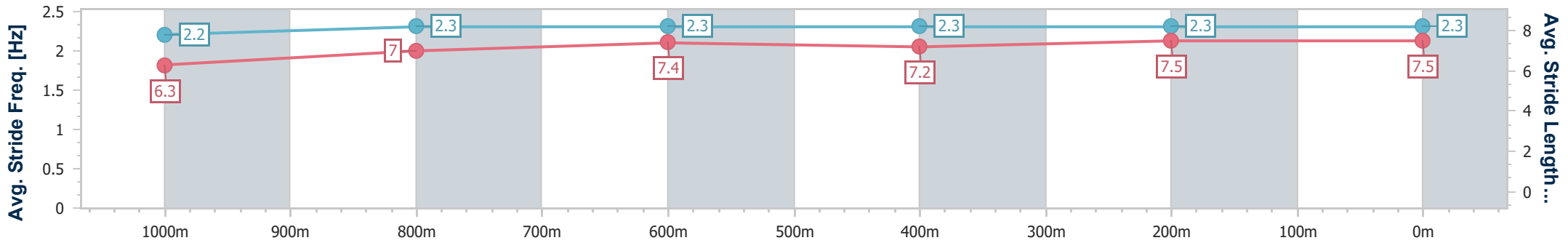
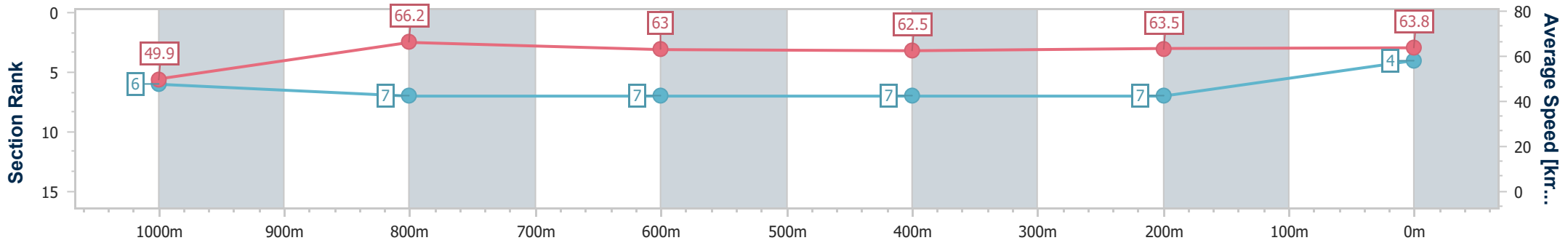
Horse/Jockey Name	Chasing Jackley
Final Rank	4
Fastest Section Time (Section)	0:10.94 (1000m)
Top Speed [km/h] (Section)	67.0 (1000m)
Race State	Finished



Ipswich QLD Professional
 Race 8: TEMPUS TWO BENCHMARK 58 Handicap - 1200m
 01 March 2025 - 16:05
 Track Rating: Good 4, Weather: Fine, Rail Position: True



Section	Overall	1000m	800m	600m	400m	200m
Section Times	1:10.91 [4] (0:14.41)	0:56.50 [6] (0:10.94)	0:45.56 [7] (0:11.49)	0:34.07 [7] (0:11.46)	0:22.61 [7] (0:11.34)	0:11.27 [7] (0:11.27)
Average Speed [km/h]	49.9	66.2	63.0	62.5	63.5	63.8
Top Speed [km/h]	67.0	67.0	64.2	62.8	64.4	64.6
Avg. Dist. to Rail [m]	4.9	2.7	0.9	0.7	0.8	0.8
Avg. Stride Freq. [Hz]	2.2	2.3	2.3	2.3	2.3	2.3
Avg. Stride Length [m]	6.3	7.0	7.4	7.2	7.5	7.5



- [] Ranking at each section and finish
- .-.- No data available at this section
- NA No data available



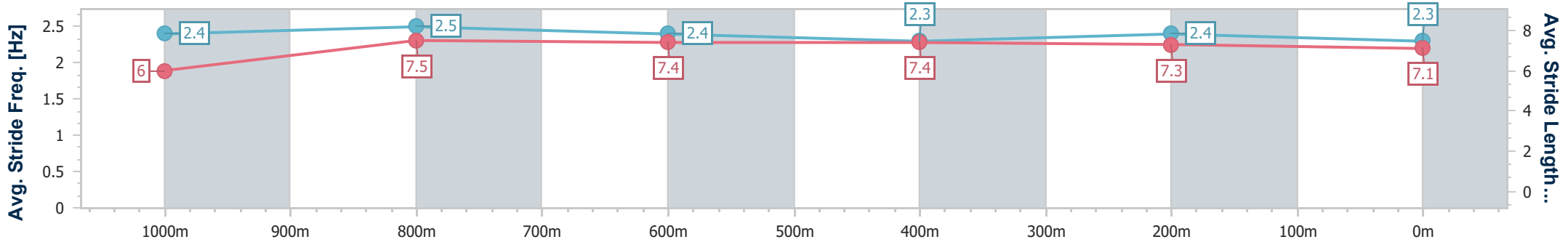
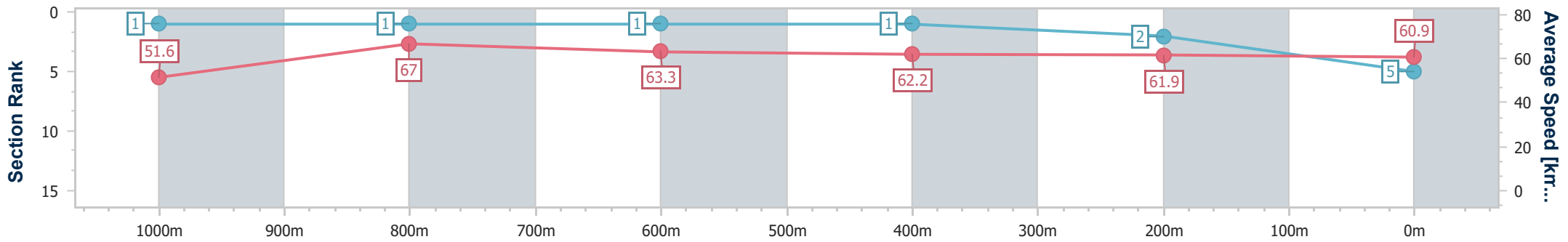
Horse/Jockey Name	Quality Miss
Final Rank	5
Fastest Section Time (Section)	0:10.77 (1000m)
Top Speed [km/h] (Section)	68.7 (Overall)
Race State	Finished



Ipswich QLD Professional
 Race 8: TEMPUS TWO BENCHMARK 58 Handicap - 1200m
 01 March 2025 - 16:05
 Track Rating: Good 4, Weather: Fine, Rail Position: True



Section	Overall	1000m	800m	600m	400m	200m
Section Times	1:11.02 [5] (0:13.92)	0:57.10 [1] (0:10.77)	0:46.33 [1] (0:11.35)	0:34.98 [1] (0:11.56)	0:23.42 [1] (0:11.60)	0:11.82 [2] (0:11.82)
Average Speed [km/h]	51.6	67.0	63.3	62.2	61.9	60.9
Top Speed [km/h]	68.7	68.7	64.7	62.8	62.8	64.1
Avg. Dist. to Rail [m]	6.0	1.7	0.6	0.2	0.5	1.1
Avg. Stride Freq. [Hz]	2.4	2.5	2.4	2.3	2.4	2.3
Avg. Stride Length [m]	6.0	7.5	7.4	7.4	7.3	7.1



- [] Ranking at each section and finish
- .-.- No data available at this section
- NA No data available



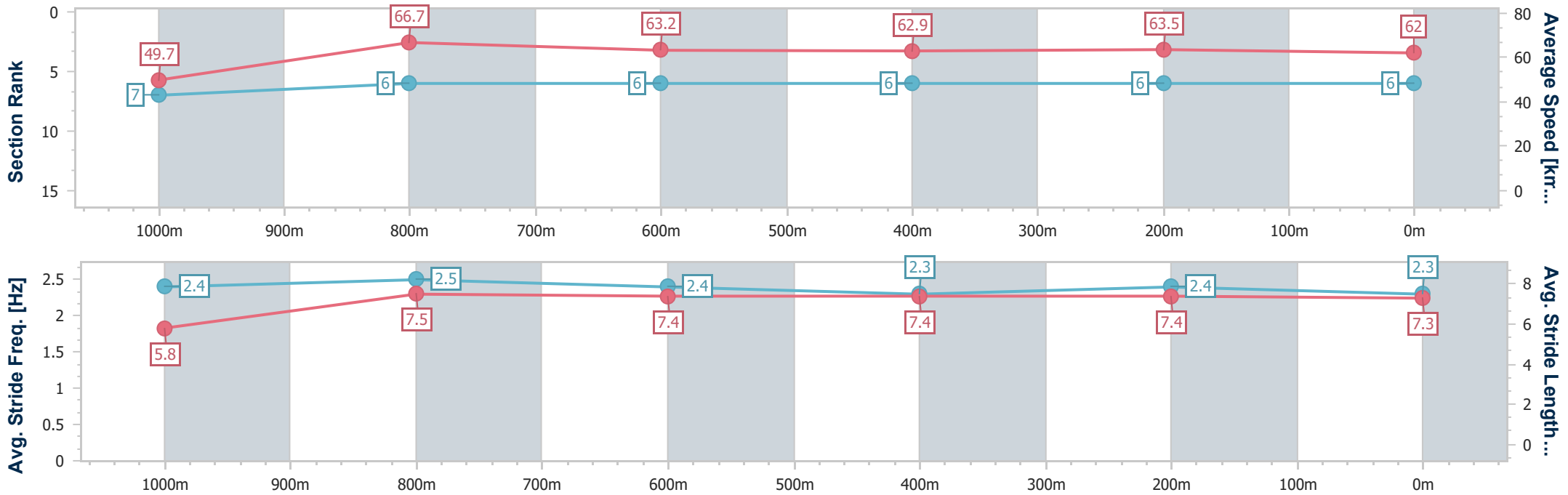
Horse/Jockey Name	Mygirlgladys
Final Rank	6
Fastest Section Time (Section)	0:10.83 (1000m)
Top Speed [km/h] (Section)	67.5 (1000m)
Race State	Finished



Ipswich QLD Professional
 Race 8: TEMPUS TWO BENCHMARK 58 Handicap - 1200m
 01 March 2025 - 16:05
 Track Rating: Good 4, Weather: Fine, Rail Position: True



Section	Overall	1000m	800m	600m	400m	200m
Section Times	1:11.15 [6] (0:14.46)	0:56.69 [7] (0:10.83)	0:45.86 [6] (0:11.40)	0:34.46 [6] (0:11.48)	0:22.98 [6] (0:11.39)	0:11.59 [6] (0:11.59)
Average Speed [km/h]	49.7	66.7	63.2	62.9	63.5	62.0
Top Speed [km/h]	66.2	67.5	65.8	64.6	64.7	63.9
Avg. Dist. to Rail [m]	3.9	1.1	0.2	0.4	2.3	7.1
Avg. Stride Freq. [Hz]	2.4	2.5	2.4	2.3	2.4	2.3
Avg. Stride Length [m]	5.8	7.5	7.4	7.4	7.4	7.3



- [] Ranking at each section and finish
- .-.- No data available at this section
- NA No data available



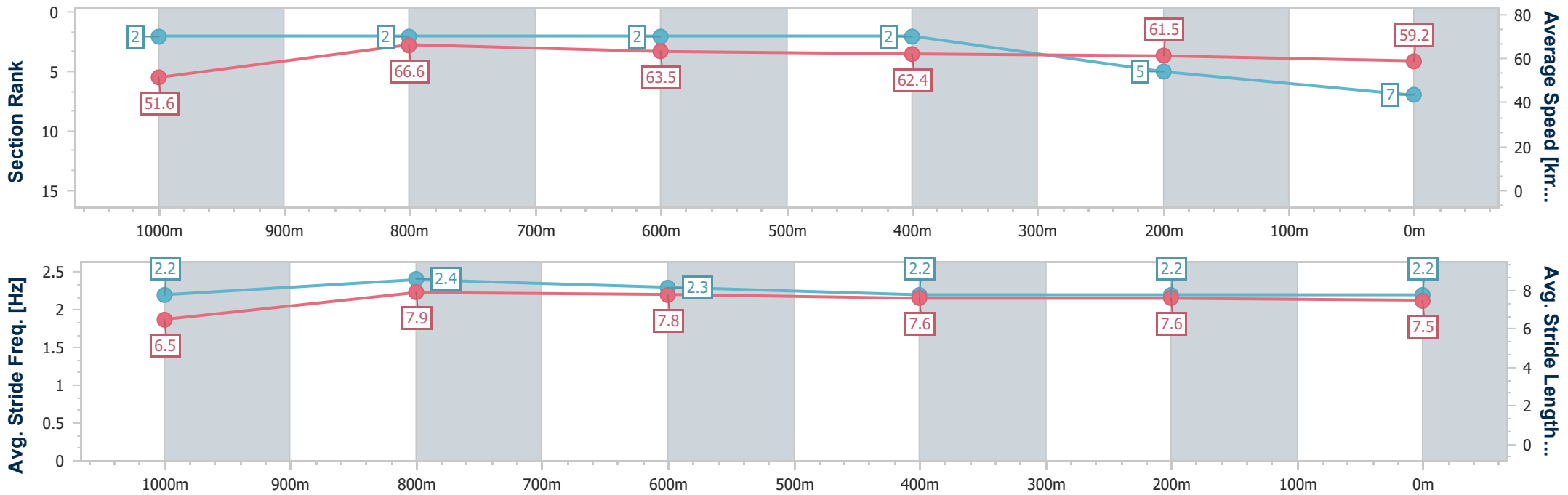
Horse/Jockey Name	Explosive Dragon
Final Rank	7
Fastest Section Time (Section)	0:10.85 (1000m)
Top Speed [km/h] (Section)	68.9 (Overall)
Race State	Finished



Ipswich QLD Professional
 Race 8: TEMPUS TWO BENCHMARK 58 Handicap - 1200m
 01 March 2025 - 16:05
 Track Rating: Good 4, Weather: Fine, Rail Position: True



Section	Overall	1000m	800m	600m	400m	200m
Section Times	1:11.52 [7] (0:13.97)	0:57.55 [2] (0:10.85)	0:46.70 [2] (0:11.36)	0:35.34 [2] (0:11.51)	0:23.83 [2] (0:11.67)	0:12.16 [5] (0:12.16)
Average Speed [km/h]	51.6	66.6	63.5	62.4	61.5	59.2
Top Speed [km/h]	68.9	68.7	64.5	63.7	62.2	61.1
Avg. Dist. to Rail [m]	8.4	2.6	0.4	0.3	0.8	2.9
Avg. Stride Freq. [Hz]	2.2	2.4	2.3	2.2	2.2	2.2
Avg. Stride Length [m]	6.5	7.9	7.8	7.6	7.6	7.5



- [] Ranking at each section and finish
- .-.- No data available at this section
- NA No data available

Track Rating: Good 4, Weather: Fine, Rail Position: True

Section		Field Times										Last 600m		
Rank	TAB	Horse/Jockey	Barrier	Top Speed [km/h]	Fastest Section	Overall	1000m	800m	600m	400m	200m	Margin	Margin	Distance Travelled [m]
1	10	SHORE TO HAPPEN Anthony Allen	3	Data was not able to be tracked for this horse		-:--:-	-:--:-	-:--:-	-:--:-	-:--:-	-:--:-	1:10.33	-:--:-	----
2	12	MISS ZERMATT Jai Williams	13	67.6 1000m	0:10.99 1000m	1:10.75 [2] (0:14.03)	0:56.72 [1] (0:10.99)	0:45.73 [1] (0:11.46)	0:34.27 [1] (0:11.19)	0:23.08 [1] (0:11.25)	0:11.83 [2] (0:11.83)	2.5L	0:34.27	--
3	16	STAR CHANCE Jackson Murphy	6	65.6 1000m	0:11.09 1000m	1:10.92 [3] (0:14.43)	0:56.49 [4] (0:11.09)	0:45.40 [4] (0:11.27)	0:34.13 [4] (0:11.29)	0:22.84 [5] (0:11.31)	0:11.53 [5] (0:11.53)	3.49L	0:34.13	--
4	6	AERIAL BAY Chelsea Baker	5	65.5 1000m	0:11.13 1000m	1:10.97 [4] (0:14.18)	0:56.79 [3] (0:11.13)	0:45.66 [3] (0:11.36)	0:34.30 [3] (0:11.25)	0:23.05 [4] (0:11.41)	0:11.64 [4] (0:11.64)	3.78L	0:34.30	--
5	9	STRONG MARTINI Jace McMurray	7	66.1 400m	0:11.09 1000m	1:11.02 [5] (0:14.70)	0:56.32 [5] (0:11.09)	0:45.23 [5] (0:11.24)	0:33.99 [6] (0:11.33)	0:22.66 [7] (0:11.16)	0:11.50 [6] (0:11.50)	4.08L	0:33.99	--
6	3	TRAPEZE TORQUE Jaden Lloyd	10	65.3 400m	0:11.15 400m	1:11.06 [6] (0:15.00)	0:56.06 [7] (0:11.18)	0:44.88 [7] (0:11.22)	0:33.66 [9] (0:11.20)	0:22.46 [9] (0:11.15)	0:11.31 [8] (0:11.31)	4.3L	0:33.66	--
7	14	ASTIN LANE Siobhan Rutledge	8	66.3 800m	0:11.02 800m	1:11.25 [7] (0:15.16)	0:56.09 [8] (0:11.16)	0:44.93 [8] (0:11.02)	0:33.91 [8] (0:11.15)	0:22.76 [8] (0:11.20)	0:11.56 [7] (0:11.56)	5.4L	0:33.91	--
8	7	ROADHOUSE Samantha Collett	4	65.8 1000m	0:11.04 1000m	1:11.33 [8] (0:14.14)	0:57.19 [2] (0:11.04)	0:46.15 [2] (0:11.40)	0:34.75 [2] (0:11.23)	0:23.52 [3] (0:11.42)	0:12.10 [3] (0:12.10)	5.87L	0:34.75	--
9	13	PREVARICATE Morgan Butler	1	66.6 1000m	0:11.03 1000m	1:13.24 [9] (0:14.99)	0:58.25 [6] (0:11.03)	0:47.22 [6] (0:11.03)	0:36.19 [7] (0:11.28)	0:24.91 [6] (0:11.67)	0:13.24 [9] (0:13.24)	17.12L	0:36.19	--

Scratched: Miss Bacall (#15), Mio Sorrento (#1), Almighty Rising (#8), Hit (#11), Nightcapped (#4), Duntroon Lass (#5), Silver City (#2)



Horse/Jockey Name	Miss Zermatt
Final Rank	2
Fastest Section Time (Section)	0:10.99 (1000m)
Top Speed [km/h] (Section)	67.6 (1000m)
Race State	Finished



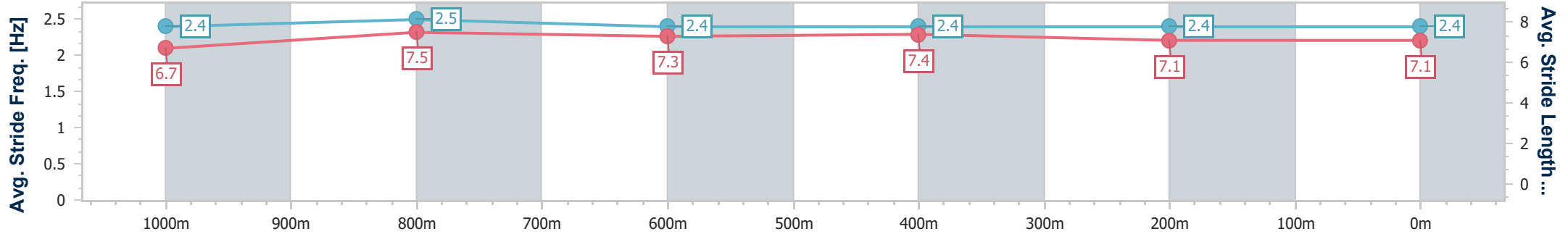
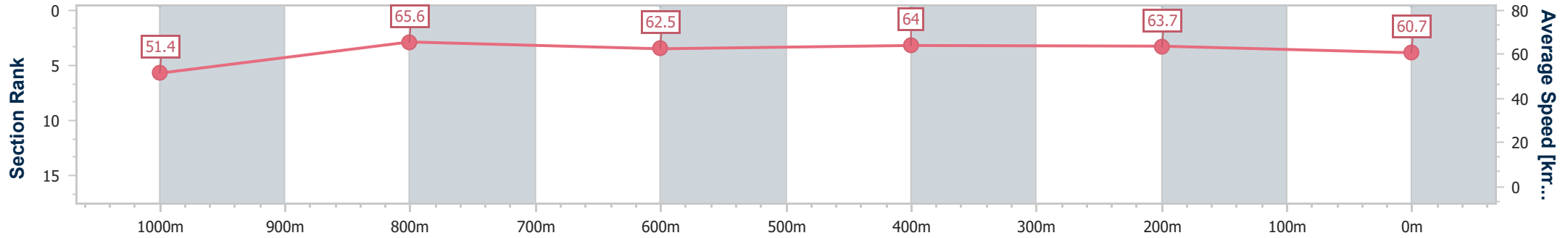
Ipswich QLD Professional
Race 9: GREAT NORTHERN BENCHMARK 58 Handicap - 1200m



01 March 2025 - 16:44

Track Rating: Good 4, Weather: Fine, Rail Position: True

Section	Overall	1000m	800m	600m	400m	200m
Section Times	1:10.75 [2] (0:14.03)	0:56.72 [1] (0:10.99)	0:45.73 [1] (0:11.46)	0:34.27 [1] (0:11.19)	0:23.08 [1] (0:11.25)	0:11.83 [2] (0:11.83)
Average Speed [km/h]	51.4	65.6	62.5	64.0	63.7	60.7
Top Speed [km/h]	67.3	67.6	64.0	64.6	64.9	62.9
Avg. Dist. to Rail [m]	9.5	1.6	0.9	1.5	1.0	1.0
Avg. Stride Freq. [Hz]	2.4	2.5	2.4	2.4	2.4	2.4
Avg. Stride Length [m]	6.7	7.5	7.3	7.4	7.1	7.1



- [] Ranking at each section and finish
- .-.- No data available at this section
- NA No data available



Horse/Jockey Name	Star Chance
Final Rank	3
Fastest Section Time (Section)	0:11.09 (1000m)
Top Speed [km/h] (Section)	65.6 (1000m)
Race State	Finished



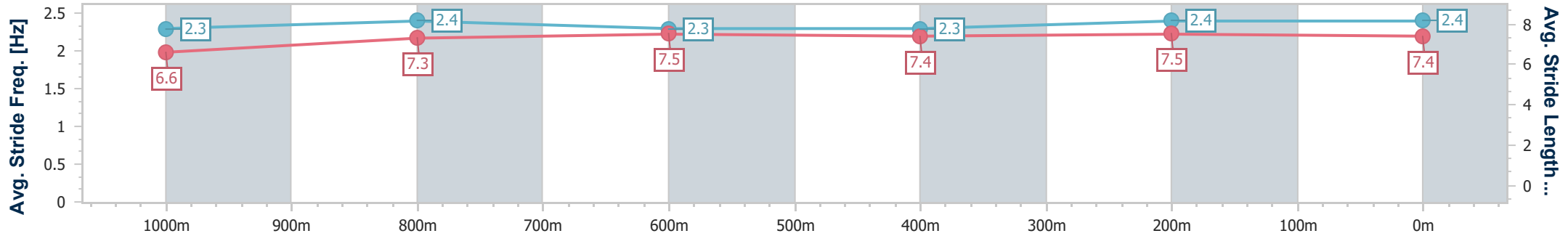
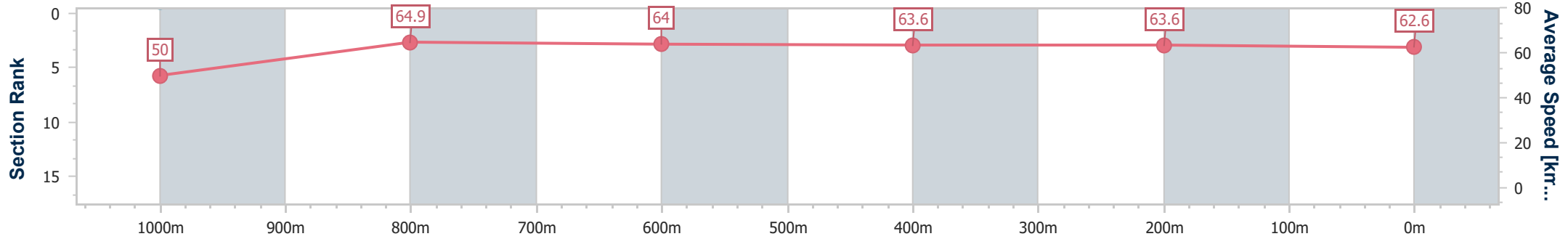
Ipswich QLD Professional
Race 9: GREAT NORTHERN BENCHMARK 58 Handicap - 1200m



01 March 2025 - 16:44

Track Rating: Good 4, Weather: Fine, Rail Position: True

Section	Overall	1000m	800m	600m	400m	200m
Section Times	1:10.92 [3] (0:14.43)	0:56.49 [4] (0:11.09)	0:45.40 [4] (0:11.27)	0:34.13 [4] (0:11.29)	0:22.84 [5] (0:11.31)	0:11.53 [5] (0:11.53)
Average Speed [km/h]	50.0	64.9	64.0	63.6	63.6	62.6
Top Speed [km/h]	65.2	65.6	64.8	63.9	64.0	64.0
Avg. Dist. to Rail [m]	5.7	1.2	0.3	0.4	0.5	1.1
Avg. Stride Freq. [Hz]	2.3	2.4	2.3	2.3	2.4	2.4
Avg. Stride Length [m]	6.6	7.3	7.5	7.4	7.5	7.4



- [] Ranking at each section and finish
- .-.- No data available at this section
- NA No data available



Horse/Jockey Name	Aerial Bay
Final Rank	4
Fastest Section Time (Section)	0:11.13 (1000m)
Top Speed [km/h] (Section)	65.5 (1000m)
Race State	Finished



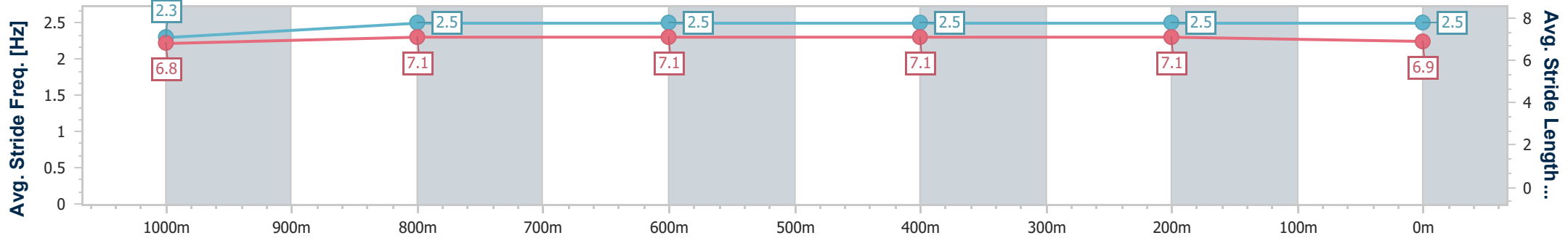
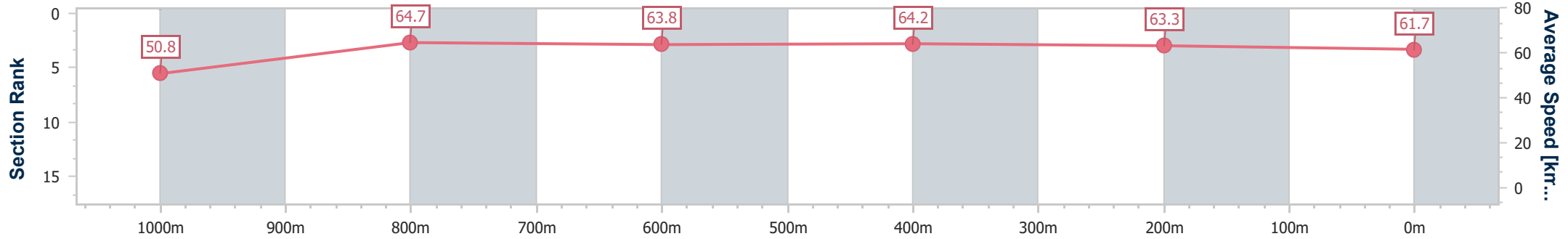
Ipswich QLD Professional
Race 9: GREAT NORTHERN BENCHMARK 58 Handicap - 1200m



01 March 2025 - 16:44

Track Rating: Good 4, Weather: Fine, Rail Position: True

Section	Overall	1000m	800m	600m	400m	200m
Section Times	1:10.97 [4] (0:14.18)	0:56.79 [3] (0:11.13)	0:45.66 [3] (0:11.36)	0:34.30 [3] (0:11.25)	0:23.05 [4] (0:11.41)	0:11.64 [4] (0:11.64)
Average Speed [km/h]	50.8	64.7	63.8	64.2	63.3	61.7
Top Speed [km/h]	65.2	65.5	64.6	65.2	63.9	63.8
Avg. Dist. to Rail [m]	5.1	1.8	0.8	0.6	1.7	4.0
Avg. Stride Freq. [Hz]	2.3	2.5	2.5	2.5	2.5	2.5
Avg. Stride Length [m]	6.8	7.1	7.1	7.1	7.1	6.9



- [] Ranking at each section and finish
- .-.- No data available at this section
- NA No data available



Horse/Jockey Name	Strong Martini
Final Rank	5
Fastest Section Time (Section)	0:11.09 (1000m)
Top Speed [km/h] (Section)	66.1 (400m)
Race State	Finished



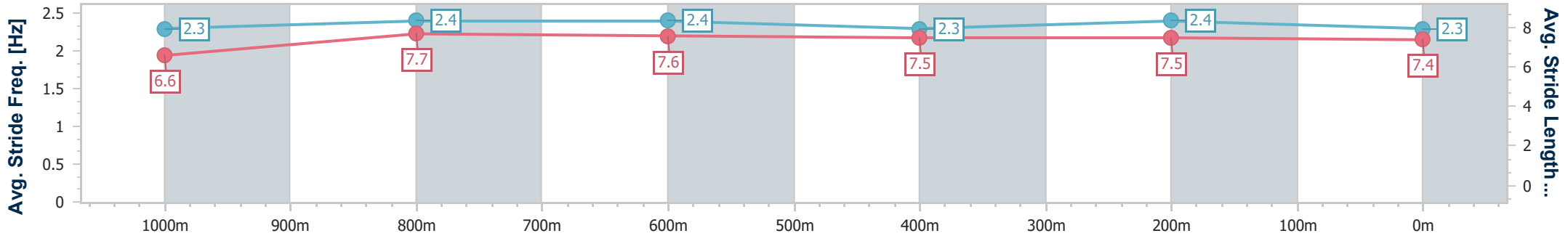
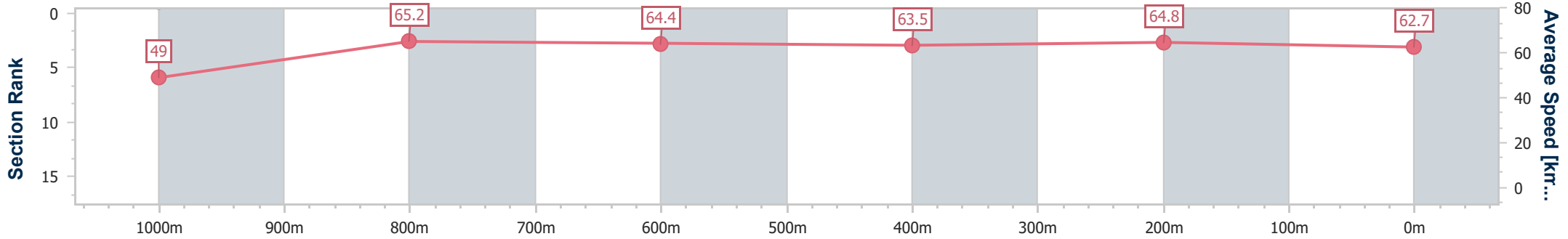
Ipswich QLD Professional
Race 9: GREAT NORTHERN BENCHMARK 58 Handicap - 1200m



01 March 2025 - 16:44

Track Rating: Good 4, Weather: Fine, Rail Position: True

Section	Overall	1000m	800m	600m	400m	200m
Section Times	1:11.02 [5] (0:14.70)	0:56.32 [5] (0:11.09)	0:45.23 [5] (0:11.24)	0:33.99 [6] (0:11.33)	0:22.66 [7] (0:11.16)	0:11.50 [6] (0:11.50)
Average Speed [km/h]	49.0	65.2	64.4	63.5	64.8	62.7
Top Speed [km/h]	65.0	66.0	65.8	64.9	66.1	64.6
Avg. Dist. to Rail [m]	6.4	1.7	0.9	0.6	2.2	5.3
Avg. Stride Freq. [Hz]	2.3	2.4	2.4	2.3	2.4	2.3
Avg. Stride Length [m]	6.6	7.7	7.6	7.5	7.5	7.4



- [] Ranking at each section and finish
- .-.- No data available at this section
- NA No data available



Horse/Jockey Name	Trapeze Torque
Final Rank	6
Fastest Section Time (Section)	0:11.15 (400m)
Top Speed [km/h] (Section)	65.3 (400m)
Race State	Finished



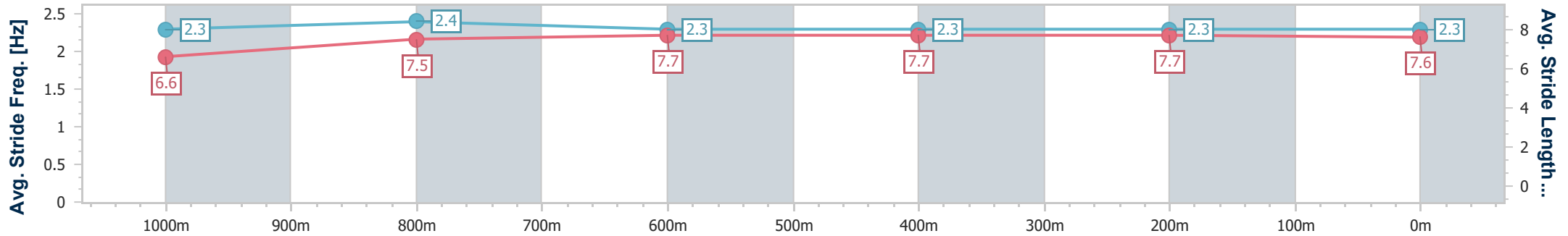
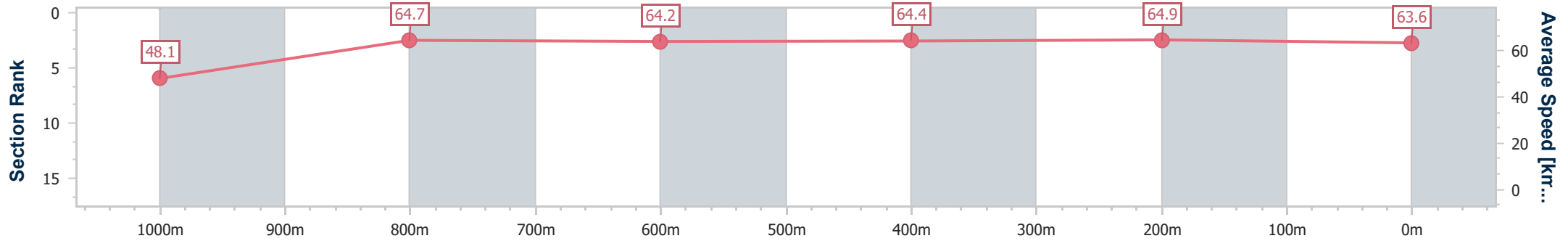
Ipswich QLD Professional
Race 9: GREAT NORTHERN BENCHMARK 58 Handicap - 1200m



01 March 2025 - 16:44

Track Rating: Good 4, Weather: Fine, Rail Position: True

Section	Overall	1000m	800m	600m	400m	200m
Section Times	1:11.06 [6] (0:15.00)	0:56.06 [7] (0:11.18)	0:44.88 [7] (0:11.22)	0:33.66 [9] (0:11.20)	0:22.46 [9] (0:11.15)	0:11.31 [8] (0:11.31)
Average Speed [km/h]	48.1	64.7	64.2	64.4	64.9	63.6
Top Speed [km/h]	63.9	65.2	65.1	65.2	65.3	64.7
Avg. Dist. to Rail [m]	7.6	1.5	0.4	0.3	2.4	6.3
Avg. Stride Freq. [Hz]	2.3	2.4	2.3	2.3	2.3	2.3
Avg. Stride Length [m]	6.6	7.5	7.7	7.7	7.7	7.6



- [] Ranking at each section and finish
- .-.- No data available at this section
- NA No data available



Horse/Jockey Name	Astin Lane
Final Rank	7
Fastest Section Time (Section)	0:11.02 (800m)
Top Speed [km/h] (Section)	66.3 (800m)
Race State	Finished



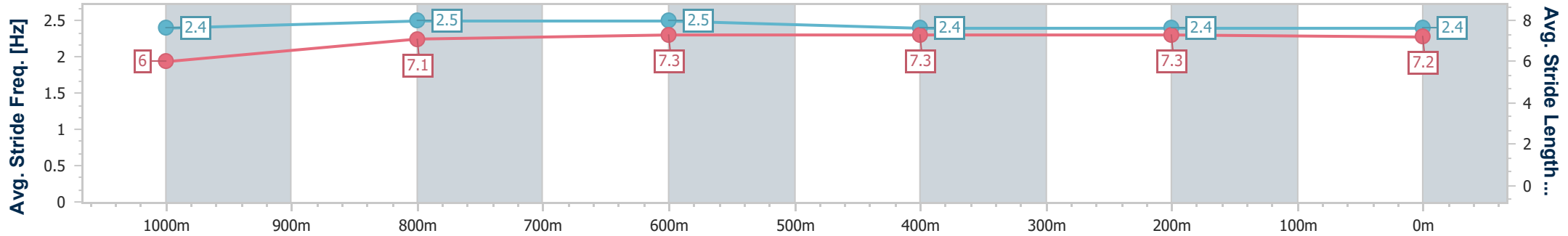
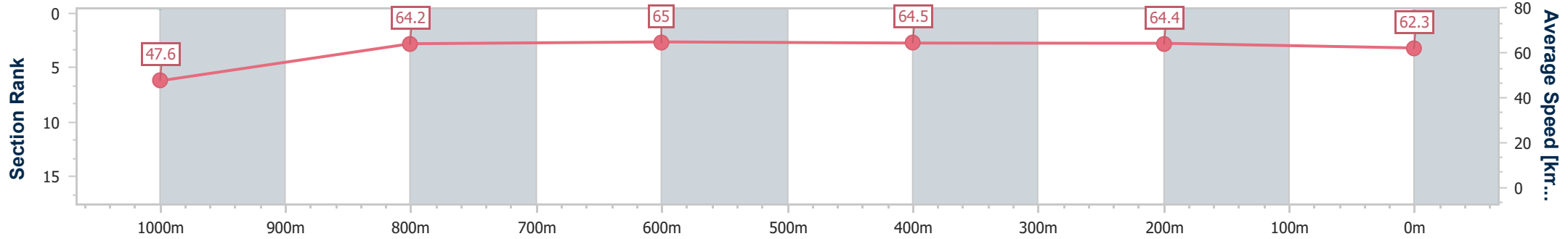
Ipswich QLD Professional
Race 9: GREAT NORTHERN BENCHMARK 58 Handicap - 1200m



01 March 2025 - 16:44

Track Rating: Good 4, Weather: Fine, Rail Position: True

Section	Overall	1000m	800m	600m	400m	200m
Section Times	1:11.25 [7] (0:15.16)	0:56.09 [8] (0:11.16)	0:44.93 [8] (0:11.02)	0:33.91 [8] (0:11.15)	0:22.76 [8] (0:11.20)	0:11.56 [7] (0:11.56)
Average Speed [km/h]	47.6	64.2	65.0	64.5	64.4	62.3
Top Speed [km/h]	64.6	64.7	66.3	65.7	65.5	65.3
Avg. Dist. to Rail [m]	4.0	0.7	1.1	0.7	1.4	1.4
Avg. Stride Freq. [Hz]	2.4	2.5	2.5	2.4	2.4	2.4
Avg. Stride Length [m]	6.0	7.1	7.3	7.3	7.3	7.2



- [] Ranking at each section and finish
- .-.- No data available at this section
- NA No data available



Horse/Jockey Name	Roadhouse
Final Rank	8
Fastest Section Time (Section)	0:11.04 (1000m)
Top Speed [km/h] (Section)	65.8 (1000m)
Race State	Finished



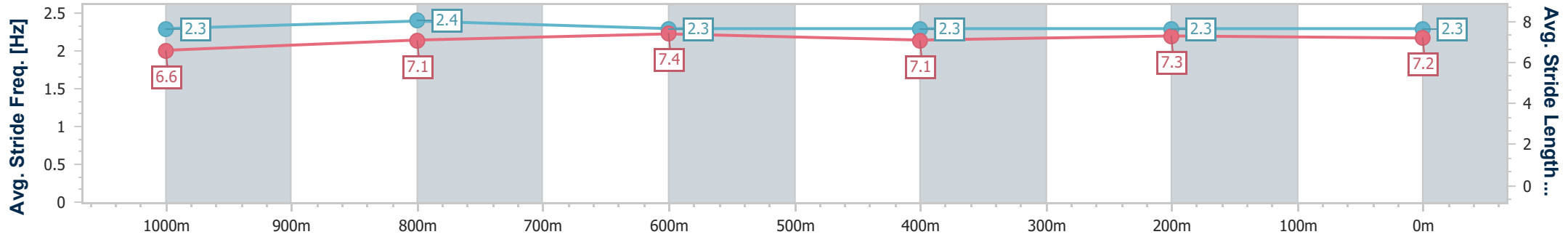
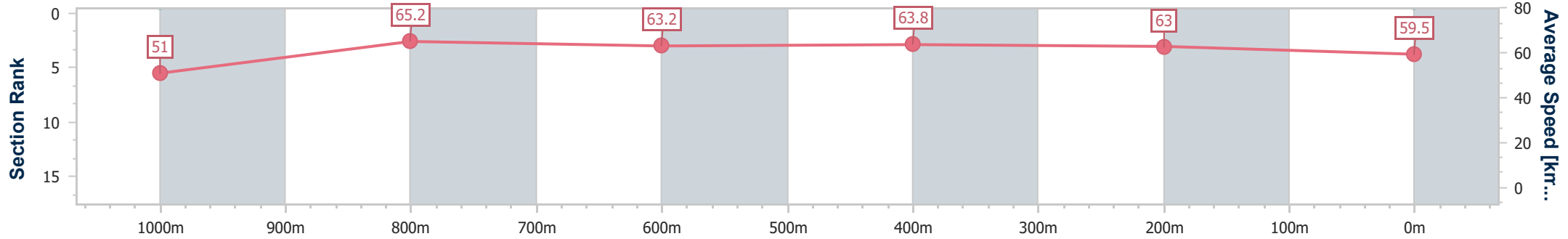
Ipswich QLD Professional
Race 9: GREAT NORTHERN BENCHMARK 58 Handicap - 1200m



01 March 2025 - 16:44

Track Rating: Good 4, Weather: Fine, Rail Position: True

Section	Overall	1000m	800m	600m	400m	200m
Section Times	1:11.33 [8] (0:14.14)	0:57.19 [2] (0:11.04)	0:46.15 [2] (0:11.40)	0:34.75 [2] (0:11.23)	0:23.52 [3] (0:11.42)	0:12.10 [3] (0:12.10)
Average Speed [km/h]	51.0	65.2	63.2	63.8	63.0	59.5
Top Speed [km/h]	65.5	65.8	64.1	64.8	63.4	62.4
Avg. Dist. to Rail [m]	3.7	0.5	0.3	0.6	1.0	2.1
Avg. Stride Freq. [Hz]	2.3	2.4	2.3	2.3	2.3	2.3
Avg. Stride Length [m]	6.6	7.1	7.4	7.1	7.3	7.2



- [] Ranking at each section and finish
- .-.- No data available at this section
- NA No data available



Horse/Jockey Name	Prevaricate
Final Rank	9
Fastest Section Time (Section)	0:11.03 (1000m)
Top Speed [km/h] (Section)	66.6 (1000m)
Race State	Finished



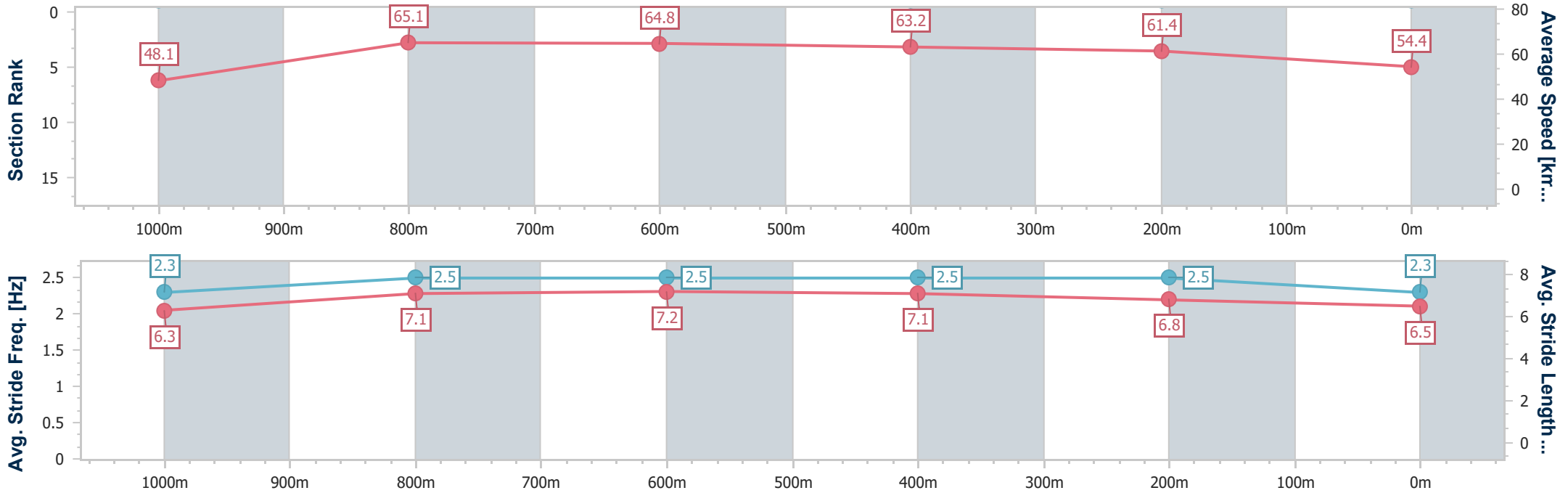
Ipswich QLD Professional
Race 9: GREAT NORTHERN BENCHMARK 58 Handicap - 1200m



01 March 2025 - 16:44

Track Rating: Good 4, Weather: Fine, Rail Position: True

Section	Overall	1000m	800m	600m	400m	200m
Section Times	1:13.24 [9] (0:14.99)	0:58.25 [6] (0:11.03)	0:47.22 [6] (0:11.03)	0:36.19 [7] (0:11.28)	0:24.91 [6] (0:11.67)	0:13.24 [9] (0:13.24)
Average Speed [km/h]	48.1	65.1	64.8	63.2	61.4	54.4
Top Speed [km/h]	63.6	66.6	66.6	63.6	63.3	59.9
Avg. Dist. to Rail [m]	3.2	1.1	2.1	1.8	0.7	1.2
Avg. Stride Freq. [Hz]	2.3	2.5	2.5	2.5	2.5	2.3
Avg. Stride Length [m]	6.3	7.1	7.2	7.1	6.8	6.5



- [] Ranking at each section and finish
- .-.- No data available at this section
- NA No data available



Horse/Jockey Name	Shore To Happen
Final Rank	1
Fastest Section Time (Section)	-:--:--
Top Speed [km/h] (Section)	--.-
Race State	DidNotTrack



Ipswich QLD Professional
 Race 9: GREAT NORTHERN BENCHMARK 58 Handicap -
 1200m



01 March 2025 - 16:44

Track Rating: Good 4, Weather: Fine, Rail Position: True

Section	Overall	1000m	800m	600m	400m	200m							
Section Times	-:--:--	-:--:--	-:--:--	-:--:--	-:--:--	-:--:--							
Average Speed [km/h]	--.-	--.-	--.-	--.-	--.-	--.-							
Top Speed [km/h]	--.-	--.-	--.-	--.-	--.-	--.-							
Avg. Dist. to Rail [m]	--	--	--	--	--	--							
Avg. Stride Freq. [Hz]	--.-	--.-	--.-	--.-	--.-	--.-							
Avg. Stride Length [m]	--.-	--.-	--.-	--.-	--.-	--.-							

- [] Ranking at each section and finish
- :--:-- No data available at this section
- NA No data available