



Eagle Farm QLD Professional

Race 1: BRC MEMBERSHIP Class 3 Handicap - 1600m

01 March 2025 - 12:17



BRISBANE
RACING CLUB

Track Rating: Good 4, Weather: Fine, Rail Position: +2.5m Entire

Section		Overall	1400m	1200m	1000m	800m	600m	400m	Last 600m				
Field Times		1:34.89 (0:13.66)	1:21.23 (0:11.05)	1:10.18 (0:11.55)	0:58.63 (0:11.97)	0:46.66 (0:12.07)	0:34.59 (0:11.47)	0:23.12 (0:11.25)	0:34.59				
Rank	TAB Horse/Jockey	Barrier	Top Speed [km/h]	Fastest Section									Distance Travelled [m]
1	2 IMATRUESTAR Robbie Dolan	5	68.1 400m	0:10.86 400m	1:34.89 [1] (0:14.11)	1:20.78 [6] (0:11.17)	1:09.61 [5] (0:11.67)	0:57.94 [6] (0:11.93)	0:46.01 [5] (0:12.15)	0:33.86 [6] (0:11.26)	0:22.60 [6] (0:10.86)	0:33.86	
2	9 JENNI MOREESE Mark Du Plessis	4	66.4 400m	0:11.01 600m	1:34.96 [2] (0:14.10)	1:20.86 [5] (0:11.23)	1:09.63 [6] (0:11.56)	0:58.07 [5] (0:12.00)	0:46.07 [6] (0:12.08)	0:33.99 [5] (0:11.01)	0:22.98 [2] (0:11.04)	0:33.99	-7
3	6 GODZILLA Emily Lang	1	66.7 400m	0:11.04 400m	1:35.06 [3] (0:13.86)	1:21.20 [4] (0:11.24)	1:09.96 [4] (0:11.53)	0:58.43 [4] (0:11.94)	0:46.49 [4] (0:12.05)	0:34.44 [3] (0:11.42)	0:23.02 [3] (0:11.04)	0:34.44	-2
4	4 ABLE SEAMAN Cejay Graham	3	67.3 600m	0:11.03 400m	1:35.23 [4] (0:13.84)	1:21.39 [3] (0:11.24)	1:10.15 [3] (0:11.52)	0:58.63 [3] (0:11.93)	0:46.70 [3] (0:12.21)	0:34.49 [4] (0:11.43)	0:23.06 [4] (0:11.03)	0:34.49	+7
5	3 FAIRWAY CHOICE Kyle Wilson-Taylor	6	67.9 400m	0:10.93 400m	1:35.32 [5] (0:14.48)	1:20.84 [7] (0:11.16)	1:09.68 [7] (0:11.54)	0:58.14 [7] (0:11.93)	0:46.21 [7] (0:12.19)	0:34.02 [8] (0:11.33)	0:22.69 [7] (0:10.93)	0:34.02	-1
6	1 INFLUENTIAL Andrew Mallyon	2	66.3 1400m	0:11.05 1400m	1:35.41 [6] (0:13.66)	1:21.75 [1] (0:11.05)	1:10.70 [1] (0:11.55)	0:59.15 [1] (0:11.97)	0:47.18 [1] (0:12.07)	0:35.11 [1] (0:11.47)	0:23.64 [1] (0:11.28)	0:35.11	-4
7	5 ARCHERS REIGN Bailey Wheeler	8	65.8 1400m	0:11.19 1400m	1:36.18 [7] (0:13.80)	1:22.38 [2] (0:11.19)	1:11.19 [2] (0:11.54)	0:59.65 [2] (0:11.74)	0:47.91 [2] (0:12.17)	0:35.74 [2] (0:11.77)	0:23.97 [5] (0:11.25)	0:35.74	+1
8	7 SHURI Damien Thornton	7	66.6 1400m	0:11.03 1400m	1:37.50 [8] (0:14.68)	1:22.82 [8] (0:11.03)	1:11.79 [8] (0:11.49)	1:00.30 [8] (0:12.01)	0:48.29 [8] (0:12.02)	0:36.27 [7] (0:11.54)	0:24.73 [8] (0:11.50)	0:36.27	+3

Scratched: Watermelon (#8)

[] Ranking at each section and finish
 -:-:- No data available at this section
 NA No data available

SCN Saddle cloth number
 DNF Did not finish
 DNT Did not track



Eagle Farm QLD Professional

Race 1: BRC MEMBERSHIP Class 3 Handicap - 1600m

01 March 2025 - 12:17



BRISBANE
RACING CLUB

Track Rating: Good 4, Weather: Fine, Rail Position: +2.5m Entire

Section							200m			Last 600m
Field Times							0:11.87			0:34.59
							(0:11.87)			
Rank	TAB	Horse/Jockey	Barrier	Top Speed [km/h]	Fastest Section	Margin				Distance Travelled [m]
1	2	IMATRUESTAR	5	68.1	0:10.86	0:11.74 [4]	1:34.89			0:33.86
		Robbie Dolan		400m	400m	(0:11.74)				
2	9	JENNI MOREESE	4	66.4	0:11.01	0:11.94 [1]	0.46L			0:33.99
		Mark Du Plessis		400m	600m	(0:11.94)				-7
3	6	GODZILLA	1	66.7	0:11.04	0:11.98 [3]	1L			0:34.44
		Emily Lang		400m	400m	(0:11.98)				-2
4	4	ABLE SEAMAN	3	67.3	0:11.03	0:12.03 [5]	2.03L			0:34.49
		Cejay Graham		600m	400m	(0:12.03)				+7
5	3	FAIRWAY CHOICE	6	67.9	0:10.93	0:11.76 [7]	2.56L			0:34.02
		Kyle Wilson-Taylor		400m	400m	(0:11.76)				-1
6	1	INFLUENTIAL	2	66.3	0:11.05	0:12.36 [2]	3.07L			0:35.11
		Andrew Mallyon		1400m	1400m	(0:12.36)				-4
7	5	ARCHERS REIGN	8	65.8	0:11.19	0:12.72 [6]	7.61L			0:35.74
		Bailey Wheeler		1400m	1400m	(0:12.72)				+1
8	7	SHURI	7	66.6	0:11.03	0:13.23 [8]	15.37L			0:36.27
		Damien Thornton		1400m	1400m	(0:13.23)				+3

Scratched: Watermelon (#8)



Horse/Jockey Name	Imatruestar
Final Rank	1
Fastest Section Time (Section)	0:10.86 (400m)
Top Speed [km/h] (Section)	68.1 (400m)
Race State	Finished



Eagle Farm QLD Professional

Race 1: BRC MEMBERSHIP Class 3 Handicap - 1600m

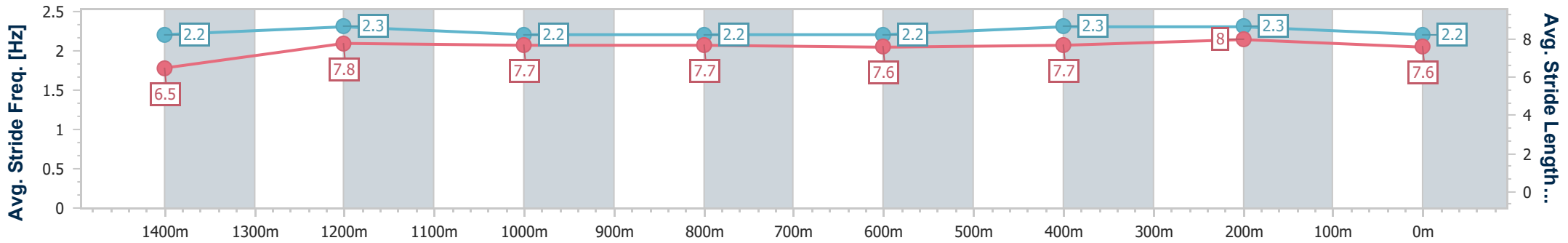
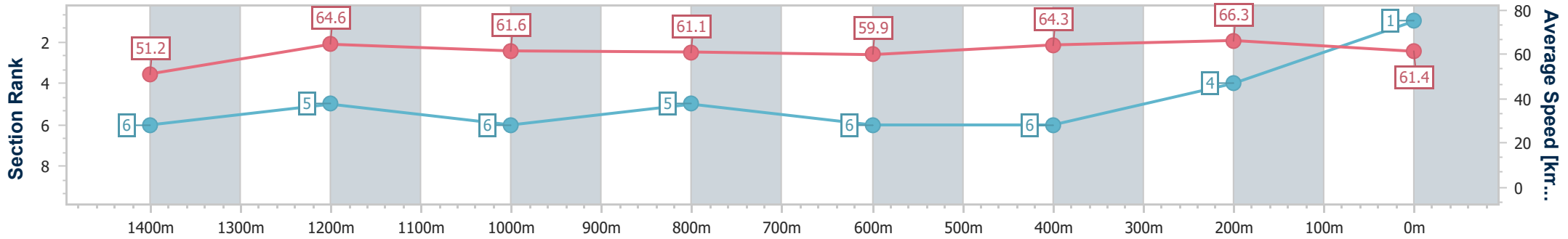
01 March 2025 - 12:17

Track Rating: Good 4, Weather: Fine, Rail Position: +2.5m Entire



BRISBANE RACING CLUB

Section	Overall	1400m	1200m	1000m	800m	600m	400m	200m
Section Times	1:34.89 [1] (0:14.11)	1:20.78 [6] (0:11.17)	1:09.61 [5] (0:11.67)	0:57.94 [6] (0:11.93)	0:46.01 [5] (0:12.15)	0:33.86 [6] (0:11.26)	0:22.60 [6] (0:10.86)	0:11.74 [4] (0:11.74)
Average Speed [km/h]	51.2	64.6	61.6	61.1	59.9	64.3	66.3	61.4
Top Speed [km/h]	65.8	65.9	63.3	61.8	61.7	67.7	68.1	64.9
Avg. Dist. to Rail [m]	8.3	0.7	0.3	1.8	2.4	1.2	0.6	0.8
Avg. Stride Freq. [Hz]	2.2	2.3	2.2	2.2	2.2	2.3	2.3	2.2
Avg. Stride Length [m]	6.5	7.8	7.7	7.7	7.6	7.7	8.0	7.6



- [] Ranking at each section and finish
- .-.- No data available at this section
- NA No data available



Horse/Jockey Name	Jenni Moreese
Final Rank	2
Fastest Section Time (Section)	0:11.01 (600m)
Top Speed [km/h] (Section)	66.4 (400m)
Race State	Finished



Eagle Farm QLD Professional

Race 1: BRC MEMBERSHIP Class 3 Handicap - 1600m

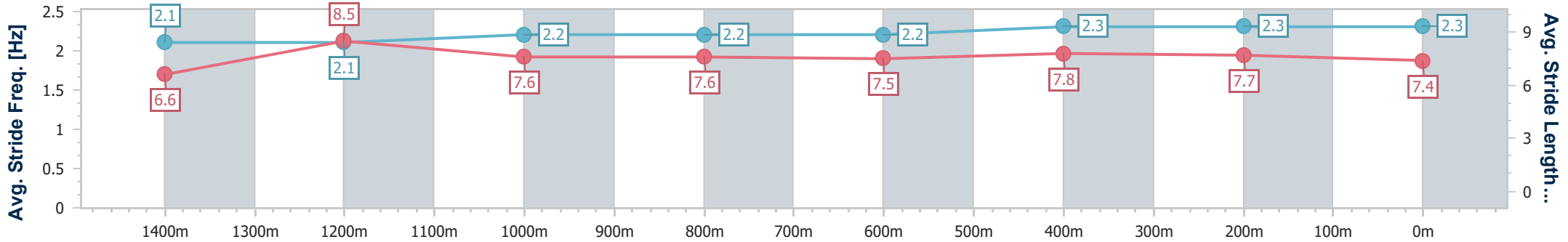
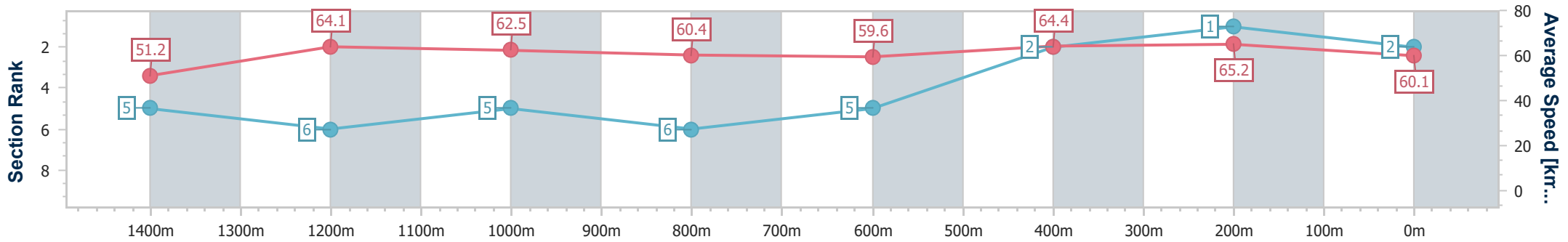
01 March 2025 - 12:17

Track Rating: Good 4, Weather: Fine, Rail Position: +2.5m Entire



BRISBANE RACING CLUB

Section	Overall	1400m	1200m	1000m	800m	600m	400m	200m
Section Times	1:34.96 [2] (0:14.10)	1:20.86 [5] (0:11.23)	1:09.63 [6] (0:11.56)	0:58.07 [5] (0:12.00)	0:46.07 [6] (0:12.08)	0:33.99 [5] (0:11.01)	0:22.98 [2] (0:11.04)	0:11.94 [1] (0:11.94)
Average Speed [km/h]	51.2	64.1	62.5	60.4	59.6	64.4	65.2	60.1
Top Speed [km/h]	64.1	64.6	63.4	61.3	60.3	65.7	66.4	62.5
Avg. Dist. to Rail [m]	7.2	0.4	1.8	1.8	0.7	3.7	2.0	2.1
Avg. Stride Freq. [Hz]	2.1	2.1	2.2	2.2	2.2	2.3	2.3	2.3
Avg. Stride Length [m]	6.6	8.5	7.6	7.6	7.5	7.8	7.7	7.4



- [] Ranking at each section and finish
- .-.- No data available at this section
- NA No data available



Horse/Jockey Name	Godzilla
Final Rank	3
Fastest Section Time (Section)	0:11.04 (400m)
Top Speed [km/h] (Section)	66.7 (400m)
Race State	Finished



Eagle Farm QLD Professional

Race 1: BRC MEMBERSHIP Class 3 Handicap - 1600m

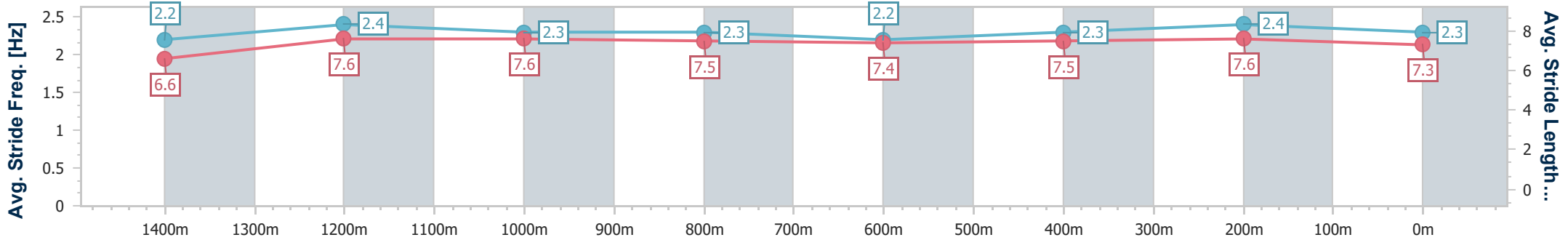
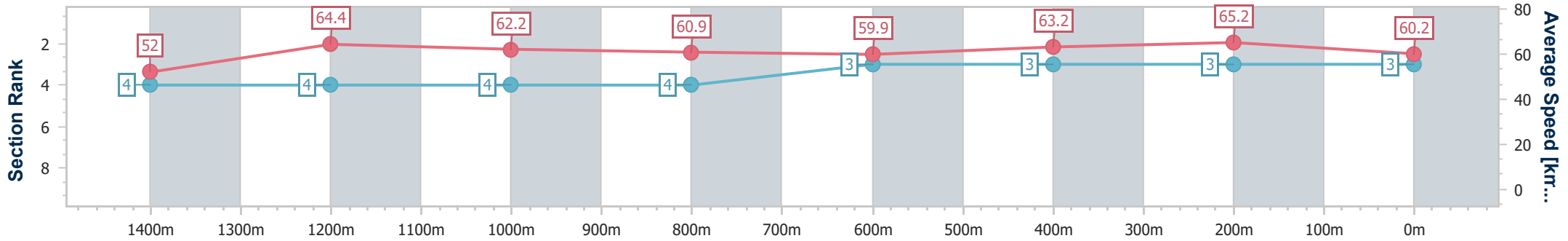
01 March 2025 - 12:17

Track Rating: Good 4, Weather: Fine, Rail Position: +2.5m Entire



BRISBANE RACING CLUB

Section	Overall	1400m	1200m	1000m	800m	600m	400m	200m
Section Times	1:35.06 [3] (0:13.86)	1:21.20 [4] (0:11.24)	1:09.96 [4] (0:11.53)	0:58.43 [4] (0:11.94)	0:46.49 [4] (0:12.05)	0:34.44 [3] (0:11.42)	0:23.02 [3] (0:11.04)	0:11.98 [3] (0:11.98)
Average Speed [km/h]	52.0	64.4	62.2	60.9	59.9	63.2	65.2	60.2
Top Speed [km/h]	64.6	64.8	63.4	61.3	60.8	65.9	66.7	62.6
Avg. Dist. to Rail [m]	5.9	1.3	1.7	1.3	0.9	1.1	3.6	4.3
Avg. Stride Freq. [Hz]	2.2	2.4	2.3	2.3	2.2	2.3	2.4	2.3
Avg. Stride Length [m]	6.6	7.6	7.6	7.5	7.4	7.5	7.6	7.3



- [] Ranking at each section and finish
- .-.- No data available at this section
- NA No data available



Horse/Jockey Name	Able Seaman
Final Rank	4
Fastest Section Time (Section)	0:11.03 (400m)
Top Speed [km/h] (Section)	67.3 (600m)
Race State	Finished



Eagle Farm QLD Professional

Race 1: BRC MEMBERSHIP Class 3 Handicap - 1600m

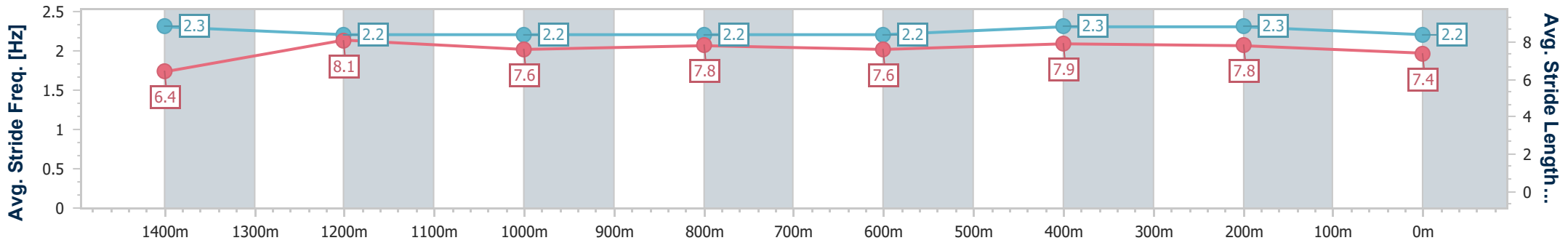
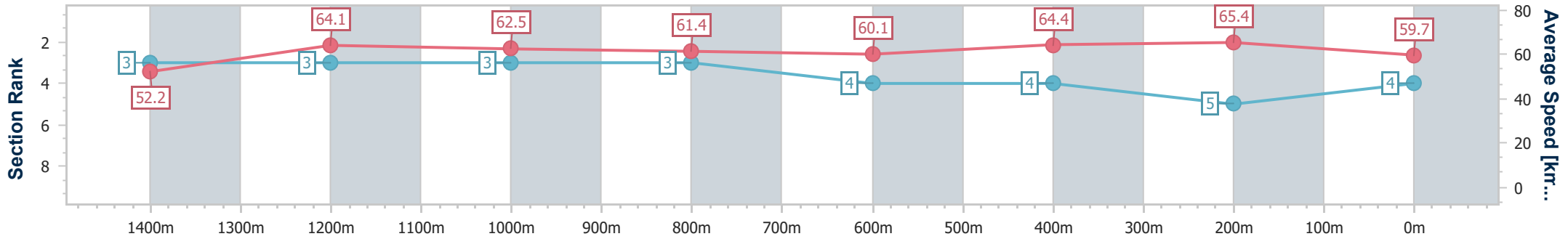
01 March 2025 - 12:17

Track Rating: Good 4, Weather: Fine, Rail Position: +2.5m Entire



BRISBANE RACING CLUB

Section	Overall	1400m	1200m	1000m	800m	600m	400m	200m
Section Times	1:35.23 [4] (0:13.84)	1:21.39 [3] (0:11.24)	1:10.15 [3] (0:11.52)	0:58.63 [3] (0:11.93)	0:46.70 [3] (0:12.21)	0:34.49 [4] (0:11.43)	0:23.06 [4] (0:11.03)	0:12.03 [5] (0:12.03)
Average Speed [km/h]	52.2	64.1	62.5	61.4	60.1	64.4	65.4	59.7
Top Speed [km/h]	65.0	65.4	64.0	62.5	61.8	67.3	67.2	62.3
Avg. Dist. to Rail [m]	7.8	2.3	2.6	2.8	4.5	4.6	7.4	7.2
Avg. Stride Freq. [Hz]	2.3	2.2	2.2	2.2	2.2	2.3	2.3	2.2
Avg. Stride Length [m]	6.4	8.1	7.6	7.8	7.6	7.9	7.8	7.4



- [] Ranking at each section and finish
- .-.- No data available at this section
- NA No data available



Horse/Jockey Name	Fairway Choice
Final Rank	5
Fastest Section Time (Section)	0:10.93 (400m)
Top Speed [km/h] (Section)	67.9 (400m)
Race State	Finished



Eagle Farm QLD Professional

Race 1: BRC MEMBERSHIP Class 3 Handicap - 1600m

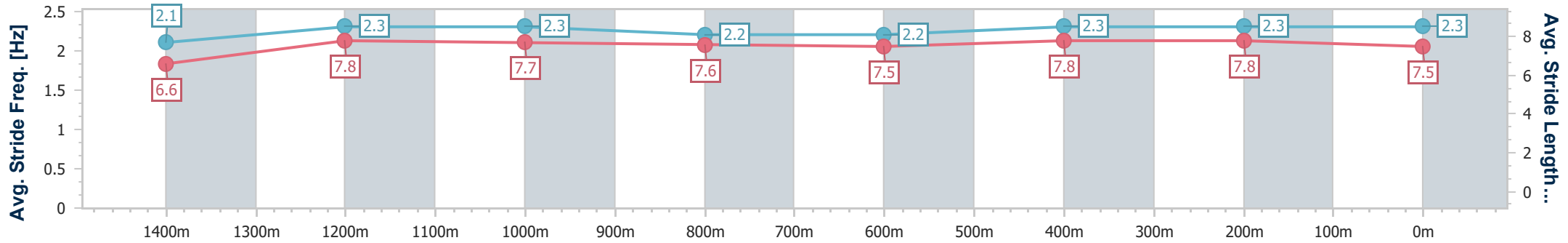
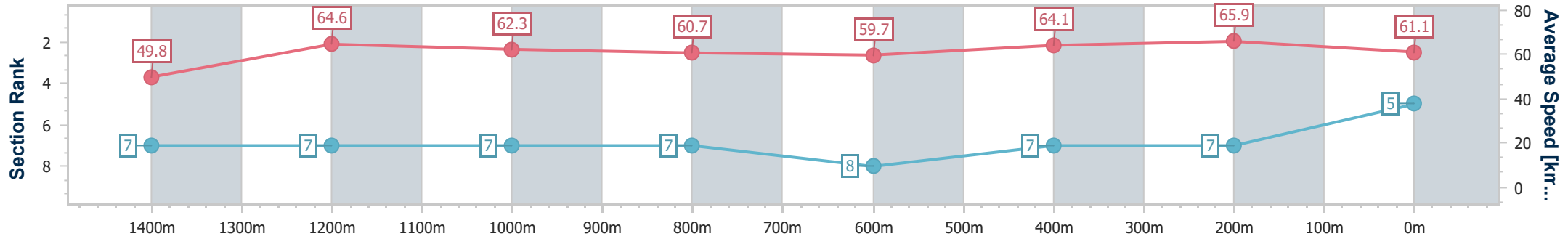
01 March 2025 - 12:17

Track Rating: Good 4, Weather: Fine, Rail Position: +2.5m Entire



BRISBANE RACING CLUB

Section	Overall	1400m	1200m	1000m	800m	600m	400m	200m
Section Times	1:35.32 [5] (0:14.48)	1:20.84 [7] (0:11.16)	1:09.68 [7] (0:11.54)	0:58.14 [7] (0:11.93)	0:46.21 [7] (0:12.19)	0:34.02 [8] (0:11.33)	0:22.69 [7] (0:10.93)	0:11.76 [7] (0:11.76)
Average Speed [km/h]	49.8	64.6	62.3	60.7	59.7	64.1	65.9	61.1
Top Speed [km/h]	64.8	65.8	63.9	61.4	61.5	67.3	67.9	63.6
Avg. Dist. to Rail [m]	8.4	0.8	0.6	0.6	2.9	2.0	6.0	5.8
Avg. Stride Freq. [Hz]	2.1	2.3	2.3	2.2	2.2	2.3	2.3	2.3
Avg. Stride Length [m]	6.6	7.8	7.7	7.6	7.5	7.8	7.8	7.5



- [] Ranking at each section and finish
- .-.- No data available at this section
- NA No data available



Horse/Jockey Name	Influential
Final Rank	6
Fastest Section Time (Section)	0:11.05 (1400m)
Top Speed [km/h] (Section)	66.3 (1400m)
Race State	Finished



Eagle Farm QLD Professional

Race 1: BRC MEMBERSHIP Class 3 Handicap - 1600m

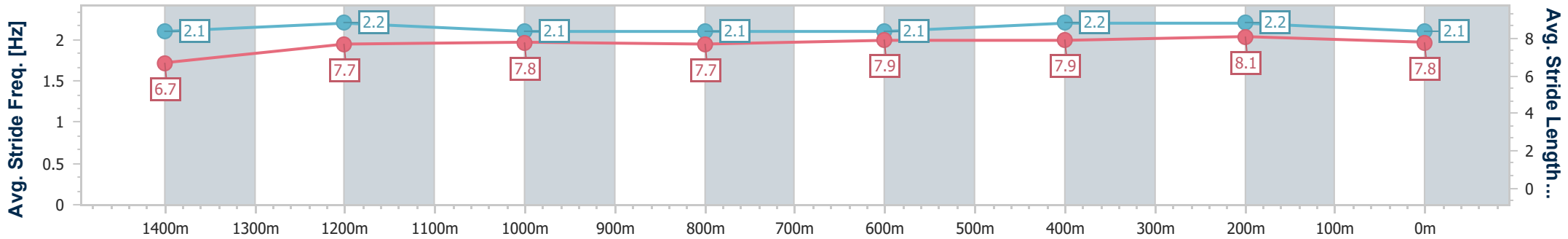
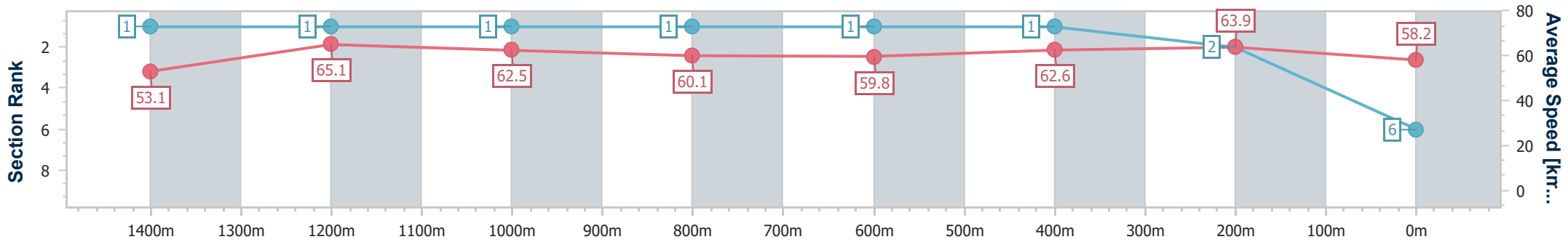
01 March 2025 - 12:17

Track Rating: Good 4, Weather: Fine, Rail Position: +2.5m Entire



BRISBANE RACING CLUB

Section	Overall	1400m	1200m	1000m	800m	600m	400m	200m
Section Times	1:35.41 [6] (0:13.66)	1:21.75 [1] (0:11.05)	1:10.70 [1] (0:11.55)	0:59.15 [1] (0:11.97)	0:47.18 [1] (0:12.07)	0:35.11 [1] (0:11.47)	0:23.64 [1] (0:11.28)	0:12.36 [2] (0:12.36)
Average Speed [km/h]	53.1	65.1	62.5	60.1	59.8	62.6	63.9	58.2
Top Speed [km/h]	66.0	66.3	63.7	60.6	60.7	64.4	64.9	61.4
Avg. Dist. to Rail [m]	6.9	2.0	1.3	0.5	0.3	0.7	0.3	0.6
Avg. Stride Freq. [Hz]	2.1	2.2	2.1	2.1	2.1	2.2	2.2	2.1
Avg. Stride Length [m]	6.7	7.7	7.8	7.7	7.9	7.9	8.1	7.8



- [] Ranking at each section and finish
- .-.- No data available at this section
- NA No data available



Horse/Jockey Name	Archers Reign
Final Rank	7
Fastest Section Time (Section)	0:11.19 (1400m)
Top Speed [km/h] (Section)	65.8 (1400m)
Race State	Finished



Eagle Farm QLD Professional

Race 1: BRC MEMBERSHIP Class 3 Handicap - 1600m

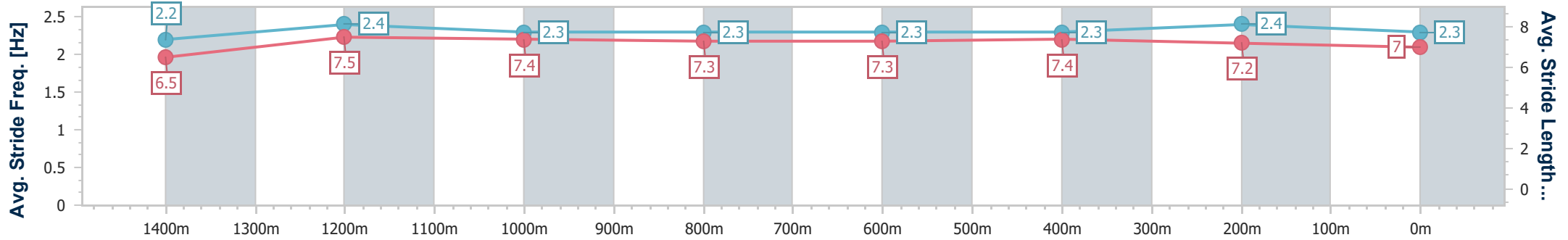
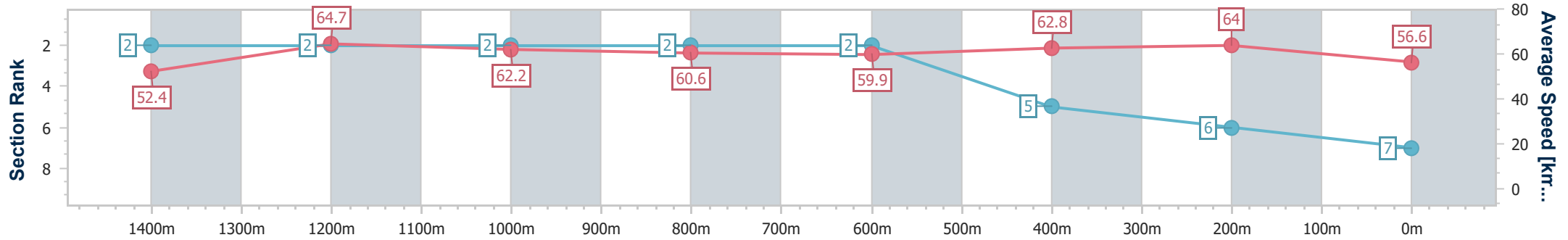
01 March 2025 - 12:17

Track Rating: Good 4, Weather: Fine, Rail Position: +2.5m Entire



BRISBANE RACING CLUB

Section	Overall	1400m	1200m	1000m	800m	600m	400m	200m
Section Times	1:36.18 [7] (0:13.80)	1:22.38 [2] (0:11.19)	1:11.19 [2] (0:11.54)	0:59.65 [2] (0:11.74)	0:47.91 [2] (0:12.17)	0:35.74 [2] (0:11.77)	0:23.97 [5] (0:11.25)	0:12.72 [6] (0:12.72)
Average Speed [km/h]	52.4	64.7	62.2	60.6	59.9	62.8	64.0	56.6
Top Speed [km/h]	65.5	65.8	63.6	61.3	61.0	64.3	65.8	60.9
Avg. Dist. to Rail [m]	11.9	3.2	1.3	1.8	2.1	5.1	9.3	8.0
Avg. Stride Freq. [Hz]	2.2	2.4	2.3	2.3	2.3	2.3	2.4	2.3
Avg. Stride Length [m]	6.5	7.5	7.4	7.3	7.3	7.4	7.2	7.0



- [] Ranking at each section and finish
- .-.- No data available at this section
- NA No data available



Horse/Jockey Name	Shuri
Final Rank	8
Fastest Section Time (Section)	0:11.03 (1400m)
Top Speed [km/h] (Section)	66.6 (1400m)
Race State	Finished



Eagle Farm QLD Professional

Race 1: BRC MEMBERSHIP Class 3 Handicap - 1600m

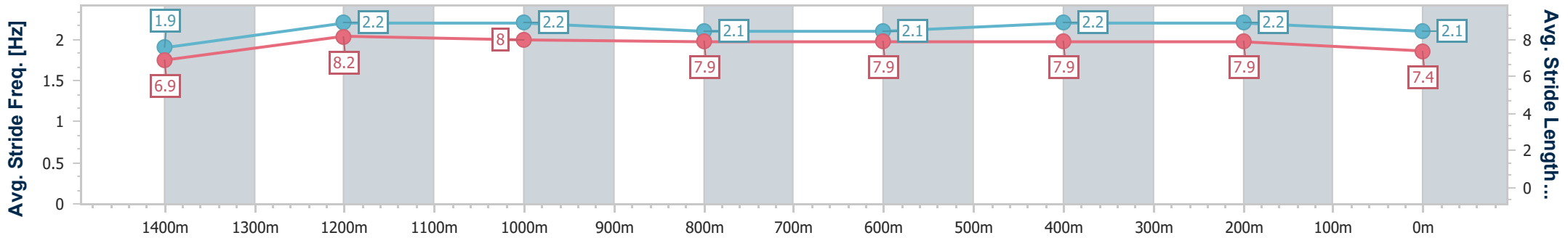
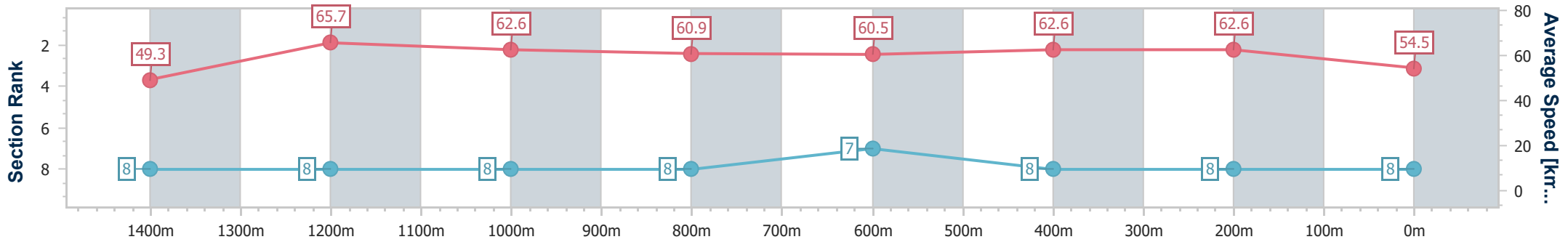
01 March 2025 - 12:17

Track Rating: Good 4, Weather: Fine, Rail Position: +2.5m Entire



BRISBANE RACING CLUB

Section	Overall	1400m	1200m	1000m	800m	600m	400m	200m
Section Times	1:37.50 [8] (0:14.68)	1:22.82 [8] (0:11.03)	1:11.79 [8] (0:11.49)	1:00.30 [8] (0:12.01)	0:48.29 [8] (0:12.02)	0:36.27 [7] (0:11.54)	0:24.73 [8] (0:11.50)	0:13.23 [8] (0:13.23)
Average Speed [km/h]	49.3	65.7	62.6	60.9	60.5	62.6	62.6	54.5
Top Speed [km/h]	65.6	66.6	64.2	62.9	62.2	64.0	64.2	61.0
Avg. Dist. to Rail [m]	12.1	3.6	3.8	3.2	2.1	1.1	3.6	3.8
Avg. Stride Freq. [Hz]	1.9	2.2	2.2	2.1	2.1	2.2	2.2	2.1
Avg. Stride Length [m]	6.9	8.2	8.0	7.9	7.9	7.9	7.9	7.4



- [] Ranking at each section and finish
- .-.- No data available at this section
- NA No data available