



Eagle Farm QLD Professional

Race 1: BRC MEMBERSHIP Class 3 Handicap - 1600m

01 March 2025 - 12:17



BRISBANE
RACING CLUB

Track Rating: Good 4, Weather: Fine, Rail Position: +2.5m Entire

Section		Overall	1400m	1200m	1000m	800m	600m	400m	Last 600m				
Field Times		1:34.89 (0:13.66)	1:21.23 (0:11.05)	1:10.18 (0:11.55)	0:58.63 (0:11.97)	0:46.66 (0:12.07)	0:34.59 (0:11.47)	0:23.12 (0:11.25)	0:34.59				
Rank	TAB Horse/Jockey	Barrier	Top Speed [km/h]	Fastest Section									Distance Travelled [m]
1	2 IMATRUESTAR Robbie Dolan	5	68.1 400m	0:10.86 400m	1:34.89 [1] (0:14.11)	1:20.78 [6] (0:11.17)	1:09.61 [5] (0:11.67)	0:57.94 [6] (0:11.93)	0:46.01 [5] (0:12.15)	0:33.86 [6] (0:11.26)	0:22.60 [6] (0:10.86)	0:33.86	
2	9 JENNI MOREESE Mark Du Plessis	4	66.4 400m	0:11.01 600m	1:34.96 [2] (0:14.10)	1:20.86 [5] (0:11.23)	1:09.63 [6] (0:11.56)	0:58.07 [5] (0:12.00)	0:46.07 [6] (0:12.08)	0:33.99 [5] (0:11.01)	0:22.98 [2] (0:11.04)	0:33.99	-7
3	6 GODZILLA Emily Lang	1	66.7 400m	0:11.04 400m	1:35.06 [3] (0:13.86)	1:21.20 [4] (0:11.24)	1:09.96 [4] (0:11.53)	0:58.43 [4] (0:11.94)	0:46.49 [4] (0:12.05)	0:34.44 [3] (0:11.42)	0:23.02 [3] (0:11.04)	0:34.44	-2
4	4 ABLE SEAMAN Cejay Graham	3	67.3 600m	0:11.03 400m	1:35.23 [4] (0:13.84)	1:21.39 [3] (0:11.24)	1:10.15 [3] (0:11.52)	0:58.63 [3] (0:11.93)	0:46.70 [3] (0:12.21)	0:34.49 [4] (0:11.43)	0:23.06 [4] (0:11.03)	0:34.49	+7
5	3 FAIRWAY CHOICE Kyle Wilson-Taylor	6	67.9 400m	0:10.93 400m	1:35.32 [5] (0:14.48)	1:20.84 [7] (0:11.16)	1:09.68 [7] (0:11.54)	0:58.14 [7] (0:11.93)	0:46.21 [7] (0:12.19)	0:34.02 [8] (0:11.33)	0:22.69 [7] (0:10.93)	0:34.02	-1
6	1 INFLUENTIAL Andrew Mallyon	2	66.3 1400m	0:11.05 1400m	1:35.41 [6] (0:13.66)	1:21.75 [1] (0:11.05)	1:10.70 [1] (0:11.55)	0:59.15 [1] (0:11.97)	0:47.18 [1] (0:12.07)	0:35.11 [1] (0:11.47)	0:23.64 [1] (0:11.28)	0:35.11	-4
7	5 ARCHERS REIGN Bailey Wheeler	8	65.8 1400m	0:11.19 1400m	1:36.18 [7] (0:13.80)	1:22.38 [2] (0:11.19)	1:11.19 [2] (0:11.54)	0:59.65 [2] (0:11.74)	0:47.91 [2] (0:12.17)	0:35.74 [2] (0:11.77)	0:23.97 [5] (0:11.25)	0:35.74	+1
8	7 SHURI Damien Thornton	7	66.6 1400m	0:11.03 1400m	1:37.50 [8] (0:14.68)	1:22.82 [8] (0:11.03)	1:11.79 [8] (0:11.49)	1:00.30 [8] (0:12.01)	0:48.29 [8] (0:12.02)	0:36.27 [7] (0:11.54)	0:24.73 [8] (0:11.50)	0:36.27	+3

Scratched: Watermelon (#8)



Eagle Farm QLD Professional

Race 1: BRC MEMBERSHIP Class 3 Handicap - 1600m

01 March 2025 - 12:17



BRISBANE
RACING CLUB

Track Rating: Good 4, Weather: Fine, Rail Position: +2.5m Entire

Section							200m			Last 600m
Field Times							0:11.87			0:34.59
							(0:11.87)			
Rank	TAB	Horse/Jockey	Barrier	Top Speed [km/h]	Fastest Section	Margin			Distance Travelled [m]	
1	2	IMATRUESTAR	5	68.1	0:10.86	0:11.74 [4]	1:34.89		0:33.86	
		Robbie Dolan		400m	400m	(0:11.74)				
2	9	JENNI MOREESE	4	66.4	0:11.01	0:11.94 [1]	0.46L		0:33.99	
		Mark Du Plessis		400m	600m	(0:11.94)			-7	
3	6	GODZILLA	1	66.7	0:11.04	0:11.98 [3]	1L		0:34.44	
		Emily Lang		400m	400m	(0:11.98)			-2	
4	4	ABLE SEAMAN	3	67.3	0:11.03	0:12.03 [5]	2.03L		0:34.49	
		Cejay Graham		600m	400m	(0:12.03)			+7	
5	3	FAIRWAY CHOICE	6	67.9	0:10.93	0:11.76 [7]	2.56L		0:34.02	
		Kyle Wilson-Taylor		400m	400m	(0:11.76)			-1	
6	1	INFLUENTIAL	2	66.3	0:11.05	0:12.36 [2]	3.07L		0:35.11	
		Andrew Mallyon		1400m	1400m	(0:12.36)			-4	
7	5	ARCHERS REIGN	8	65.8	0:11.19	0:12.72 [6]	7.61L		0:35.74	
		Bailey Wheeler		1400m	1400m	(0:12.72)			+1	
8	7	SHURI	7	66.6	0:11.03	0:13.23 [8]	15.37L		0:36.27	
		Damien Thornton		1400m	1400m	(0:13.23)			+3	

Scratched: Watermelon (#8)



Horse/Jockey Name	Imatruestar
Final Rank	1
Fastest Section Time (Section)	0:10.86 (400m)
Top Speed [km/h] (Section)	68.1 (400m)
Race State	Finished



Eagle Farm QLD Professional

Race 1: BRC MEMBERSHIP Class 3 Handicap - 1600m

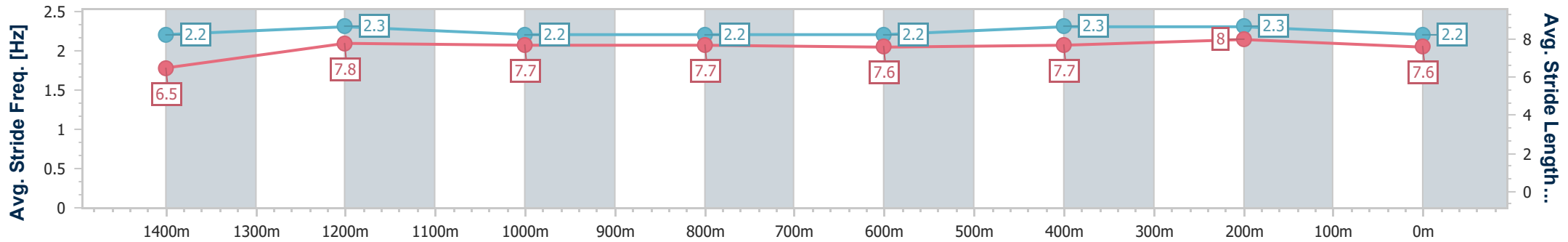
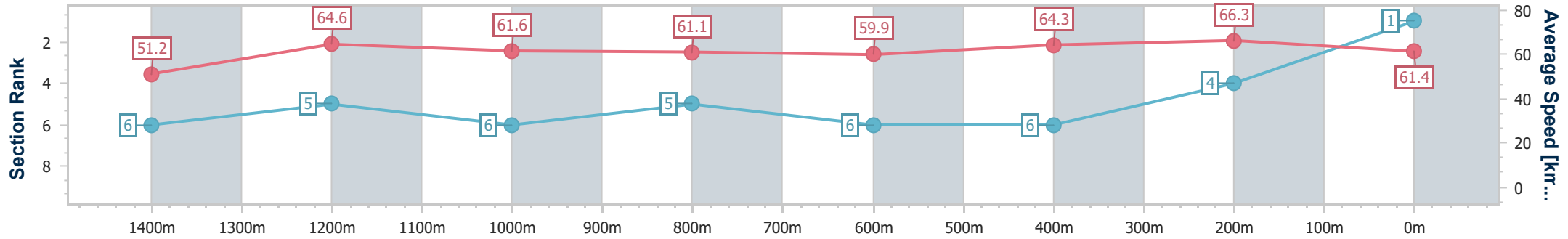
01 March 2025 - 12:17

Track Rating: Good 4, Weather: Fine, Rail Position: +2.5m Entire



BRISBANE RACING CLUB

Section	Overall	1400m	1200m	1000m	800m	600m	400m	200m
Section Times	1:34.89 [1] (0:14.11)	1:20.78 [6] (0:11.17)	1:09.61 [5] (0:11.67)	0:57.94 [6] (0:11.93)	0:46.01 [5] (0:12.15)	0:33.86 [6] (0:11.26)	0:22.60 [6] (0:10.86)	0:11.74 [4] (0:11.74)
Average Speed [km/h]	51.2	64.6	61.6	61.1	59.9	64.3	66.3	61.4
Top Speed [km/h]	65.8	65.9	63.3	61.8	61.7	67.7	68.1	64.9
Avg. Dist. to Rail [m]	8.3	0.7	0.3	1.8	2.4	1.2	0.6	0.8
Avg. Stride Freq. [Hz]	2.2	2.3	2.2	2.2	2.2	2.3	2.3	2.2
Avg. Stride Length [m]	6.5	7.8	7.7	7.7	7.6	7.7	8.0	7.6



- [] Ranking at each section and finish
- .-.- No data available at this section
- NA No data available



Horse/Jockey Name	Jenni Moreese
Final Rank	2
Fastest Section Time (Section)	0:11.01 (600m)
Top Speed [km/h] (Section)	66.4 (400m)
Race State	Finished



Eagle Farm QLD Professional

Race 1: BRC MEMBERSHIP Class 3 Handicap - 1600m

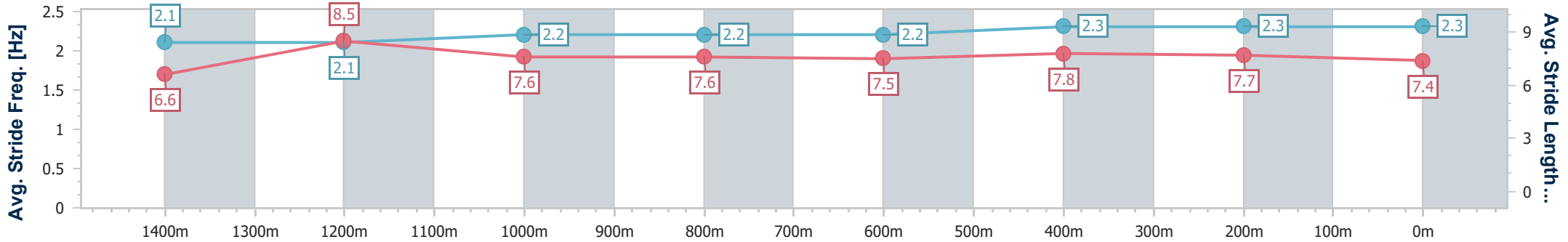
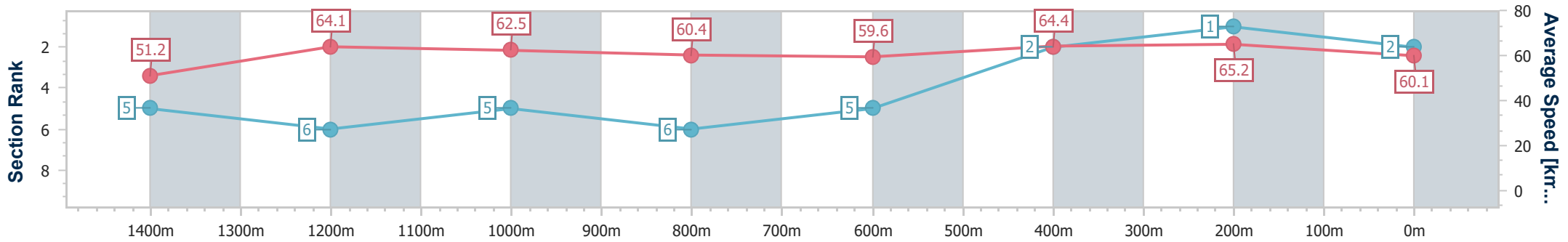
01 March 2025 - 12:17

Track Rating: Good 4, Weather: Fine, Rail Position: +2.5m Entire



BRISBANE RACING CLUB

Section	Overall	1400m	1200m	1000m	800m	600m	400m	200m
Section Times	1:34.96 [2] (0:14.10)	1:20.86 [5] (0:11.23)	1:09.63 [6] (0:11.56)	0:58.07 [5] (0:12.00)	0:46.07 [6] (0:12.08)	0:33.99 [5] (0:11.01)	0:22.98 [2] (0:11.04)	0:11.94 [1] (0:11.94)
Average Speed [km/h]	51.2	64.1	62.5	60.4	59.6	64.4	65.2	60.1
Top Speed [km/h]	64.1	64.6	63.4	61.3	60.3	65.7	66.4	62.5
Avg. Dist. to Rail [m]	7.2	0.4	1.8	1.8	0.7	3.7	2.0	2.1
Avg. Stride Freq. [Hz]	2.1	2.1	2.2	2.2	2.2	2.3	2.3	2.3
Avg. Stride Length [m]	6.6	8.5	7.6	7.6	7.5	7.8	7.7	7.4



- [] Ranking at each section and finish
- .-.- No data available at this section
- NA No data available



Horse/Jockey Name	Godzilla
Final Rank	3
Fastest Section Time (Section)	0:11.04 (400m)
Top Speed [km/h] (Section)	66.7 (400m)
Race State	Finished



Eagle Farm QLD Professional

Race 1: BRC MEMBERSHIP Class 3 Handicap - 1600m

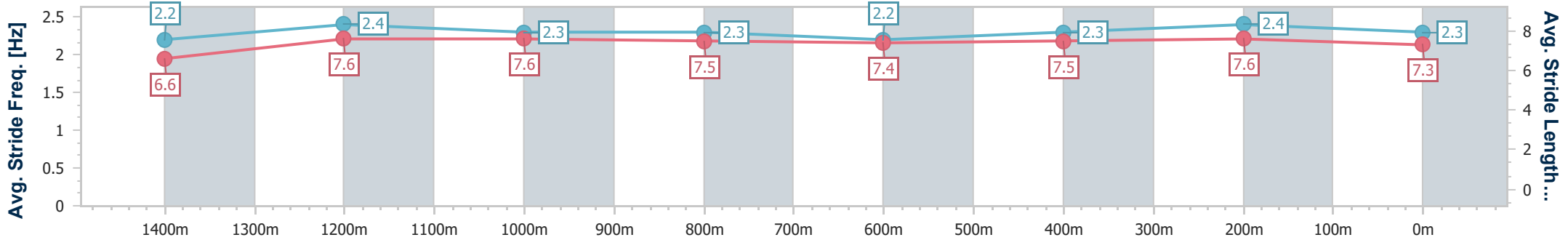
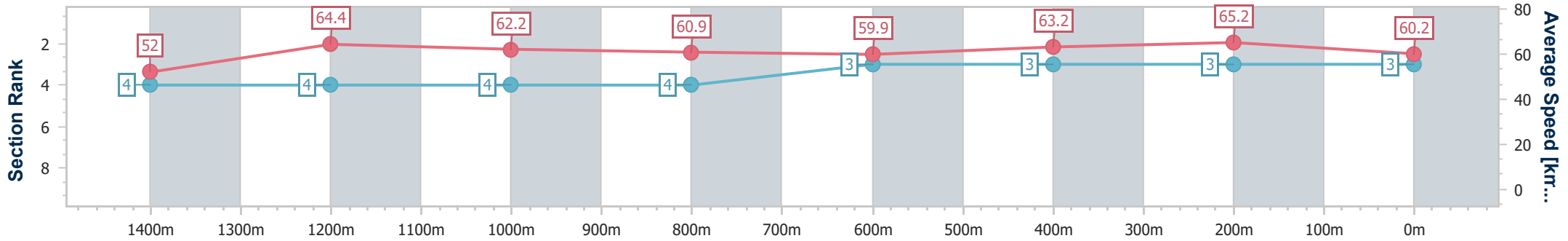
01 March 2025 - 12:17

Track Rating: Good 4, Weather: Fine, Rail Position: +2.5m Entire



BRISBANE RACING CLUB

Section	Overall	1400m	1200m	1000m	800m	600m	400m	200m
Section Times	1:35.06 [3] (0:13.86)	1:21.20 [4] (0:11.24)	1:09.96 [4] (0:11.53)	0:58.43 [4] (0:11.94)	0:46.49 [4] (0:12.05)	0:34.44 [3] (0:11.42)	0:23.02 [3] (0:11.04)	0:11.98 [3] (0:11.98)
Average Speed [km/h]	52.0	64.4	62.2	60.9	59.9	63.2	65.2	60.2
Top Speed [km/h]	64.6	64.8	63.4	61.3	60.8	65.9	66.7	62.6
Avg. Dist. to Rail [m]	5.9	1.3	1.7	1.3	0.9	1.1	3.6	4.3
Avg. Stride Freq. [Hz]	2.2	2.4	2.3	2.3	2.2	2.3	2.4	2.3
Avg. Stride Length [m]	6.6	7.6	7.6	7.5	7.4	7.5	7.6	7.3



- [] Ranking at each section and finish
- .-.- No data available at this section
- NA No data available



Horse/Jockey Name	Able Seaman
Final Rank	4
Fastest Section Time (Section)	0:11.03 (400m)
Top Speed [km/h] (Section)	67.3 (600m)
Race State	Finished



Eagle Farm QLD Professional

Race 1: BRC MEMBERSHIP Class 3 Handicap - 1600m

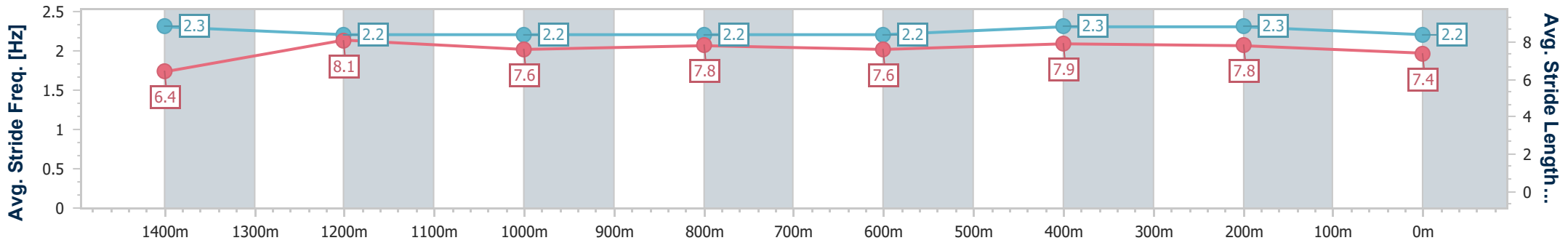
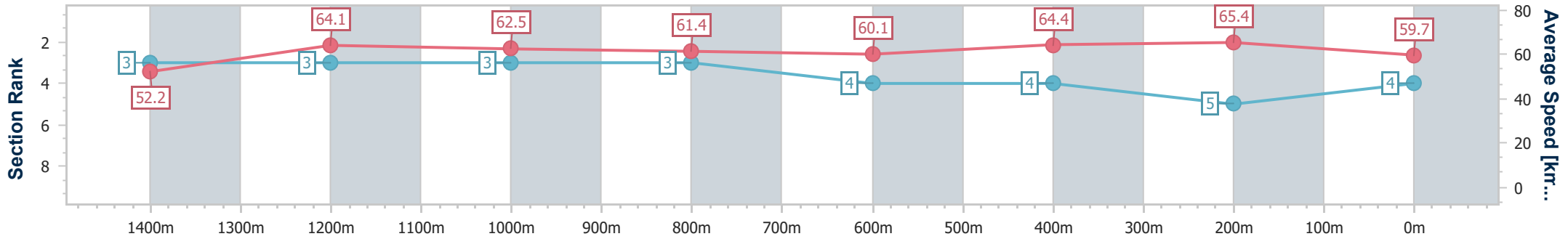
01 March 2025 - 12:17

Track Rating: Good 4, Weather: Fine, Rail Position: +2.5m Entire



BRISBANE RACING CLUB

Section	Overall	1400m	1200m	1000m	800m	600m	400m	200m
Section Times	1:35.23 [4] (0:13.84)	1:21.39 [3] (0:11.24)	1:10.15 [3] (0:11.52)	0:58.63 [3] (0:11.93)	0:46.70 [3] (0:12.21)	0:34.49 [4] (0:11.43)	0:23.06 [4] (0:11.03)	0:12.03 [5] (0:12.03)
Average Speed [km/h]	52.2	64.1	62.5	61.4	60.1	64.4	65.4	59.7
Top Speed [km/h]	65.0	65.4	64.0	62.5	61.8	67.3	67.2	62.3
Avg. Dist. to Rail [m]	7.8	2.3	2.6	2.8	4.5	4.6	7.4	7.2
Avg. Stride Freq. [Hz]	2.3	2.2	2.2	2.2	2.2	2.3	2.3	2.2
Avg. Stride Length [m]	6.4	8.1	7.6	7.8	7.6	7.9	7.8	7.4



- [] Ranking at each section and finish
- .-.- No data available at this section
- NA No data available



Horse/Jockey Name	Fairway Choice
Final Rank	5
Fastest Section Time (Section)	0:10.93 (400m)
Top Speed [km/h] (Section)	67.9 (400m)
Race State	Finished



Eagle Farm QLD Professional

Race 1: BRC MEMBERSHIP Class 3 Handicap - 1600m

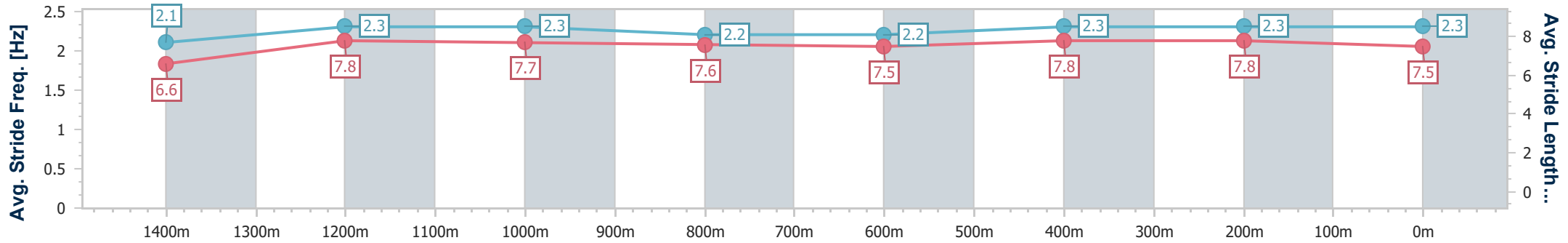
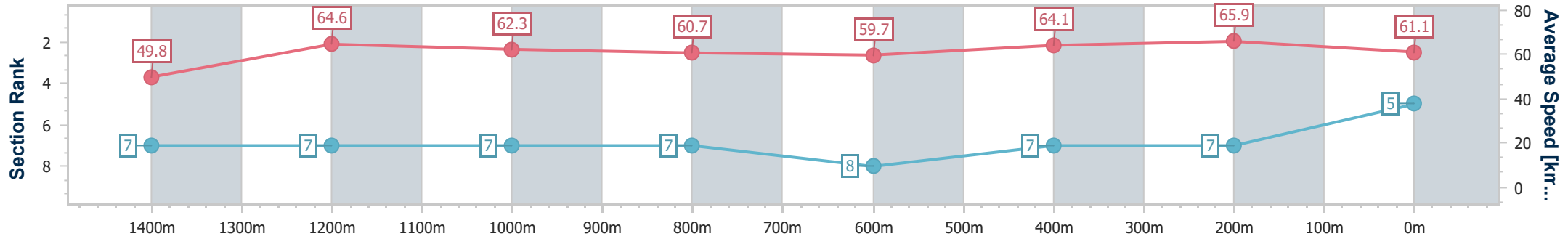
01 March 2025 - 12:17

Track Rating: Good 4, Weather: Fine, Rail Position: +2.5m Entire



BRISBANE RACING CLUB

Section	Overall	1400m	1200m	1000m	800m	600m	400m	200m
Section Times	1:35.32 [5] (0:14.48)	1:20.84 [7] (0:11.16)	1:09.68 [7] (0:11.54)	0:58.14 [7] (0:11.93)	0:46.21 [7] (0:12.19)	0:34.02 [8] (0:11.33)	0:22.69 [7] (0:10.93)	0:11.76 [7] (0:11.76)
Average Speed [km/h]	49.8	64.6	62.3	60.7	59.7	64.1	65.9	61.1
Top Speed [km/h]	64.8	65.8	63.9	61.4	61.5	67.3	67.9	63.6
Avg. Dist. to Rail [m]	8.4	0.8	0.6	0.6	2.9	2.0	6.0	5.8
Avg. Stride Freq. [Hz]	2.1	2.3	2.3	2.2	2.2	2.3	2.3	2.3
Avg. Stride Length [m]	6.6	7.8	7.7	7.6	7.5	7.8	7.8	7.5



- [] Ranking at each section and finish
- .-.- No data available at this section
- NA No data available



Horse/Jockey Name	Influential
Final Rank	6
Fastest Section Time (Section)	0:11.05 (1400m)
Top Speed [km/h] (Section)	66.3 (1400m)
Race State	Finished



Eagle Farm QLD Professional

Race 1: BRC MEMBERSHIP Class 3 Handicap - 1600m

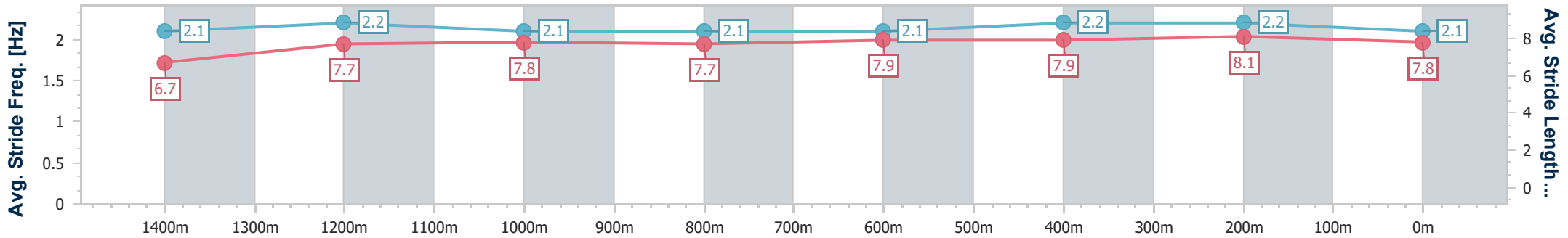
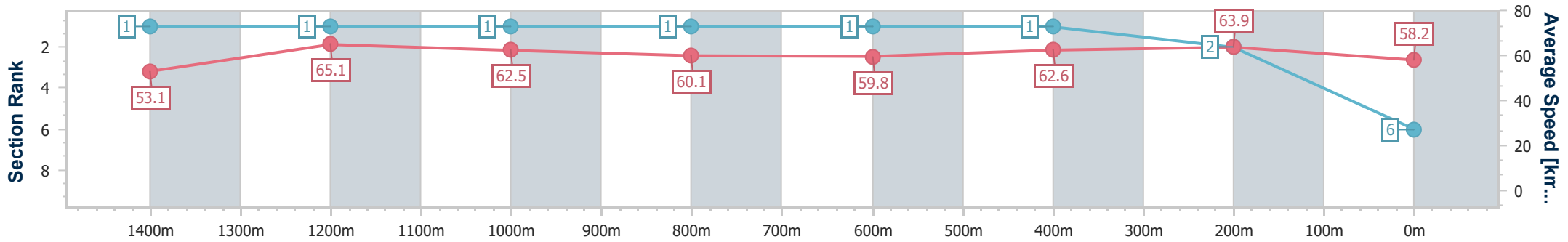
01 March 2025 - 12:17

Track Rating: Good 4, Weather: Fine, Rail Position: +2.5m Entire



BRISBANE RACING CLUB

Section	Overall	1400m	1200m	1000m	800m	600m	400m	200m
Section Times	1:35.41 [6] (0:13.66)	1:21.75 [1] (0:11.05)	1:10.70 [1] (0:11.55)	0:59.15 [1] (0:11.97)	0:47.18 [1] (0:12.07)	0:35.11 [1] (0:11.47)	0:23.64 [1] (0:11.28)	0:12.36 [2] (0:12.36)
Average Speed [km/h]	53.1	65.1	62.5	60.1	59.8	62.6	63.9	58.2
Top Speed [km/h]	66.0	66.3	63.7	60.6	60.7	64.4	64.9	61.4
Avg. Dist. to Rail [m]	6.9	2.0	1.3	0.5	0.3	0.7	0.3	0.6
Avg. Stride Freq. [Hz]	2.1	2.2	2.1	2.1	2.1	2.2	2.2	2.1
Avg. Stride Length [m]	6.7	7.7	7.8	7.7	7.9	7.9	8.1	7.8



- [] Ranking at each section and finish
- .-.- No data available at this section
- NA No data available



Horse/Jockey Name	Archers Reign
Final Rank	7
Fastest Section Time (Section)	0:11.19 (1400m)
Top Speed [km/h] (Section)	65.8 (1400m)
Race State	Finished



Eagle Farm QLD Professional

Race 1: BRC MEMBERSHIP Class 3 Handicap - 1600m

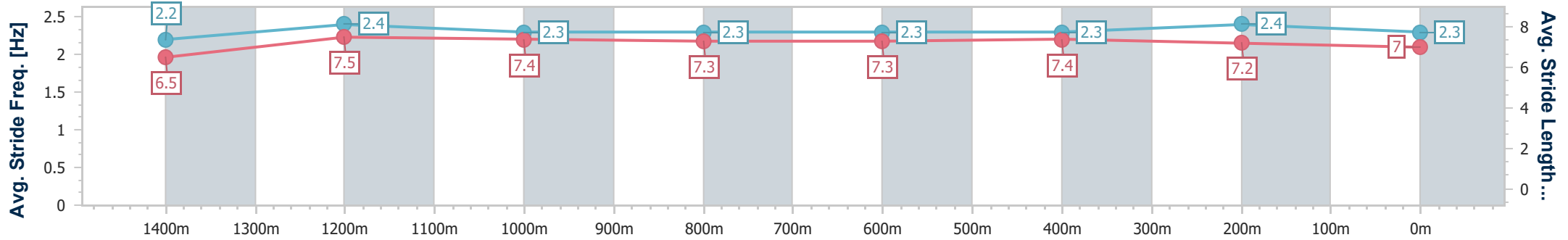
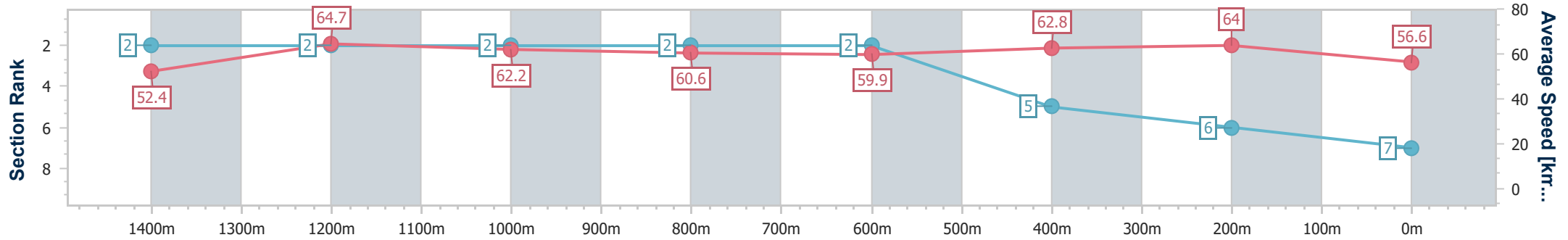
01 March 2025 - 12:17

Track Rating: Good 4, Weather: Fine, Rail Position: +2.5m Entire



BRISBANE RACING CLUB

Section	Overall	1400m	1200m	1000m	800m	600m	400m	200m
Section Times	1:36.18 [7] (0:13.80)	1:22.38 [2] (0:11.19)	1:11.19 [2] (0:11.54)	0:59.65 [2] (0:11.74)	0:47.91 [2] (0:12.17)	0:35.74 [2] (0:11.77)	0:23.97 [5] (0:11.25)	0:12.72 [6] (0:12.72)
Average Speed [km/h]	52.4	64.7	62.2	60.6	59.9	62.8	64.0	56.6
Top Speed [km/h]	65.5	65.8	63.6	61.3	61.0	64.3	65.8	60.9
Avg. Dist. to Rail [m]	11.9	3.2	1.3	1.8	2.1	5.1	9.3	8.0
Avg. Stride Freq. [Hz]	2.2	2.4	2.3	2.3	2.3	2.3	2.4	2.3
Avg. Stride Length [m]	6.5	7.5	7.4	7.3	7.3	7.4	7.2	7.0



- [] Ranking at each section and finish
- .-.- No data available at this section
- NA No data available



Horse/Jockey Name	Shuri
Final Rank	8
Fastest Section Time (Section)	0:11.03 (1400m)
Top Speed [km/h] (Section)	66.6 (1400m)
Race State	Finished



Eagle Farm QLD Professional

Race 1: BRC MEMBERSHIP Class 3 Handicap - 1600m

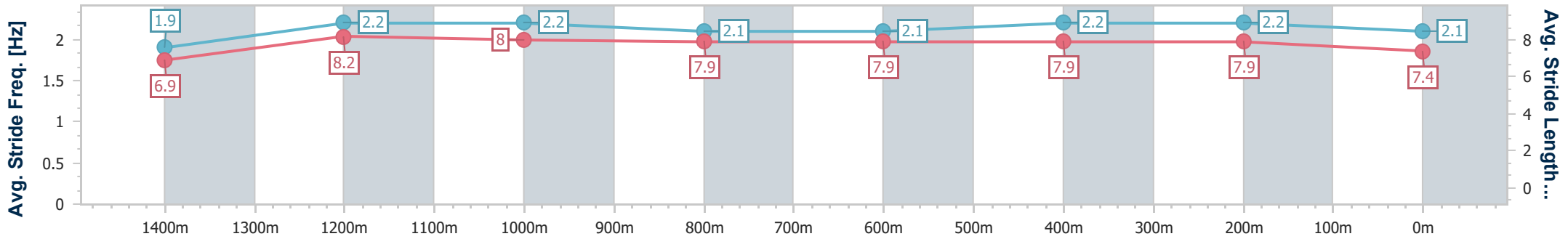
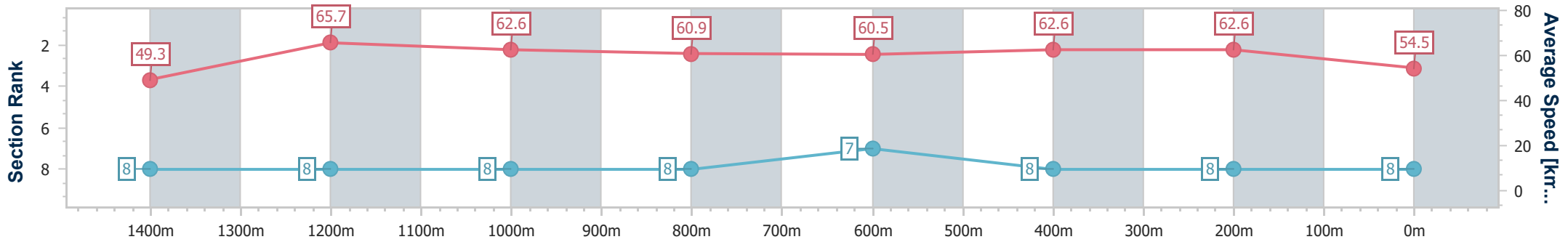
01 March 2025 - 12:17

Track Rating: Good 4, Weather: Fine, Rail Position: +2.5m Entire



BRISBANE RACING CLUB

Section	Overall	1400m	1200m	1000m	800m	600m	400m	200m
Section Times	1:37.50 [8] (0:14.68)	1:22.82 [8] (0:11.03)	1:11.79 [8] (0:11.49)	1:00.30 [8] (0:12.01)	0:48.29 [8] (0:12.02)	0:36.27 [7] (0:11.54)	0:24.73 [8] (0:11.50)	0:13.23 [8] (0:13.23)
Average Speed [km/h]	49.3	65.7	62.6	60.9	60.5	62.6	62.6	54.5
Top Speed [km/h]	65.6	66.6	64.2	62.9	62.2	64.0	64.2	61.0
Avg. Dist. to Rail [m]	12.1	3.6	3.8	3.2	2.1	1.1	3.6	3.8
Avg. Stride Freq. [Hz]	1.9	2.2	2.2	2.1	2.1	2.2	2.2	2.1
Avg. Stride Length [m]	6.9	8.2	8.0	7.9	7.9	7.9	7.9	7.4



- [] Ranking at each section and finish
- .-.- No data available at this section
- NA No data available



Eagle Farm QLD Professional

Race 2: BRC MILLINERS MARKET 11 APRIL Class 2 Plate - 1000m

01 March 2025 - 12:49



BRISBANE
RACING CLUB

Track Rating: Good 4, Weather: Fine, Rail Position: +2.5m Entire

Section											Last 600m	
Field Times		Overall	800m	600m	400m	200m						0:32.76
		0:56.93 (0:13.40)	0:43.53 (0:10.77)	0:32.76 (0:10.63)	0:22.13 (0:10.64)	0:11.49 (0:11.49)						
Rank	TAB Horse/Jockey	Barrier	Top Speed [km/h]	Fastest Section						Margin	Distance Travelled [m]	
1	7 OUROBOROS Boris Thornton	2	69.5 600m	0:10.61 600m	0:56.93 [1] (0:13.40)	0:43.53 [1] (0:10.79)	0:32.74 [2] (0:10.61)	0:22.13 [1] (0:10.64)	0:11.49 [1] (0:11.49)	0:56.93	0:32.74	
2	11 ETUDE Damien Thornton	5	68.9 Overall	0:10.57 600m	0:57.19 [2] (0:13.96)	0:43.23 [6] (0:10.67)	0:32.56 [7] (0:10.57)	0:21.99 [5] (0:10.63)	0:11.36 [2] (0:11.36)	1.54L	0:32.56	-2
3	3 RUSH HOUR Taylor Marshall	6	69.7 800m	0:10.62 800m	0:57.46 [3] (0:13.82)	0:43.64 [5] (0:10.62)	0:33.02 [6] (0:10.85)	0:22.17 [7] (0:10.70)	0:11.47 [6] (0:11.47)	3.13L	0:33.02	+4
4	4 RYLOV Michael Rodd	7	70.8 800m	0:10.40 800m	0:57.65 [4] (0:13.97)	0:43.68 [7] (0:10.40)	0:33.28 [4] (0:10.78)	0:22.50 [3] (0:10.80)	0:11.70 [4] (0:11.70)	4.21L	0:33.28	-1
5	6 THE LUPERCAL Aaron Bullock	1	68.7 800m	0:10.73 800m	0:57.69 [5] (0:13.67)	0:44.02 [4] (0:10.73)	0:33.29 [5] (0:10.80)	0:22.49 [5] (0:10.79)	0:11.70 [5] (0:11.70)	4.46L	0:33.29	-1
6	2 LUVARCHIE Andrew Mallyon	4	68.9 800m	0:10.65 800m	0:57.72 [6] (0:13.52)	0:44.20 [3] (0:10.65)	0:33.55 [1] (0:10.77)	0:22.78 [2] (0:10.95)	0:11.83 [3] (0:11.83)	4.66L	0:33.55	+2
7	1 A LOT OF BOOTY Emily Lang	3	68.8 800m	0:10.75 800m	0:58.03 [7] (0:13.51)	0:44.52 [2] (0:10.75)	0:33.77 [3] (0:10.93)	0:22.84 [4] (0:11.01)	0:11.83 [7] (0:11.83)	6.48L	0:33.77	+5

Scratched: Lady Lucifer (#10), Jamakin Money (#8), Giliana (#9), Staroshka (#5)



Horse/Jockey Name	Ouroboros
Final Rank	1
Fastest Section Time (Section)	0:10.61 (600m)
Top Speed [km/h] (Section)	69.5 (600m)
Race State	Finished



Eagle Farm QLD Professional
Race 2: BRC MILLINERS MARKET 11 APRIL Class 2 Plate - 1000m

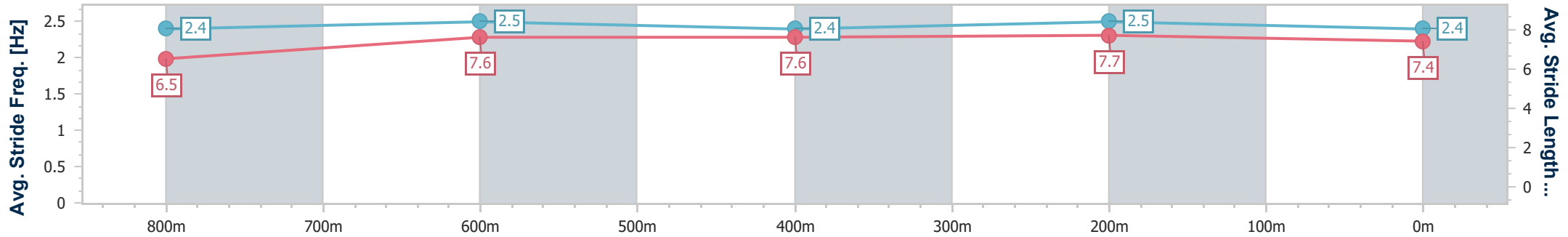
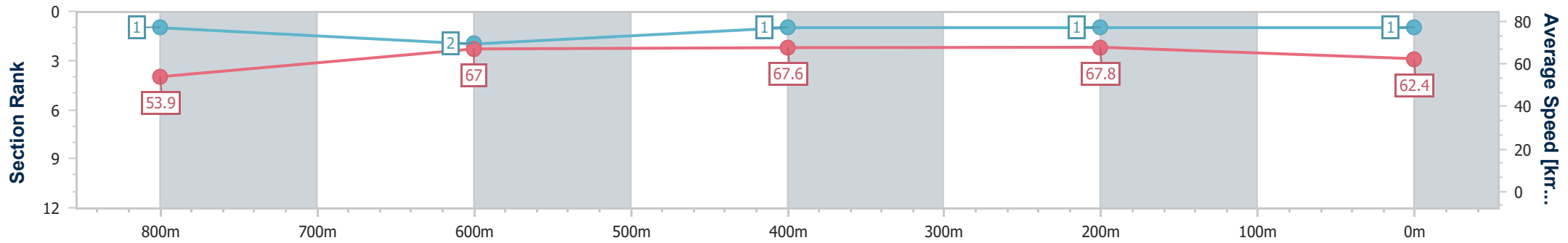
01 March 2025 - 12:49

Track Rating: Good 4, Weather: Fine, Rail Position: +2.5m Entire



BRISBANE RACING CLUB

Section	Overall	800m	600m	400m	200m
Section Times	0:56.93 [1] (0:13.40)	0:43.53 [1] (0:10.79)	0:32.74 [2] (0:10.61)	0:22.13 [1] (0:10.64)	0:11.49 [1] (0:11.49)
Average Speed [km/h]	53.9	67.0	67.6	67.8	62.4
Top Speed [km/h]	68.1	67.8	69.5	69.2	65.8
Avg. Dist. to Rail [m]	4.0	1.0	0.6	1.3	0.5
Avg. Stride Freq. [Hz]	2.4	2.5	2.4	2.5	2.4
Avg. Stride Length [m]	6.5	7.6	7.6	7.7	7.4



- [] Ranking at each section and finish
- .-.- No data available at this section
- NA No data available



Horse/Jockey Name	Etude
Final Rank	2
Fastest Section Time (Section)	0:10.57 (600m)
Top Speed [km/h] (Section)	68.9 (Overall)
Race State	Finished



Eagle Farm QLD Professional
Race 2: BRC MILLINERS MARKET 11 APRIL Class 2 Plate - 1000m

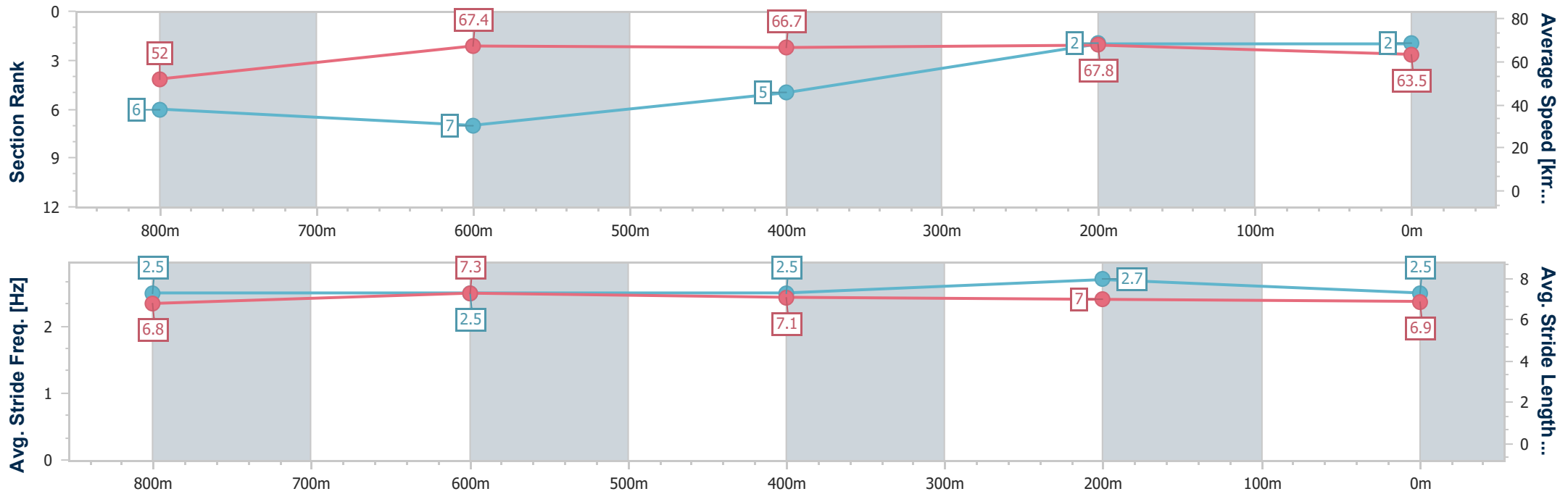
01 March 2025 - 12:49

Track Rating: Good 4, Weather: Fine, Rail Position: +2.5m Entire



BRISBANE RACING CLUB

Section	Overall	800m	600m	400m	200m
Section Times	0:57.19 [2] (0:13.96)	0:43.23 [6] (0:10.67)	0:32.56 [7] (0:10.57)	0:21.99 [5] (0:10.63)	0:11.36 [2] (0:11.36)
Average Speed [km/h]	52.0	67.4	66.7	67.8	63.5
Top Speed [km/h]	68.9	68.4	68.1	68.7	65.7
Avg. Dist. to Rail [m]	6.6	0.5	4.1	2.7	1.9
Avg. Stride Freq. [Hz]	2.5	2.5	2.5	2.7	2.5
Avg. Stride Length [m]	6.8	7.3	7.1	7.0	6.9



- [] Ranking at each section and finish
- .-.- No data available at this section
- NA No data available



Horse/Jockey Name	Rush Hour
Final Rank	3
Fastest Section Time (Section)	0:10.62 (800m)
Top Speed [km/h] (Section)	69.7 (800m)
Race State	Finished



Eagle Farm QLD Professional
 Race 2: BRC MILLINERS MARKET 11 APRIL Class 2 Plate - 1000m

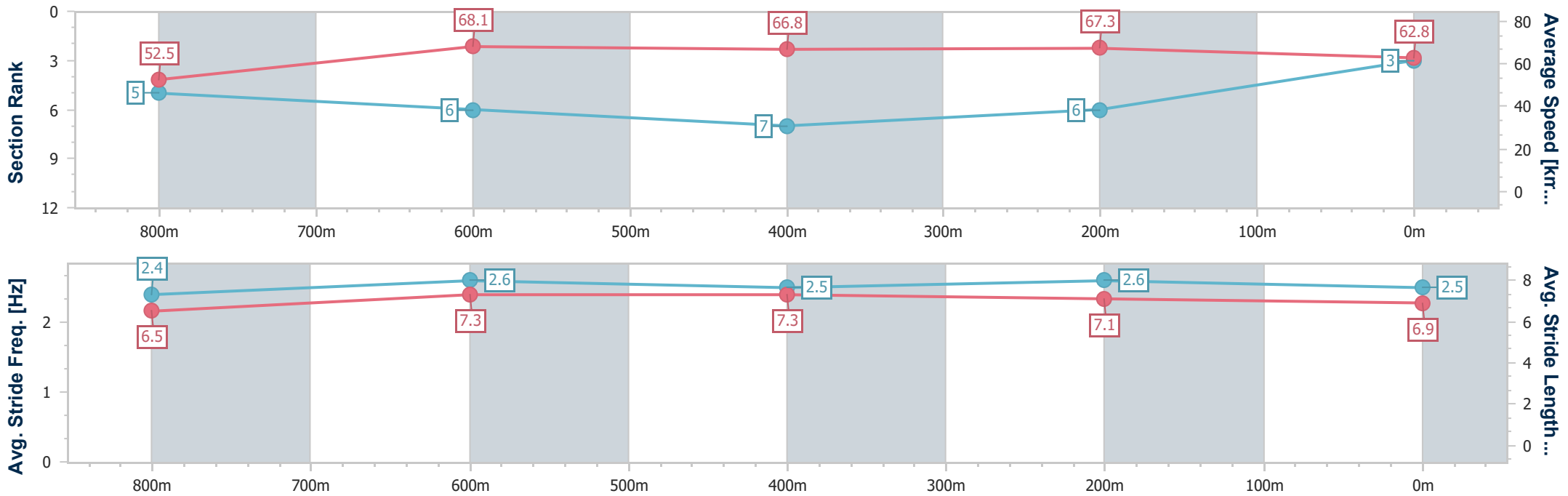
01 March 2025 - 12:49

Track Rating: Good 4, Weather: Fine, Rail Position: +2.5m Entire



BRISBANE RACING CLUB

Section	Overall	800m	600m	400m	200m
Section Times	0:57.46 [3] (0:13.82)	0:43.64 [5] (0:10.62)	0:33.02 [6] (0:10.85)	0:22.17 [7] (0:10.70)	0:11.47 [6] (0:11.47)
Average Speed [km/h]	52.5	68.1	66.8	67.3	62.8
Top Speed [km/h]	68.5	69.7	67.4	68.4	66.2
Avg. Dist. to Rail [m]	6.2	1.3	1.7	5.4	4.3
Avg. Stride Freq. [Hz]	2.4	2.6	2.5	2.6	2.5
Avg. Stride Length [m]	6.5	7.3	7.3	7.1	6.9



- [] Ranking at each section and finish
- .-.- No data available at this section
- NA No data available



Horse/Jockey Name	Rylov
Final Rank	4
Fastest Section Time (Section)	0:10.40 (800m)
Top Speed [km/h] (Section)	70.8 (800m)
Race State	Finished



Eagle Farm QLD Professional
Race 2: BRC MILLINERS MARKET 11 APRIL Class 2 Plate - 1000m

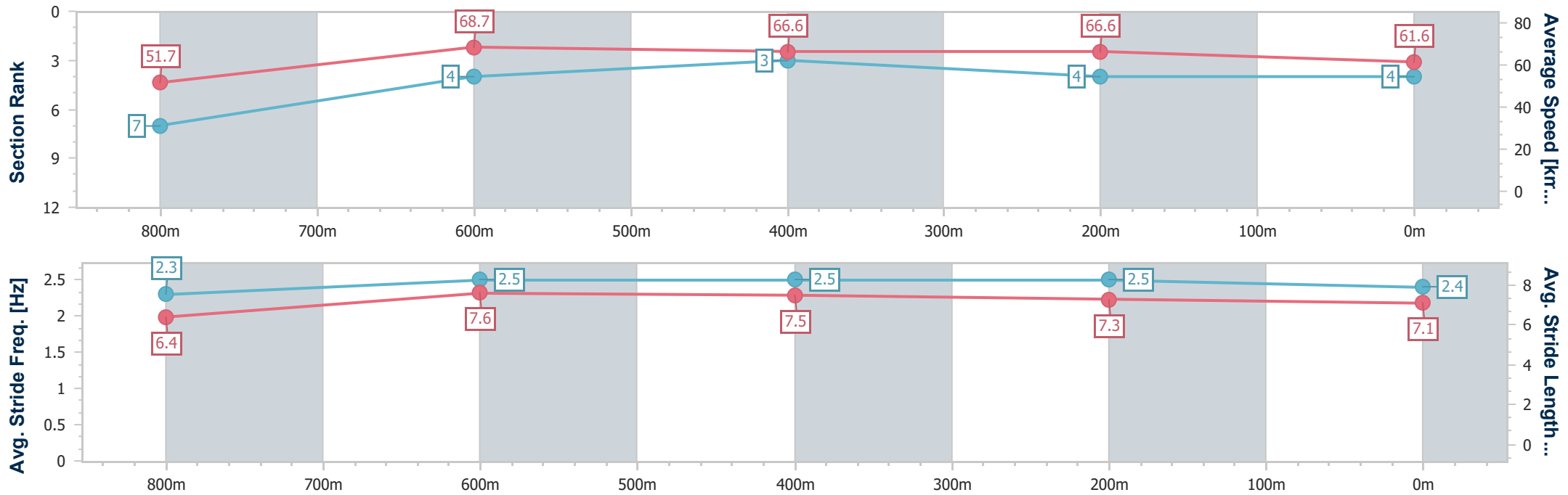
01 March 2025 - 12:49

Track Rating: Good 4, Weather: Fine, Rail Position: +2.5m Entire



BRISBANE RACING CLUB

Section	Overall	800m	600m	400m	200m
Section Times	0:57.65 [4] (0:13.97)	0:43.68 [7] (0:10.40)	0:33.28 [4] (0:10.78)	0:22.50 [3] (0:10.80)	0:11.70 [4] (0:11.70)
Average Speed [km/h]	51.7	68.7	66.6	66.6	61.6
Top Speed [km/h]	70.6	70.8	67.8	68.0	64.6
Avg. Dist. to Rail [m]	6.1	1.8	1.2	2.7	0.6
Avg. Stride Freq. [Hz]	2.3	2.5	2.5	2.5	2.4
Avg. Stride Length [m]	6.4	7.6	7.5	7.3	7.1



- [] Ranking at each section and finish
- .-.- No data available at this section
- NA No data available



Horse/Jockey Name	The Lupercal
Final Rank	5
Fastest Section Time (Section)	0:10.73 (800m)
Top Speed [km/h] (Section)	68.7 (800m)
Race State	Finished



Eagle Farm QLD Professional
Race 2: BRC MILLINERS MARKET 11 APRIL Class 2 Plate - 1000m

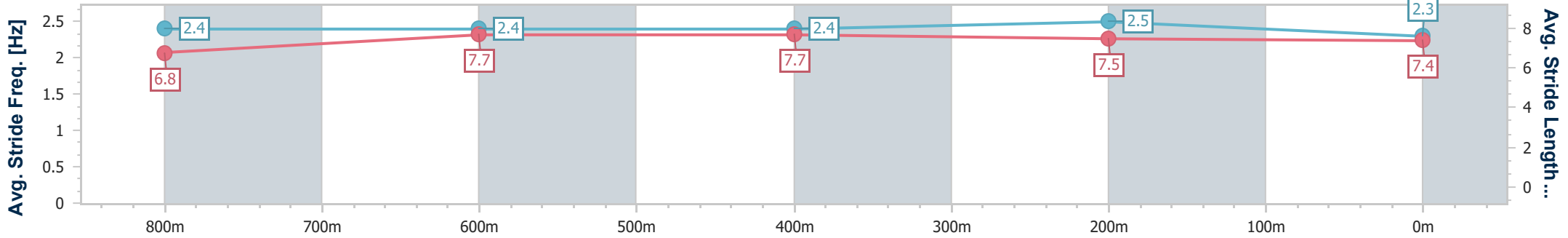
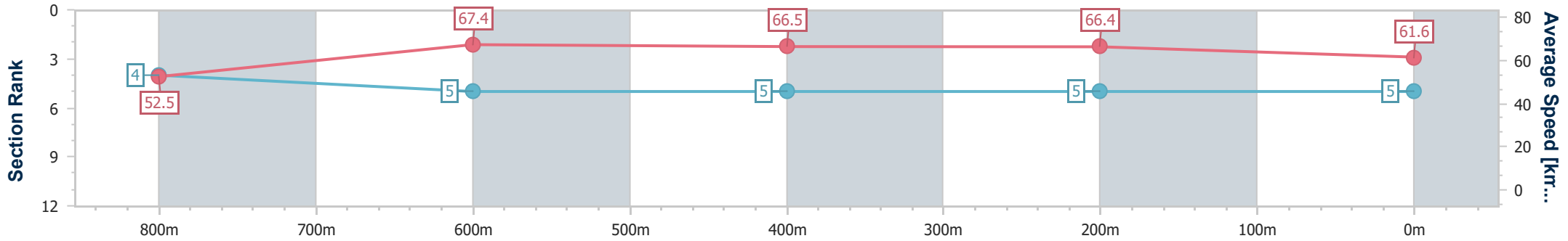
01 March 2025 - 12:49

Track Rating: Good 4, Weather: Fine, Rail Position: +2.5m Entire



BRISBANE RACING CLUB

Section	Overall	800m	600m	400m	200m
Section Times	0:57.69 [5] (0:13.67)	0:44.02 [4] (0:10.73)	0:33.29 [5] (0:10.80)	0:22.49 [5] (0:10.79)	0:11.70 [5] (0:11.70)
Average Speed [km/h]	52.5	67.4	66.5	66.4	61.6
Top Speed [km/h]	66.8	68.7	67.3	67.3	65.7
Avg. Dist. to Rail [m]	1.9	0.4	0.9	0.4	0.7
Avg. Stride Freq. [Hz]	2.4	2.4	2.4	2.5	2.3
Avg. Stride Length [m]	6.8	7.7	7.7	7.5	7.4



- [] Ranking at each section and finish
- .-.- No data available at this section
- NA No data available



Horse/Jockey Name	Luvarchie
Final Rank	6
Fastest Section Time (Section)	0:10.65 (800m)
Top Speed [km/h] (Section)	68.9 (800m)
Race State	Finished



Eagle Farm QLD Professional
 Race 2: BRC MILLINERS MARKET 11 APRIL Class 2 Plate - 1000m

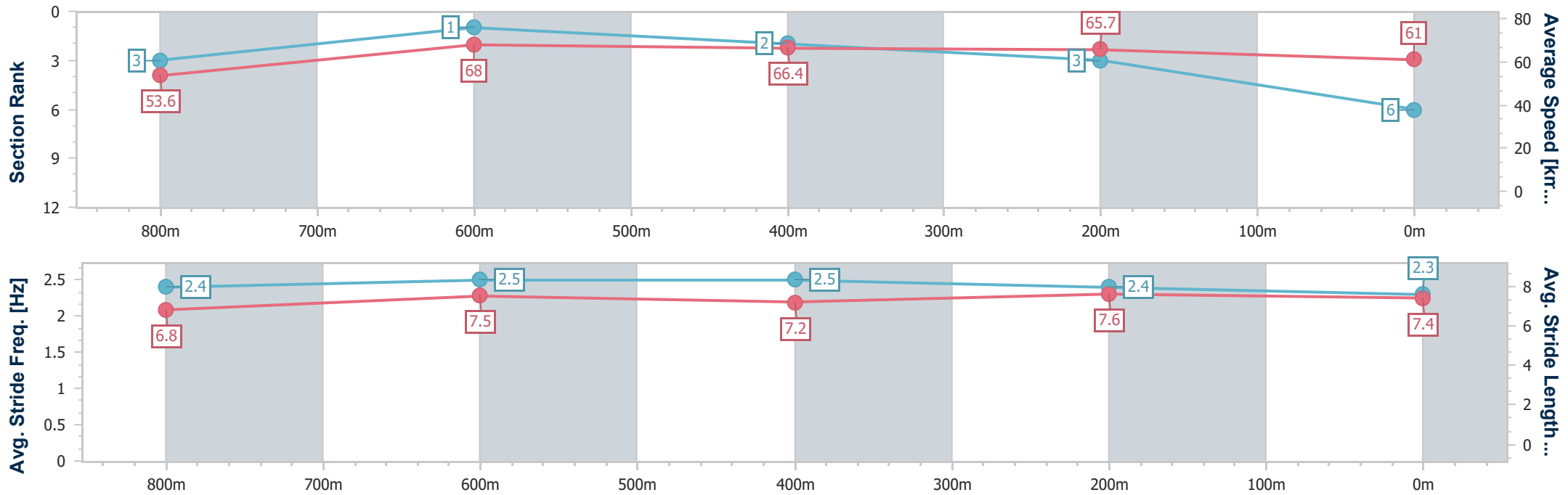
01 March 2025 - 12:49

Track Rating: Good 4, Weather: Fine, Rail Position: +2.5m Entire



BRISBANE RACING CLUB

Section	Overall	800m	600m	400m	200m
Section Times	0:57.72 [6] (0:13.52)	0:44.20 [3] (0:10.65)	0:33.55 [1] (0:10.77)	0:22.78 [2] (0:10.95)	0:11.83 [3] (0:11.83)
Average Speed [km/h]	53.6	68.0	66.4	65.7	61.0
Top Speed [km/h]	68.7	68.9	68.2	68.0	63.5
Avg. Dist. to Rail [m]	6.4	0.6	0.8	0.4	1.4
Avg. Stride Freq. [Hz]	2.4	2.5	2.5	2.4	2.3
Avg. Stride Length [m]	6.8	7.5	7.2	7.6	7.4



- [] Ranking at each section and finish
- .-.- No data available at this section
- NA No data available



Horse/Jockey Name	A Lot Of Booty
Final Rank	7
Fastest Section Time (Section)	0:10.75 (800m)
Top Speed [km/h] (Section)	68.8 (800m)
Race State	Finished



Eagle Farm QLD Professional
 Race 2: BRC MILLINERS MARKET 11 APRIL Class 2 Plate - 1000m

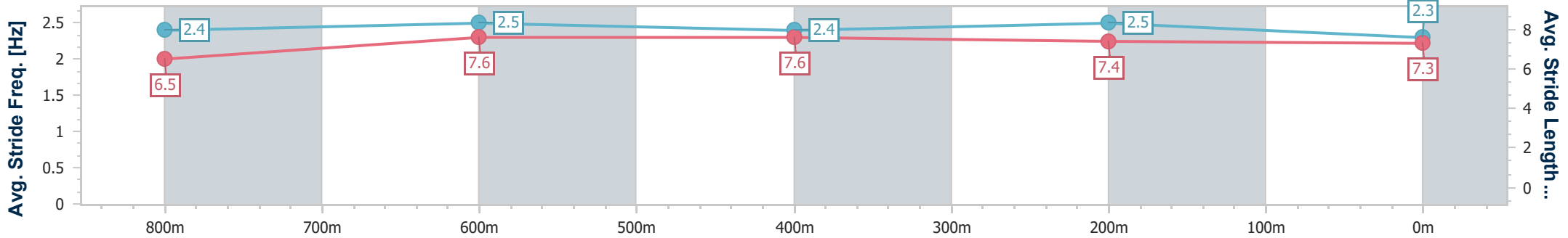
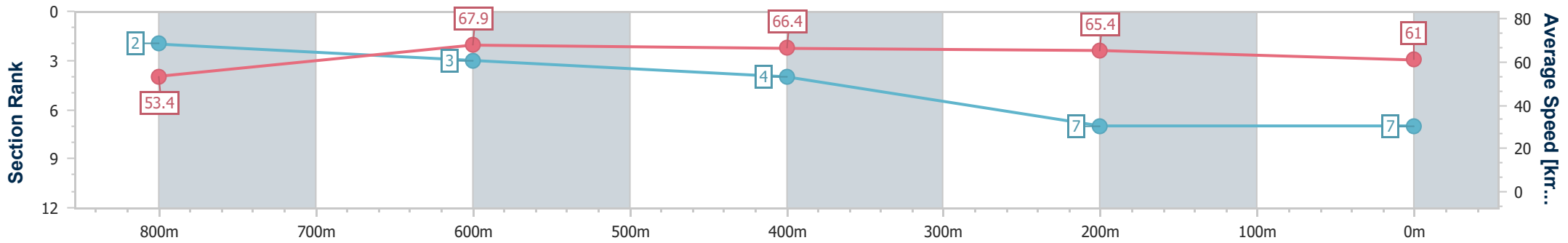
01 March 2025 - 12:49

Track Rating: Good 4, Weather: Fine, Rail Position: +2.5m Entire



BRISBANE RACING CLUB

Section	Overall	800m	600m	400m	200m
Section Times	0:58.03 [7] (0:13.51)	0:44.52 [2] (0:10.75)	0:33.77 [3] (0:10.93)	0:22.84 [4] (0:11.01)	0:11.83 [7] (0:11.83)
Average Speed [km/h]	53.4	67.9	66.4	65.4	61.0
Top Speed [km/h]	67.5	68.8	67.7	67.7	64.1
Avg. Dist. to Rail [m]	4.8	2.2	2.6	4.1	4.3
Avg. Stride Freq. [Hz]	2.4	2.5	2.4	2.5	2.3
Avg. Stride Length [m]	6.5	7.6	7.6	7.4	7.3



- [] Ranking at each section and finish
- .-.- No data available at this section
- NA No data available



Eagle Farm QLD Professional
Race 3: STRADBROKE SEASON BOOK NOW QTIS Two-Year-Old
Handicap - 1300m
01 March 2025 - 13:22



Track Rating: Good 4, Weather: Fine, Rail Position: +2.5m Entire

Section	Overall	1200m	1000m	800m	600m	400m	Last 600m
Field Times	1:17.02 (0:07.86)	1:09.16 (0:10.85)	0:58.31 (0:11.58)	0:46.73 (0:12.03)	0:34.70 (0:11.61)	0:23.09 (0:11.30)	0:34.70

Rank	TAB	Horse/Jockey	Barrier	Top Speed [km/h]	Fastest Section	Overall	1200m	1000m	800m	600m	400m	Last 600m	Distance Travelled [m]
1	8	PROFOUNDLY Damien Thornton	2	66.8 400m	0:08.11 Overall	1:17.02 [1] (0:08.11)	1:08.91 [5] (0:11.21)	0:57.70 [5] (0:11.35)	0:46.35 [5] (0:12.08)	0:34.27 [5] (0:11.49)	0:22.78 [5] (0:10.99)	0:34.27	
2	4	NOTTINGTON PRINCE Robbie Dolan	3	66.5 1200m	0:07.98 Overall	1:17.46 [2] (0:07.98)	1:09.48 [3] (0:11.08)	0:58.40 [4] (0:11.39)	0:47.01 [4] (0:12.02)	0:34.99 [4] (0:11.63)	0:23.36 [3] (0:11.15)	0:34.99	+2
3	5	MR WORTHINGTON Justin Stanley	1	66.8 1200m	0:07.96 Overall	1:17.60 [3] (0:07.96)	1:09.64 [2] (0:11.03)	0:58.61 [3] (0:11.39)	0:47.22 [3] (0:12.03)	0:35.19 [3] (0:11.70)	0:23.49 [4] (0:11.34)	0:35.19	-1
4	1	ATOMIC TIME Jag Guthmann-Chester	5	68.4 1200m	0:07.86 Overall	1:18.25 [4] (0:07.86)	1:10.39 [1] (0:10.85)	0:59.54 [1] (0:11.58)	0:47.96 [2] (0:12.11)	0:35.85 [2] (0:11.59)	0:24.26 [2] (0:11.45)	0:35.85	+2
5	9	SON OF A LIE Tiffani Brooker	4	69.5 1200m	0:08.01 Overall	1:18.49 [5] (0:08.01)	1:10.48 [4] (0:10.73)	0:59.75 [2] (0:11.55)	0:48.20 [1] (0:12.03)	0:36.17 [1] (0:11.61)	0:24.56 [1] (0:11.55)	0:36.17	+0

Scratched: Love To Torque (#3), Kurithea (#6), Piggietales (#7), Lipizzaner (#2)

[] Ranking at each section and finish
 -:-:- No data available at this section
 NA No data available

SCN Saddle cloth number
 DNF Did not finish
 DNT Did not track



Eagle Farm QLD Professional
Race 3: STRADBROKE SEASON BOOK NOW QTIS Two-Year-Old
Handicap - 1300m
01 March 2025 - 13:22



Track Rating: Good 4, Weather: Fine, Rail Position: +2.5m Entire

Section				200m				Last 600m	
Field Times				0:11.79		(0:11.79)		0:34.70	
Rank	TAB	Horse/Jockey	Barrier	Top Speed [km/h]	Fastest Section	Margin			Distance Travelled [m]
1	8	PROFOUNDLY Damien Thornton	2	66.8 400m	0:08.11 Overall	0:11.79 [1] (0:11.79)	1:17.02		0:34.27
2	4	NOTTINGTON PRINCE Robbie Dolan	3	66.5 1200m	0:07.98 Overall	0:12.21 [2] (0:12.21)	2.62L		0:34.99 +2
3	5	MR WORTHINGTON Justin Stanley	1	66.8 1200m	0:07.96 Overall	0:12.15 [4] (0:12.15)	3.44L		0:35.19 -1
4	1	ATOMIC TIME Jag Guthmann-Chester	5	68.4 1200m	0:07.86 Overall	0:12.81 [3] (0:12.81)	7.24L		0:35.85 +2
5	9	SON OF A LIE Tiffani Brooker	4	69.5 1200m	0:08.01 Overall	0:13.01 [5] (0:13.01)	8.67L		0:36.17 +0

Scratched: Love To Torque (#3), Kurithea (#6), Piggietales (#7), Lipizzaner (#2)



Horse/Jockey Name	Profoundly
Final Rank	1
Fastest Section Time (Section)	0:08.11 (Overall)
Top Speed [km/h] (Section)	66.8 (400m)
Race State	Finished

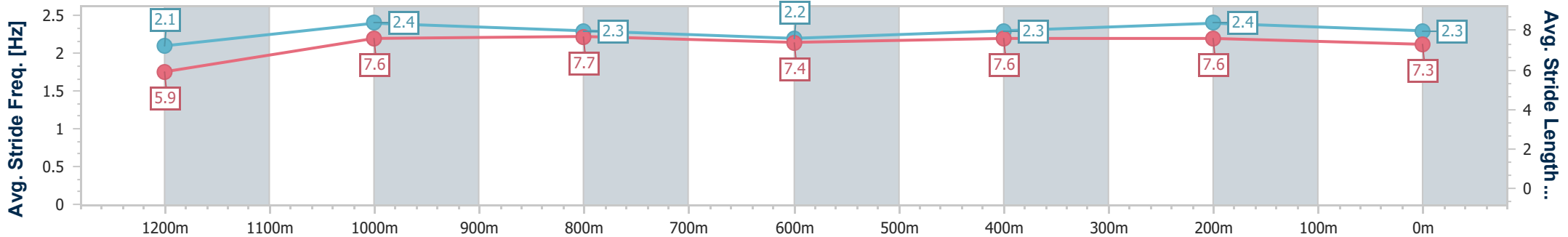
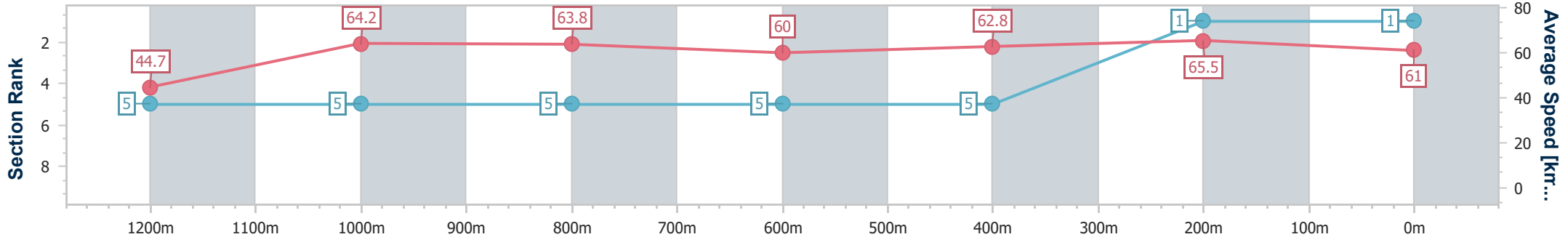


Eagle Farm QLD Professional
 Race 3: STRADBROKE SEASON BOOK NOW QTIS Two-Year-Old Handicap - 1300m
 01 March 2025 - 13:22
 Track Rating: Good 4, Weather: Fine, Rail Position: +2.5m Entire



BRISBANE RACING CLUB

Section	Overall	1200m	1000m	800m	600m	400m	200m
Section Times	1:17.02 [1] (0:08.11)	1:08.91 [5] (0:11.21)	0:57.70 [5] (0:11.35)	0:46.35 [5] (0:12.08)	0:34.27 [5] (0:11.49)	0:22.78 [5] (0:10.99)	0:11.79 [1] (0:11.79)
Average Speed [km/h]	44.7	64.2	63.8	60.0	62.8	65.5	61.0
Top Speed [km/h]	62.3	65.4	65.5	62.3	65.2	66.8	64.7
Avg. Dist. to Rail [m]	10.1	2.7	1.2	0.9	0.6	4.0	4.4
Avg. Stride Freq. [Hz]	2.1	2.4	2.3	2.2	2.3	2.4	2.3
Avg. Stride Length [m]	5.9	7.6	7.7	7.4	7.6	7.6	7.3



- [] Ranking at each section and finish
- .-.- No data available at this section
- NA No data available



Horse/Jockey Name	Nottingham Prince
Final Rank	2
Fastest Section Time (Section)	0:07.98 (Overall)
Top Speed [km/h] (Section)	66.5 (1200m)
Race State	Finished

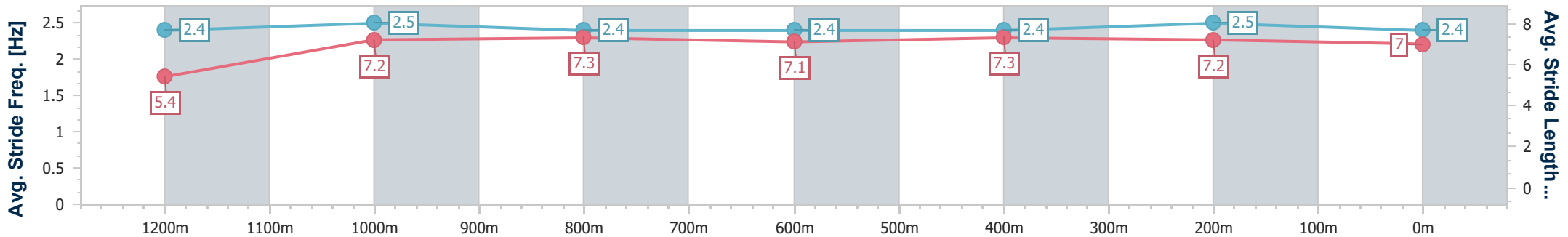
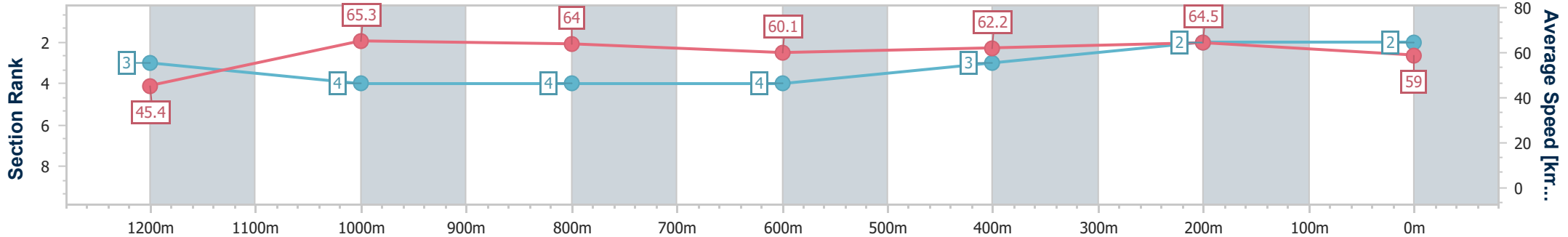


Eagle Farm QLD Professional
 Race 3: STRADBROKE SEASON BOOK NOW QTIS Two-Year-Old Handicap - 1300m
 01 March 2025 - 13:22
 Track Rating: Good 4, Weather: Fine, Rail Position: +2.5m Entire



BRISBANE RACING CLUB

Section	Overall	1200m	1000m	800m	600m	400m	200m
Section Times	1:17.46 [2] (0:07.98)	1:09.48 [3] (0:11.08)	0:58.40 [4] (0:11.39)	0:47.01 [4] (0:12.02)	0:34.99 [4] (0:11.63)	0:23.36 [3] (0:11.15)	0:12.21 [2] (0:12.21)
Average Speed [km/h]	45.4	65.3	64.0	60.1	62.2	64.5	59.0
Top Speed [km/h]	63.6	66.5	65.6	61.8	65.7	65.8	61.9
Avg. Dist. to Rail [m]	11.5	3.7	2.1	1.3	0.8	3.8	4.2
Avg. Stride Freq. [Hz]	2.4	2.5	2.4	2.4	2.4	2.5	2.4
Avg. Stride Length [m]	5.4	7.2	7.3	7.1	7.3	7.2	7.0



- [] Ranking at each section and finish
- .-.- No data available at this section
- NA No data available



Horse/Jockey Name	Mr Worthington
Final Rank	3
Fastest Section Time (Section)	0:07.96 (Overall)
Top Speed [km/h] (Section)	66.8 (1200m)
Race State	Finished

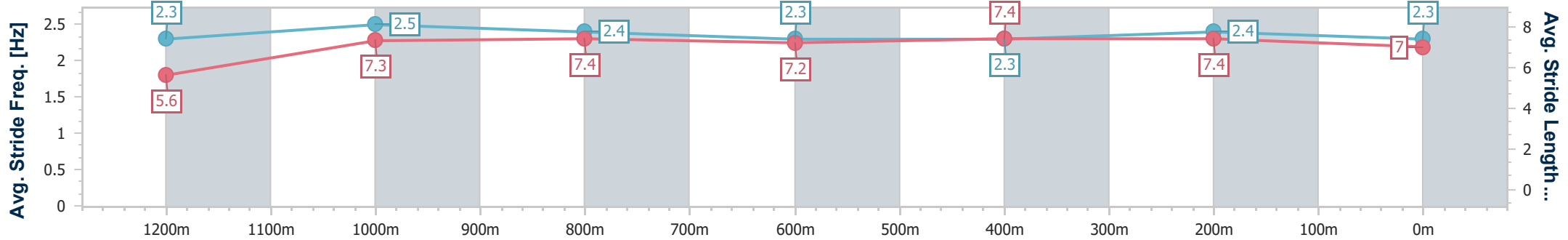
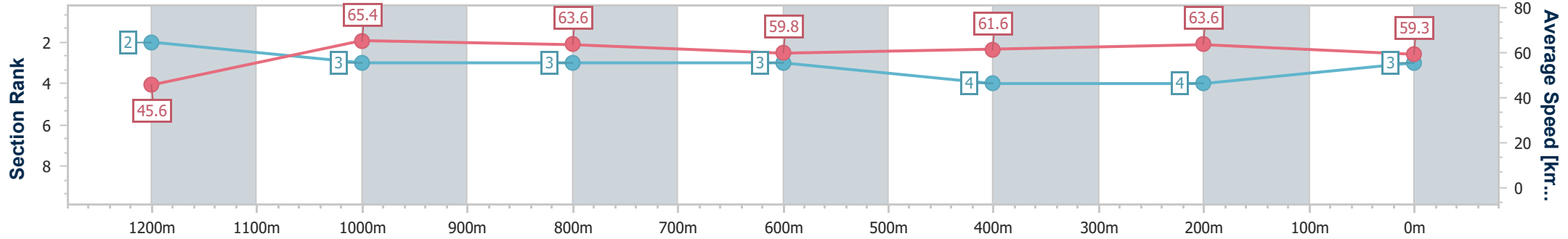


Eagle Farm QLD Professional
 Race 3: STRADBROKE SEASON BOOK NOW QTIS Two-Year-Old Handicap - 1300m
 01 March 2025 - 13:22
 Track Rating: Good 4, Weather: Fine, Rail Position: +2.5m Entire



BRISBANE RACING CLUB

Section	Overall	1200m	1000m	800m	600m	400m	200m
Section Times	1:17.60 [3] (0:07.96)	1:09.64 [2] (0:11.03)	0:58.61 [3] (0:11.39)	0:47.22 [3] (0:12.03)	0:35.19 [3] (0:11.70)	0:23.49 [4] (0:11.34)	0:12.15 [4] (0:12.15)
Average Speed [km/h]	45.6	65.4	63.6	59.8	61.6	63.6	59.3
Top Speed [km/h]	61.0	66.8	65.3	61.6	63.9	64.5	62.0
Avg. Dist. to Rail [m]	8.2	2.0	1.0	0.4	0.3	1.4	1.8
Avg. Stride Freq. [Hz]	2.3	2.5	2.4	2.3	2.3	2.4	2.3
Avg. Stride Length [m]	5.6	7.3	7.4	7.2	7.4	7.4	7.0



- [] Ranking at each section and finish
- .-.- No data available at this section
- NA No data available



Horse/Jockey Name	Atomic Time
Final Rank	4
Fastest Section Time (Section)	0:07.86 (Overall)
Top Speed [km/h] (Section)	68.4 (1200m)
Race State	Finished

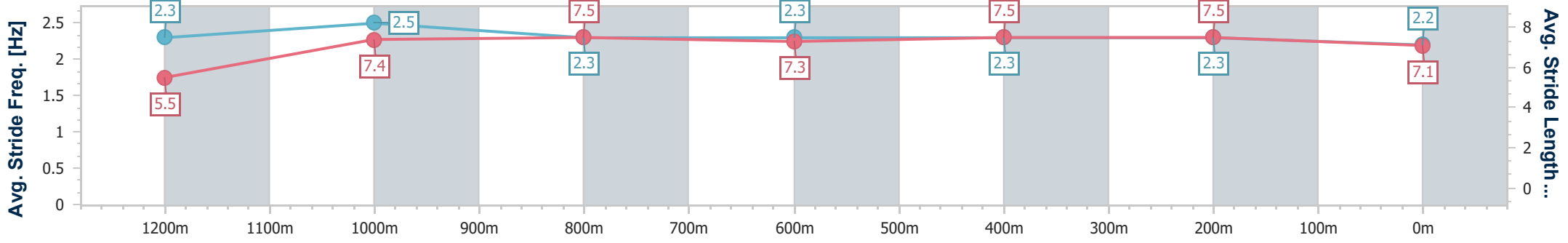
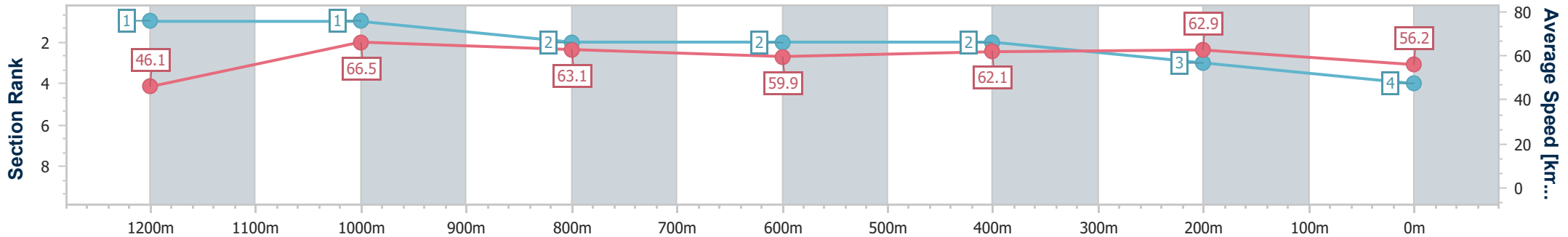


Eagle Farm QLD Professional
 Race 3: STRADBROKE SEASON BOOK NOW QTIS Two-Year-Old Handicap - 1300m
 01 March 2025 - 13:22
 Track Rating: Good 4, Weather: Fine, Rail Position: +2.5m Entire



BRISBANE RACING CLUB

Section	Overall	1200m	1000m	800m	600m	400m	200m
Section Times	1:18.25 [4] (0:07.86)	1:10.39 [1] (0:10.85)	0:59.54 [1] (0:11.58)	0:47.96 [2] (0:12.11)	0:35.85 [2] (0:11.59)	0:24.26 [2] (0:11.45)	0:12.81 [3] (0:12.81)
Average Speed [km/h]	46.1	66.5	63.1	59.9	62.1	62.9	56.2
Top Speed [km/h]	63.8	68.4	64.7	61.9	64.3	64.1	61.2
Avg. Dist. to Rail [m]	12.2	4.9	2.7	1.9	0.5	2.0	1.5
Avg. Stride Freq. [Hz]	2.3	2.5	2.3	2.3	2.3	2.3	2.2
Avg. Stride Length [m]	5.5	7.4	7.5	7.3	7.5	7.5	7.1



- [] Ranking at each section and finish
- .-.- No data available at this section
- NA No data available



Horse/Jockey Name	Son Of A Lie
Final Rank	5
Fastest Section Time (Section)	0:08.01 (Overall)
Top Speed [km/h] (Section)	69.5 (1200m)
Race State	Finished

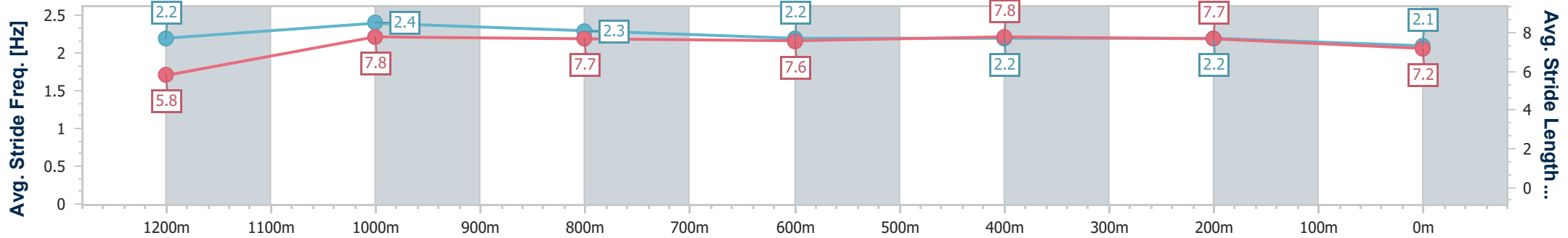
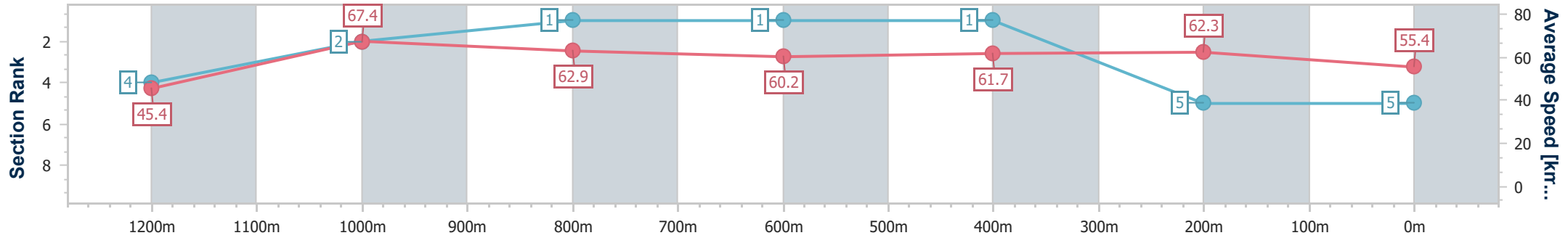


Eagle Farm QLD Professional
 Race 3: STRADBROKE SEASON BOOK NOW QTIS Two-Year-Old Handicap - 1300m
 01 March 2025 - 13:22
 Track Rating: Good 4, Weather: Fine, Rail Position: +2.5m Entire



BRISBANE RACING CLUB

Section	Overall	1200m	1000m	800m	600m	400m	200m
Section Times	1:18.49 [5] (0:08.01)	1:10.48 [4] (0:10.73)	0:59.75 [2] (0:11.55)	0:48.20 [1] (0:12.03)	0:36.17 [1] (0:11.61)	0:24.56 [1] (0:11.55)	0:13.01 [5] (0:13.01)
Average Speed [km/h]	45.4	67.4	62.9	60.2	61.7	62.3	55.4
Top Speed [km/h]	63.9	69.5	65.9	61.8	63.9	64.5	60.5
Avg. Dist. to Rail [m]	13.3	5.5	2.0	0.9	0.9	0.3	0.4
Avg. Stride Freq. [Hz]	2.2	2.4	2.3	2.2	2.2	2.2	2.1
Avg. Stride Length [m]	5.8	7.8	7.7	7.6	7.8	7.7	7.2



- [] Ranking at each section and finish
- .-.- No data available at this section
- NA No data available



Eagle Farm QLD Professional

Race 4: SKY RACING QTIS Three-Year-Old Handicap - 1400m

01 March 2025 - 13:57



BRISBANE
RACING CLUB

Track Rating: Good 4, Weather: Fine, Rail Position: +2.5m Entire

Section		Overall	1200m	1000m	800m	600m	400m	Last 600m				
Field Times		1:22.38 (0:13.64)	1:08.74 (0:10.86)	0:57.88 (0:11.50)	0:46.38 (0:11.94)	0:34.44 (0:11.22)	0:23.22 (0:11.20)	0:34.44				
Rank	TAB Horse/Jockey	Barrier	Top Speed [km/h]	Fastest Section	Distance Travelled [m]							
1	1 GOODLUCKTOME Michael Rodd	2	67.6 600m	0:11.00 400m	1:22.38 [1] (0:13.88)	1:08.50 [3] (0:11.05)	0:57.45 [3] (0:11.46)	0:45.99 [3] (0:11.94)	0:34.05 [3] (0:11.03)	0:23.02 [2] (0:11.00)	0:34.05	
2	6 DEEP FOCUS Bailey Wheeler	5	66.6 600m	0:10.99 600m	1:22.64 [2] (0:14.14)	1:08.50 [5] (0:11.15)	0:57.35 [6] (0:11.38)	0:45.97 [5] (0:11.90)	0:34.07 [5] (0:10.99)	0:23.08 [4] (0:11.09)	0:34.07	-8
3	2 SILVA 'N' SUAVE Emily Lang	3	67.8 1200m	0:10.86 1200m	1:22.77 [3] (0:13.64)	1:09.13 [1] (0:10.86)	0:58.27 [1] (0:11.50)	0:46.77 [1] (0:11.94)	0:34.83 [1] (0:11.22)	0:23.61 [1] (0:11.32)	0:34.83	-3
4	7 ANNIE ONE READY Cejay Graham	7	67.8 1200m	0:10.97 400m	1:22.84 [4] (0:14.43)	1:08.41 [7] (0:11.03)	0:57.38 [7] (0:11.46)	0:45.92 [7] (0:11.99)	0:33.93 [7] (0:11.00)	0:22.93 [7] (0:10.97)	0:33.93	+2
5	4 RUN LUCY RUN Damien Thornton	4	66.9 600m	0:11.03 600m	1:23.59 [5] (0:13.94)	1:09.65 [4] (0:11.08)	0:58.57 [4] (0:11.48)	0:47.09 [4] (0:11.94)	0:35.15 [4] (0:11.03)	0:24.12 [3] (0:11.28)	0:35.15	-3
6	3 JUST PRECIOUS Kyle Wilson-Taylor	6	68.3 600m	0:10.90 600m	1:23.73 [6] (0:14.22)	1:09.51 [6] (0:11.00)	0:58.51 [5] (0:11.52)	0:46.99 [6] (0:12.10)	0:34.89 [6] (0:10.90)	0:23.99 [6] (0:11.09)	0:34.89	+0
7	5 THE TORQUE FACTOR Robbie Dolan	1	67.4 1200m	0:10.94 1200m	1:24.98 [7] (0:13.66)	1:11.32 [2] (0:10.94)	1:00.38 [2] (0:11.53)	0:48.85 [2] (0:12.06)	0:36.79 [2] (0:11.53)	0:25.26 [5] (0:11.84)	0:36.79	+1

[] Ranking at each section and finish
 -:-:- No data available at this section
 NA No data available

SCN Saddle cloth number
 DNF Did not finish
 DNT Did not track



Eagle Farm QLD Professional

Race 4: SKY RACING QTIS Three-Year-Old Handicap - 1400m

01 March 2025 - 13:57



BRISBANE
RACING CLUB

Track Rating: Good 4, Weather: Fine, Rail Position: +2.5m Entire

Section							200m			Last 600m
Field Times							0:12.02			0:34.44
							(0:12.02)			
Rank	TAB	Horse/Jockey	Barrier	Top Speed [km/h]	Fastest Section	Margin			Distance Travelled [m]	
1	1	GOODLUCKTOME Michael Rodd	2	67.6 600m	0:11.00 400m	0:12.02 [1] (0:12.02)	1:22.38		0:34.05	
2	6	DEEP FOCUS Bailey Wheeler	5	66.6 600m	0:10.99 600m	0:11.99 [3] (0:11.99)	1.54L		0:34.07 -8	
3	2	SILVA 'N' SUAVE Emily Lang	3	67.8 1200m	0:10.86 1200m	0:12.29 [2] (0:12.29)	2.28L		0:34.83 -3	
4	7	ANNIE ONE READY Cejay Graham	7	67.8 1200m	0:10.97 400m	0:11.96 [6] (0:11.96)	2.7L		0:33.93 +2	
5	4	RUN LUCY RUN Damien Thornton	4	66.9 600m	0:11.03 600m	0:12.84 [4] (0:12.84)	7.12L		0:35.15 -3	
6	3	JUST PRECIOUS Kyle Wilson-Taylor	6	68.3 600m	0:10.90 600m	0:12.90 [5] (0:12.90)	7.94L		0:34.89 +0	
7	5	THE TORQUE FACTOR Robbie Dolan	1	67.4 1200m	0:10.94 1200m	0:13.42 [7] (0:13.42)	15.3L		0:36.79 +1	



Horse/Jockey Name	Goodlucktome
Final Rank	1
Fastest Section Time (Section)	0:11.00 (400m)
Top Speed [km/h] (Section)	67.6 (600m)
Race State	Finished

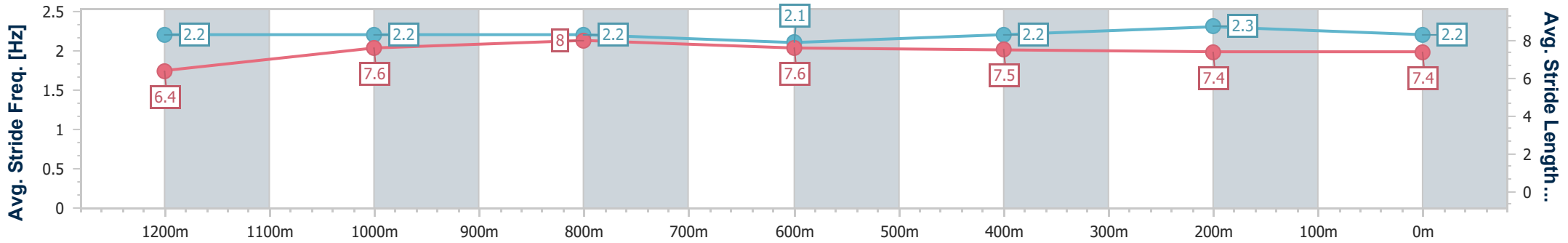
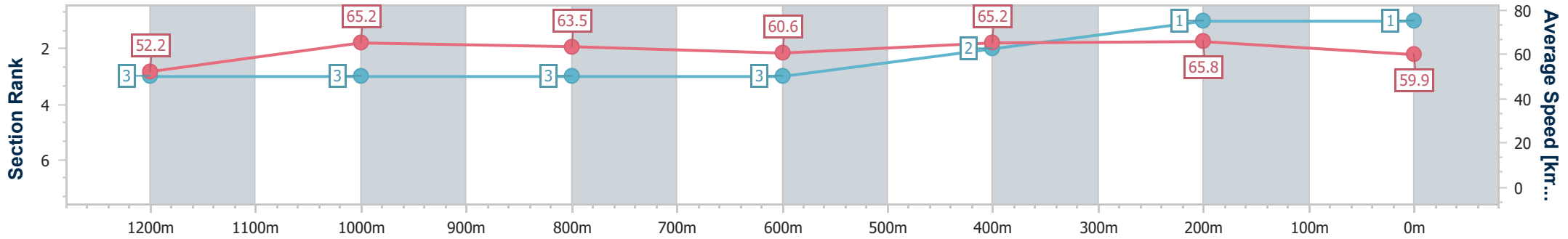


Eagle Farm QLD Professional
 Race 4: SKY RACING QTIS Three-Year-Old Handicap - 1400m
 01 March 2025 - 13:57
 Track Rating: Good 4, Weather: Fine, Rail Position: +2.5m Entire



BRISBANE
RACING CLUB

Section	Overall	1200m	1000m	800m	600m	400m	200m
Section Times	1:22.38 [1] (0:13.88)	1:08.50 [3] (0:11.05)	0:57.45 [3] (0:11.46)	0:45.99 [3] (0:11.94)	0:34.05 [3] (0:11.03)	0:23.02 [2] (0:11.00)	0:12.02 [1] (0:12.02)
Average Speed [km/h]	52.2	65.2	63.5	60.6	65.2	65.8	59.9
Top Speed [km/h]	65.4	66.2	64.4	62.7	67.6	67.5	63.5
Avg. Dist. to Rail [m]	3.9	2.4	2.1	1.3	0.5	2.7	2.4
Avg. Stride Freq. [Hz]	2.2	2.2	2.2	2.1	2.2	2.3	2.2
Avg. Stride Length [m]	6.4	7.6	8.0	7.6	7.5	7.4	7.4



- [] Ranking at each section and finish
- .-.- No data available at this section
- NA No data available



Horse/Jockey Name	Deep Focus
Final Rank	2
Fastest Section Time (Section)	0:10.99 (600m)
Top Speed [km/h] (Section)	66.6 (600m)
Race State	Finished

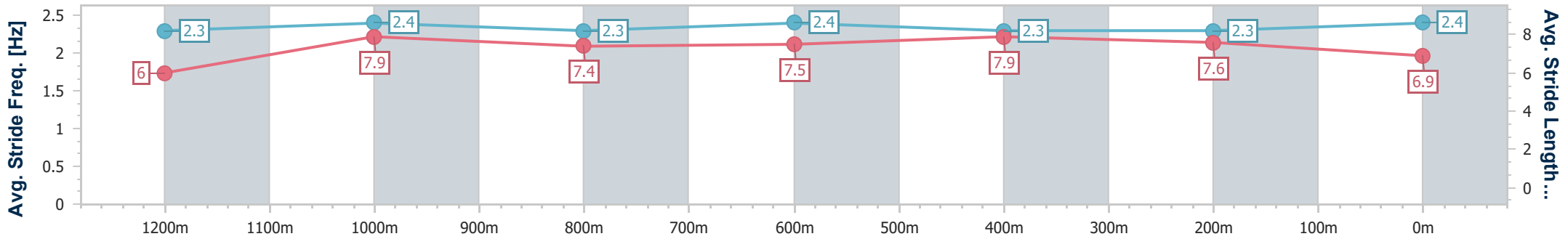
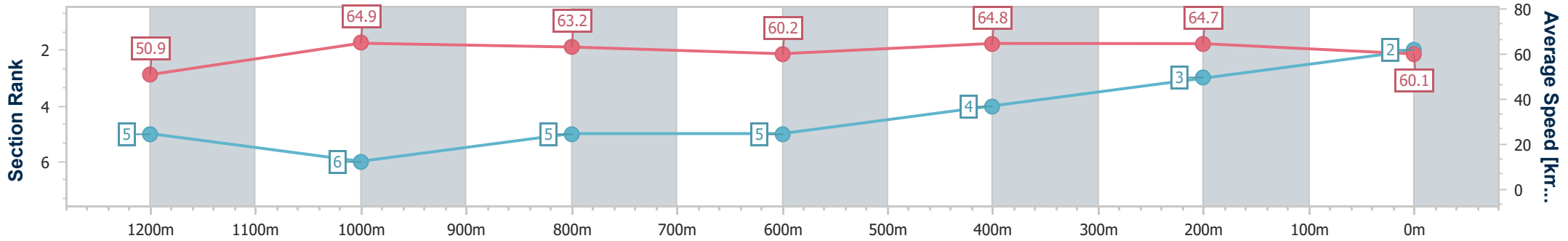


Eagle Farm QLD Professional
 Race 4: SKY RACING QTIS Three-Year-Old Handicap - 1400m
 01 March 2025 - 13:57
 Track Rating: Good 4, Weather: Fine, Rail Position: +2.5m Entire



BRISBANE
 RACING CLUB

Section	Overall	1200m	1000m	800m	600m	400m	200m
Section Times	1:22.64 [2] (0:14.14)	1:08.50 [5] (0:11.15)	0:57.35 [6] (0:11.38)	0:45.97 [5] (0:11.90)	0:34.07 [5] (0:10.99)	0:23.08 [4] (0:11.09)	0:11.99 [3] (0:11.99)
Average Speed [km/h]	50.9	64.9	63.2	60.2	64.8	64.7	60.1
Top Speed [km/h]	65.1	65.9	64.5	63.0	66.6	66.3	62.9
Avg. Dist. to Rail [m]	3.6	2.3	0.8	1.8	2.2	3.0	3.8
Avg. Stride Freq. [Hz]	2.3	2.4	2.3	2.4	2.3	2.3	2.4
Avg. Stride Length [m]	6.0	7.9	7.4	7.5	7.9	7.6	6.9



- [] Ranking at each section and finish
- .-.- No data available at this section
- NA No data available



Horse/Jockey Name	Silva 'N' Suave
Final Rank	3
Fastest Section Time (Section)	0:10.86 (1200m)
Top Speed [km/h] (Section)	67.8 (1200m)
Race State	Finished

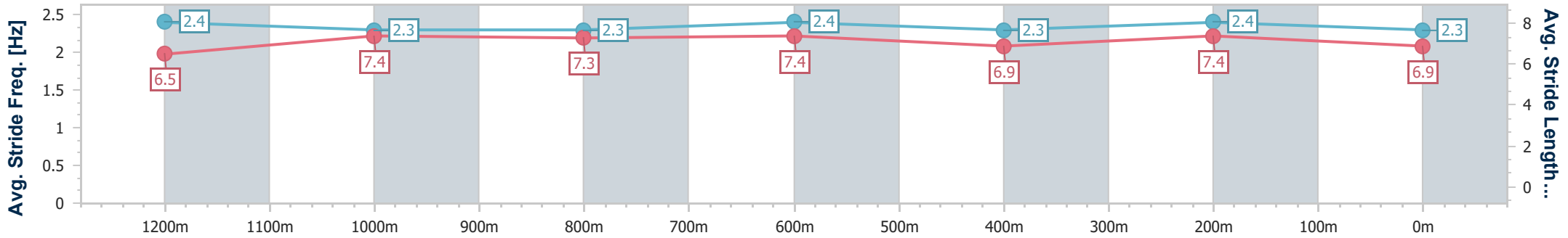
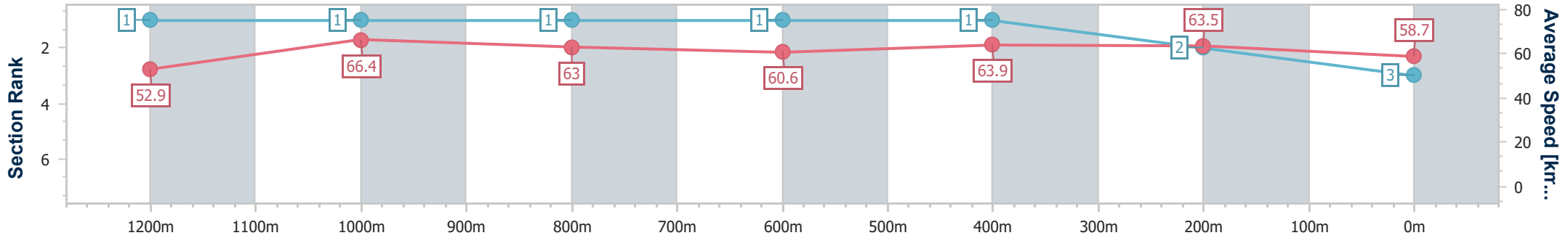


Eagle Farm QLD Professional
 Race 4: SKY RACING QTIS Three-Year-Old Handicap - 1400m
 01 March 2025 - 13:57
 Track Rating: Good 4, Weather: Fine, Rail Position: +2.5m Entire



BRISBANE
 RACING CLUB

Section	Overall	1200m	1000m	800m	600m	400m	200m
Section Times	1:22.77 [3] (0:13.64)	1:09.13 [1] (0:10.86)	0:58.27 [1] (0:11.50)	0:46.77 [1] (0:11.94)	0:34.83 [1] (0:11.22)	0:23.61 [1] (0:11.32)	0:12.29 [2] (0:12.29)
Average Speed [km/h]	52.9	66.4	63.0	60.6	63.9	63.5	58.7
Top Speed [km/h]	67.2	67.8	66.0	62.4	64.9	65.5	61.7
Avg. Dist. to Rail [m]	4.3	2.5	1.8	0.9	0.8	0.8	0.3
Avg. Stride Freq. [Hz]	2.4	2.3	2.3	2.4	2.3	2.4	2.3
Avg. Stride Length [m]	6.5	7.4	7.3	7.4	6.9	7.4	6.9



- [] Ranking at each section and finish
- .-.- No data available at this section
- NA No data available



Horse/Jockey Name	Annie One Ready
Final Rank	4
Fastest Section Time (Section)	0:10.97 (400m)
Top Speed [km/h] (Section)	67.8 (1200m)
Race State	Finished

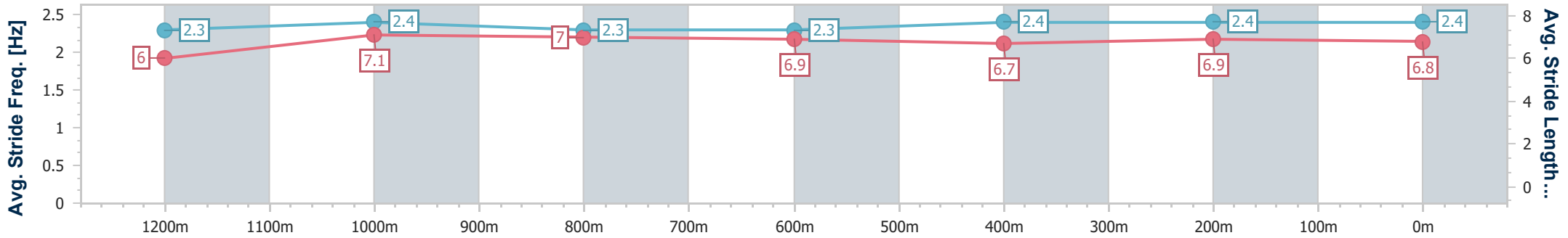
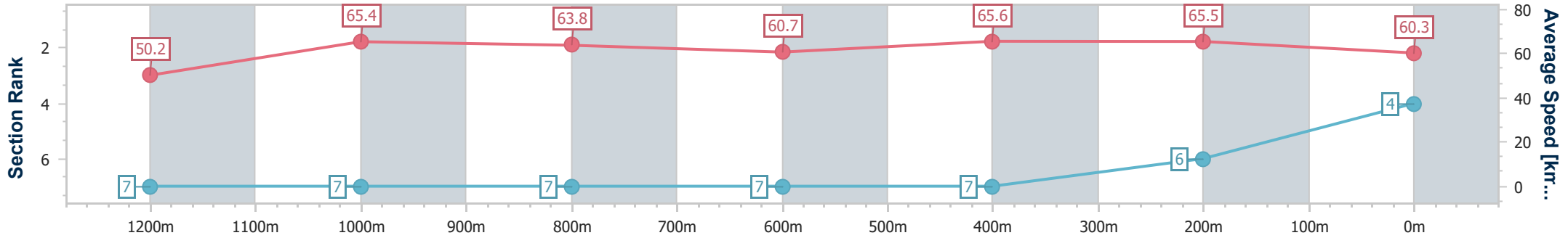


Eagle Farm QLD Professional
 Race 4: SKY RACING QTIS Three-Year-Old Handicap - 1400m
 01 March 2025 - 13:57
 Track Rating: Good 4, Weather: Fine, Rail Position: +2.5m Entire



BRISBANE
 RACING CLUB

Section	Overall	1200m	1000m	800m	600m	400m	200m
Section Times	1:22.84 [4] (0:14.43)	1:08.41 [7] (0:11.03)	0:57.38 [7] (0:11.46)	0:45.92 [7] (0:11.99)	0:33.93 [7] (0:11.00)	0:22.93 [7] (0:10.97)	0:11.96 [6] (0:11.96)
Average Speed [km/h]	50.2	65.4	63.8	60.7	65.6	65.5	60.3
Top Speed [km/h]	65.6	67.8	65.3	63.3	67.7	67.5	63.5
Avg. Dist. to Rail [m]	6.3	3.3	3.1	2.3	0.9	4.3	3.6
Avg. Stride Freq. [Hz]	2.3	2.4	2.3	2.3	2.4	2.4	2.4
Avg. Stride Length [m]	6.0	7.1	7.0	6.9	6.7	6.9	6.8



- [] Ranking at each section and finish
- .-.- No data available at this section
- NA No data available



Horse/Jockey Name	Run Lucy Run
Final Rank	5
Fastest Section Time (Section)	0:11.03 (600m)
Top Speed [km/h] (Section)	66.9 (600m)
Race State	Finished

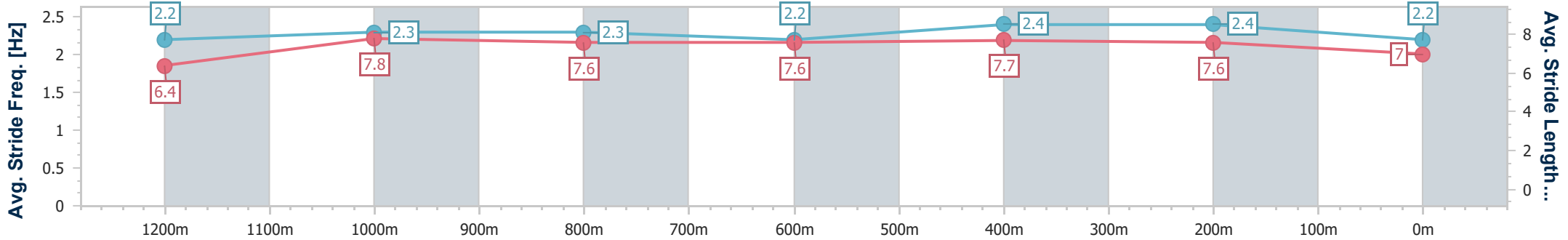
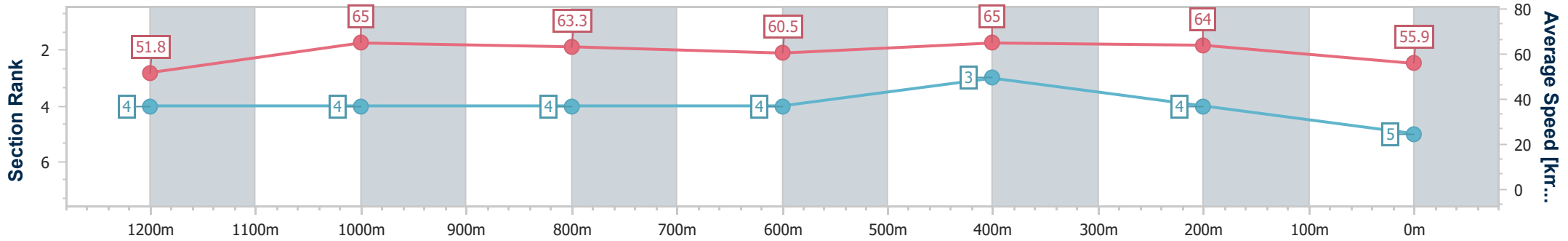


Eagle Farm QLD Professional
 Race 4: SKY RACING QTIS Three-Year-Old Handicap - 1400m
 01 March 2025 - 13:57
 Track Rating: Good 4, Weather: Fine, Rail Position: +2.5m Entire



BRISBANE
 RACING CLUB

Section	Overall	1200m	1000m	800m	600m	400m	200m
Section Times	1:23.59 [5] (0:13.94)	1:09.65 [4] (0:11.08)	0:58.57 [4] (0:11.48)	0:47.09 [4] (0:11.94)	0:35.15 [4] (0:11.03)	0:24.12 [3] (0:11.28)	0:12.84 [4] (0:12.84)
Average Speed [km/h]	51.8	65.0	63.3	60.5	65.0	64.0	55.9
Top Speed [km/h]	64.5	66.7	65.1	63.4	66.9	66.3	60.0
Avg. Dist. to Rail [m]	5.5	3.2	2.1	0.7	0.6	1.8	2.9
Avg. Stride Freq. [Hz]	2.2	2.3	2.3	2.2	2.4	2.4	2.2
Avg. Stride Length [m]	6.4	7.8	7.6	7.6	7.7	7.6	7.0



- [] Ranking at each section and finish
- .-.- No data available at this section
- NA No data available



Horse/Jockey Name	Just Precious
Final Rank	6
Fastest Section Time (Section)	0:10.90 (600m)
Top Speed [km/h] (Section)	68.3 (600m)
Race State	Finished

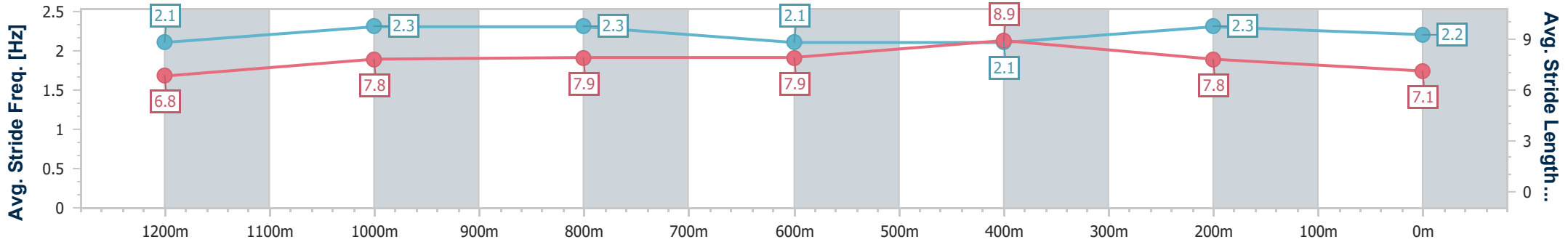
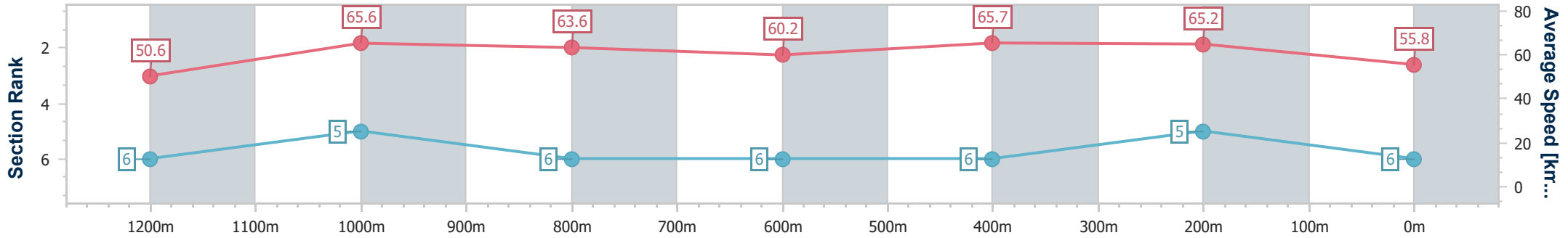


Eagle Farm QLD Professional
 Race 4: SKY RACING QTIS Three-Year-Old Handicap - 1400m
 01 March 2025 - 13:57
 Track Rating: Good 4, Weather: Fine, Rail Position: +2.5m Entire



BRISBANE
RACING CLUB

Section	Overall	1200m	1000m	800m	600m	400m	200m
Section Times	1:23.73 [6] (0:14.22)	1:09.51 [6] (0:11.00)	0:58.51 [5] (0:11.52)	0:46.99 [6] (0:12.10)	0:34.89 [6] (0:10.90)	0:23.99 [6] (0:11.09)	0:12.90 [5] (0:12.90)
Average Speed [km/h]	50.6	65.6	63.6	60.2	65.7	65.2	55.8
Top Speed [km/h]	65.8	67.0	64.4	63.3	68.3	67.5	60.8
Avg. Dist. to Rail [m]	4.8	2.9	2.8	2.6	1.0	5.1	6.0
Avg. Stride Freq. [Hz]	2.1	2.3	2.3	2.1	2.1	2.3	2.2
Avg. Stride Length [m]	6.8	7.8	7.9	7.9	8.9	7.8	7.1



- [] Ranking at each section and finish
- .-.- No data available at this section
- NA No data available



Horse/Jockey Name	The Torque Factor
Final Rank	7
Fastest Section Time (Section)	0:10.94 (1200m)
Top Speed [km/h] (Section)	67.4 (1200m)
Race State	Finished

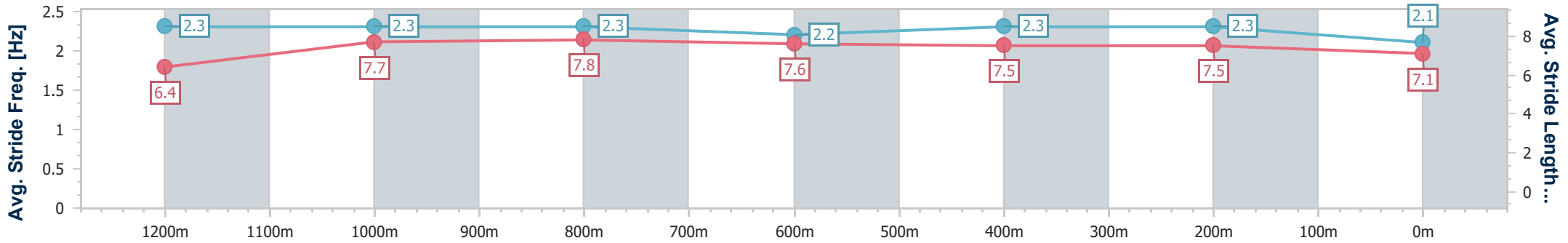
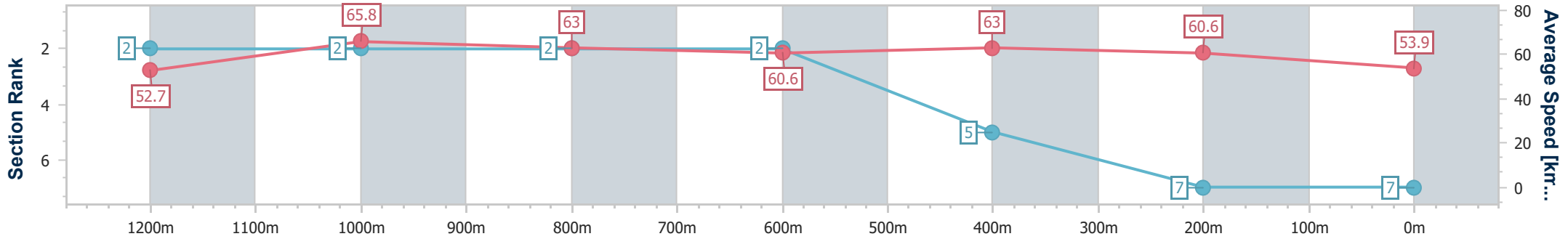


Eagle Farm QLD Professional
 Race 4: SKY RACING QTIS Three-Year-Old Handicap - 1400m
 01 March 2025 - 13:57
 Track Rating: Good 4, Weather: Fine, Rail Position: +2.5m Entire



BRISBANE
RACING CLUB

Section	Overall	1200m	1000m	800m	600m	400m	200m
Section Times	1:24.98 [7] (0:13.66)	1:11.32 [2] (0:10.94)	1:00.38 [2] (0:11.53)	0:48.85 [2] (0:12.06)	0:36.79 [2] (0:11.53)	0:25.26 [5] (0:11.84)	0:13.42 [7] (0:13.42)
Average Speed [km/h]	52.7	65.8	63.0	60.6	63.0	60.6	53.9
Top Speed [km/h]	66.7	67.4	64.4	62.4	64.2	62.8	57.6
Avg. Dist. to Rail [m]	2.9	2.0	1.8	2.6	1.8	1.9	2.0
Avg. Stride Freq. [Hz]	2.3	2.3	2.3	2.2	2.3	2.3	2.1
Avg. Stride Length [m]	6.4	7.7	7.8	7.6	7.5	7.5	7.1



- [] Ranking at each section and finish
- .-.- No data available at this section
- NA No data available



Eagle Farm QLD Professional

Race 5: THE GIBSON BENCHMARK 78 Handicap - 2206m

01 March 2025 - 14:32



BRISBANE
RACING CLUB

Track Rating: Good 4, Weather: Fine, Rail Position: +2.5m Entire

Section														
Field Times	Overall	2000m	1800m	1600m	1400m	1200m	1000m	Last 600m						
	2:17.69 (0:14.78)	2:02.91 (0:12.40)	1:50.51 (0:12.81)	1:37.70 (0:13.03)	1:24.67 (0:12.90)	1:11.77 (0:12.92)	0:58.85 (0:12.48)	0:34.31						
Rank	TAB	Horse/Jockey	Barrier	Top Speed [km/h]	Fastest Section								Distance Travelled [m]	
1	7	ARIZONA DREAMING Damien Thornton	7	66.1 600m	0:11.10 400m	2:17.69 [1] (0:15.21)	2:02.48 [4] (0:12.46)	1:50.02 [5] (0:12.76)	1:37.26 [4] (0:13.03)	1:24.23 [4] (0:12.83)	1:11.40 [3] (0:12.78)	0:58.62 [3] (0:12.43)	0:34.10	
2	2	EL JASOR Andrew Mallyon	10	66.1 600m	0:11.05 400m	2:17.71 [2] (0:15.39)	2:02.32 [6] (0:12.45)	1:49.87 [6] (0:12.81)	1:37.06 [6] (0:13.03)	1:24.03 [6] (0:12.85)	1:11.18 [6] (0:12.90)	0:58.28 [6] (0:12.39)	0:33.84	-6
3	11	DEVOCEAN Bailey Wheeler	12	65.4 400m	0:11.13 400m	2:18.26 [3] (0:15.97)	2:02.29 [9] (0:12.36)	1:49.93 [8] (0:12.57)	1:37.36 [8] (0:13.02)	1:24.34 [7] (0:12.99)	1:11.35 [8] (0:12.85)	0:58.50 [8] (0:12.25)	0:34.25	-15
4	6	ROLLER COASTER Michael Rodd	9	67.9 400m	0:10.88 400m	2:18.26 [4] (0:15.75)	2:02.51 [8] (0:12.69)	1:49.82 [9] (0:12.92)	1:36.90 [10] (0:12.99)	1:23.91 [10] (0:12.85)	1:11.06 [10] (0:12.88)	0:58.18 [10] (0:12.27)	0:33.83	+0
5	8	CELESTIAL FURY Mark Du Plessis	2	64.5 Overall	0:11.34 400m	2:18.31 [5] (0:14.78)	2:03.53 [1] (0:12.40)	1:51.13 [1] (0:12.81)	1:38.32 [1] (0:13.03)	1:25.29 [1] (0:12.90)	1:12.39 [1] (0:12.92)	0:59.47 [1] (0:12.48)	0:34.93	-9
6	12	CASTEL TROSINO Robbie Dolan	1	64.5 400m	0:11.32 400m	2:18.34 [6] (0:15.00)	2:03.34 [3] (0:12.40)	1:50.94 [2] (0:12.84)	1:38.10 [3] (0:13.12)	1:24.98 [3] (0:12.98)	1:12.00 [4] (0:12.91)	0:59.09 [4] (0:12.39)	0:34.61	-11
7	9	SIMPLY REFUSE Taylor Marshall	11	66.4 400m	0:11.10 400m	2:18.46 [7] (0:16.02)	2:02.44 [10] (0:12.47)	1:49.97 [10] (0:12.78)	1:37.19 [9] (0:12.95)	1:24.24 [9] (0:12.86)	1:11.38 [9] (0:12.89)	0:58.49 [9] (0:12.22)	0:34.28	-7
8	4	ALDEENAARY Ron Stewart	8	65.5 400m	0:11.22 400m	2:18.47 [8] (0:15.58)	2:02.89 [7] (0:12.56)	1:50.33 [7] (0:12.76)	1:37.57 [7] (0:13.03)	1:24.54 [8] (0:12.84)	1:11.70 [7] (0:12.87)	0:58.83 [7] (0:12.33)	0:34.48	-4
9	1	KIPLING'S JOURNEY Jag Guthmann-Chester	6	63.9 600m	0:11.53 400m	2:19.13 [9] (0:15.25)	2:03.88 [5] (0:12.40)	1:51.48 [4] (0:12.84)	1:38.64 [5] (0:13.09)	1:25.55 [5] (0:12.91)	1:12.64 [5] (0:12.90)	0:59.74 [5] (0:12.41)	0:35.30	-9
10	5	COUP DE TONNERRE Kyle Wilson-Taylor	4	62.7 600m	0:11.71 600m	2:19.70 [10] (0:14.96)	2:04.74 [2] (0:12.47)	1:52.27 [3] (0:12.73)	1:39.54 [2] (0:12.98)	1:26.56 [2] (0:12.92)	1:13.64 [2] (0:12.87)	1:00.77 [2] (0:12.41)	0:36.25	-7

Scratched: Chateaux Park (#10), Lionel (#3)

Report Created: Sat 1 March 2025 14:57 GMT+10 (Note: Timing is based on position data)

Page 1/12

[] Ranking at each section and finish
 -:-:- No data available at this section
 NA No data available

SCN Saddle cloth number
 DNF Did not finish
 DNT Did not track

data processed by TRIPLES DATA



Eagle Farm QLD Professional

Race 5: THE GIBSON BENCHMARK 78 Handicap - 2206m

01 March 2025 - 14:32



BRISBANE
RACING CLUB

Track Rating: Good 4, Weather: Fine, Rail Position: +2.5m Entire

Section						800m	600m	400m	200m	Last 600m	
Field Times						0:46.37 (0:12.06)	0:34.31 (0:11.48)	0:22.83 (0:11.18)	0:11.65 (0:11.65)	0:34.31	
Rank	TAB Horse/Jockey	Barrier	Top Speed [km/h]	Fastest Section					Margin	Distance Travelled [m]	
1	7 ARIZONA DREAMING Damien Thornton	7	66.1 600m	0:11.10 400m	0:46.19 [3] (0:12.09)	0:34.10 [3] (0:11.35)	0:22.75 [2] (0:11.10)	0:11.65 [1] (0:11.65)	2:17.69	0:34.10	
2	2 EL JASOR Andrew Mallyon	10	66.1 600m	0:11.05 400m	0:45.89 [6] (0:12.05)	0:33.84 [6] (0:11.29)	0:22.55 [3] (0:11.05)	0:11.50 [3] (0:11.50)	0.09L	0:33.84 -6	
3	11 DEVOCEAN Bailey Wheeler	12	65.4 400m	0:11.13 400m	0:46.25 [8] (0:12.00)	0:34.25 [8] (0:11.40)	0:22.85 [7] (0:11.13)	0:11.72 [6] (0:11.72)	3.37L	0:34.25 -15	
4	6 ROLLER COASTER Michael Rodd	9	67.9 400m	0:10.88 400m	0:45.91 [10] (0:12.08)	0:33.83 [10] (0:11.27)	0:22.56 [10] (0:10.88)	0:11.68 [7] (0:11.68)	3.37L	0:33.83 +0	
5	8 CELESTIAL FURY Mark Du Plessis	2	64.5 Overall	0:11.34 400m	0:46.99 [1] (0:12.06)	0:34.93 [1] (0:11.48)	0:23.45 [1] (0:11.34)	0:12.11 [2] (0:12.11)	3.64L	0:34.93 -9	
6	12 CASTEL TROSINO Robbie Dolan	1	64.5 400m	0:11.32 400m	0:46.70 [4] (0:12.09)	0:34.61 [4] (0:11.49)	0:23.12 [5] (0:11.32)	0:11.80 [4] (0:11.80)	3.82L	0:34.61 -11	
7	9 SIMPLY REFUSE Taylor Marshall	11	66.4 400m	0:11.10 400m	0:46.27 [9] (0:11.99)	0:34.28 [9] (0:11.26)	0:23.02 [9] (0:11.10)	0:11.92 [4] (0:11.92)	4.52L	0:34.28 -7	
8	4 ALDEENAARY Ron Stewart	8	65.5 400m	0:11.22 400m	0:46.50 [7] (0:12.02)	0:34.48 [7] (0:11.38)	0:23.10 [6] (0:11.22)	0:11.88 [8] (0:11.88)	4.59L	0:34.48 -4	
9	1 KIPLING'S JOURNEY Jag Guthmann-Chester	6	63.9 600m	0:11.53 400m	0:47.33 [5] (0:12.03)	0:35.30 [5] (0:11.59)	0:23.71 [8] (0:11.53)	0:12.18 [9] (0:12.18)	8.5L	0:35.30 -9	
10	5 COUP DE TONNERRE Kyle Wilson-Taylor	4	62.7 600m	0:11.71 600m	0:48.36 [2] (0:12.11)	0:36.25 [2] (0:11.71)	0:24.54 [4] (0:11.79)	0:12.75 [10] (0:12.75)	11.8L	0:36.25 -7	

Scratched: Chateaux Park (#10), Lionel (#3)

Report Created: Sat 1 March 2025 14:57 GMT+10 (Note: Timing is based on position data)

Page 2/12

[] Ranking at each section and finish
 -:-:- No data available at this section
 NA No data available

SCN Saddle cloth number
 DNF Did not finish
 DNT Did not track

data processed by  TRIPLES DATA



Horse/Jockey Name	Arizona Dreaming
Final Rank	1
Fastest Section Time (Section)	0:11.10 (400m)
Top Speed [km/h] (Section)	66.1 (600m)
Race State	Finished



Eagle Farm QLD Professional

Race 5: THE GIBSON BENCHMARK 78 Handicap - 2206m

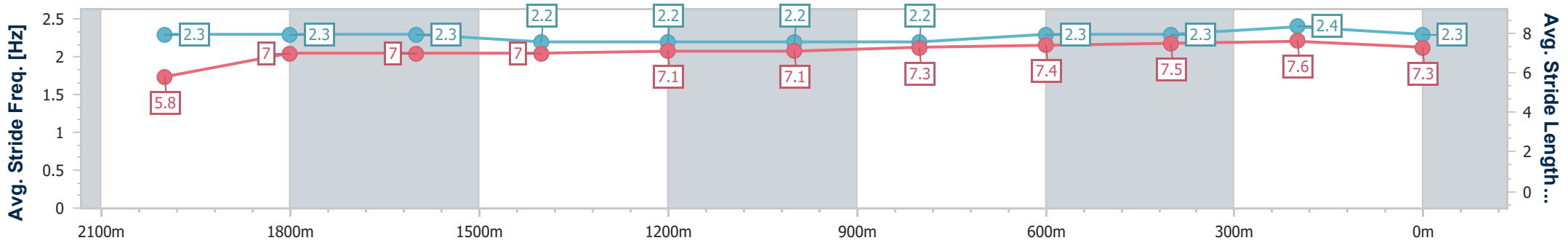
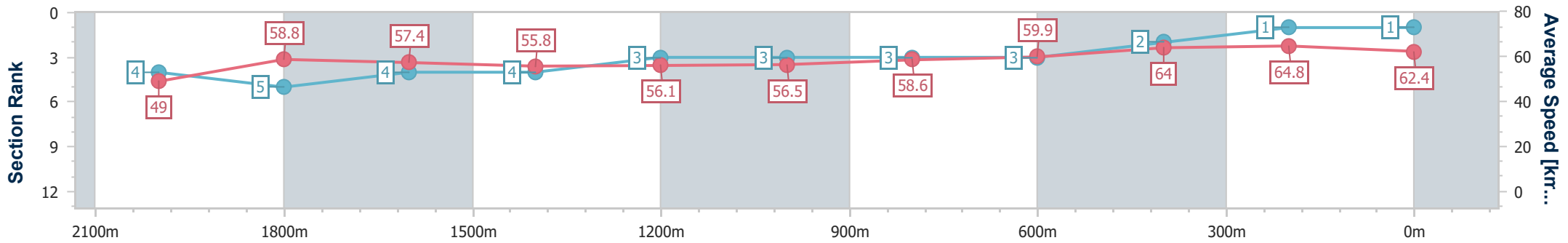
01 March 2025 - 14:32

Track Rating: Good 4, Weather: Fine, Rail Position: +2.5m Entire



BRISBANE RACING CLUB

Section	Overall	2000m	1800m	1600m	1400m	1200m	1000m	800m	600m	400m	200m
Section Times	2:17.69 [1] (0:15.21)	2:02.48 [4] (0:12.46)	1:50.02 [5] (0:12.76)	1:37.26 [4] (0:13.03)	1:24.23 [4] (0:12.83)	1:11.40 [3] (0:12.78)	0:58.62 [3] (0:12.43)	0:46.19 [3] (0:12.09)	0:34.10 [3] (0:11.35)	0:22.75 [2] (0:11.10)	0:11.65 [1] (0:11.65)
Average Speed [km/h]	49.0	58.8	57.4	55.8	56.1	56.5	58.6	59.9	64.0	64.8	62.4
Top Speed [km/h]	59.3	60.3	59.1	56.2	57.7	56.9	60.0	61.9	66.1	66.0	63.2
Avg. Dist. to Rail [m]	3.7	3.4	3.1	2.8	1.8	1.9	2.2	2.0	1.7	2.8	3.2
Avg. Stride Freq. [Hz]	2.3	2.3	2.3	2.2	2.2	2.2	2.2	2.3	2.3	2.4	2.3
Avg. Stride Length [m]	5.8	7.0	7.0	7.0	7.1	7.1	7.3	7.4	7.5	7.6	7.3



- [] Ranking at each section and finish
- .-.- No data available at this section
- NA No data available



Horse/Jockey Name	El Jasor
Final Rank	2
Fastest Section Time (Section)	0:11.05 (400m)
Top Speed [km/h] (Section)	66.1 (600m)
Race State	Finished



Eagle Farm QLD Professional

Race 5: THE GIBSON BENCHMARK 78 Handicap - 2206m

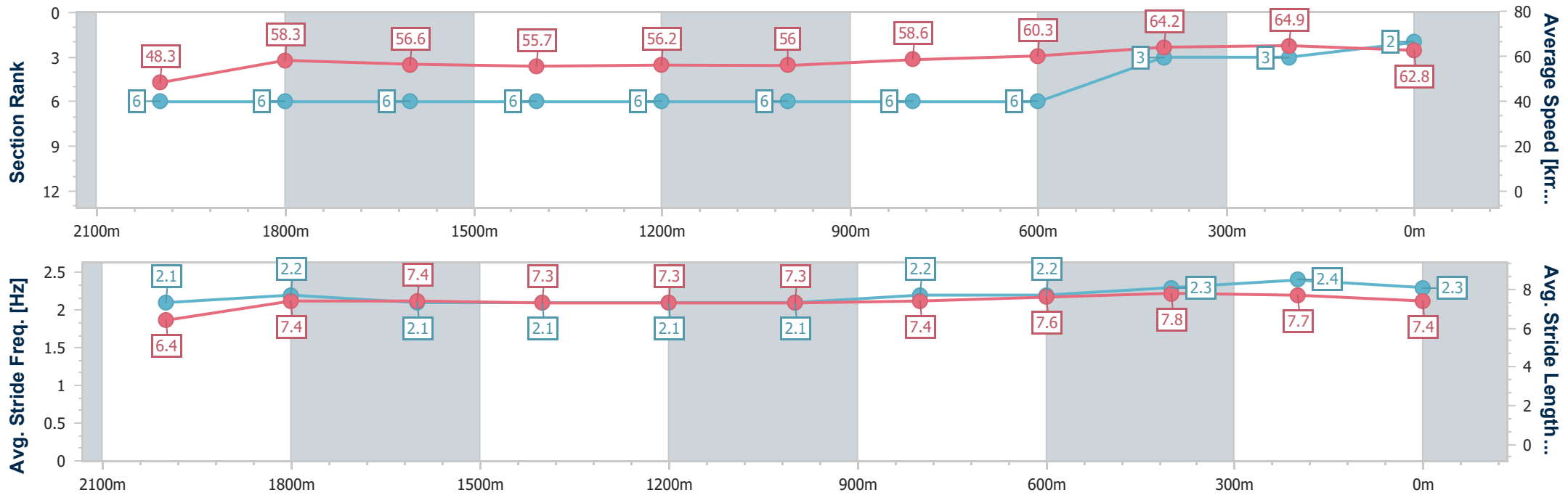
01 March 2025 - 14:32

Track Rating: Good 4, Weather: Fine, Rail Position: +2.5m Entire



BRISBANE RACING CLUB

Section	Overall	2000m	1800m	1600m	1400m	1200m	1000m	800m	600m	400m	200m
Section Times	2:17.71 [2] (0:15.39)	2:02.32 [6] (0:12.45)	1:49.87 [6] (0:12.81)	1:37.06 [6] (0:13.03)	1:24.03 [6] (0:12.85)	1:11.18 [6] (0:12.90)	0:58.28 [6] (0:12.39)	0:45.89 [6] (0:12.05)	0:33.84 [6] (0:11.29)	0:22.55 [3] (0:11.05)	0:11.50 [3] (0:11.50)
Average Speed [km/h]	48.3	58.3	56.6	55.7	56.2	56.0	58.6	60.3	64.2	64.9	62.8
Top Speed [km/h]	61.1	59.7	57.9	56.5	57.4	56.5	60.5	62.2	66.1	66.0	64.1
Avg. Dist. to Rail [m]	6.1	1.0	1.6	2.3	2.4	2.8	2.5	1.5	1.4	3.7	5.0
Avg. Stride Freq. [Hz]	2.1	2.2	2.1	2.1	2.1	2.1	2.2	2.2	2.3	2.4	2.3
Avg. Stride Length [m]	6.4	7.4	7.4	7.3	7.3	7.3	7.4	7.6	7.8	7.7	7.4



- [] Ranking at each section and finish
- .-.- No data available at this section
- NA No data available



Horse/Jockey Name	Devocean
Final Rank	3
Fastest Section Time (Section)	0:11.13 (400m)
Top Speed [km/h] (Section)	65.4 (400m)
Race State	Finished



Eagle Farm QLD Professional

Race 5: THE GIBSON BENCHMARK 78 Handicap - 2206m

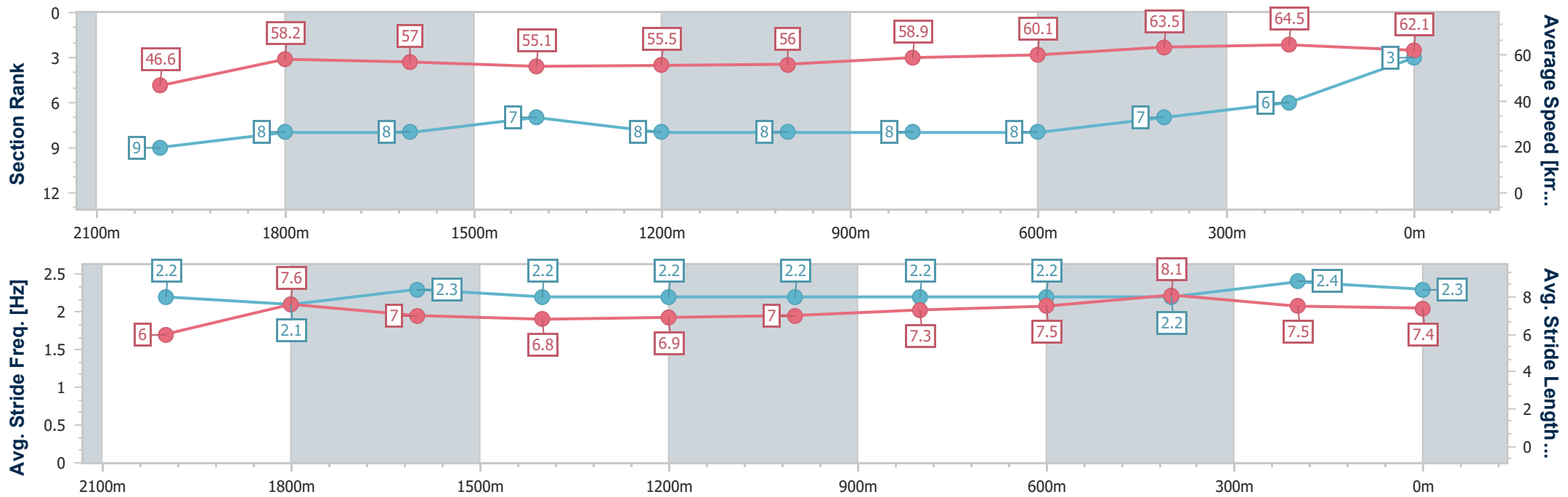
01 March 2025 - 14:32

Track Rating: Good 4, Weather: Fine, Rail Position: +2.5m Entire



BRISBANE RACING CLUB

Section	Overall	2000m	1800m	1600m	1400m	1200m	1000m	800m	600m	400m	200m
Section Times	2:18.26 [3] (0:15.97)	2:02.29 [9] (0:12.36)	1:49.93 [8] (0:12.57)	1:37.36 [8] (0:13.02)	1:24.34 [7] (0:12.99)	1:11.35 [8] (0:12.85)	0:58.50 [8] (0:12.25)	0:46.25 [8] (0:12.00)	0:34.25 [8] (0:11.40)	0:22.85 [7] (0:11.13)	0:11.72 [6] (0:11.72)
Average Speed [km/h]	46.6	58.2	57.0	55.1	55.5	56.0	58.9	60.1	63.5	64.5	62.1
Top Speed [km/h]	60.4	59.3	58.4	56.0	56.6	58.1	61.3	62.9	64.4	65.4	64.9
Avg. Dist. to Rail [m]	5.9	0.5	1.4	0.4	0.5	0.5	0.4	0.3	1.4	5.5	5.7
Avg. Stride Freq. [Hz]	2.2	2.1	2.3	2.2	2.2	2.2	2.2	2.2	2.2	2.4	2.3
Avg. Stride Length [m]	6.0	7.6	7.0	6.8	6.9	7.0	7.3	7.5	8.1	7.5	7.4



- [] Ranking at each section and finish
- .-.- No data available at this section
- NA No data available



Horse/Jockey Name	Roller Coaster
Final Rank	4
Fastest Section Time (Section)	0:10.88 (400m)
Top Speed [km/h] (Section)	67.9 (400m)
Race State	Finished



Eagle Farm QLD Professional

Race 5: THE GIBSON BENCHMARK 78 Handicap - 2206m

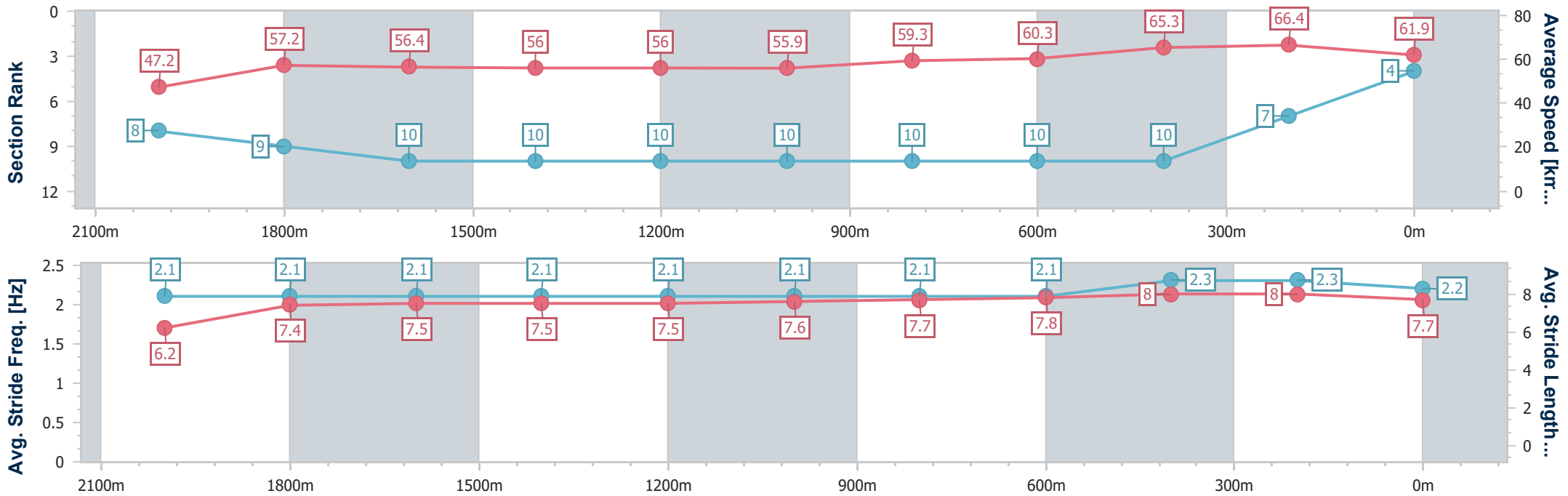
01 March 2025 - 14:32

Track Rating: Good 4, Weather: Fine, Rail Position: +2.5m Entire



BRISBANE RACING CLUB

Section	Overall	2000m	1800m	1600m	1400m	1200m	1000m	800m	600m	400m	200m
Section Times	2:18.26 [4] (0:15.75)	2:02.51 [8] (0:12.69)	1:49.82 [9] (0:12.92)	1:36.90 [10] (0:12.99)	1:23.91 [10] (0:12.85)	1:11.06 [10] (0:12.88)	0:58.18 [10] (0:12.27)	0:45.91 [10] (0:12.08)	0:33.83 [10] (0:11.27)	0:22.56 [10] (0:10.88)	0:11.68 [7]
Average Speed [km/h]	47.2	57.2	56.4	56.0	56.0	55.9	59.3	60.3	65.3	66.4	61.9
Top Speed [km/h]	59.1	58.9	57.4	57.1	57.0	56.8	63.3	63.8	67.2	67.9	64.4
Avg. Dist. to Rail [m]	4.8	1.8	2.1	2.1	1.3	1.4	2.0	2.6	4.7	10.2	10.4
Avg. Stride Freq. [Hz]	2.1	2.1	2.1	2.1	2.1	2.1	2.1	2.1	2.3	2.3	2.2
Avg. Stride Length [m]	6.2	7.4	7.5	7.5	7.5	7.6	7.7	7.8	8.0	8.0	7.7



- [] Ranking at each section and finish
- .-.- No data available at this section
- NA No data available



Horse/Jockey Name	Celestial Fury
Final Rank	5
Fastest Section Time (Section)	0:11.34 (400m)
Top Speed [km/h] (Section)	64.5 (Overall)
Race State	Finished



Eagle Farm QLD Professional

Race 5: THE GIBSON BENCHMARK 78 Handicap - 2206m

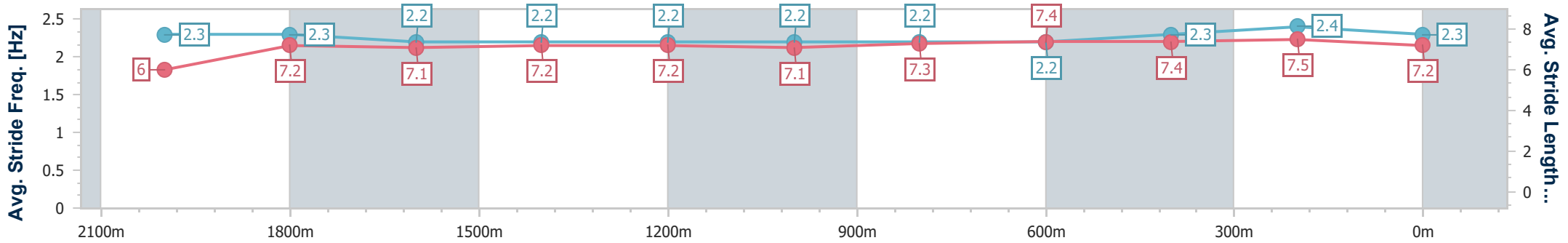
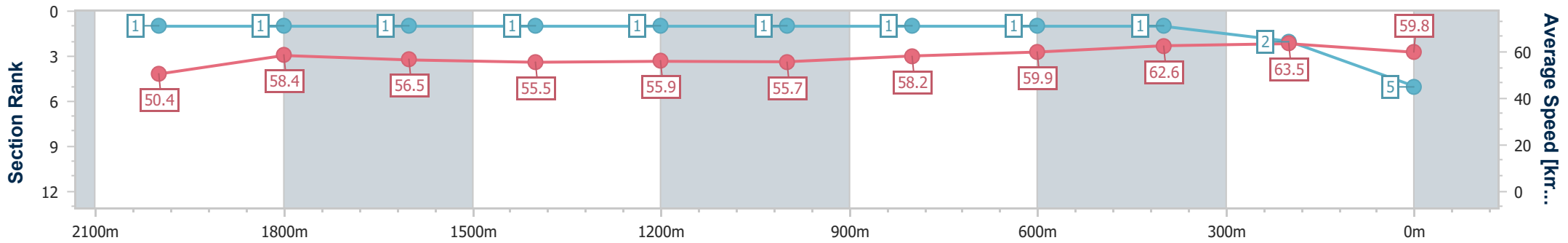
01 March 2025 - 14:32

Track Rating: Good 4, Weather: Fine, Rail Position: +2.5m Entire



BRISBANE RACING CLUB

Section	Overall	2000m	1800m	1600m	1400m	1200m	1000m	800m	600m	400m	200m
Section Times	2:18.31 [5] (0:14.78)	2:03.53 [1] (0:12.40)	1:51.13 [1] (0:12.81)	1:38.32 [1] (0:13.03)	1:25.29 [1] (0:12.90)	1:12.39 [1] (0:12.92)	0:59.47 [1] (0:12.48)	0:46.99 [1] (0:12.06)	0:34.93 [1] (0:11.48)	0:23.45 [1] (0:11.34)	0:12.11 [2] (0:12.11)
Average Speed [km/h]	50.4	58.4	56.5	55.5	55.9	55.7	58.2	59.9	62.6	63.5	59.8
Top Speed [km/h]	64.5	59.3	58.7	56.3	56.6	56.5	59.4	61.4	64.1	64.4	62.1
Avg. Dist. to Rail [m]	2.4	1.1	1.1	1.5	1.4	1.7	1.4	0.7	0.3	1.2	2.4
Avg. Stride Freq. [Hz]	2.3	2.3	2.2	2.2	2.2	2.2	2.2	2.2	2.3	2.4	2.3
Avg. Stride Length [m]	6.0	7.2	7.1	7.2	7.2	7.1	7.3	7.4	7.4	7.5	7.2



- [] Ranking at each section and finish
- .-.- No data available at this section
- NA No data available



Horse/Jockey Name	Castel Trosino
Final Rank	6
Fastest Section Time (Section)	0:11.32 (400m)
Top Speed [km/h] (Section)	64.5 (400m)
Race State	Finished



Eagle Farm QLD Professional

Race 5: THE GIBSON BENCHMARK 78 Handicap - 2206m

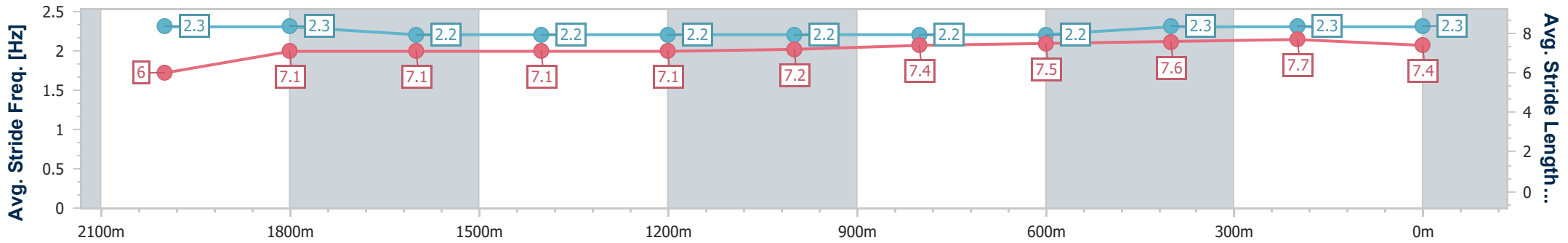
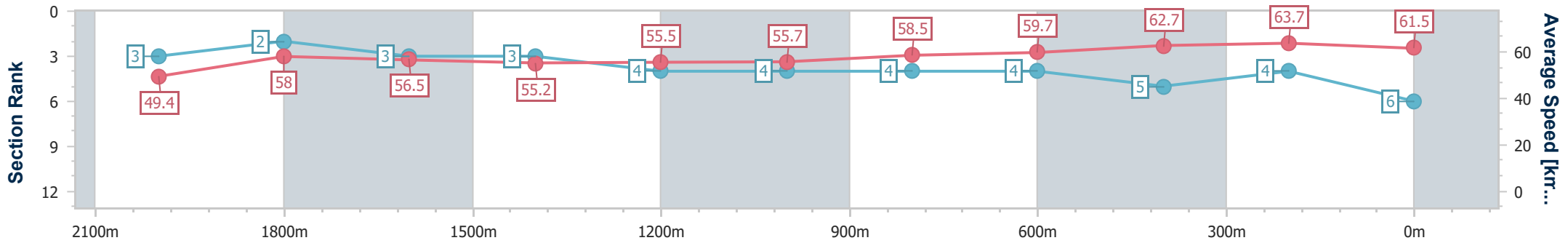
01 March 2025 - 14:32

Track Rating: Good 4, Weather: Fine, Rail Position: +2.5m Entire



BRISBANE RACING CLUB

Section	Overall	2000m	1800m	1600m	1400m	1200m	1000m	800m	600m	400m	200m
Section Times	2:18.34 [6] (0:15.00)	2:03.34 [3] (0:12.40)	1:50.94 [2] (0:12.84)	1:38.10 [3] (0:13.12)	1:24.98 [3] (0:12.98)	1:12.00 [4] (0:12.91)	0:59.09 [4] (0:12.39)	0:46.70 [4] (0:12.09)	0:34.61 [4] (0:11.49)	0:23.12 [5] (0:11.32)	0:11.80 [4] (0:11.80)
Average Speed [km/h]	49.4	58.0	56.5	55.2	55.5	55.7	58.5	59.7	62.7	63.7	61.5
Top Speed [km/h]	60.8	60.5	57.8	55.9	56.8	56.7	60.4	61.2	64.3	64.5	63.8
Avg. Dist. to Rail [m]	0.9	0.6	1.1	1.7	1.5	1.7	0.9	0.6	0.6	2.9	3.5
Avg. Stride Freq. [Hz]	2.3	2.3	2.2	2.2	2.2	2.2	2.2	2.2	2.3	2.3	2.3
Avg. Stride Length [m]	6.0	7.1	7.1	7.1	7.1	7.2	7.4	7.5	7.6	7.7	7.4



- [] Ranking at each section and finish
- .-.- No data available at this section
- NA No data available



Horse/Jockey Name	Simply Refuse
Final Rank	7
Fastest Section Time (Section)	0:11.10 (400m)
Top Speed [km/h] (Section)	66.4 (400m)
Race State	Finished



Eagle Farm QLD Professional

Race 5: THE GIBSON BENCHMARK 78 Handicap - 2206m

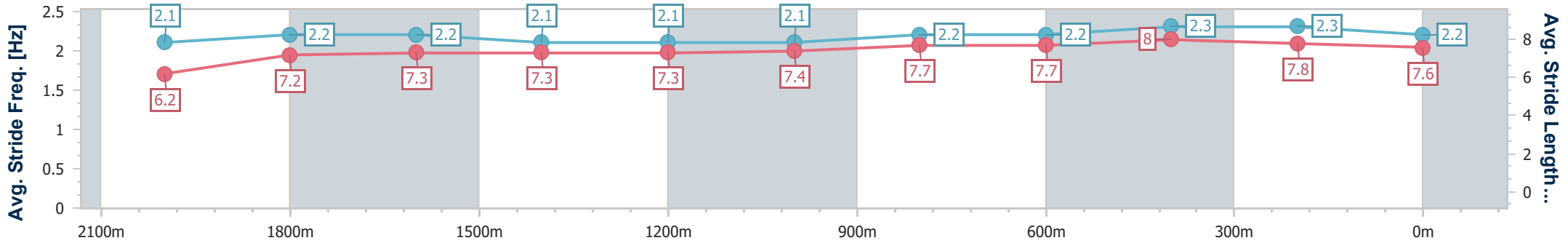
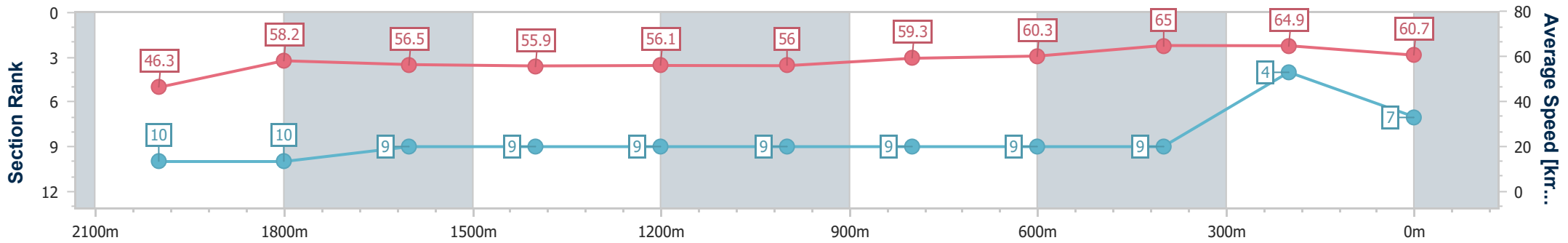
01 March 2025 - 14:32

Track Rating: Good 4, Weather: Fine, Rail Position: +2.5m Entire



BRISBANE RACING CLUB

Section	Overall	2000m	1800m	1600m	1400m	1200m	1000m	800m	600m	400m	200m
Section Times	2:18.46 [7] (0:16.02)	2:02.44 [10] (0:12.47)	1:49.97 [10] (0:12.78)	1:37.19 [9] (0:12.95)	1:24.24 [9] (0:12.86)	1:11.38 [9] (0:12.89)	0:58.49 [9] (0:12.22)	0:46.27 [9] (0:11.99)	0:34.28 [9] (0:11.26)	0:23.02 [9] (0:11.10)	0:11.92 [4] (0:11.92)
Average Speed [km/h]	46.3	58.2	56.5	55.9	56.1	56.0	59.3	60.3	65.0	64.9	60.7
Top Speed [km/h]	58.9	60.2	57.3	56.7	57.0	56.6	62.4	63.4	65.9	66.4	62.9
Avg. Dist. to Rail [m]	4.6	0.8	1.0	1.6	1.6	2.1	1.5	0.9	2.8	7.6	7.1
Avg. Stride Freq. [Hz]	2.1	2.2	2.2	2.1	2.1	2.1	2.2	2.2	2.3	2.3	2.2
Avg. Stride Length [m]	6.2	7.2	7.3	7.3	7.3	7.4	7.7	7.7	8.0	7.8	7.6



- [] Ranking at each section and finish
- .-.- No data available at this section
- NA No data available



Horse/Jockey Name	Aldeenaar
Final Rank	8
Fastest Section Time (Section)	0:11.22 (400m)
Top Speed [km/h] (Section)	65.5 (400m)
Race State	Finished



Eagle Farm QLD Professional

Race 5: THE GIBSON BENCHMARK 78 Handicap - 2206m

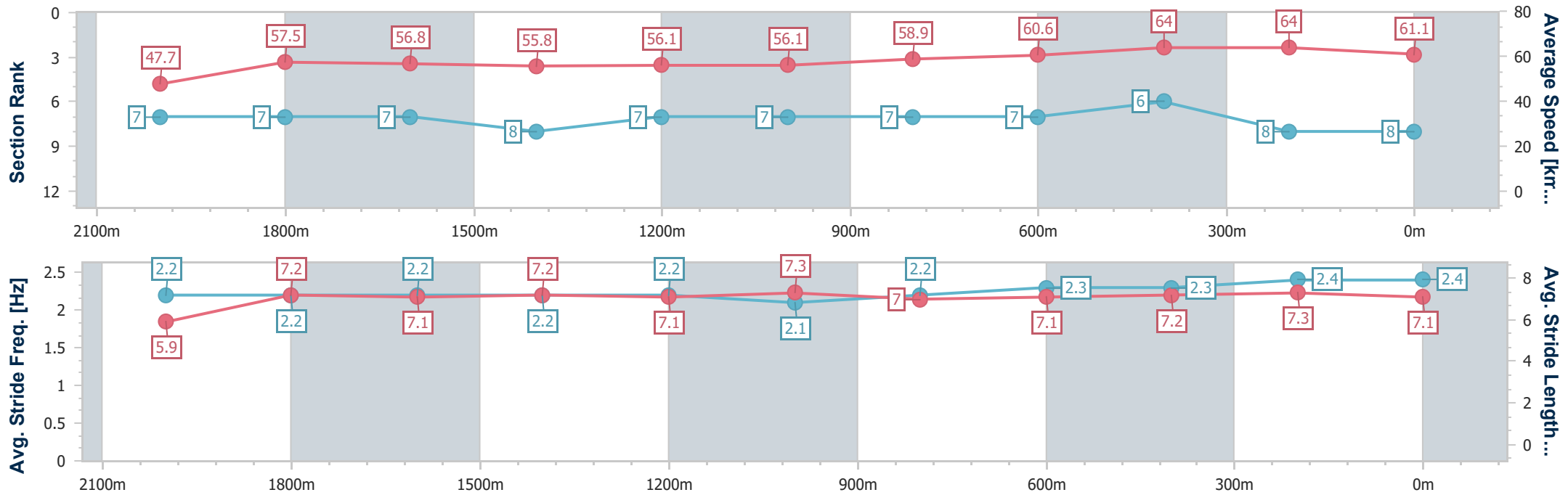
01 March 2025 - 14:32

Track Rating: Good 4, Weather: Fine, Rail Position: +2.5m Entire



BRISBANE RACING CLUB

Section	Overall	2000m	1800m	1600m	1400m	1200m	1000m	800m	600m	400m	200m
Section Times	2:18.47 [8] (0:15.58)	2:02.89 [7] (0:12.56)	1:50.33 [7] (0:12.76)	1:37.57 [7] (0:13.03)	1:24.54 [8] (0:12.84)	1:11.70 [7] (0:12.87)	0:58.83 [7] (0:12.33)	0:46.50 [7] (0:12.02)	0:34.48 [7] (0:11.38)	0:23.10 [6] (0:11.22)	0:11.88 [8] (0:11.88)
Average Speed [km/h]	47.7	57.5	56.8	55.8	56.1	56.1	58.9	60.6	64.0	64.0	61.1
Top Speed [km/h]	59.5	58.8	57.8	56.5	57.4	57.4	61.7	62.4	65.1	65.5	63.0
Avg. Dist. to Rail [m]	4.0	0.7	1.6	2.3	2.4	2.9	2.4	1.9	2.6	5.5	6.6
Avg. Stride Freq. [Hz]	2.2	2.2	2.2	2.2	2.2	2.1	2.2	2.3	2.3	2.4	2.4
Avg. Stride Length [m]	5.9	7.2	7.1	7.2	7.1	7.3	7.0	7.1	7.2	7.3	7.1



- [] Ranking at each section and finish
- .-.- No data available at this section
- NA No data available



Horse/Jockey Name	Kipling's Journey
Final Rank	9
Fastest Section Time (Section)	0:11.53 (400m)
Top Speed [km/h] (Section)	63.9 (600m)
Race State	Finished



Eagle Farm QLD Professional

Race 5: THE GIBSON BENCHMARK 78 Handicap - 2206m

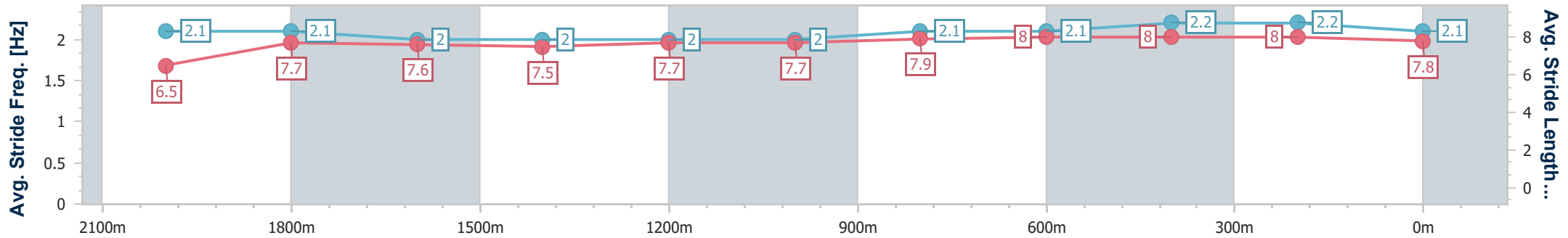
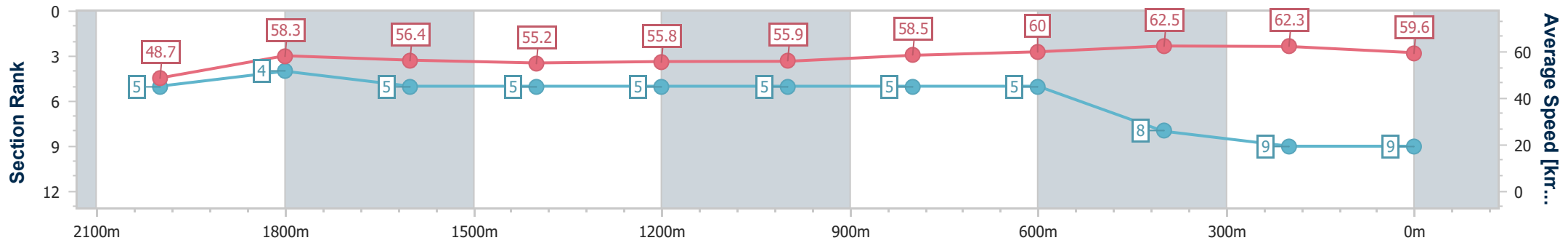
01 March 2025 - 14:32

Track Rating: Good 4, Weather: Fine, Rail Position: +2.5m Entire



BRISBANE RACING CLUB

Section	Overall	2000m	1800m	1600m	1400m	1200m	1000m	800m	600m	400m	200m
Section Times	2:19.13 [9] (0:15.25)	2:03.88 [5] (0:12.40)	1:51.48 [4] (0:12.84)	1:38.64 [5] (0:13.09)	1:25.55 [5] (0:12.91)	1:12.64 [5] (0:12.90)	0:59.74 [5] (0:12.41)	0:47.33 [5] (0:12.03)	0:35.30 [5] (0:11.59)	0:23.71 [8] (0:11.53)	0:12.18 [9] (0:12.18)
Average Speed [km/h]	48.7	58.3	56.4	55.2	55.8	55.9	58.5	60.0	62.5	62.3	59.6
Top Speed [km/h]	59.3	59.1	58.0	56.3	56.3	56.6	60.5	62.5	63.9	63.7	62.2
Avg. Dist. to Rail [m]	2.8	0.7	0.9	1.5	1.5	1.9	1.6	1.0	0.9	3.1	5.0
Avg. Stride Freq. [Hz]	2.1	2.1	2.0	2.0	2.0	2.0	2.1	2.1	2.2	2.2	2.1
Avg. Stride Length [m]	6.5	7.7	7.6	7.5	7.7	7.7	7.9	8.0	8.0	8.0	7.8



- [] Ranking at each section and finish
- .-.- No data available at this section
- NA No data available



Horse/Jockey Name	Coup De Tonnerre
Final Rank	10
Fastest Section Time (Section)	0:11.71 (600m)
Top Speed [km/h] (Section)	62.7 (600m)
Race State	Finished



Eagle Farm QLD Professional

Race 5: THE GIBSON BENCHMARK 78 Handicap - 2206m

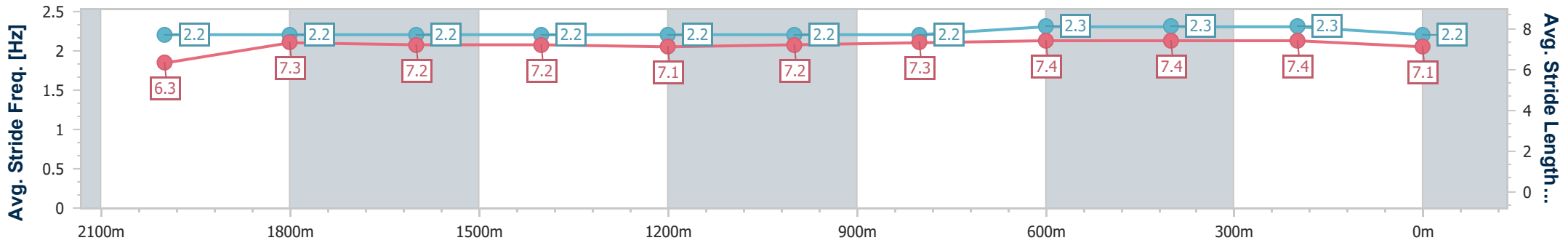
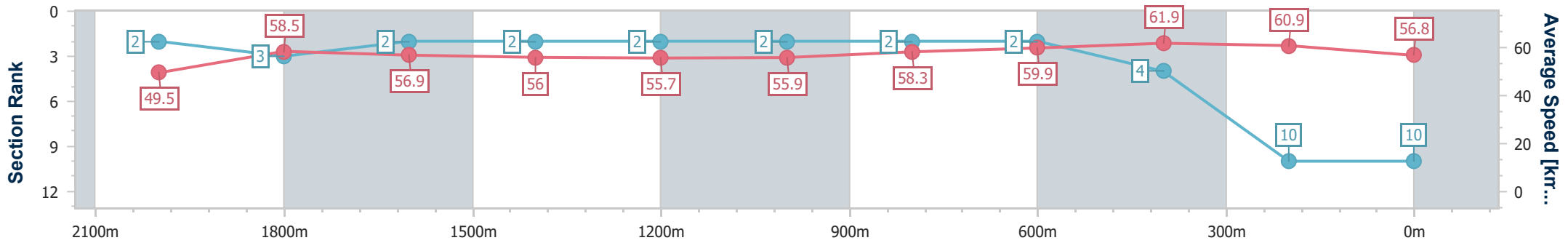
01 March 2025 - 14:32

Track Rating: Good 4, Weather: Fine, Rail Position: +2.5m Entire



BRISBANE RACING CLUB

Section	Overall	2000m	1800m	1600m	1400m	1200m	1000m	800m	600m	400m	200m
Section Times	2:19.70 [10] (0:14.96)	2:04.74 [2] (0:12.47)	1:52.27 [3] (0:12.73)	1:39.54 [2] (0:12.98)	1:26.56 [2] (0:12.92)	1:13.64 [2] (0:12.87)	1:00.77 [2] (0:12.41)	0:48.36 [2] (0:12.11)	0:36.25 [2] (0:11.71)	0:24.54 [4] (0:11.79)	0:12.75 [10] (0:12.75)
Average Speed [km/h]	49.5	58.5	56.9	56.0	55.7	55.9	58.3	59.9	61.9	60.9	56.8
Top Speed [km/h]	60.9	58.9	59.0	56.4	56.5	57.1	60.1	60.6	62.7	62.1	59.7
Avg. Dist. to Rail [m]	2.5	1.9	1.6	1.7	1.5	1.7	1.4	1.1	1.1	3.2	3.9
Avg. Stride Freq. [Hz]	2.2	2.2	2.2	2.2	2.2	2.2	2.2	2.3	2.3	2.3	2.2
Avg. Stride Length [m]	6.3	7.3	7.2	7.2	7.1	7.2	7.3	7.4	7.4	7.4	7.1



- [] Ranking at each section and finish
- .-.- No data available at this section
- NA No data available



Eagle Farm QLD Professional

Race 6: XXXX BENCHMARK 78 Handicap - 1400m

01 March 2025 - 15:08



BRISBANE
RACING CLUB

Track Rating: Good 4, Weather: Fine, Rail Position: +2.5m Entire

Section												Last 600m
Field Times		Overall	1200m	1000m	800m	600m	400m					
		1:22.98 (0:13.53)	1:09.45 (0:11.19)	0:58.26 (0:11.52)	0:46.74 (0:12.17)	0:34.57 (0:11.74)	0:22.83 (0:11.17)	0:34.57				
Rank	TAB Horse/Jockey	Barrier	Top Speed [km/h]	Fastest Section								Distance Travelled [m]
1	6 SET TO SHINE Emily Lang	5	66.8 400m	0:10.96 400m	1:22.98 [1] (0:13.68)	1:09.30 [2] (0:11.15)	0:58.15 [3] (0:11.94)	0:46.21 [3] (0:12.11)	0:34.10 [2] (0:11.61)	0:22.49 [2] (0:10.96)	0:34.10	
2	5 TOESONTHENOSE Damien Thornton	4	69.1 400m	0:10.59 400m	1:23.00 [2] (0:14.17)	1:08.83 [6] (0:11.23)	0:57.60 [7] (0:11.86)	0:45.74 [6] (0:12.14)	0:33.60 [7] (0:11.54)	0:22.06 [7] (0:10.59)	0:33.60 -4	
3	11 REDZOUST Cejay Graham	6	66.9 400m	0:10.87 400m	1:23.08 [3] (0:14.27)	1:08.81 [7] (0:11.10)	0:57.71 [6] (0:11.94)	0:45.77 [7] (0:11.98)	0:33.79 [6] (0:11.47)	0:22.32 [4] (0:10.87)	0:33.79 -5	
4	12 UNTIL VALHALLA Kyle Wilson-Taylor	10	67.5 1200m	0:10.92 1200m	1:23.30 [4] (0:13.80)	1:09.50 [3] (0:10.92)	0:58.58 [1] (0:11.52)	0:47.06 [1] (0:12.17)	0:34.89 [1] (0:11.74)	0:23.15 [1] (0:11.17)	0:34.89 -4	
5	8 NOBLE CONQUEROR Bailey Wheeler	3	66.4 400m	0:10.99 400m	1:23.42 [5] (0:14.03)	1:09.39 [5] (0:11.30)	0:58.09 [5] (0:11.91)	0:46.18 [5] (0:11.96)	0:34.22 [5] (0:11.63)	0:22.59 [6] (0:10.99)	0:34.22 -6	
6	1 NORTHERN DECREE Luke Dempsey	1	66.6 400m	0:11.02 400m	1:23.73 [6] (0:13.85)	1:09.88 [4] (0:11.23)	0:58.65 [4] (0:11.89)	0:46.76 [4] (0:12.16)	0:34.60 [4] (0:11.68)	0:22.92 [5] (0:11.02)	0:34.60 -5	
7	7 HANG FIVE Boris Thornton	2	67.0 400m	0:11.02 400m	1:24.22 [7] (0:13.53)	1:10.69 [1] (0:11.28)	0:59.41 [2] (0:11.88)	0:47.53 [2] (0:12.28)	0:35.25 [3] (0:11.63)	0:23.62 [3] (0:11.02)	0:35.25 -3	
8	9 TEXAS Jake Bayliss	8	66.8 400m	0:10.97 400m	1:24.31 [8] (0:14.84)	1:09.47 [8] (0:11.08)	0:58.39 [9] (0:11.62)	0:46.77 [8] (0:12.06)	0:34.71 [8] (0:11.64)	0:23.07 [8] (0:10.97)	0:34.71 -2	
9	3 OSTERMEIER Courtney Bellamy	9	66.8 1200m	0:10.98 1200m	1:24.46 [9] (0:14.93)	1:09.53 [9] (0:10.98)	0:58.55 [8] (0:11.68)	0:46.87 [9] (0:12.07)	0:34.80 [9] (0:11.64)	0:23.16 [9] (0:11.25)	0:34.80 -2	

Scratched: This'llbetheone (#2), Light Of Boom (#4), Centrestone (#10)



Eagle Farm QLD Professional

Race 6: XXXX BENCHMARK 78 Handicap - 1400m

01 March 2025 - 15:08



BRISBANE
RACING CLUB

Track Rating: Good 4, Weather: Fine, Rail Position: +2.5m Entire

Section				200m				Last 600m	
Field Times				0:11.66 (0:11.66)				0:34.57	
Rank	TAB	Horse/Jockey	Barrier	Top Speed [km/h]	Fastest Section	Margin			Distance Travelled [m]
1	6	SET TO SHINE Emily Lang	5	66.8 400m	0:10.96 400m	0:11.53 [2] (0:11.53)	1:22.98		0:34.10
2	5	TOESONTHENOSE Damien Thornton	4	69.1 400m	0:10.59 400m	0:11.47 [3] (0:11.47)	0.13L		0:33.60 -4
3	11	REDZOUST Cejay Graham	6	66.9 400m	0:10.87 400m	0:11.45 [5] (0:11.45)	0.6L		0:33.79 -5
4	12	UNTIL VALHALLA Kyle Wilson-Taylor	10	67.5 1200m	0:10.92 1200m	0:11.98 [1] (0:11.98)	1.85L		0:34.89 -4
5	8	NOBLE CONQUEROR Bailey Wheeler	3	66.4 400m	0:10.99 400m	0:11.60 [6] (0:11.60)	2.58L		0:34.22 -6
6	1	NORTHERN DECREE Luke Dempsey	1	66.6 400m	0:11.02 400m	0:11.90 [7] (0:11.90)	4.41L		0:34.60 -5
7	7	HANG FIVE Boris Thornton	2	67.0 400m	0:11.02 400m	0:12.60 [4] (0:12.60)	7.32L		0:35.25 -3
8	9	TEXAS Jake Bayliss	8	66.8 400m	0:10.97 400m	0:12.10 [8] (0:12.10)	7.8L		0:34.71 -2
9	3	OSTERMEIER Courtney Bellamy	9	66.8 1200m	0:10.98 1200m	0:11.91 [9] (0:11.91)	8.68L		0:34.80 -2

Scratched: This'llbetheone (#2), Light Of Boom (#4), Centrestone (#10)



Horse/Jockey Name	Set To Shine
Final Rank	1
Fastest Section Time (Section)	0:10.96 (400m)
Top Speed [km/h] (Section)	66.8 (400m)
Race State	Finished



Eagle Farm QLD Professional

Race 6: XXXX BENCHMARK 78 Handicap - 1400m

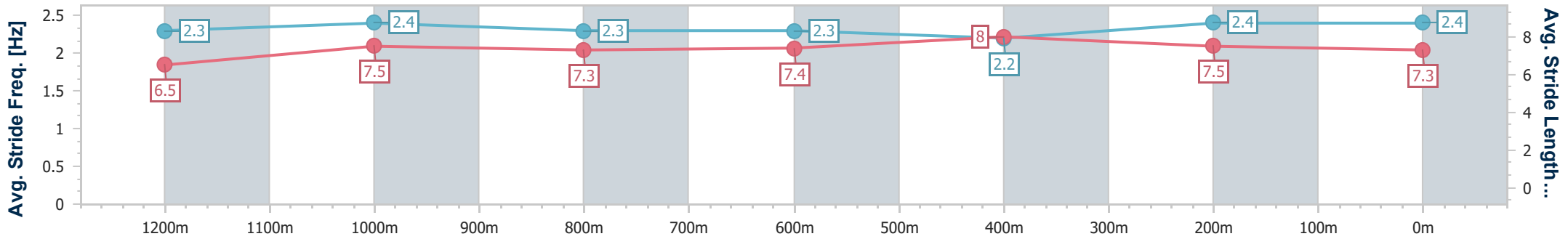
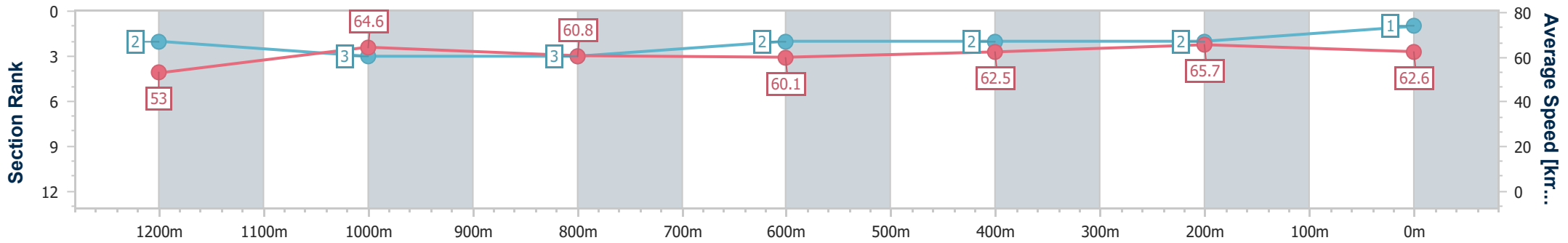
01 March 2025 - 15:08

Track Rating: Good 4, Weather: Fine, Rail Position: +2.5m Entire



BRISBANE RACING CLUB

Section	Overall	1200m	1000m	800m	600m	400m	200m
Section Times	1:22.98 [1] (0:13.68)	1:09.30 [2] (0:11.15)	0:58.15 [3] (0:11.94)	0:46.21 [3] (0:12.11)	0:34.10 [2] (0:11.61)	0:22.49 [2] (0:10.96)	0:11.53 [2] (0:11.53)
Average Speed [km/h]	53.0	64.6	60.8	60.1	62.5	65.7	62.6
Top Speed [km/h]	65.9	65.6	63.2	60.4	66.2	66.8	65.7
Avg. Dist. to Rail [m]	5.3	2.9	2.3	1.8	2.0	6.2	6.0
Avg. Stride Freq. [Hz]	2.3	2.4	2.3	2.3	2.2	2.4	2.4
Avg. Stride Length [m]	6.5	7.5	7.3	7.4	8.0	7.5	7.3



- [] Ranking at each section and finish
- .-.- No data available at this section
- NA No data available



Horse/Jockey Name	Toesonthenose
Final Rank	2
Fastest Section Time (Section)	0:10.59 (400m)
Top Speed [km/h] (Section)	69.1 (400m)
Race State	Finished



Eagle Farm QLD Professional

Race 6: XXXX BENCHMARK 78 Handicap - 1400m

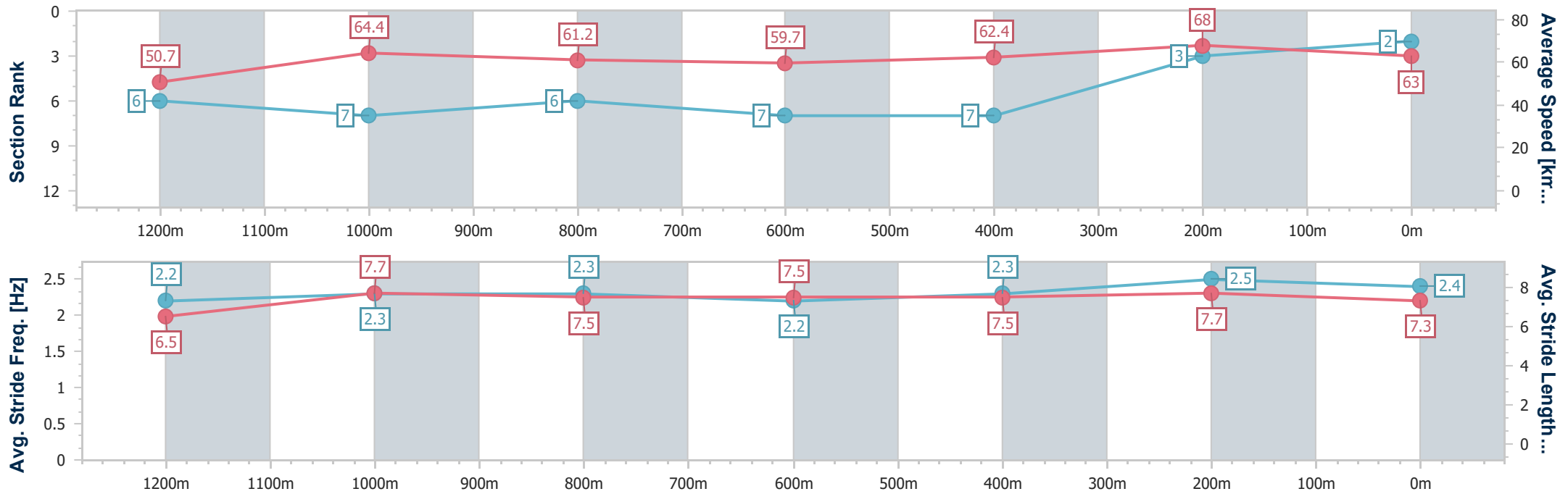
01 March 2025 - 15:08

Track Rating: Good 4, Weather: Fine, Rail Position: +2.5m Entire



BRISBANE RACING CLUB

Section	Overall	1200m	1000m	800m	600m	400m	200m
Section Times	1:23.00 [2] (0:14.17)	1:08.83 [6] (0:11.23)	0:57.60 [7] (0:11.86)	0:45.74 [6] (0:12.14)	0:33.60 [7] (0:11.54)	0:22.06 [7] (0:10.59)	0:11.47 [3] (0:11.47)
Average Speed [km/h]	50.7	64.4	61.2	59.7	62.4	68.0	63.0
Top Speed [km/h]	64.9	66.4	62.5	61.2	66.5	69.1	65.6
Avg. Dist. to Rail [m]	4.6	2.0	1.6	1.4	0.7	2.3	0.7
Avg. Stride Freq. [Hz]	2.2	2.3	2.3	2.2	2.3	2.5	2.4
Avg. Stride Length [m]	6.5	7.7	7.5	7.5	7.5	7.7	7.3



- [] Ranking at each section and finish
- .-.- No data available at this section
- NA No data available



Horse/Jockey Name	Redzoust
Final Rank	3
Fastest Section Time (Section)	0:10.87 (400m)
Top Speed [km/h] (Section)	66.9 (400m)
Race State	Finished



Eagle Farm QLD Professional

Race 6: XXXX BENCHMARK 78 Handicap - 1400m

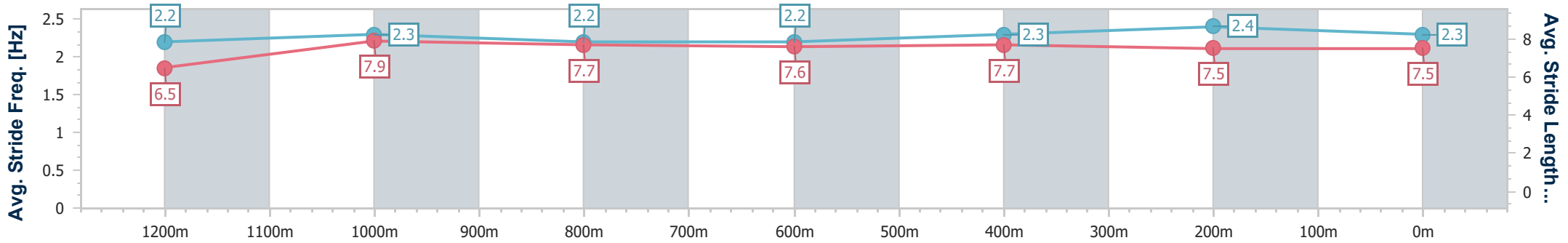
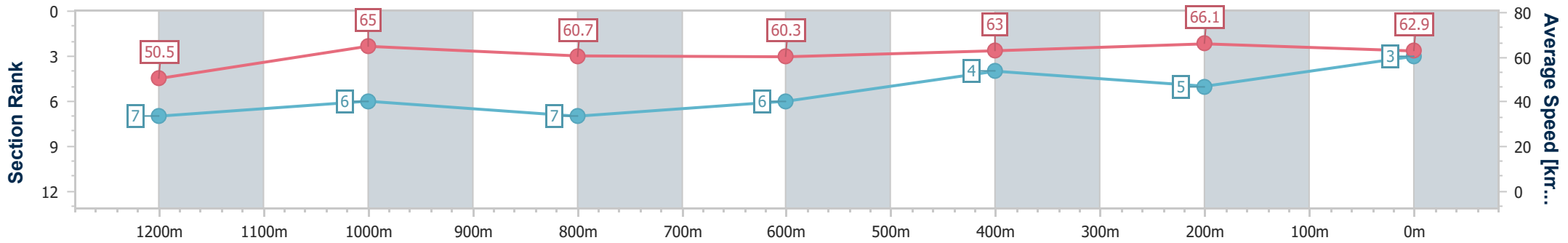
01 March 2025 - 15:08

Track Rating: Good 4, Weather: Fine, Rail Position: +2.5m Entire



BRISBANE RACING CLUB

Section	Overall	1200m	1000m	800m	600m	400m	200m
Section Times	1:23.08 [3] (0:14.27)	1:08.81 [7] (0:11.10)	0:57.71 [6] (0:11.94)	0:45.77 [7] (0:11.98)	0:33.79 [6] (0:11.47)	0:22.32 [4] (0:10.87)	0:11.45 [5] (0:11.45)
Average Speed [km/h]	50.5	65.0	60.7	60.3	63.0	66.1	62.9
Top Speed [km/h]	66.7	66.9	62.4	61.2	66.9	66.9	65.8
Avg. Dist. to Rail [m]	5.2	1.7	1.5	0.3	1.2	5.9	5.2
Avg. Stride Freq. [Hz]	2.2	2.3	2.2	2.2	2.3	2.4	2.3
Avg. Stride Length [m]	6.5	7.9	7.7	7.6	7.7	7.5	7.5



- [] Ranking at each section and finish
- .-.- No data available at this section
- NA No data available



Horse/Jockey Name	Until Valhalla
Final Rank	4
Fastest Section Time (Section)	0:10.92 (1200m)
Top Speed [km/h] (Section)	67.5 (1200m)
Race State	Finished



Eagle Farm QLD Professional

Race 6: XXXX BENCHMARK 78 Handicap - 1400m

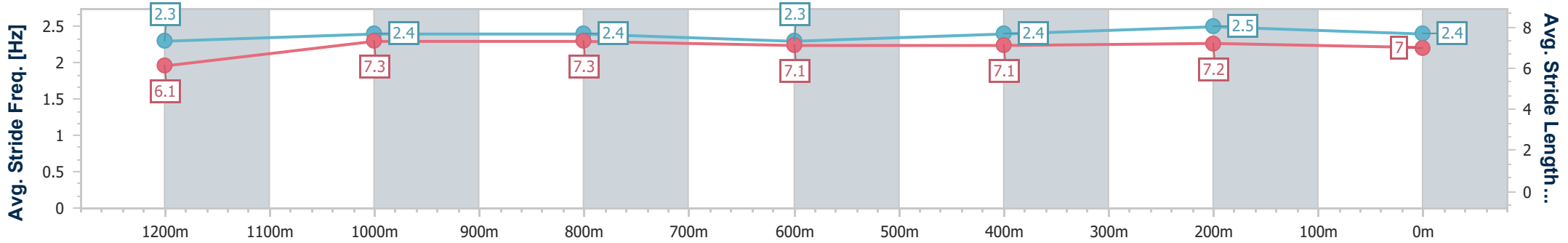
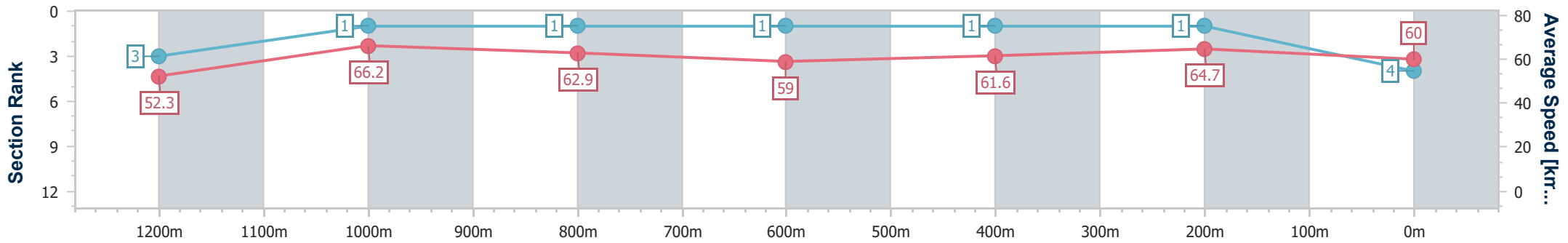
01 March 2025 - 15:08

Track Rating: Good 4, Weather: Fine, Rail Position: +2.5m Entire



BRISBANE RACING CLUB

Section	Overall	1200m	1000m	800m	600m	400m	200m
Section Times	1:23.30 [4] (0:13.80)	1:09.50 [3] (0:10.92)	0:58.58 [1] (0:11.52)	0:47.06 [1] (0:12.17)	0:34.89 [1] (0:11.74)	0:23.15 [1] (0:11.17)	0:11.98 [1] (0:11.98)
Average Speed [km/h]	52.3	66.2	62.9	59.0	61.6	64.7	60.0
Top Speed [km/h]	66.7	67.5	64.0	60.8	64.6	65.5	63.7
Avg. Dist. to Rail [m]	7.1	3.3	1.2	0.2	1.2	7.2	7.8
Avg. Stride Freq. [Hz]	2.3	2.4	2.4	2.3	2.4	2.5	2.4
Avg. Stride Length [m]	6.1	7.3	7.3	7.1	7.1	7.2	7.0



- [] Ranking at each section and finish
- .-.- No data available at this section
- NA No data available



Horse/Jockey Name	Noble Conqueror
Final Rank	5
Fastest Section Time (Section)	0:10.99 (400m)
Top Speed [km/h] (Section)	66.4 (400m)
Race State	Finished



Eagle Farm QLD Professional

Race 6: XXXX BENCHMARK 78 Handicap - 1400m

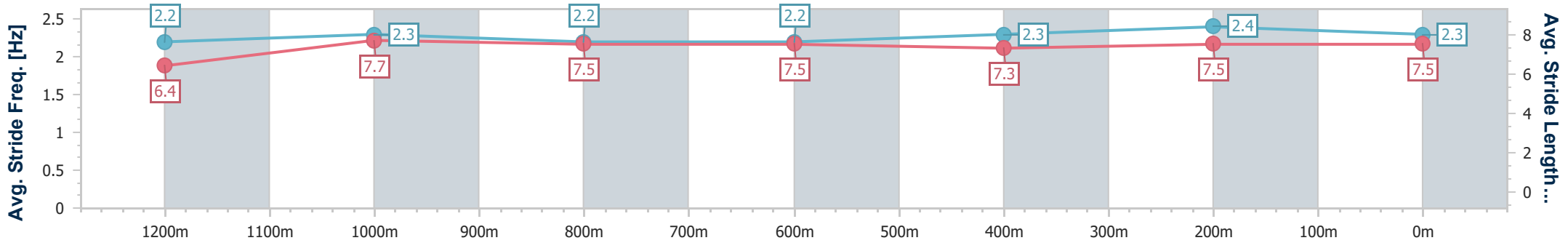
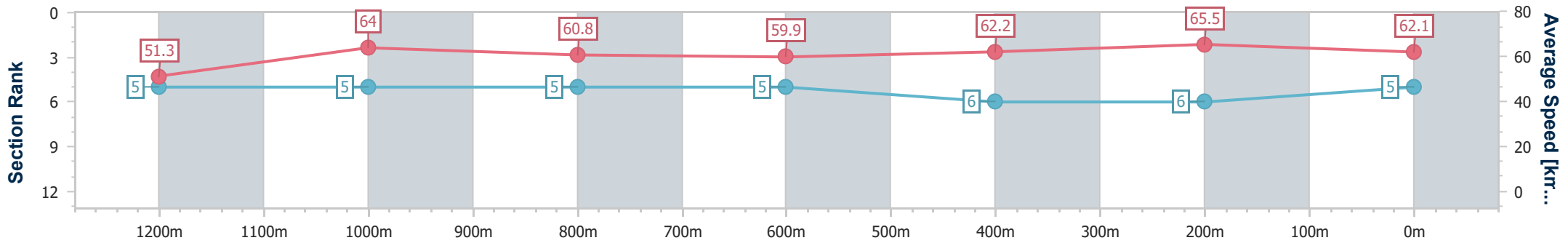
01 March 2025 - 15:08

Track Rating: Good 4, Weather: Fine, Rail Position: +2.5m Entire



BRISBANE RACING CLUB

Section	Overall	1200m	1000m	800m	600m	400m	200m
Section Times	1:23.42 [5] (0:14.03)	1:09.39 [5] (0:11.30)	0:58.09 [5] (0:11.91)	0:46.18 [5] (0:11.96)	0:34.22 [5] (0:11.63)	0:22.59 [6] (0:10.99)	0:11.60 [6] (0:11.60)
Average Speed [km/h]	51.3	64.0	60.8	59.9	62.2	65.5	62.1
Top Speed [km/h]	65.1	65.0	62.5	61.7	65.7	66.4	64.6
Avg. Dist. to Rail [m]	4.3	3.5	1.3	1.4	2.1	8.4	9.4
Avg. Stride Freq. [Hz]	2.2	2.3	2.2	2.2	2.3	2.4	2.3
Avg. Stride Length [m]	6.4	7.7	7.5	7.5	7.3	7.5	7.5



- [] Ranking at each section and finish
- .-.- No data available at this section
- NA No data available



Horse/Jockey Name	Northern Decree
Final Rank	6
Fastest Section Time (Section)	0:11.02 (400m)
Top Speed [km/h] (Section)	66.6 (400m)
Race State	Finished



Eagle Farm QLD Professional

Race 6: XXXX BENCHMARK 78 Handicap - 1400m

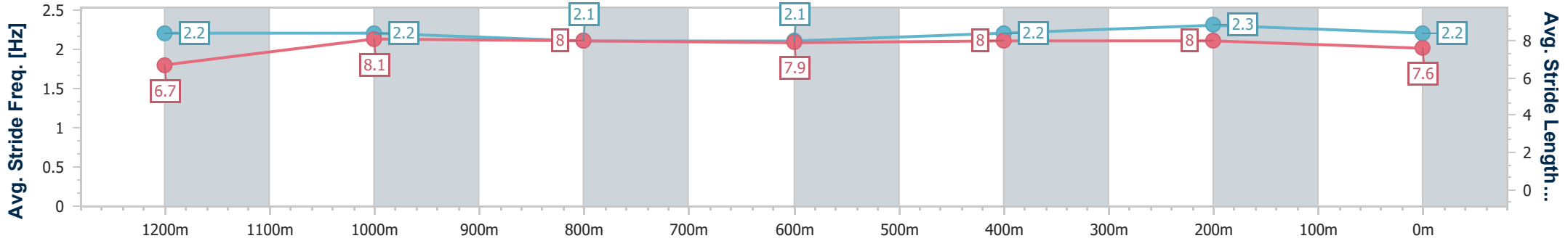
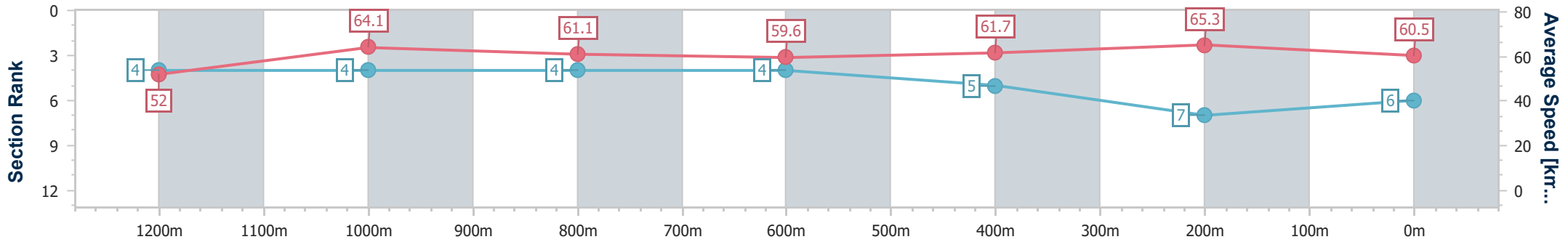
01 March 2025 - 15:08

Track Rating: Good 4, Weather: Fine, Rail Position: +2.5m Entire



BRISBANE RACING CLUB

Section	Overall	1200m	1000m	800m	600m	400m	200m
Section Times	1:23.73 [6] (0:13.85)	1:09.88 [4] (0:11.23)	0:58.65 [4] (0:11.89)	0:46.76 [4] (0:12.16)	0:34.60 [4] (0:11.68)	0:22.92 [5] (0:11.02)	0:11.90 [7] (0:11.90)
Average Speed [km/h]	52.0	64.1	61.1	59.6	61.7	65.3	60.5
Top Speed [km/h]	65.5	66.0	62.2	60.9	65.2	66.6	63.9
Avg. Dist. to Rail [m]	2.3	1.3	1.5	1.8	0.6	4.7	6.3
Avg. Stride Freq. [Hz]	2.2	2.2	2.1	2.1	2.2	2.3	2.2
Avg. Stride Length [m]	6.7	8.1	8.0	7.9	8.0	8.0	7.6



- [] Ranking at each section and finish
- .-.- No data available at this section
- NA No data available



Horse/Jockey Name	Hang Five
Final Rank	7
Fastest Section Time (Section)	0:11.02 (400m)
Top Speed [km/h] (Section)	67.0 (400m)
Race State	Finished



Eagle Farm QLD Professional

Race 6: XXXX BENCHMARK 78 Handicap - 1400m

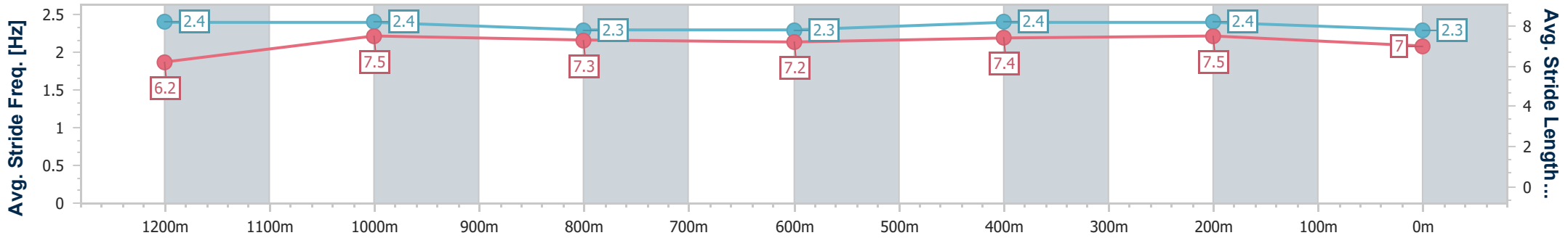
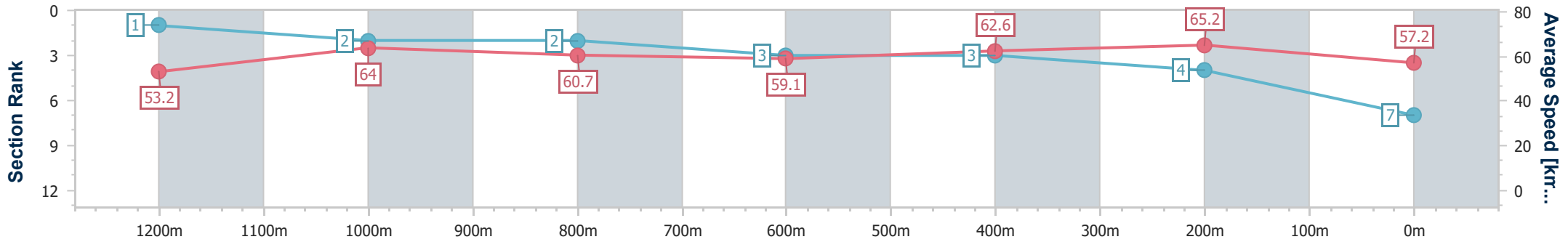
01 March 2025 - 15:08

Track Rating: Good 4, Weather: Fine, Rail Position: +2.5m Entire



BRISBANE RACING CLUB

Section	Overall	1200m	1000m	800m	600m	400m	200m
Section Times	1:24.22 [7] (0:13.53)	1:10.69 [1] (0:11.28)	0:59.41 [2] (0:11.88)	0:47.53 [2] (0:12.28)	0:35.25 [3] (0:11.63)	0:23.62 [3] (0:11.02)	0:12.60 [4] (0:12.60)
Average Speed [km/h]	53.2	64.0	60.7	59.1	62.6	65.2	57.2
Top Speed [km/h]	65.5	64.7	62.3	60.6	66.0	67.0	62.1
Avg. Dist. to Rail [m]	3.0	0.7	0.8	2.1	1.7	7.8	7.3
Avg. Stride Freq. [Hz]	2.4	2.4	2.3	2.3	2.4	2.4	2.3
Avg. Stride Length [m]	6.2	7.5	7.3	7.2	7.4	7.5	7.0



- [] Ranking at each section and finish
- .-.- No data available at this section
- NA No data available



Horse/Jockey Name	Texas
Final Rank	8
Fastest Section Time (Section)	0:10.97 (400m)
Top Speed [km/h] (Section)	66.8 (400m)
Race State	Finished



Eagle Farm QLD Professional

Race 6: XXXX BENCHMARK 78 Handicap - 1400m

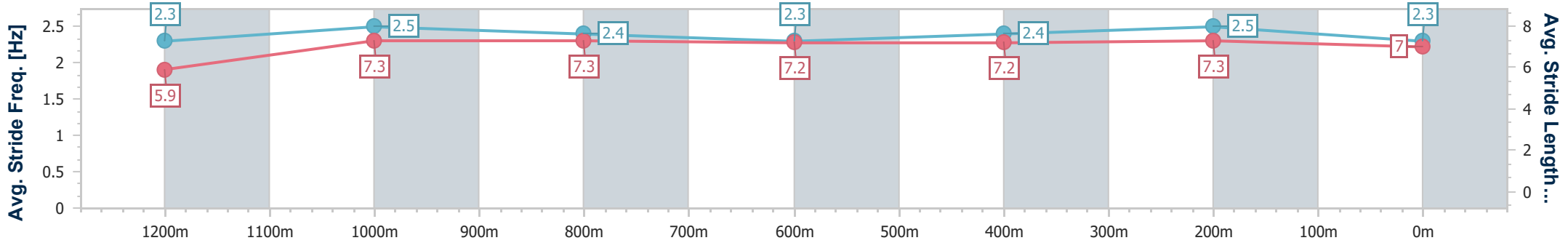
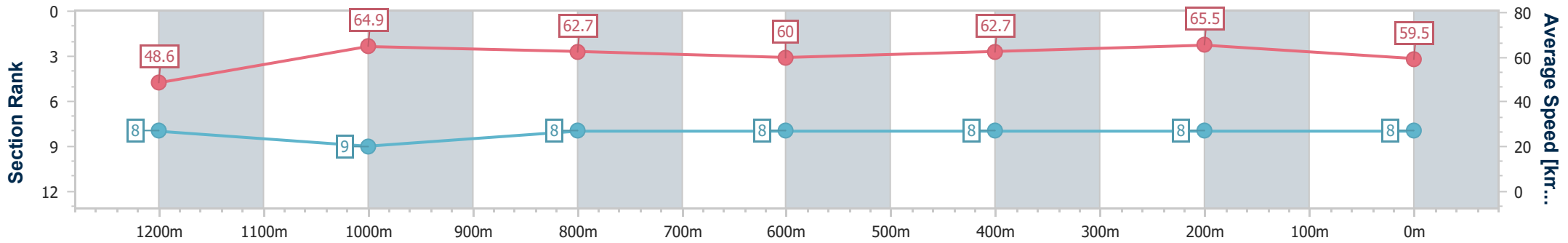
01 March 2025 - 15:08

Track Rating: Good 4, Weather: Fine, Rail Position: +2.5m Entire



BRISBANE RACING CLUB

Section	Overall	1200m	1000m	800m	600m	400m	200m
Section Times	1:24.31 [8] (0:14.84)	1:09.47 [8] (0:11.08)	0:58.39 [9] (0:11.62)	0:46.77 [8] (0:12.06)	0:34.71 [8] (0:11.64)	0:23.07 [8] (0:10.97)	0:12.10 [8] (0:12.10)
Average Speed [km/h]	48.6	64.9	62.7	60.0	62.7	65.5	59.5
Top Speed [km/h]	62.3	66.8	64.4	61.3	64.9	66.8	62.9
Avg. Dist. to Rail [m]	4.6	2.5	1.7	1.0	2.5	5.2	3.6
Avg. Stride Freq. [Hz]	2.3	2.5	2.4	2.3	2.4	2.5	2.3
Avg. Stride Length [m]	5.9	7.3	7.3	7.2	7.2	7.3	7.0



- [] Ranking at each section and finish
- .-.- No data available at this section
- NA No data available



Horse/Jockey Name	Ostermeier
Final Rank	9
Fastest Section Time (Section)	0:10.98 (1200m)
Top Speed [km/h] (Section)	66.8 (1200m)
Race State	Finished



Eagle Farm QLD Professional

Race 6: XXXX BENCHMARK 78 Handicap - 1400m

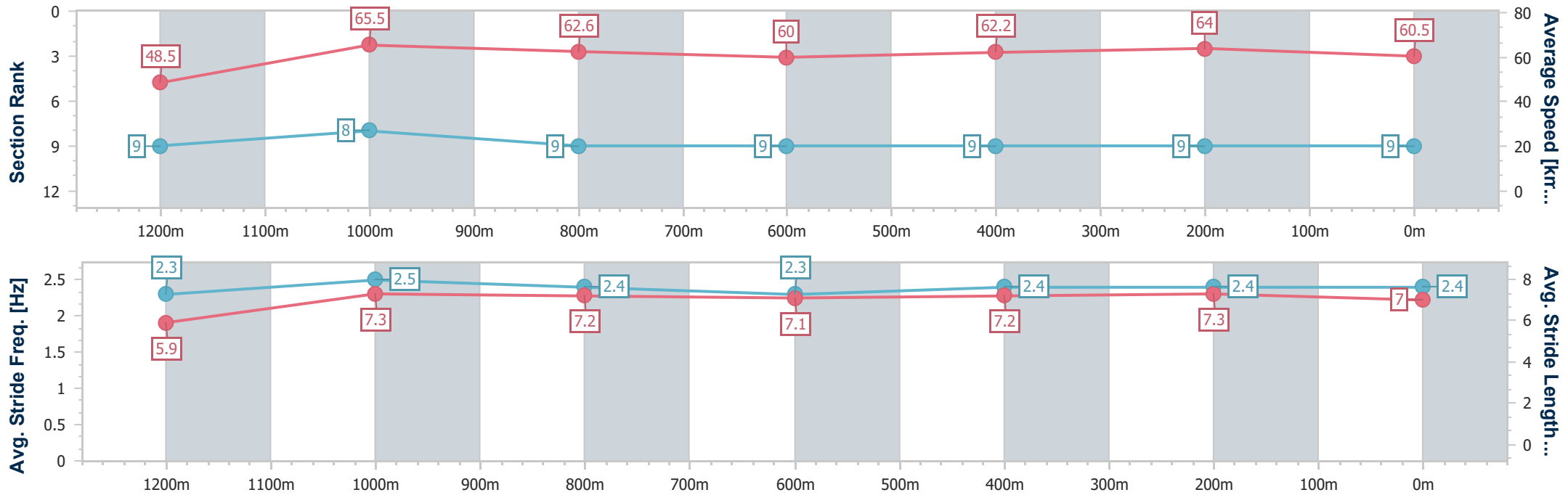
01 March 2025 - 15:08

Track Rating: Good 4, Weather: Fine, Rail Position: +2.5m Entire



BRISBANE RACING CLUB

Section	Overall	1200m	1000m	800m	600m	400m	200m
Section Times	1:24.46 [9] (0:14.93)	1:09.53 [9] (0:10.98)	0:58.55 [8] (0:11.68)	0:46.87 [9] (0:12.07)	0:34.80 [9] (0:11.64)	0:23.16 [9] (0:11.25)	0:11.91 [9] (0:11.91)
Average Speed [km/h]	48.5	65.5	62.6	60.0	62.2	64.0	60.5
Top Speed [km/h]	63.1	66.8	64.5	61.1	64.9	65.5	64.2
Avg. Dist. to Rail [m]	5.7	2.4	2.4	1.9	1.1	6.9	7.2
Avg. Stride Freq. [Hz]	2.3	2.5	2.4	2.3	2.4	2.4	2.4
Avg. Stride Length [m]	5.9	7.3	7.2	7.1	7.2	7.3	7.0



- [] Ranking at each section and finish
- .-.- No data available at this section
- NA No data available



Eagle Farm QLD Professional

Race 7: EVA AIR BENCHMARK 68 Handicap - 1300m

01 March 2025 - 15:43



BRISBANE
RACING CLUB

Track Rating: Good 4, Weather: Fine, Rail Position: +2.5m Entire

Section												Last 600m	
Field Times		Overall	1200m	1000m	800m	600m	400m						
		1:16.01 (0:07.86)	1:08.15 (0:10.72)	0:57.43 (0:10.78)	0:46.65 (0:11.29)	0:35.36 (0:11.61)	0:23.75 (0:11.68)						0:35.36
Rank	TAB	Horse/Jockey	Barrier	Top Speed [km/h]	Fastest Section							Distance Travelled [m]	
1	8	OUTSMARTED Michael Rodd	14	67.4 400m	0:08.46 Overall	1:16.01 [1] (0:08.46)	1:07.55 [8] (0:11.28)	0:56.27 [8] (0:11.13)	0:45.14 [8] (0:11.08)	0:34.06 [8] (0:11.15)	0:22.91 [7] (0:10.96)	0:34.06	
2	6	CONNEWARRE Taylor Marshall	1	65.7 1200m	0:08.08 Overall	1:16.18 [2] (0:08.08)	1:08.10 [5] (0:11.30)	0:56.80 [6] (0:11.12)	0:45.68 [6] (0:11.05)	0:34.63 [6] (0:11.28)	0:23.35 [5] (0:11.28)	0:34.63	-2
3	2	NO NAME FRANK Georgina Cartwright	2	67.4 1200m	0:07.93 Overall	1:16.25 [3] (0:07.93)	1:08.32 [2] (0:10.97)	0:57.35 [3] (0:10.79)	0:46.56 [4] (0:11.22)	0:35.34 [2] (0:11.60)	0:23.74 [4] (0:11.45)	0:35.34	+1
4	16	TOBA Bailey Wheeler	8	67.4 600m	0:07.95 Overall	1:16.29 [4] (0:07.95)	1:08.34 [3] (0:11.48)	0:56.86 [7] (0:11.33)	0:45.53 [7] (0:11.19)	0:34.34 [7] (0:11.18)	0:23.16 [8] (0:11.07)	0:34.34	+8
5	11	NICKELBACK Jake Bayliss	7	68.1 1000m	0:08.08 Overall	1:16.41 [5] (0:08.08)	1:08.33 [6] (0:11.18)	0:57.15 [5] (0:10.87)	0:46.28 [5] (0:11.27)	0:35.01 [5] (0:11.48)	0:23.53 [6] (0:11.32)	0:35.01	+5
6	18	INSINUATE Ron Stewart	6	70.4 1200m	0:08.07 Overall	1:16.45 [6] (0:08.07)	1:08.38 [4] (0:10.70)	0:57.68 [2] (0:10.86)	0:46.82 [2] (0:11.38)	0:35.44 [4] (0:11.48)	0:23.96 [3] (0:11.54)	0:35.44	+10
7	13	ENCRYPTED ELEGANCE Cejay Graham	16	68.7 1200m	0:07.86 Overall	1:16.84 [7] (0:07.86)	1:08.98 [1] (0:10.72)	0:58.26 [1] (0:10.78)	0:47.48 [1] (0:11.29)	0:36.19 [1] (0:11.61)	0:24.58 [1] (0:11.80)	0:36.19	+4
8	9	PINK CASHMERE Kyle Wilson-Taylor	3	67.9 1000m	0:08.18 Overall	1:16.91 [8] (0:08.18)	1:08.73 [7] (0:10.86)	0:57.87 [4] (0:10.65)	0:47.22 [3] (0:11.29)	0:35.93 [3] (0:11.49)	0:24.44 [2] (0:11.47)	0:35.93	+3
9	3	PEROVIC Andrew Mallyon	15	66.8 1000m	0:08.49 Overall	1:16.97 [9] (0:08.49)	1:08.48 [9] (0:11.39)	0:57.09 [9] (0:11.05)	0:46.04 [9] (0:11.17)	0:34.87 [9] (0:11.36)	0:23.51 [9] (0:11.31)	0:34.87	+5
10	1	PEPPERDINE Courtney Bellamy	13	66.2 1000m	0:09.70 Overall	1:19.03 [10] (0:09.70)	1:09.33 [10] (0:11.55)	0:57.78 [10] (0:11.07)	0:46.71 [10] (0:11.03)	0:35.68 [10] (0:11.31)	0:24.37 [10] (0:11.77)	0:35.68	+2

Scratched: More Trouble (#4), The Player (#17), North Of Eli (#7), Just Precious (#10), Valetudo (#12), Summer Soiree (#14), Wild Gypsy (#15), Clubhouse (#19), Cartwheels (#5)



Eagle Farm QLD Professional

Race 7: EVA AIR BENCHMARK 68 Handicap - 1300m

01 March 2025 - 15:43



BRISBANE
RACING CLUB

Track Rating: Good 4, Weather: Fine, Rail Position: +2.5m Entire

Section							200m			Last 600m
Field Times							0:12.07			0:35.36
Rank	TAB	Horse/Jockey	Barrier	Top Speed [km/h]	Fastest Section	Margin				Distance Travelled [m]
1	8	OUTSMARTED Michael Rodd	14	67.4 400m	0:08.46 Overall	0:11.95 [5] (0:11.95)	1:16.01		0:34.06	
2	6	CONNEWARRE Taylor Marshall	1	65.7 1200m	0:08.08 Overall	0:12.07 [6] (0:12.07)	0.96L		0:34.63	-2
3	2	NO NAME FRANK Georgina Cartwright	2	67.4 1200m	0:07.93 Overall	0:12.29 [2] (0:12.29)	1.37L		0:35.34	+1
4	16	TOBA Bailey Wheeler	8	67.4 600m	0:07.95 Overall	0:12.09 [8] (0:12.09)	1.63L		0:34.34	+8
5	11	NICKELBACK Jake Bayliss	7	68.1 1000m	0:08.08 Overall	0:12.21 [7] (0:12.21)	2.35L		0:35.01	+5
6	18	INSINUATE Ron Stewart	6	70.4 1200m	0:08.07 Overall	0:12.42 [3] (0:12.42)	2.57L		0:35.44	+10
7	13	ENCRYPTED ELEGANCE Cejay Graham	16	68.7 1200m	0:07.86 Overall	0:12.78 [4] (0:12.78)	4.86L		0:36.19	+4
8	9	PINK CASHMERE Kyle Wilson-Taylor	3	67.9 1000m	0:08.18 Overall	0:12.97 [1] (0:12.97)	5.26L		0:35.93	+3
9	3	PEROVIC Andrew Mallyon	15	66.8 1000m	0:08.49 Overall	0:12.20 [9] (0:12.20)	5.63L		0:34.87	+5
10	1	PEPPERDINE Courtney Bellamy	13	66.2 1000m	0:09.70 Overall	0:12.60 [10] (0:12.60)	17.73L		0:35.68	+2

Scratched: More Trouble (#4), The Player (#17), North Of Eli (#7), Just Precious (#10), Valetudo (#12), Summer Soiree (#14), Wild Gypsy (#15), Clubhouse (#19), Cartwheels (#5)

Report Created: Sat 1 March 2025 16:08 GMT+10 (Note: Timing is based on position data)

Page 2/12

[] Ranking at each section and finish
 -:-:- No data available at this section
 NA No data available

SCN Saddle cloth number
 DNF Did not finish
 DNT Did not track

data processed by  TRIPLESDATA



Horse/Jockey Name	Outsmarted
Final Rank	1
Fastest Section Time (Section)	0:08.46 (Overall)
Top Speed [km/h] (Section)	67.4 (400m)
Race State	Finished



Eagle Farm QLD Professional

Race 7: EVA AIR BENCHMARK 68 Handicap - 1300m

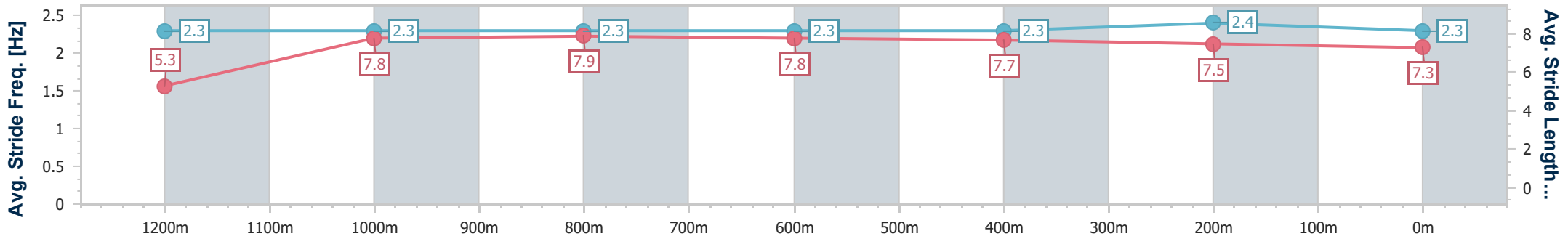
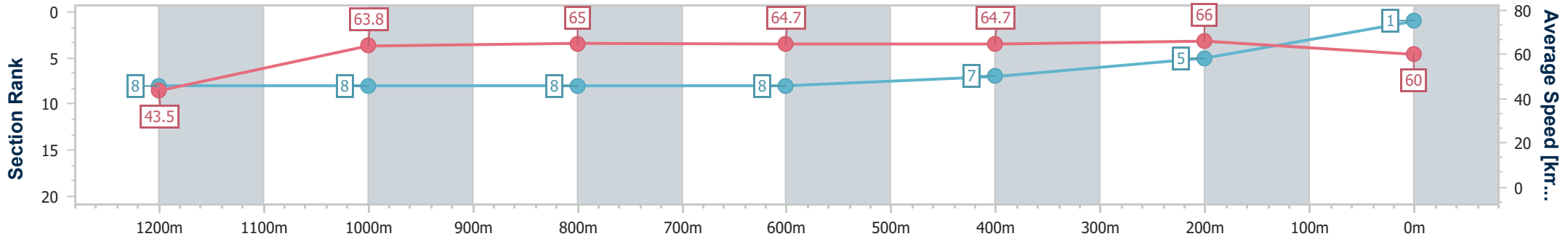
01 March 2025 - 15:43

Track Rating: Good 4, Weather: Fine, Rail Position: +2.5m Entire



BRISBANE RACING CLUB

Section	Overall	1200m	1000m	800m	600m	400m	200m
Section Times	1:16.01 [1] (0:08.46)	1:07.55 [8] (0:11.28)	0:56.27 [8] (0:11.13)	0:45.14 [8] (0:11.08)	0:34.06 [8] (0:11.15)	0:22.91 [7] (0:10.96)	0:11.95 [5]
Average Speed [km/h]	43.5	63.8	65.0	64.7	64.7	66.0	60.0
Top Speed [km/h]	59.9	64.8	65.9	66.0	66.5	67.4	63.7
Avg. Dist. to Rail [m]	16.4	3.5	0.4	0.4	1.1	9.0	11.2
Avg. Stride Freq. [Hz]	2.3	2.3	2.3	2.3	2.3	2.4	2.3
Avg. Stride Length [m]	5.3	7.8	7.9	7.8	7.7	7.5	7.3



- [] Ranking at each section and finish
- .-.- No data available at this section
- NA No data available



Horse/Jockey Name	Connewarre
Final Rank	2
Fastest Section Time (Section)	0:08.08 (Overall)
Top Speed [km/h] (Section)	65.7 (1200m)
Race State	Finished



Eagle Farm QLD Professional

Race 7: EVA AIR BENCHMARK 68 Handicap - 1300m

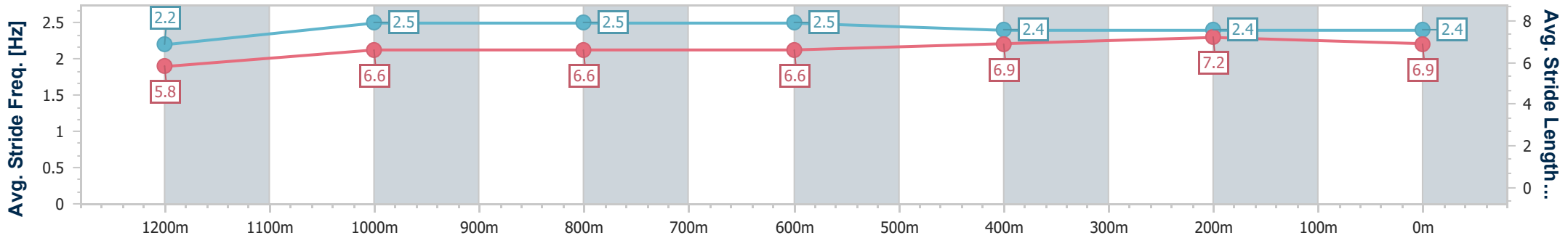
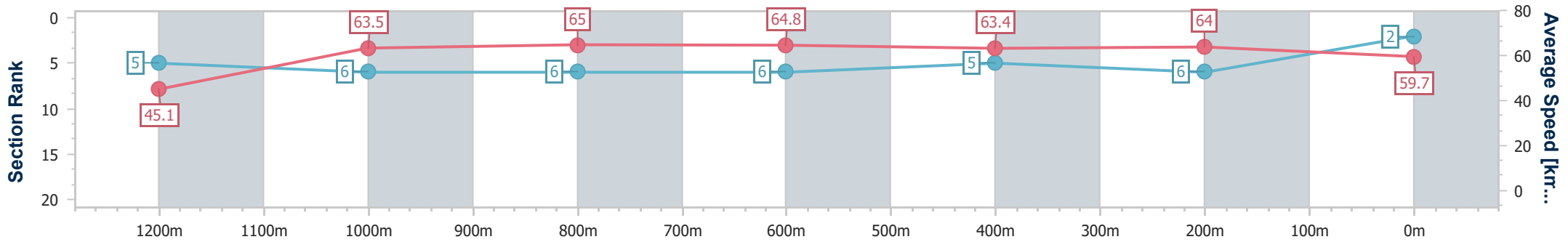
01 March 2025 - 15:43

Track Rating: Good 4, Weather: Fine, Rail Position: +2.5m Entire



BRISBANE RACING CLUB

Section	Overall	1200m	1000m	800m	600m	400m	200m
Section Times	1:16.18 [2] (0:08.08)	1:08.10 [5] (0:11.30)	0:56.80 [6] (0:11.12)	0:45.68 [6] (0:11.05)	0:34.63 [6] (0:11.28)	0:23.35 [5] (0:11.28)	0:12.07 [6] (0:12.07)
Average Speed [km/h]	45.1	63.5	65.0	64.8	63.4	64.0	59.7
Top Speed [km/h]	59.8	65.7	64.9	65.6	65.1	64.6	62.3
Avg. Dist. to Rail [m]	9.5	1.8	0.4	0.9	1.1	5.3	7.4
Avg. Stride Freq. [Hz]	2.2	2.5	2.5	2.5	2.4	2.4	2.4
Avg. Stride Length [m]	5.8	6.6	6.6	6.6	6.9	7.2	6.9



- [] Ranking at each section and finish
- .-.- No data available at this section
- NA No data available



Horse/Jockey Name	No Name Frank
Final Rank	3
Fastest Section Time (Section)	0:07.93 (Overall)
Top Speed [km/h] (Section)	67.4 (1200m)
Race State	Finished



Eagle Farm QLD Professional

Race 7: EVA AIR BENCHMARK 68 Handicap - 1300m

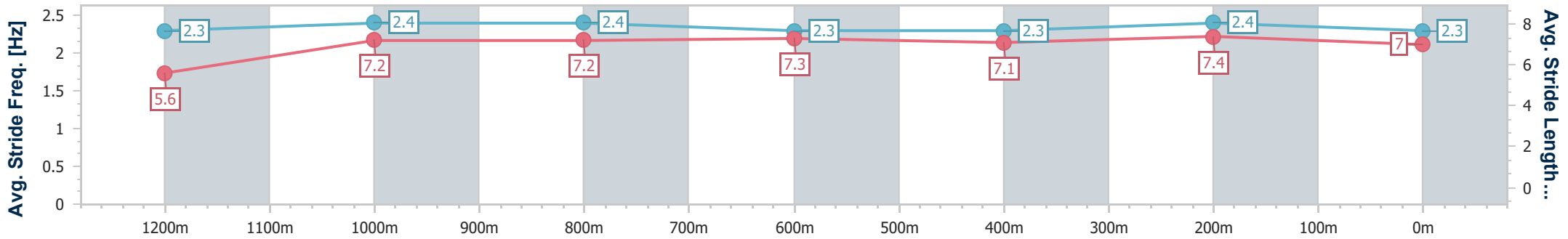
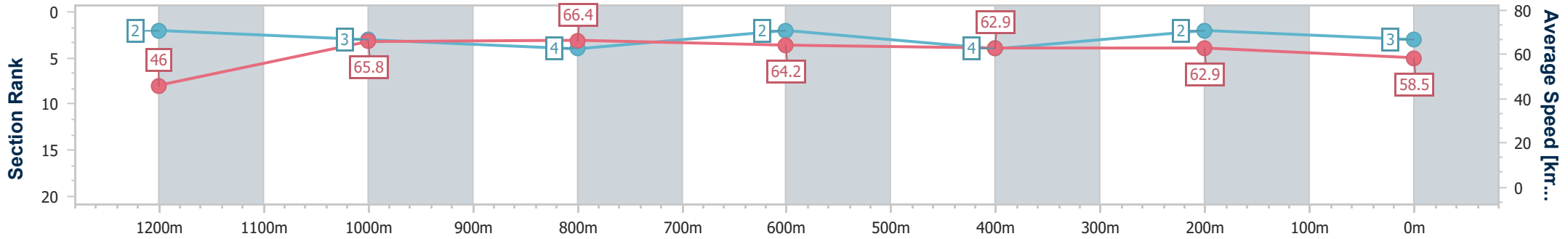
01 March 2025 - 15:43

Track Rating: Good 4, Weather: Fine, Rail Position: +2.5m Entire



BRISBANE RACING CLUB

Section	Overall	1200m	1000m	800m	600m	400m	200m
Section Times	1:16.25 [3] (0:07.93)	1:08.32 [2] (0:10.97)	0:57.35 [3] (0:10.79)	0:46.56 [4] (0:11.22)	0:35.34 [2] (0:11.60)	0:23.74 [4] (0:11.45)	0:12.29 [2] (0:12.29)
Average Speed [km/h]	46.0	65.8	66.4	64.2	62.9	62.9	58.5
Top Speed [km/h]	62.4	67.4	66.8	65.9	63.6	64.4	61.3
Avg. Dist. to Rail [m]	11.2	2.1	0.8	0.5	3.0	6.6	7.4
Avg. Stride Freq. [Hz]	2.3	2.4	2.4	2.3	2.3	2.4	2.3
Avg. Stride Length [m]	5.6	7.2	7.2	7.3	7.1	7.4	7.0



- [] Ranking at each section and finish
- .-.- No data available at this section
- NA No data available



Horse/Jockey Name	Toba
Final Rank	4
Fastest Section Time (Section)	0:07.95 (Overall)
Top Speed [km/h] (Section)	67.4 (600m)
Race State	Finished



Eagle Farm QLD Professional

Race 7: EVA AIR BENCHMARK 68 Handicap - 1300m

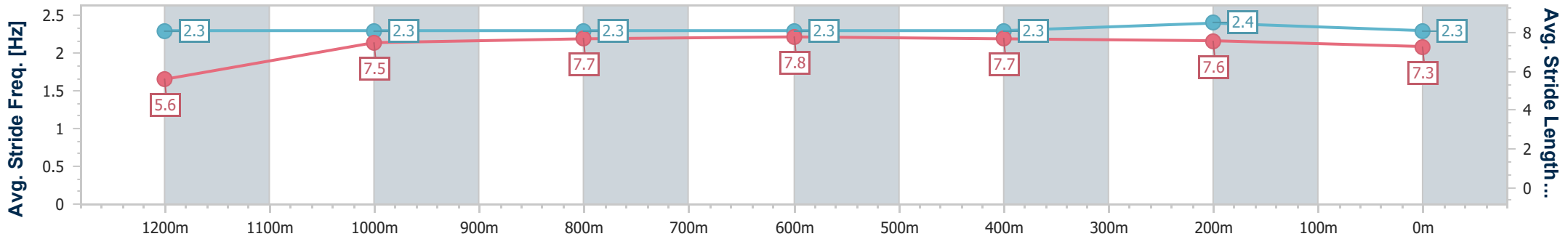
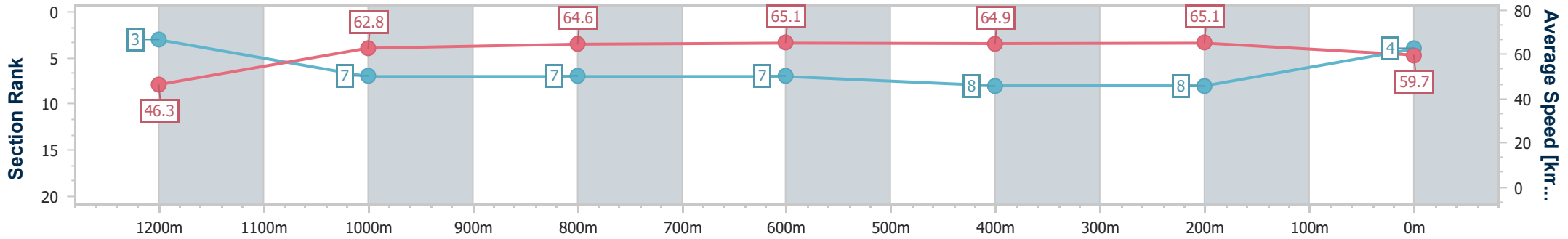
01 March 2025 - 15:43

Track Rating: Good 4, Weather: Fine, Rail Position: +2.5m Entire



BRISBANE RACING CLUB

Section	Overall	1200m	1000m	800m	600m	400m	200m
Section Times	1:16.29 [4] (0:07.95)	1:08.34 [3] (0:11.48)	0:56.86 [7] (0:11.33)	0:45.53 [7] (0:11.19)	0:34.34 [7] (0:11.18)	0:23.16 [8] (0:11.07)	0:12.09 [8] (0:12.09)
Average Speed [km/h]	46.3	62.8	64.6	65.1	64.9	65.1	59.7
Top Speed [km/h]	60.9	64.3	66.2	66.4	67.4	67.3	63.2
Avg. Dist. to Rail [m]	15.5	5.4	3.4	2.6	1.8	9.3	12.6
Avg. Stride Freq. [Hz]	2.3	2.3	2.3	2.3	2.3	2.4	2.3
Avg. Stride Length [m]	5.6	7.5	7.7	7.8	7.7	7.6	7.3



- [] Ranking at each section and finish
- .-.- No data available at this section
- NA No data available



Horse/Jockey Name	Nickelback
Final Rank	5
Fastest Section Time (Section)	0:08.08 (Overall)
Top Speed [km/h] (Section)	68.1 (1000m)
Race State	Finished



Eagle Farm QLD Professional

Race 7: EVA AIR BENCHMARK 68 Handicap - 1300m

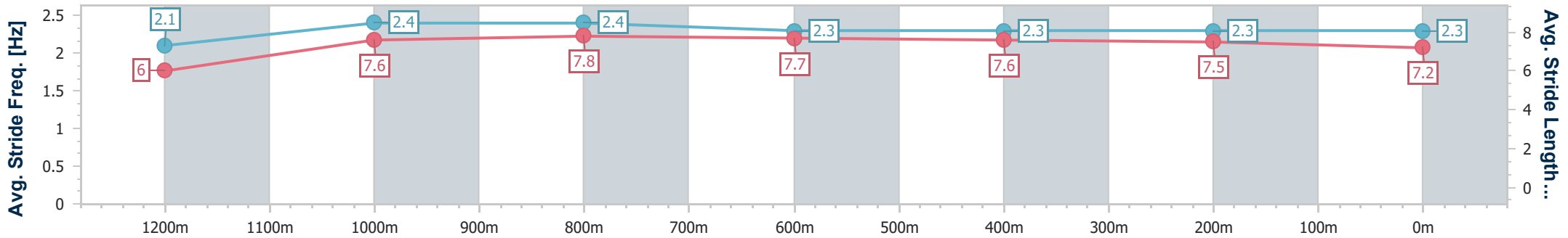
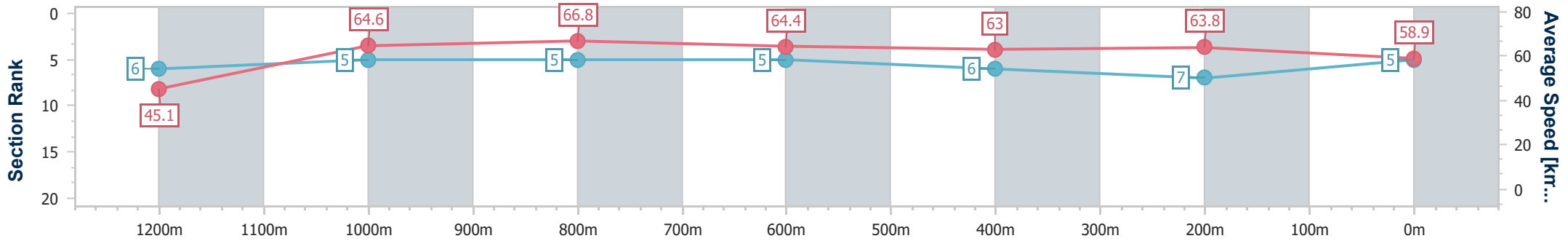
01 March 2025 - 15:43

Track Rating: Good 4, Weather: Fine, Rail Position: +2.5m Entire



BRISBANE RACING CLUB

Section	Overall	1200m	1000m	800m	600m	400m	200m
Section Times	1:16.41 [5] (0:08.08)	1:08.33 [6] (0:11.18)	0:57.15 [5] (0:10.87)	0:46.28 [5] (0:11.27)	0:35.01 [5] (0:11.48)	0:23.53 [6] (0:11.32)	0:12.21 [7] (0:12.21)
Average Speed [km/h]	45.1	64.6	66.8	64.4	63.0	63.8	58.9
Top Speed [km/h]	60.0	66.5	68.1	67.4	64.7	65.1	62.0
Avg. Dist. to Rail [m]	14.1	3.9	1.7	1.5	1.9	8.0	10.6
Avg. Stride Freq. [Hz]	2.1	2.4	2.4	2.3	2.3	2.3	2.3
Avg. Stride Length [m]	6.0	7.6	7.8	7.7	7.6	7.5	7.2



- [] Ranking at each section and finish
- .-.- No data available at this section
- NA No data available



Horse/Jockey Name	Insinuate
Final Rank	6
Fastest Section Time (Section)	0:08.07 (Overall)
Top Speed [km/h] (Section)	70.4 (1200m)
Race State	Finished



Eagle Farm QLD Professional

Race 7: EVA AIR BENCHMARK 68 Handicap - 1300m

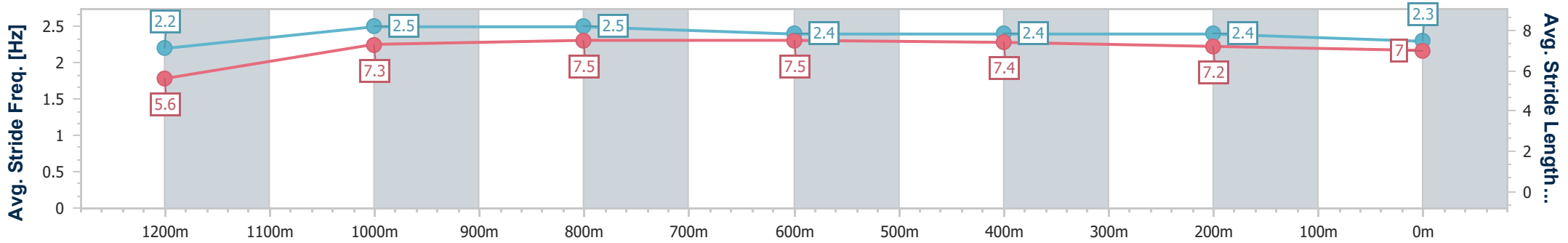
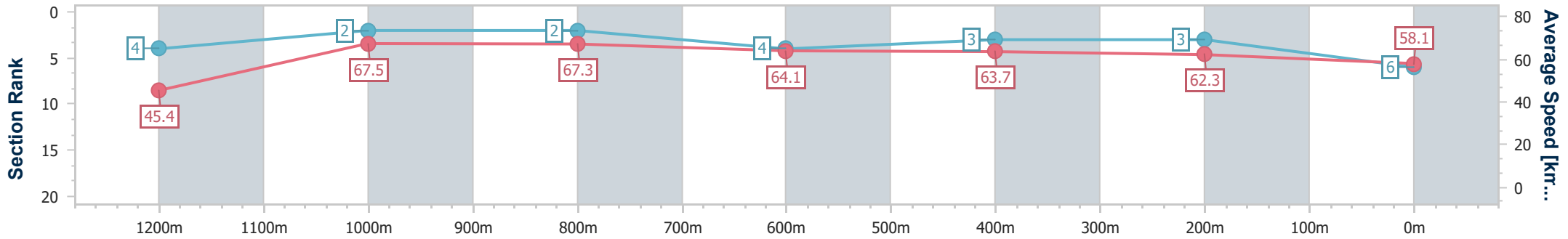
01 March 2025 - 15:43

Track Rating: Good 4, Weather: Fine, Rail Position: +2.5m Entire



BRISBANE RACING CLUB

Section	Overall	1200m	1000m	800m	600m	400m	200m
Section Times	1:16.45 [6] (0:08.07)	1:08.38 [4] (0:10.70)	0:57.68 [2] (0:10.86)	0:46.82 [2] (0:11.38)	0:35.44 [4] (0:11.48)	0:23.96 [3] (0:11.54)	0:12.42 [3] (0:12.42)
Average Speed [km/h]	45.4	67.5	67.3	64.1	63.7	62.3	58.1
Top Speed [km/h]	61.8	70.4	69.9	65.2	65.5	65.5	61.0
Avg. Dist. to Rail [m]	13.5	5.6	3.0	3.1	2.8	7.0	8.4
Avg. Stride Freq. [Hz]	2.2	2.5	2.5	2.4	2.4	2.4	2.3
Avg. Stride Length [m]	5.6	7.3	7.5	7.5	7.4	7.2	7.0



- [] Ranking at each section and finish
- .-.- No data available at this section
- NA No data available



Horse/Jockey Name	Encrypted Elegance
Final Rank	7
Fastest Section Time (Section)	0:07.86 (Overall)
Top Speed [km/h] (Section)	68.7 (1200m)
Race State	Finished



Eagle Farm QLD Professional

Race 7: EVA AIR BENCHMARK 68 Handicap - 1300m

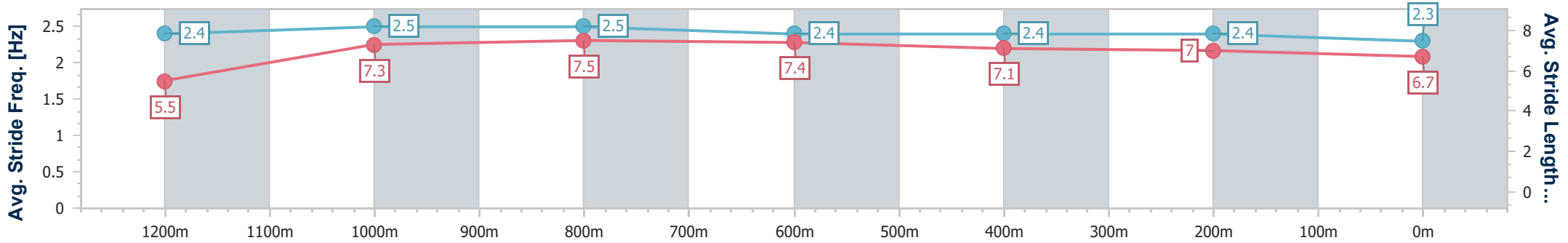
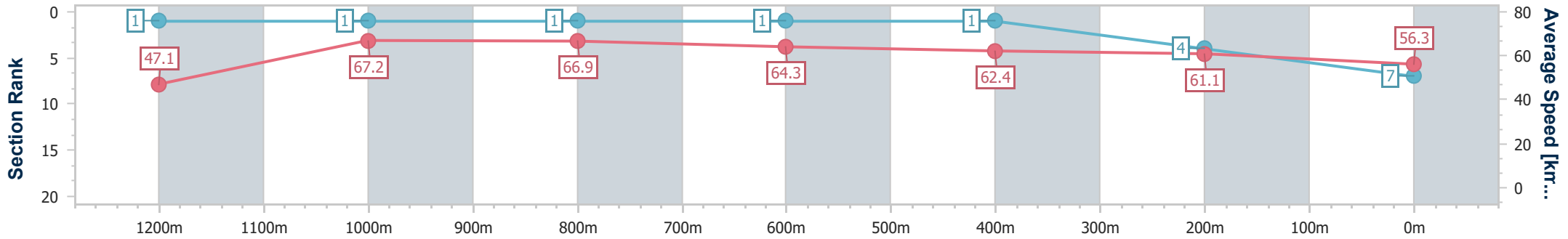
01 March 2025 - 15:43

Track Rating: Good 4, Weather: Fine, Rail Position: +2.5m Entire



BRISBANE RACING CLUB

Section	Overall	1200m	1000m	800m	600m	400m	200m
Section Times	1:16.84 [7] (0:07.86)	1:08.98 [1] (0:10.72)	0:58.26 [1] (0:10.78)	0:47.48 [1] (0:11.29)	0:36.19 [1] (0:11.61)	0:24.58 [1] (0:11.80)	0:12.78 [4] (0:12.78)
Average Speed [km/h]	47.1	67.2	66.9	64.3	62.4	61.1	56.3
Top Speed [km/h]	62.4	68.7	67.6	66.9	63.3	62.6	59.9
Avg. Dist. to Rail [m]	18.4	5.1	0.7	1.4	1.2	4.8	4.2
Avg. Stride Freq. [Hz]	2.4	2.5	2.5	2.4	2.4	2.4	2.3
Avg. Stride Length [m]	5.5	7.3	7.5	7.4	7.1	7.0	6.7



- [] Ranking at each section and finish
- .-.- No data available at this section
- NA No data available



Horse/Jockey Name	Pink Cashmere
Final Rank	8
Fastest Section Time (Section)	0:08.18 (Overall)
Top Speed [km/h] (Section)	67.9 (1000m)
Race State	Finished



Eagle Farm QLD Professional

Race 7: EVA AIR BENCHMARK 68 Handicap - 1300m

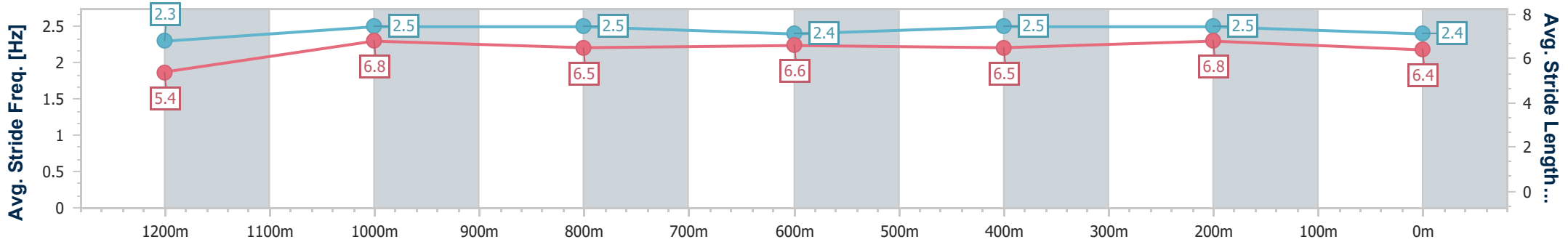
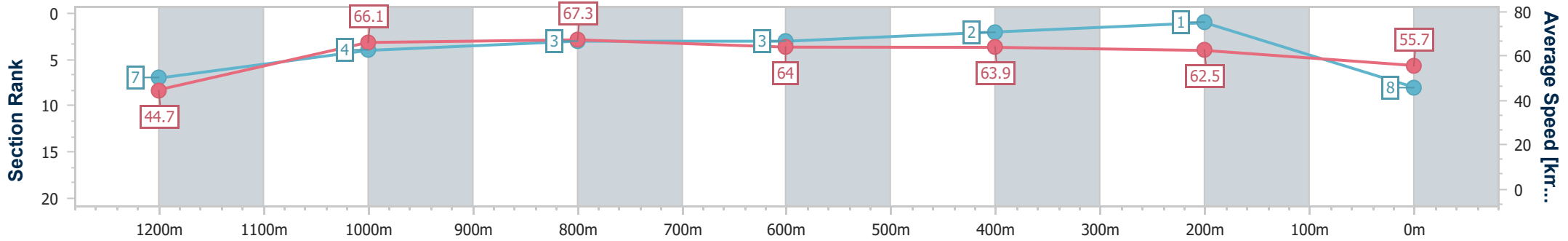
01 March 2025 - 15:43

Track Rating: Good 4, Weather: Fine, Rail Position: +2.5m Entire



BRISBANE RACING CLUB

Section	Overall	1200m	1000m	800m	600m	400m	200m
Section Times	1:16.91 [8] (0:08.18)	1:08.73 [7] (0:10.86)	0:57.87 [4] (0:10.65)	0:47.22 [3] (0:11.29)	0:35.93 [3] (0:11.49)	0:24.44 [2] (0:11.47)	0:12.97 [1] (0:12.97)
Average Speed [km/h]	44.7	66.1	67.3	64.0	63.9	62.5	55.7
Top Speed [km/h]	62.5	67.2	67.9	66.6	65.6	64.5	59.9
Avg. Dist. to Rail [m]	12.1	2.7	0.9	0.9	3.7	7.5	9.7
Avg. Stride Freq. [Hz]	2.3	2.5	2.5	2.4	2.5	2.5	2.4
Avg. Stride Length [m]	5.4	6.8	6.5	6.6	6.5	6.8	6.4



- [] Ranking at each section and finish
- .-.- No data available at this section
- NA No data available



Horse/Jockey Name	Perovic
Final Rank	9
Fastest Section Time (Section)	0:08.49 (Overall)
Top Speed [km/h] (Section)	66.8 (1000m)
Race State	Finished



Eagle Farm QLD Professional

Race 7: EVA AIR BENCHMARK 68 Handicap - 1300m

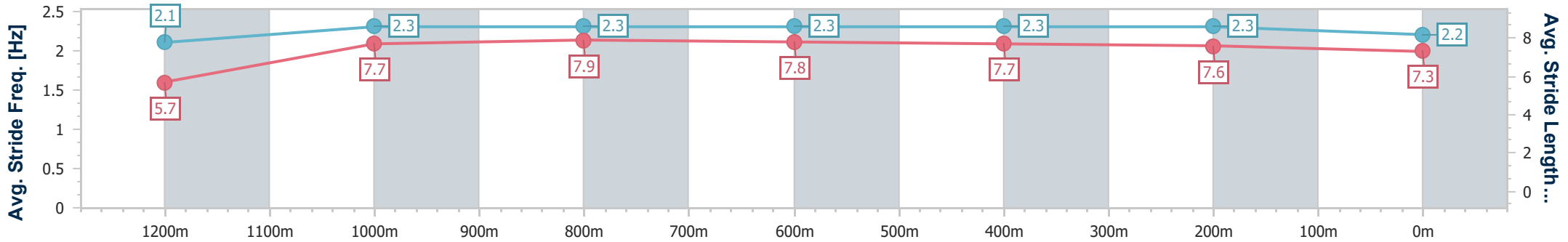
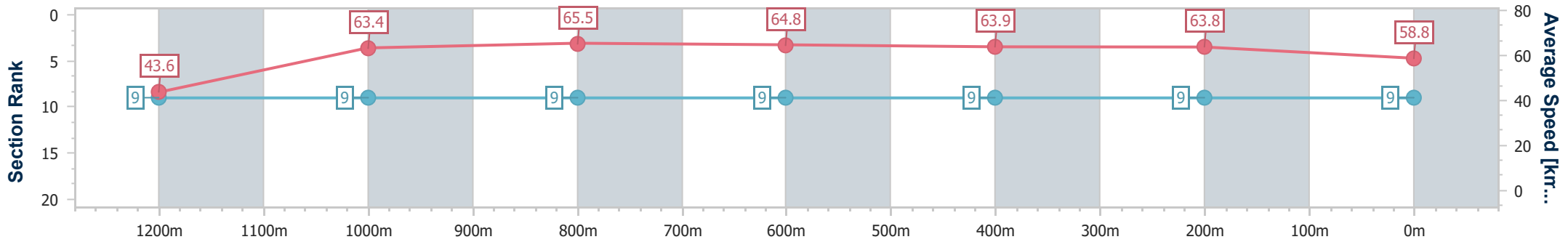
01 March 2025 - 15:43

Track Rating: Good 4, Weather: Fine, Rail Position: +2.5m Entire



BRISBANE RACING CLUB

Section	Overall	1200m	1000m	800m	600m	400m	200m
Section Times	1:16.97 [9] (0:08.49)	1:08.48 [9] (0:11.39)	0:57.09 [9] (0:11.05)	0:46.04 [9] (0:11.17)	0:34.87 [9] (0:11.36)	0:23.51 [9] (0:11.31)	0:12.20 [9] (0:12.20)
Average Speed [km/h]	43.6	63.4	65.5	64.8	63.9	63.8	58.8
Top Speed [km/h]	60.2	64.3	66.8	66.2	64.8	64.9	62.1
Avg. Dist. to Rail [m]	17.5	5.1	1.4	0.9	2.2	6.6	7.8
Avg. Stride Freq. [Hz]	2.1	2.3	2.3	2.3	2.3	2.3	2.2
Avg. Stride Length [m]	5.7	7.7	7.9	7.8	7.7	7.6	7.3



- [] Ranking at each section and finish
- .-.- No data available at this section
- NA No data available



Horse/Jockey Name	Pepperdine
Final Rank	10
Fastest Section Time (Section)	0:09.70 (Overall)
Top Speed [km/h] (Section)	66.2 (1000m)
Race State	Finished



Eagle Farm QLD Professional

Race 7: EVA AIR BENCHMARK 68 Handicap - 1300m

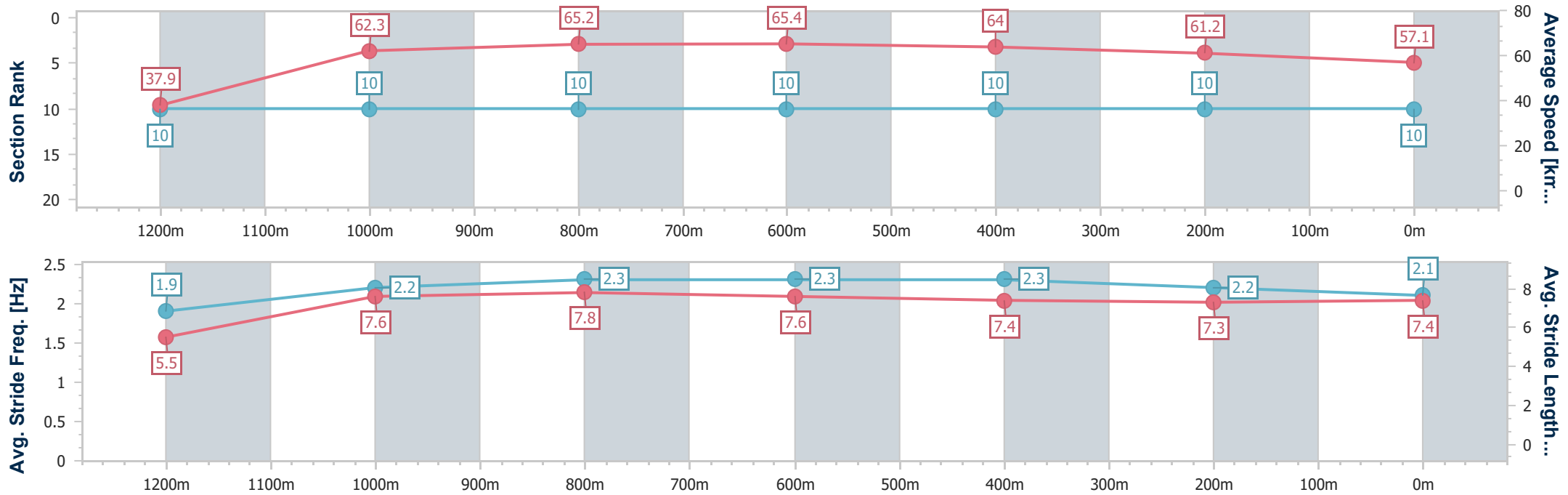
01 March 2025 - 15:43

Track Rating: Good 4, Weather: Fine, Rail Position: +2.5m Entire



BRISBANE RACING CLUB

Section	Overall	1200m	1000m	800m	600m	400m	200m
Section Times	1:19.03 [10] (0:09.70)	1:09.33 [10] (0:11.55)	0:57.78 [10] (0:11.07)	0:46.71 [10] (0:11.03)	0:35.68 [10] (0:11.31)	0:24.37 [10] (0:11.77)	0:12.60 [10] (0:12.60)
Average Speed [km/h]	37.9	62.3	65.2	65.4	64.0	61.2	57.1
Top Speed [km/h]	57.4	64.0	66.2	66.0	64.9	62.9	60.4
Avg. Dist. to Rail [m]	13.8	1.1	0.6	0.8	0.9	3.2	2.7
Avg. Stride Freq. [Hz]	1.9	2.2	2.3	2.3	2.3	2.2	2.1
Avg. Stride Length [m]	5.5	7.6	7.8	7.6	7.4	7.3	7.4



- [] Ranking at each section and finish
- .-.- No data available at this section
- NA No data available



Eagle Farm QLD Professional

Race 8: ROKU GIN BENCHMARK 90 Handicap - 1000m

01 March 2025 - 16:23



BRISBANE
RACING CLUB

Track Rating: Good 4, Weather: Fine, Rail Position: +2.5m Entire

Section		Overall	800m	600m	400m	200m	Last 600m					
Field Times		0:56.34 (0:13.32)	0:43.02 (0:10.49)	0:32.53 (0:10.47)	0:22.06 (0:10.71)	0:11.35 (0:11.35)	0:32.53					
Rank	TAB Horse/Jockey	Barrier	Top Speed [km/h]	Fastest Section	Margin					Distance Travelled [m]		
1	3 WANDA ROX Courtney Bellamy	5	69.9 800m	0:10.49 400m	0:56.34 [1] (0:13.45)	0:42.89 [4] (0:10.51)	0:32.38 [3] (0:10.54)	0:21.84 [3] (0:10.49)	0:11.35 [3] (0:11.35)	0:56.34	0:32.38	
2	2 COMPELLING TRUTH Aaron Bullock	2	69.7 800m	0:10.57 400m	0:56.41 [2] (0:13.32)	0:43.09 [1] (0:10.60)	0:32.49 [2] (0:10.68)	0:21.81 [5] (0:10.57)	0:11.24 [4] (0:11.24)	0.38L	0:32.49	-1
3	1 ROCKRIBBED Emily Lang	7	70.2 800m	0:10.38 800m	0:56.46 [3] (0:13.61)	0:42.85 [5] (0:10.38)	0:32.47 [5] (0:10.45)	0:22.02 [2] (0:10.55)	0:11.47 [1] (0:11.47)	0.7L	0:32.47	+1
4	7 ECONOMICS Kyle Wilson-Taylor	1	70.1 800m	0:10.46 800m	0:56.60 [4] (0:13.35)	0:43.25 [3] (0:10.46)	0:32.79 [1] (0:10.47)	0:22.32 [1] (0:10.71)	0:11.61 [2] (0:11.61)	1.48L	0:32.79	-3
5	9 RELIABLE RUBY Damien Thornton	4	70.8 400m	0:10.48 600m	0:56.79 [5] (0:13.82)	0:42.97 [8] (0:10.64)	0:32.33 [9] (0:10.48)	0:21.85 [7] (0:10.51)	0:11.34 [6] (0:11.34)	2.62L	0:32.33	-1
6	4 BRERETON Jag Guthmann-Chester	8	70.3 Overall	0:10.51 400m	0:56.80 [6] (0:13.75)	0:43.05 [6] (0:10.62)	0:32.43 [7] (0:10.57)	0:21.86 [8] (0:10.51)	0:11.35 [7] (0:11.35)	2.7L	0:32.43	+3
7	10 WRITTLE Robbie Dolan	3	69.7 400m	0:10.54 800m	0:56.91 [7] (0:13.77)	0:43.14 [7] (0:10.54)	0:32.60 [6] (0:10.58)	0:22.02 [6] (0:10.54)	0:11.48 [5] (0:11.48)	3.33L	0:32.60	-3
8	6 BRING ME KASH Dale Smith	9	69.6 800m	0:10.51 800m	0:57.37 [8] (0:13.93)	0:43.44 [9] (0:10.51)	0:32.93 [8] (0:10.63)	0:22.30 [9] (0:10.70)	0:11.60 [9] (0:11.60)	6.05L	0:32.93	+2
9	8 KOTE Bailey Wheeler	6	69.3 Overall	0:10.62 600m	0:57.53 [9] (0:13.33)	0:44.20 [2] (0:10.64)	0:33.56 [4] (0:10.62)	0:22.94 [4] (0:10.94)	0:12.00 [8] (0:12.00)	6.96L	0:33.56	+1

Scratched: Nashira (#5)



Horse/Jockey Name	Wanda Rox
Final Rank	1
Fastest Section Time (Section)	0:10.49 (400m)
Top Speed [km/h] (Section)	69.9 (800m)
Race State	Finished



Eagle Farm QLD Professional

Race 8: ROKU GIN BENCHMARK 90 Handicap - 1000m

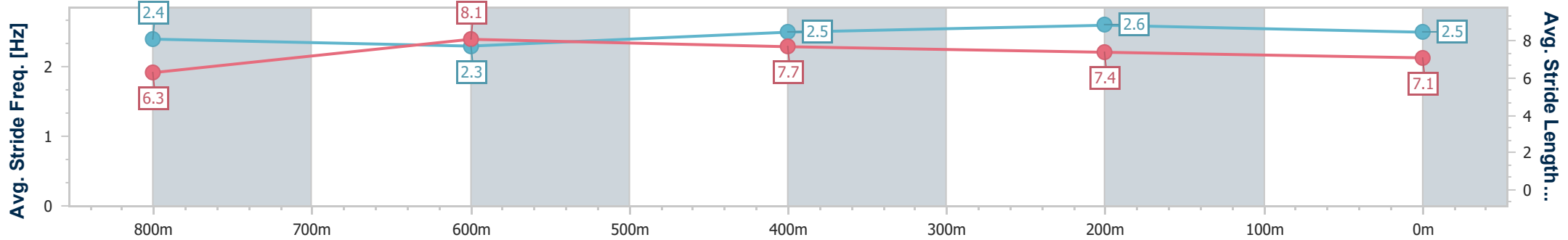
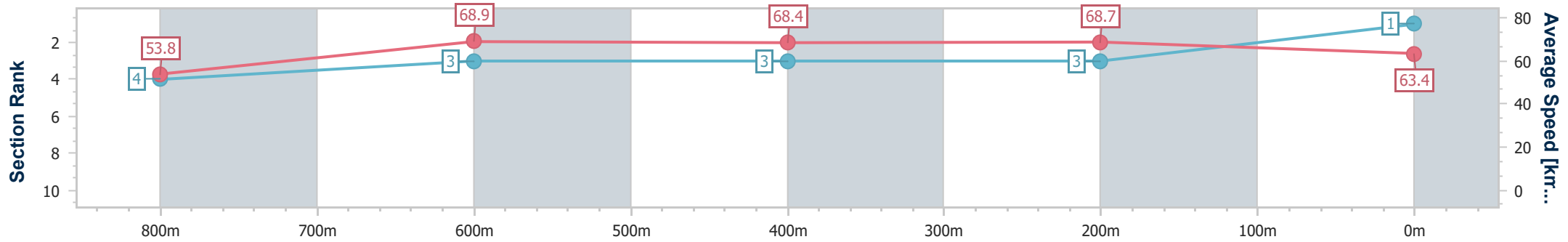
01 March 2025 - 16:23

Track Rating: Good 4, Weather: Fine, Rail Position: +2.5m Entire



BRISBANE RACING CLUB

Section	Overall	800m	600m	400m	200m
Section Times	0:56.34 [1] (0:13.45)	0:42.89 [4] (0:10.51)	0:32.38 [3] (0:10.54)	0:21.84 [3] (0:10.49)	0:11.35 [3] (0:11.35)
Average Speed [km/h]	53.8	68.9	68.4	68.7	63.4
Top Speed [km/h]	68.9	69.9	69.1	69.5	67.4
Avg. Dist. to Rail [m]	3.0	1.3	0.7	5.5	6.0
Avg. Stride Freq. [Hz]	2.4	2.3	2.5	2.6	2.5
Avg. Stride Length [m]	6.3	8.1	7.7	7.4	7.1



- [] Ranking at each section and finish
- .-.- No data available at this section
- NA No data available



Horse/Jockey Name	Compelling Truth
Final Rank	2
Fastest Section Time (Section)	0:10.57 (400m)
Top Speed [km/h] (Section)	69.7 (800m)
Race State	Finished



Eagle Farm QLD Professional

Race 8: ROKU GIN BENCHMARK 90 Handicap - 1000m

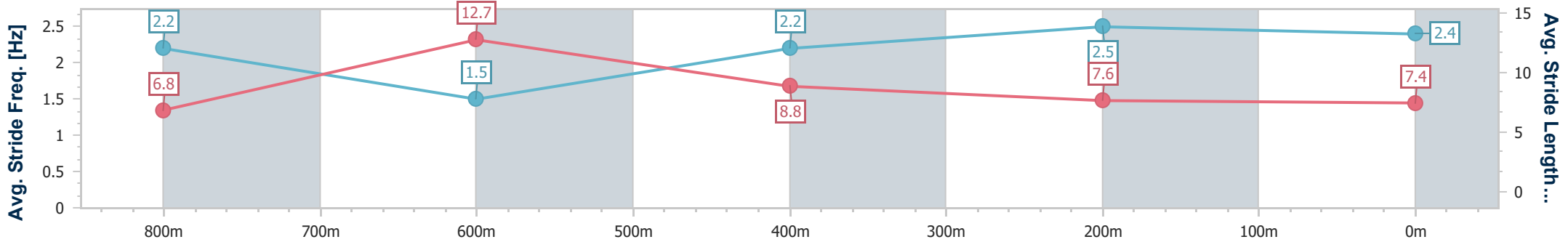
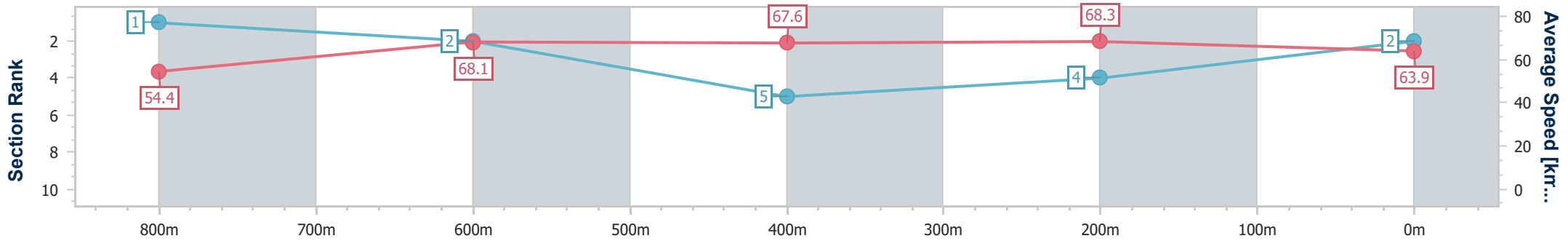
01 March 2025 - 16:23

Track Rating: Good 4, Weather: Fine, Rail Position: +2.5m Entire



BRISBANE RACING CLUB

Section	Overall	800m	600m	400m	200m
Section Times	0:56.41 [2] (0:13.32)	0:43.09 [1] (0:10.60)	0:32.49 [2] (0:10.68)	0:21.81 [5] (0:10.57)	0:11.24 [4] (0:11.24)
Average Speed [km/h]	54.4	68.1	67.6	68.3	63.9
Top Speed [km/h]	69.6	69.7	68.6	68.9	67.8
Avg. Dist. to Rail [m]	1.6	1.0	0.9	7.6	8.1
Avg. Stride Freq. [Hz]	2.2	1.5	2.2	2.5	2.4
Avg. Stride Length [m]	6.8	12.7	8.8	7.6	7.4



- [] Ranking at each section and finish
- .-.- No data available at this section
- NA No data available



Horse/Jockey Name	Rockribbed
Final Rank	3
Fastest Section Time (Section)	0:10.38 (800m)
Top Speed [km/h] (Section)	70.2 (800m)
Race State	Finished



Eagle Farm QLD Professional

Race 8: ROKU GIN BENCHMARK 90 Handicap - 1000m

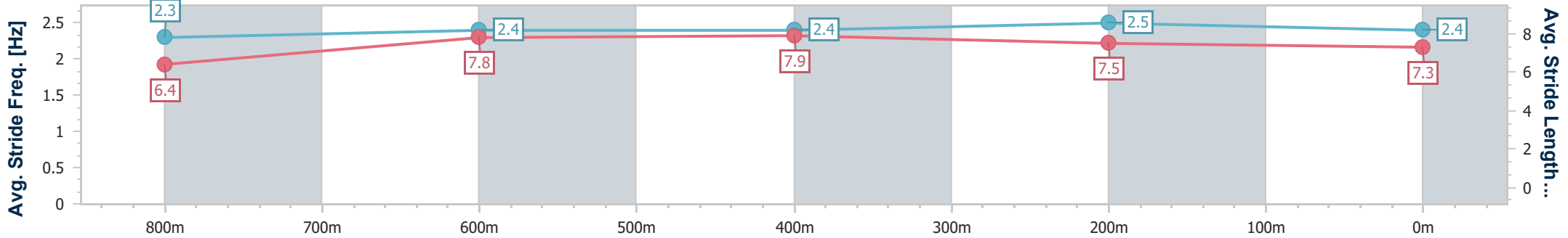
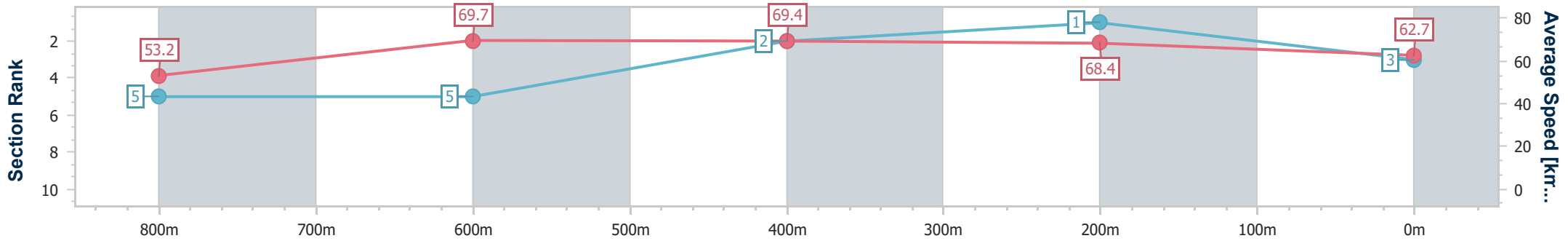
01 March 2025 - 16:23

Track Rating: Good 4, Weather: Fine, Rail Position: +2.5m Entire



BRISBANE RACING CLUB

Section	Overall	800m	600m	400m	200m
Section Times	0:56.46 [3] (0:13.61)	0:42.85 [5] (0:10.38)	0:32.47 [5] (0:10.45)	0:22.02 [2] (0:10.55)	0:11.47 [1] (0:11.47)
Average Speed [km/h]	53.2	69.7	69.4	68.4	62.7
Top Speed [km/h]	68.7	70.2	69.6	69.5	66.1
Avg. Dist. to Rail [m]	4.5	0.9	1.9	9.2	7.5
Avg. Stride Freq. [Hz]	2.3	2.4	2.4	2.5	2.4
Avg. Stride Length [m]	6.4	7.8	7.9	7.5	7.3



- [] Ranking at each section and finish
- .-.- No data available at this section
- NA No data available



Horse/Jockey Name	Economics
Final Rank	4
Fastest Section Time (Section)	0:10.46 (800m)
Top Speed [km/h] (Section)	70.1 (800m)
Race State	Finished



Eagle Farm QLD Professional

Race 8: ROKU GIN BENCHMARK 90 Handicap - 1000m

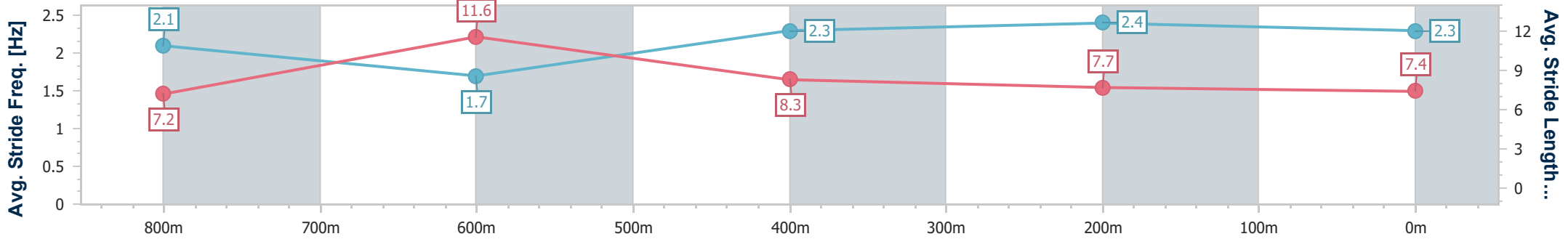
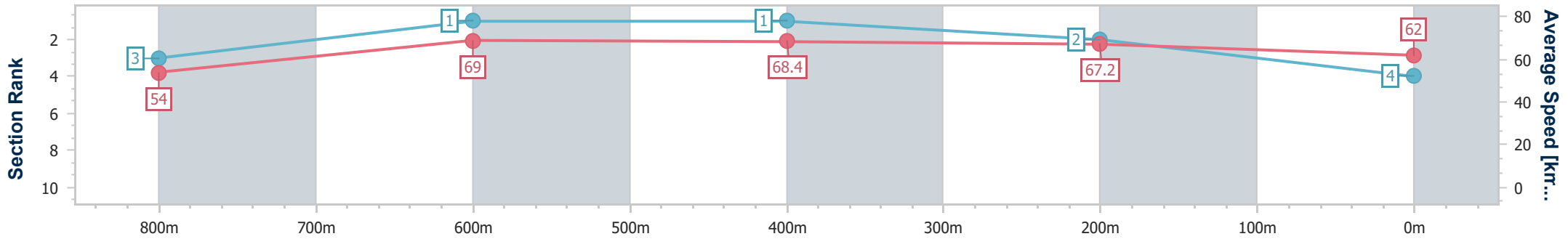
01 March 2025 - 16:23

Track Rating: Good 4, Weather: Fine, Rail Position: +2.5m Entire



BRISBANE RACING CLUB

Section	Overall	800m	600m	400m	200m
Section Times	0:56.60 [4] (0:13.35)	0:43.25 [3] (0:10.46)	0:32.79 [1] (0:10.47)	0:22.32 [1] (0:10.71)	0:11.61 [2] (0:11.61)
Average Speed [km/h]	54.0	69.0	68.4	67.2	62.0
Top Speed [km/h]	69.1	70.1	69.2	68.6	65.6
Avg. Dist. to Rail [m]	0.9	0.3	1.2	7.7	7.3
Avg. Stride Freq. [Hz]	2.1	1.7	2.3	2.4	2.3
Avg. Stride Length [m]	7.2	11.6	8.3	7.7	7.4



- [] Ranking at each section and finish
- .-.- No data available at this section
- NA No data available



Horse/Jockey Name	Reliable Ruby
Final Rank	5
Fastest Section Time (Section)	0:10.48 (600m)
Top Speed [km/h] (Section)	70.8 (400m)
Race State	Finished



Eagle Farm QLD Professional

Race 8: ROKU GIN BENCHMARK 90 Handicap - 1000m

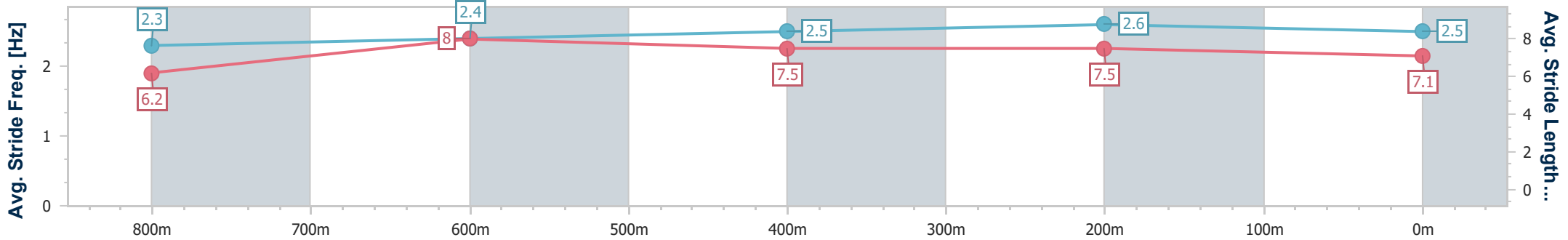
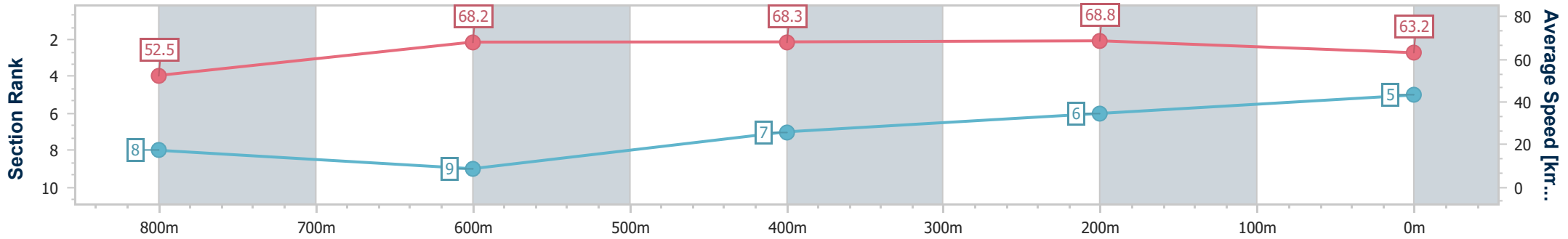
01 March 2025 - 16:23

Track Rating: Good 4, Weather: Fine, Rail Position: +2.5m Entire



BRISBANE RACING CLUB

Section	Overall	800m	600m	400m	200m
Section Times	0:56.79 [5] (0:13.82)	0:42.97 [8] (0:10.64)	0:32.33 [9] (0:10.48)	0:21.85 [7] (0:10.51)	0:11.34 [6] (0:11.34)
Average Speed [km/h]	52.5	68.2	68.3	68.8	63.2
Top Speed [km/h]	68.2	69.6	69.3	70.8	67.3
Avg. Dist. to Rail [m]	3.1	1.5	0.8	5.7	6.4
Avg. Stride Freq. [Hz]	2.3	2.4	2.5	2.6	2.5
Avg. Stride Length [m]	6.2	8.0	7.5	7.5	7.1



- [] Ranking at each section and finish
- .-.- No data available at this section
- NA No data available



Horse/Jockey Name	Brereton
Final Rank	6
Fastest Section Time (Section)	0:10.51 (400m)
Top Speed [km/h] (Section)	70.3 (Overall)
Race State	Finished



Eagle Farm QLD Professional

Race 8: ROKU GIN BENCHMARK 90 Handicap - 1000m

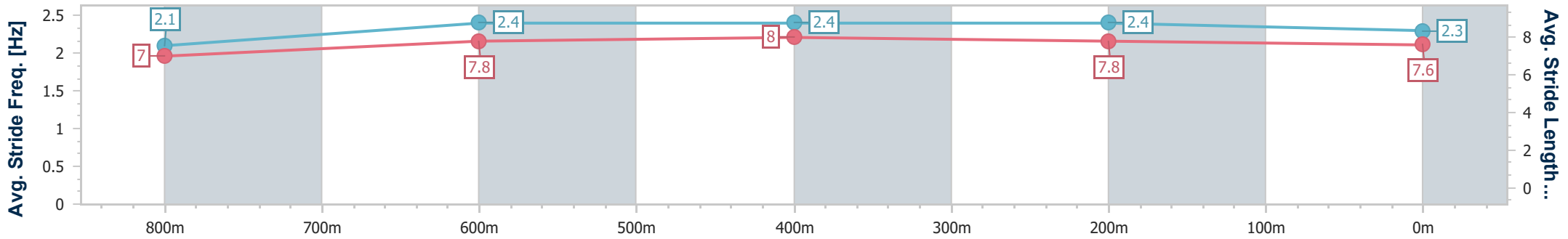
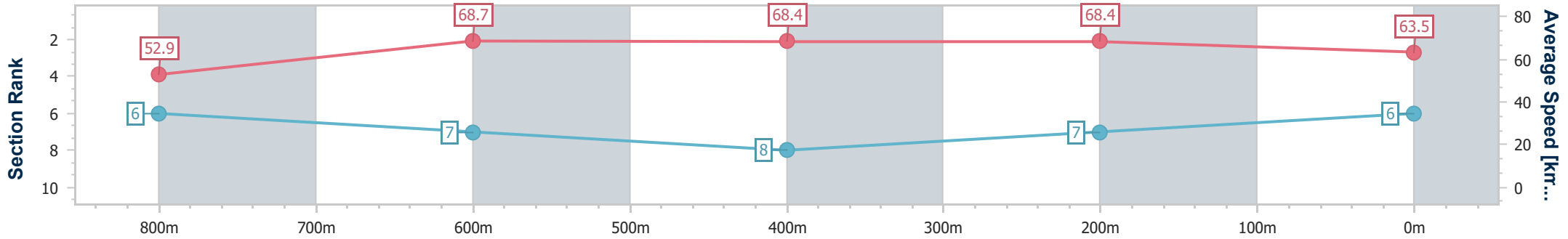
01 March 2025 - 16:23

Track Rating: Good 4, Weather: Fine, Rail Position: +2.5m Entire



BRISBANE RACING CLUB

Section	Overall	800m	600m	400m	200m
Section Times	0:56.80 [6] (0:13.75)	0:43.05 [6] (0:10.62)	0:32.43 [7] (0:10.57)	0:21.86 [8] (0:10.51)	0:11.35 [7] (0:11.35)
Average Speed [km/h]	52.9	68.7	68.4	68.4	63.5
Top Speed [km/h]	70.3	70.3	69.1	70.1	66.2
Avg. Dist. to Rail [m]	5.9	2.5	1.4	9.5	9.1
Avg. Stride Freq. [Hz]	2.1	2.4	2.4	2.4	2.3
Avg. Stride Length [m]	7.0	7.8	8.0	7.8	7.6



- [] Ranking at each section and finish
- .-.- No data available at this section
- NA No data available



Horse/Jockey Name	Writtle
Final Rank	7
Fastest Section Time (Section)	0:10.54 (800m)
Top Speed [km/h] (Section)	69.7 (400m)
Race State	Finished



Eagle Farm QLD Professional

Race 8: ROKU GIN BENCHMARK 90 Handicap - 1000m

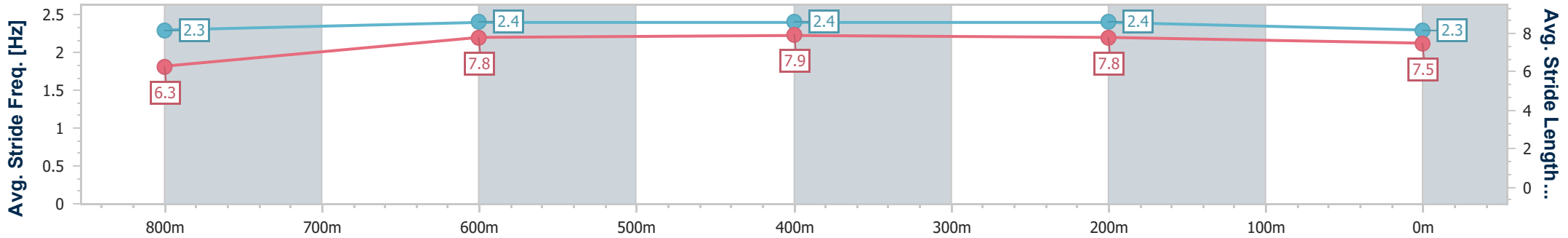
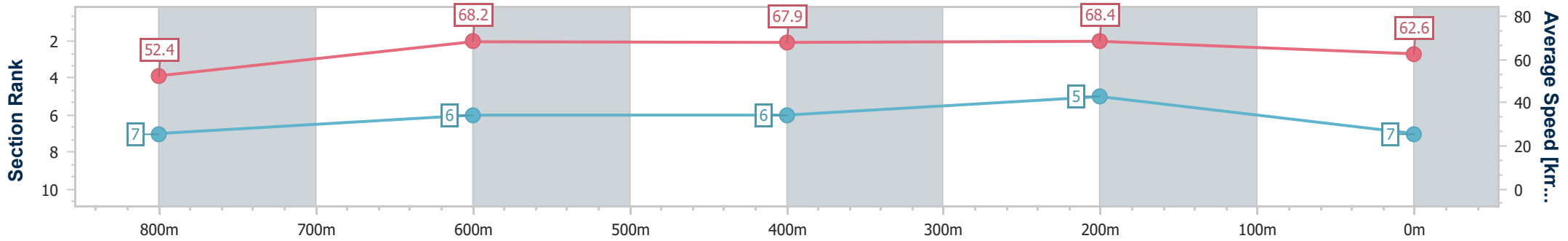
01 March 2025 - 16:23

Track Rating: Good 4, Weather: Fine, Rail Position: +2.5m Entire



BRISBANE RACING CLUB

Section	Overall	800m	600m	400m	200m
Section Times	0:56.91 [7] (0:13.77)	0:43.14 [7] (0:10.54)	0:32.60 [6] (0:10.58)	0:22.02 [6] (0:10.54)	0:11.48 [5] (0:11.48)
Average Speed [km/h]	52.4	68.2	67.9	68.4	62.6
Top Speed [km/h]	68.0	69.2	68.9	69.7	67.3
Avg. Dist. to Rail [m]	1.1	0.4	0.7	4.9	5.4
Avg. Stride Freq. [Hz]	2.3	2.4	2.4	2.4	2.3
Avg. Stride Length [m]	6.3	7.8	7.9	7.8	7.5



- [] Ranking at each section and finish
- .-.- No data available at this section
- NA No data available



Horse/Jockey Name	Bring Me Kash
Final Rank	8
Fastest Section Time (Section)	0:10.51 (800m)
Top Speed [km/h] (Section)	69.6 (800m)
Race State	Finished



Eagle Farm QLD Professional

Race 8: ROKU GIN BENCHMARK 90 Handicap - 1000m

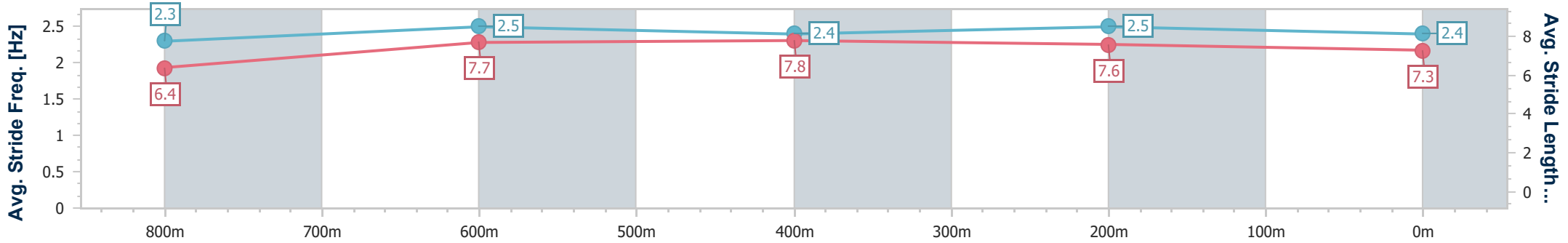
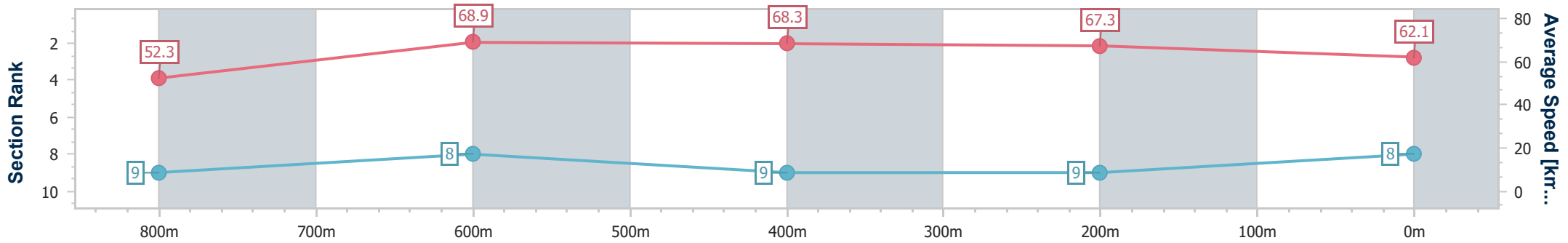
01 March 2025 - 16:23

Track Rating: Good 4, Weather: Fine, Rail Position: +2.5m Entire



BRISBANE RACING CLUB

Section	Overall	800m	600m	400m	200m
Section Times	0:57.37 [8] (0:13.93)	0:43.44 [9] (0:10.51)	0:32.93 [8] (0:10.63)	0:22.30 [9] (0:10.70)	0:11.60 [9] (0:11.60)
Average Speed [km/h]	52.3	68.9	68.3	67.3	62.1
Top Speed [km/h]	68.6	69.6	69.2	69.3	65.1
Avg. Dist. to Rail [m]	6.4	1.5	1.6	8.8	8.8
Avg. Stride Freq. [Hz]	2.3	2.5	2.4	2.5	2.4
Avg. Stride Length [m]	6.4	7.7	7.8	7.6	7.3



- [] Ranking at each section and finish
- .-.- No data available at this section
- NA No data available



Horse/Jockey Name	Kote
Final Rank	9
Fastest Section Time (Section)	0:10.62 (600m)
Top Speed [km/h] (Section)	69.3 (Overall)
Race State	Finished



Eagle Farm QLD Professional

Race 8: ROKU GIN BENCHMARK 90 Handicap - 1000m

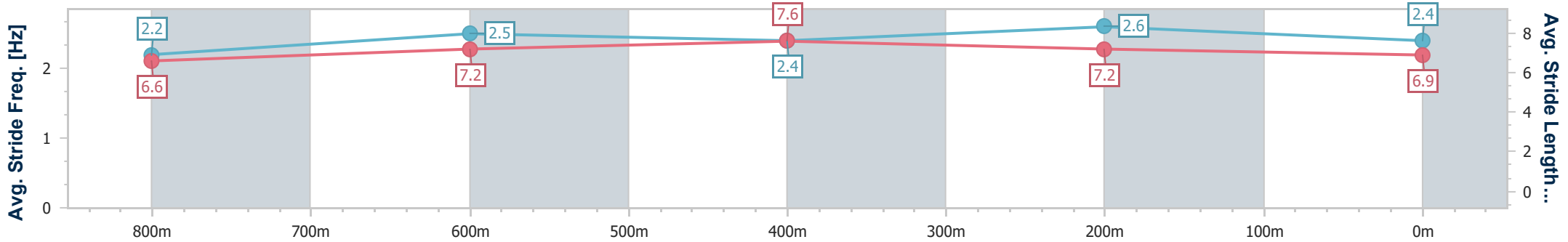
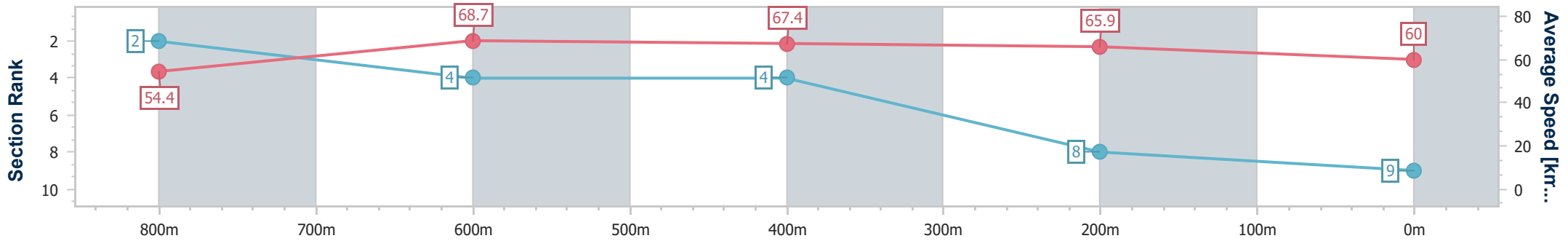
01 March 2025 - 16:23

Track Rating: Good 4, Weather: Fine, Rail Position: +2.5m Entire



BRISBANE RACING CLUB

Section	Overall	800m	600m	400m	200m
Section Times	0:57.53 [9] (0:13.33)	0:44.20 [2] (0:10.64)	0:33.56 [4] (0:10.62)	0:22.94 [4] (0:10.94)	0:12.00 [8] (0:12.00)
Average Speed [km/h]	54.4	68.7	67.4	65.9	60.0
Top Speed [km/h]	69.3	69.2	68.5	67.5	64.4
Avg. Dist. to Rail [m]	4.3	2.7	1.0	4.7	5.4
Avg. Stride Freq. [Hz]	2.2	2.5	2.4	2.6	2.4
Avg. Stride Length [m]	6.6	7.2	7.6	7.2	6.9



- [] Ranking at each section and finish
- .-.- No data available at this section
- NA No data available



Eagle Farm QLD Professional

Race 9: LADBROKES BET TICKER Class 6 Plate - 1200m

01 March 2025 - 17:05



BRISBANE
RACING CLUB

Track Rating: Good 4, Weather: Fine, Rail Position: +2.5m Entire

Section		Overall	1000m	800m	600m	400m	200m	Last 600m					
Field Times		1:09.62 (0:13.66)	0:55.96 (0:10.95)	0:45.01 (0:11.28)	0:33.73 (0:11.31)	0:22.42 (0:10.98)	0:11.44 (0:11.44)	0:33.73					
Rank	TAB Horse/Jockey	Barrier	Top Speed [km/h]	Fastest Section	Margin								Distance Travelled [m]
1	11 TERMAGANT Nikita Beriman	1	67.6 400m	0:10.86 400m	1:09.62 [1] (0:13.89)	0:55.73 [4] (0:10.99)	0:44.74 [3] (0:11.11)	0:33.63 [3] (0:11.33)	0:22.30 [4] (0:10.86)	0:11.44 [1] (0:11.44)	1:09.62	0:33.63	
2	6 MILLANE Damien Thornton	3	68.0 400m	0:10.76 400m	1:09.63 [2] (0:13.97)	0:55.66 [6] (0:11.09)	0:44.57 [5] (0:11.17)	0:33.40 [5] (0:11.25)	0:22.15 [5] (0:10.76)	0:11.39 [3] (0:11.39)	0.09L	0:33.40	+3
3	7 PIZARRO Jag Guthmann-Chester	6	67.7 400m	0:10.73 400m	1:09.75 [3] (0:14.19)	0:55.56 [9] (0:11.16)	0:44.40 [9] (0:11.20)	0:33.20 [9] (0:11.18)	0:22.02 [8] (0:10.73)	0:11.29 [5] (0:11.29)	0.77L	0:33.20	+0
4	8 WARBY Luke Dempsey	7	68.0 400m	0:10.73 400m	1:09.79 [4] (0:14.33)	0:55.46 [10] (0:11.03)	0:44.43 [10] (0:11.16)	0:33.27 [8] (0:11.28)	0:21.99 [10] (0:10.73)	0:11.26 [8] (0:11.26)	1.02L	0:33.27	-2
5	2 IMMORAL Emily Lang	2	67.6 400m	0:10.91 400m	1:09.93 [5] (0:14.12)	0:55.81 [8] (0:11.04)	0:44.77 [7] (0:11.22)	0:33.55 [6] (0:11.18)	0:22.37 [6] (0:10.91)	0:11.46 [6] (0:11.46)	1.86L	0:33.55	+4
6	4 SHOW SOME DECORUM Andrew Mallyon	11	67.6 400m	0:10.79 400m	1:10.02 [6] (0:14.10)	0:55.92 [7] (0:11.15)	0:44.77 [8] (0:11.32)	0:33.45 [10] (0:11.17)	0:22.28 [9] (0:10.79)	0:11.49 [7] (0:11.49)	2.35L	0:33.45	+9
7	10 HIGHBAR Mark Du Plessis	8	67.2 400m	0:10.95 400m	1:10.18 [7] (0:13.80)	0:56.38 [3] (0:11.12)	0:45.26 [4] (0:11.13)	0:34.13 [4] (0:11.22)	0:22.91 [3] (0:10.95)	0:11.96 [2] (0:11.96)	3.29L	0:34.13	+1
8	9 ALL STASHED UP Robbie Dolan	4	67.6 1000m	0:10.95 1000m	1:10.45 [8] (0:13.66)	0:56.79 [1] (0:10.95)	0:45.84 [1] (0:11.33)	0:34.51 [2] (0:11.26)	0:23.25 [1] (0:11.14)	0:12.11 [4] (0:12.11)	4.88L	0:34.51	-1
9	3 SAILOR'S SECRET Cejay Graham	10	67.7 1000m	0:10.95 1000m	1:11.04 [9] (0:13.76)	0:57.28 [2] (0:10.95)	0:46.33 [2] (0:11.18)	0:35.15 [1] (0:11.36)	0:23.79 [2] (0:11.29)	0:12.50 [9] (0:12.50)	8.4L	0:35.15	+3
10	1 CALICO JACK Michael Rodd	5	67.5 400m	0:10.98 400m	1:11.13 [10] (0:13.97)	0:57.16 [5] (0:11.16)	0:46.00 [6] (0:11.31)	0:34.69 [7] (0:11.14)	0:23.55 [7] (0:10.98)	0:12.57 [10] (0:12.57)	8.89L	0:34.69	+6

Scratched: Huon (#5)

[] Ranking at each section and finish
 -:-:- No data available at this section
 NA No data available

SCN Saddle cloth number
 DNF Did not finish
 DNT Did not track



Horse/Jockey Name	Termagant
Final Rank	1
Fastest Section Time (Section)	0:10.86 (400m)
Top Speed [km/h] (Section)	67.6 (400m)
Race State	Finished



Eagle Farm QLD Professional

Race 9: LADBROKES BET TICKER Class 6 Plate - 1200m

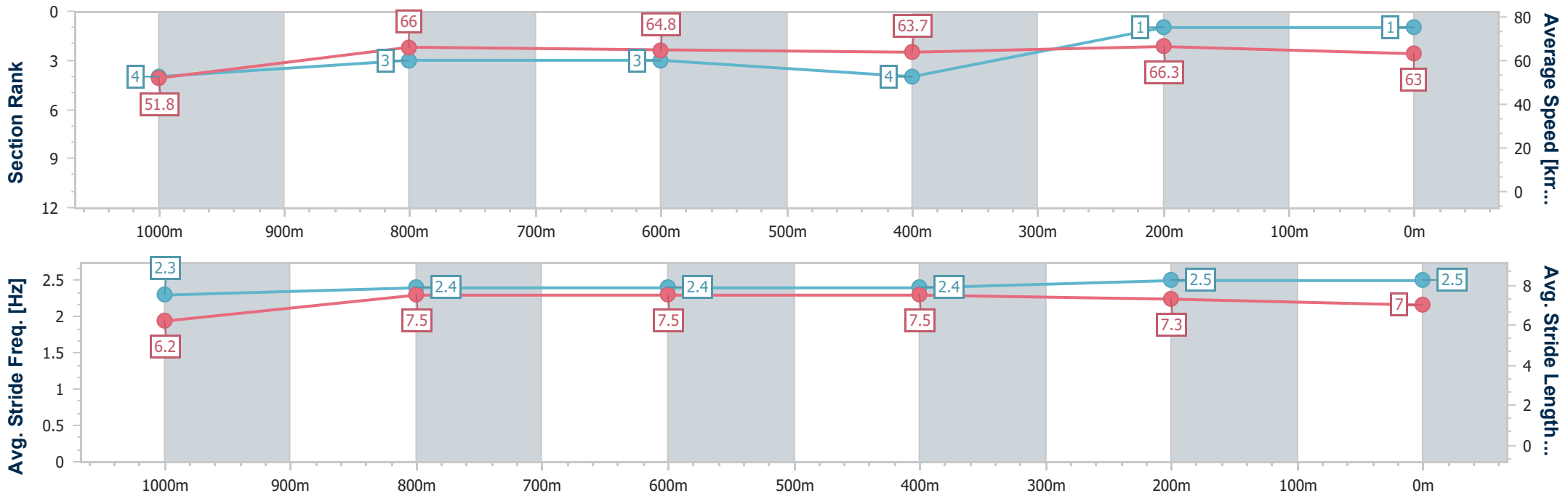
01 March 2025 - 17:05

Track Rating: Good 4, Weather: Fine, Rail Position: +2.5m Entire



BRISBANE RACING CLUB

Section	Overall	1000m	800m	600m	400m	200m
Section Times	1:09.62 [1] (0:13.89)	0:55.73 [4] (0:10.99)	0:44.74 [3] (0:11.11)	0:33.63 [3] (0:11.33)	0:22.30 [4] (0:10.86)	0:11.44 [1] (0:11.44)
Average Speed [km/h]	51.8	66.0	64.8	63.7	66.3	63.0
Top Speed [km/h]	64.6	67.5	66.5	65.4	67.6	65.1
Avg. Dist. to Rail [m]	0.9	1.0	0.3	0.6	1.5	2.2
Avg. Stride Freq. [Hz]	2.3	2.4	2.4	2.4	2.5	2.5
Avg. Stride Length [m]	6.2	7.5	7.5	7.5	7.3	7.0



- [] Ranking at each section and finish
- .-.- No data available at this section
- NA No data available



Horse/Jockey Name	Millane
Final Rank	2
Fastest Section Time (Section)	0:10.76 (400m)
Top Speed [km/h] (Section)	68.0 (400m)
Race State	Finished



Eagle Farm QLD Professional

Race 9: LADBROKES BET TICKER Class 6 Plate - 1200m

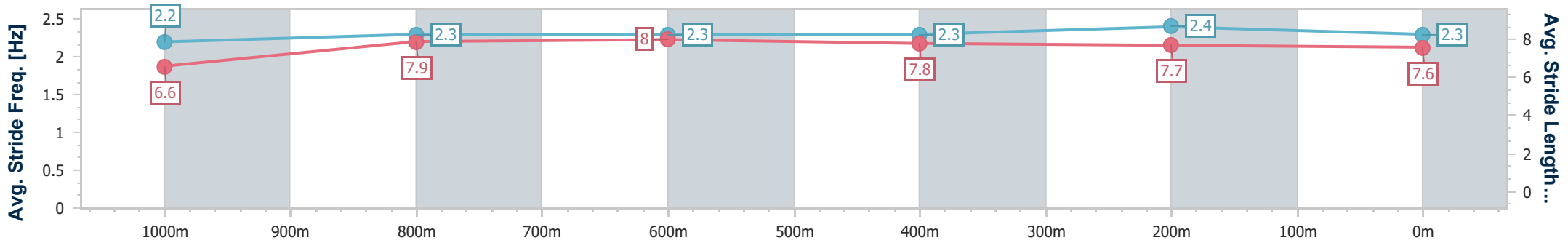
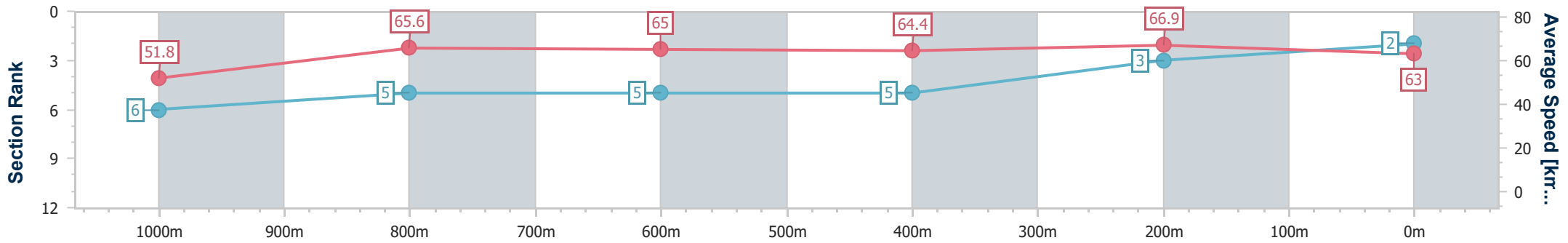
01 March 2025 - 17:05

Track Rating: Good 4, Weather: Fine, Rail Position: +2.5m Entire



BRISBANE RACING CLUB

Section	Overall	1000m	800m	600m	400m	200m
Section Times	1:09.63 [2] (0:13.97)	0:55.66 [6] (0:11.09)	0:44.57 [5] (0:11.17)	0:33.40 [5] (0:11.25)	0:22.15 [5] (0:10.76)	0:11.39 [3]
Average Speed [km/h]	51.8	65.6	65.0	64.4	66.9	63.0
Top Speed [km/h]	64.8	66.3	66.1	66.9	68.0	65.9
Avg. Dist. to Rail [m]	2.8	2.5	1.2	1.4	6.5	5.8
Avg. Stride Freq. [Hz]	2.2	2.3	2.3	2.3	2.4	2.3
Avg. Stride Length [m]	6.6	7.9	8.0	7.8	7.7	7.6



- [] Ranking at each section and finish
- .-.- No data available at this section
- NA No data available



Horse/Jockey Name	Pizarro
Final Rank	3
Fastest Section Time (Section)	0:10.73 (400m)
Top Speed [km/h] (Section)	67.7 (400m)
Race State	Finished



Eagle Farm QLD Professional

Race 9: LADBROKES BET TICKER Class 6 Plate - 1200m

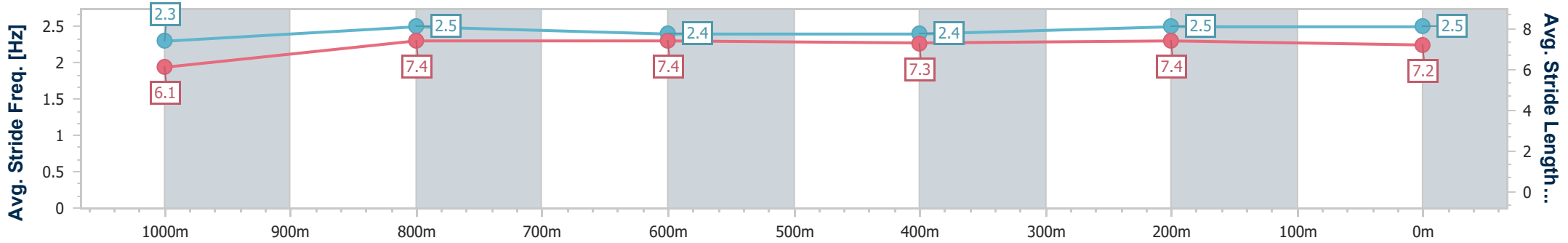
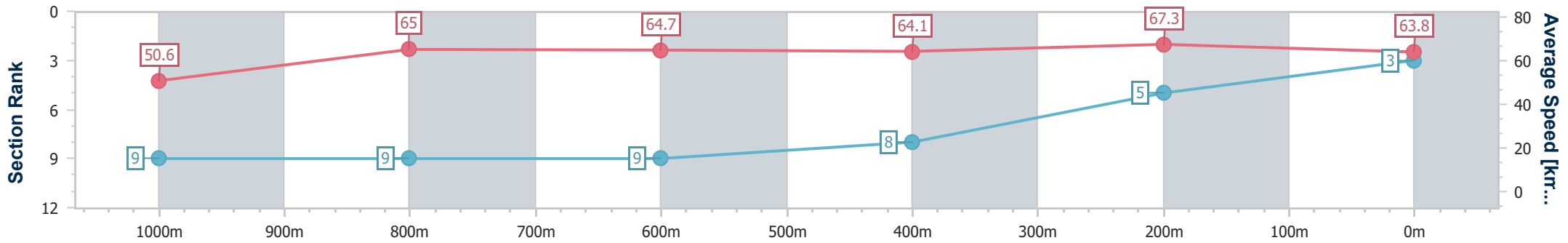
01 March 2025 - 17:05

Track Rating: Good 4, Weather: Fine, Rail Position: +2.5m Entire



BRISBANE RACING CLUB

Section	Overall	1000m	800m	600m	400m	200m
Section Times	1:09.75 [3] (0:14.19)	0:55.56 [9] (0:11.16)	0:44.40 [9] (0:11.20)	0:33.20 [9] (0:11.18)	0:22.02 [8] (0:10.73)	0:11.29 [5] (0:11.29)
Average Speed [km/h]	50.6	65.0	64.7	64.1	67.3	63.8
Top Speed [km/h]	64.0	66.8	66.2	66.6	67.7	66.8
Avg. Dist. to Rail [m]	3.6	1.5	1.0	0.7	4.7	5.2
Avg. Stride Freq. [Hz]	2.3	2.5	2.4	2.4	2.5	2.5
Avg. Stride Length [m]	6.1	7.4	7.4	7.3	7.4	7.2



- [] Ranking at each section and finish
- .-.- No data available at this section
- NA No data available



Horse/Jockey Name	Warby
Final Rank	4
Fastest Section Time (Section)	0:10.73 (400m)
Top Speed [km/h] (Section)	68.0 (400m)
Race State	Finished



Eagle Farm QLD Professional

Race 9: LADBROKES BET TICKER Class 6 Plate - 1200m

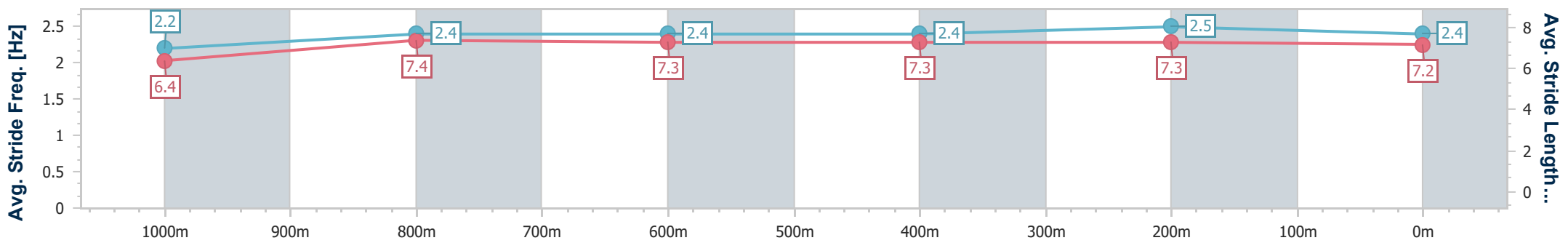
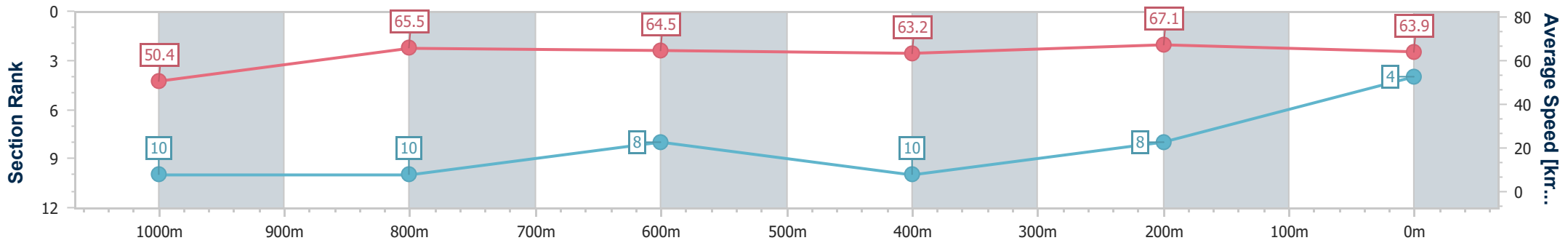
01 March 2025 - 17:05

Track Rating: Good 4, Weather: Fine, Rail Position: +2.5m Entire



BRISBANE RACING CLUB

Section	Overall	1000m	800m	600m	400m	200m
Section Times	1:09.79 [4] (0:14.33)	0:55.46 [10] (0:11.03)	0:44.43 [10] (0:11.16)	0:33.27 [8] (0:11.28)	0:21.99 [10] (0:10.73)	0:11.26 [8]
Average Speed [km/h]	50.4	65.5	64.5	63.2	67.1	63.9
Top Speed [km/h]	64.5	66.5	65.8	65.7	68.0	66.3
Avg. Dist. to Rail [m]	3.9	0.7	0.5	1.8	0.6	1.2
Avg. Stride Freq. [Hz]	2.2	2.4	2.4	2.4	2.5	2.4
Avg. Stride Length [m]	6.4	7.4	7.3	7.3	7.3	7.2



- [] Ranking at each section and finish
- .-.- No data available at this section
- NA No data available



Horse/Jockey Name	Immoral
Final Rank	5
Fastest Section Time (Section)	0:10.91 (400m)
Top Speed [km/h] (Section)	67.6 (400m)
Race State	Finished



Eagle Farm QLD Professional

Race 9: LADBROKES BET TICKER Class 6 Plate - 1200m

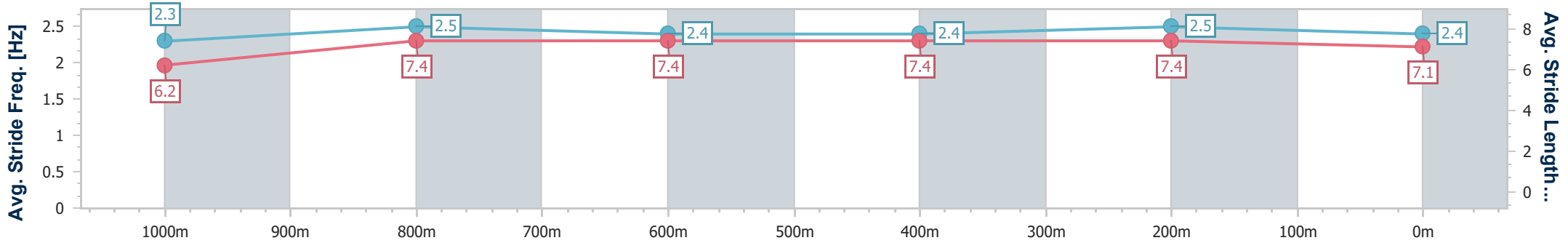
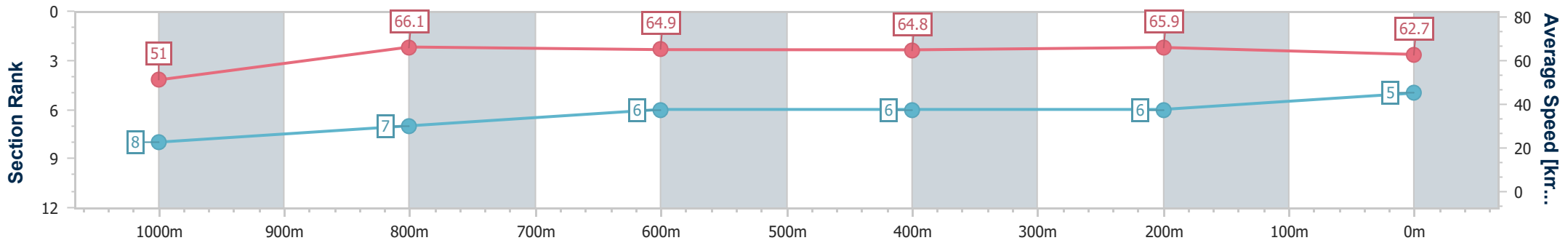
01 March 2025 - 17:05

Track Rating: Good 4, Weather: Fine, Rail Position: +2.5m Entire



BRISBANE RACING CLUB

Section	Overall	1000m	800m	600m	400m	200m
Section Times	1:09.93 [5] (0:14.12)	0:55.81 [8] (0:11.04)	0:44.77 [7] (0:11.22)	0:33.55 [6] (0:11.18)	0:22.37 [6] (0:10.91)	0:11.46 [6] (0:11.46)
Average Speed [km/h]	51.0	66.1	64.9	64.8	65.9	62.7
Top Speed [km/h]	64.9	67.4	67.0	67.5	67.6	65.1
Avg. Dist. to Rail [m]	1.2	2.5	3.0	1.0	0.9	1.3
Avg. Stride Freq. [Hz]	2.3	2.5	2.4	2.4	2.5	2.4
Avg. Stride Length [m]	6.2	7.4	7.4	7.4	7.4	7.1



- [] Ranking at each section and finish
- .-.- No data available at this section
- NA No data available



Horse/Jockey Name	Show Some Decorum
Final Rank	6
Fastest Section Time (Section)	0:10.79 (400m)
Top Speed [km/h] (Section)	67.6 (400m)
Race State	Finished



Eagle Farm QLD Professional

Race 9: LADBROKES BET TICKER Class 6 Plate - 1200m

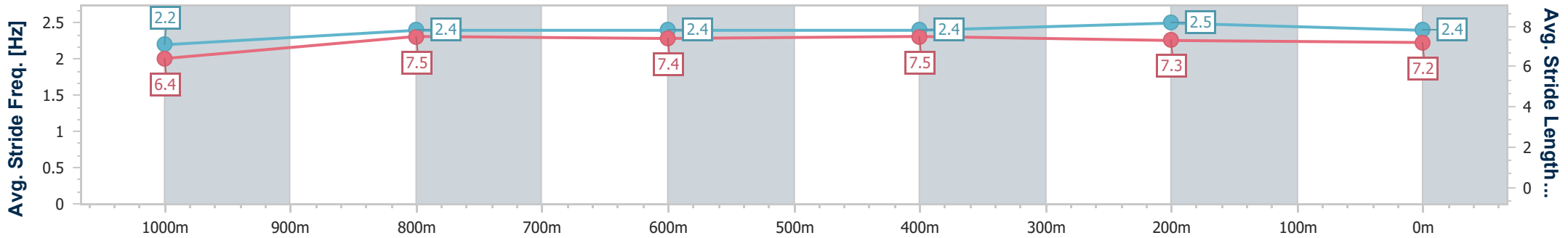
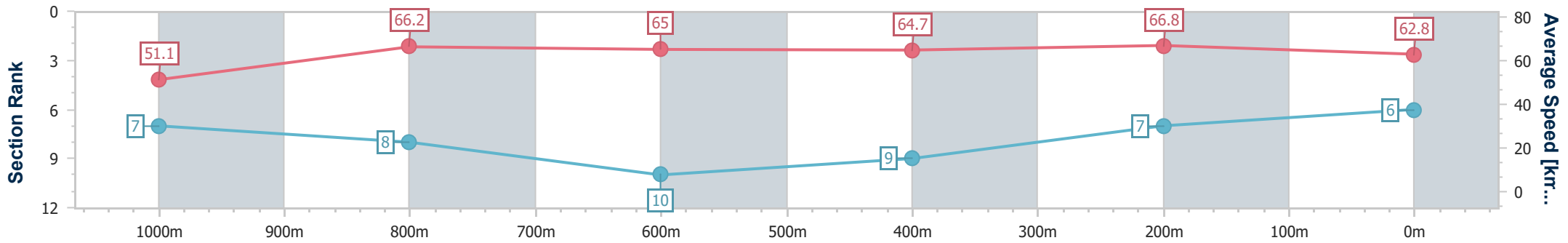
01 March 2025 - 17:05

Track Rating: Good 4, Weather: Fine, Rail Position: +2.5m Entire



BRISBANE RACING CLUB

Section	Overall	1000m	800m	600m	400m	200m
Section Times	1:10.02 [6] (0:14.10)	0:55.92 [7] (0:11.15)	0:44.77 [8] (0:11.32)	0:33.45 [10] (0:11.17)	0:22.28 [9] (0:10.79)	0:11.49 [7] (0:11.49)
Average Speed [km/h]	51.1	66.2	65.0	64.7	66.8	62.8
Top Speed [km/h]	65.4	66.8	66.0	66.7	67.6	67.4
Avg. Dist. to Rail [m]	7.8	5.0	4.7	0.9	6.2	7.9
Avg. Stride Freq. [Hz]	2.2	2.4	2.4	2.4	2.5	2.4
Avg. Stride Length [m]	6.4	7.5	7.4	7.5	7.3	7.2



- [] Ranking at each section and finish
- .-.- No data available at this section
- NA No data available



Horse/Jockey Name	Highbar
Final Rank	7
Fastest Section Time (Section)	0:10.95 (400m)
Top Speed [km/h] (Section)	67.2 (400m)
Race State	Finished



Eagle Farm QLD Professional

Race 9: LADBROKES BET TICKER Class 6 Plate - 1200m

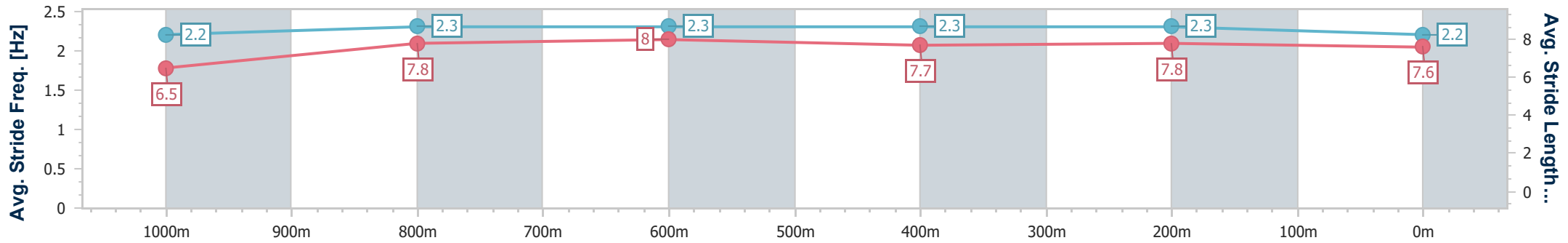
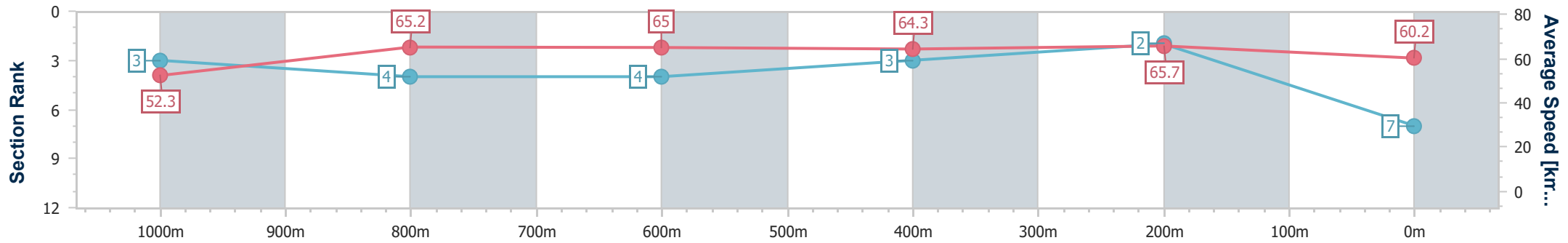
01 March 2025 - 17:05

Track Rating: Good 4, Weather: Fine, Rail Position: +2.5m Entire



BRISBANE RACING CLUB

Section	Overall	1000m	800m	600m	400m	200m
Section Times	1:10.18 [7] (0:13.80)	0:56.38 [3] (0:11.12)	0:45.26 [4] (0:11.13)	0:34.13 [4] (0:11.22)	0:22.91 [3] (0:10.95)	0:11.96 [2] (0:11.96)
Average Speed [km/h]	52.3	65.2	65.0	64.3	65.7	60.2
Top Speed [km/h]	65.1	65.9	66.7	66.3	67.2	64.5
Avg. Dist. to Rail [m]	5.2	1.6	0.7	1.2	5.7	3.8
Avg. Stride Freq. [Hz]	2.2	2.3	2.3	2.3	2.3	2.2
Avg. Stride Length [m]	6.5	7.8	8.0	7.7	7.8	7.6



- [] Ranking at each section and finish
- .-.- No data available at this section
- NA No data available



Horse/Jockey Name	All Stashed Up
Final Rank	8
Fastest Section Time (Section)	0:10.95 (1000m)
Top Speed [km/h] (Section)	67.6 (1000m)
Race State	Finished



Eagle Farm QLD Professional

Race 9: LADBROKES BET TICKER Class 6 Plate - 1200m

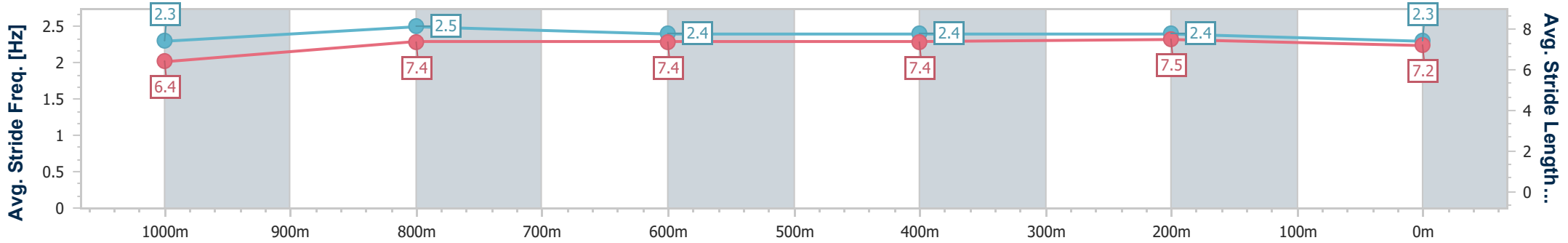
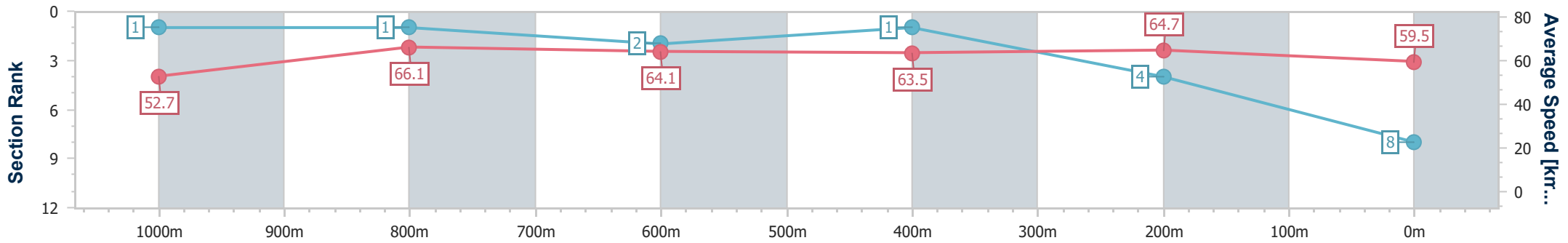
01 March 2025 - 17:05

Track Rating: Good 4, Weather: Fine, Rail Position: +2.5m Entire



BRISBANE RACING CLUB

Section	Overall	1000m	800m	600m	400m	200m
Section Times	1:10.45 [8] (0:13.66)	0:56.79 [1] (0:10.95)	0:45.84 [1] (0:11.33)	0:34.51 [2] (0:11.26)	0:23.25 [1] (0:11.14)	0:12.11 [4] (0:12.11)
Average Speed [km/h]	52.7	66.1	64.1	63.5	64.7	59.5
Top Speed [km/h]	65.5	67.6	65.9	65.3	66.8	63.4
Avg. Dist. to Rail [m]	3.2	1.3	1.5	0.9	2.8	3.1
Avg. Stride Freq. [Hz]	2.3	2.5	2.4	2.4	2.4	2.3
Avg. Stride Length [m]	6.4	7.4	7.4	7.4	7.5	7.2



- [] Ranking at each section and finish
- .-.- No data available at this section
- NA No data available



Horse/Jockey Name	Sailor's Secret
Final Rank	9
Fastest Section Time (Section)	0:10.95 (1000m)
Top Speed [km/h] (Section)	67.7 (1000m)
Race State	Finished



Eagle Farm QLD Professional

Race 9: LADBROKES BET TICKER Class 6 Plate - 1200m

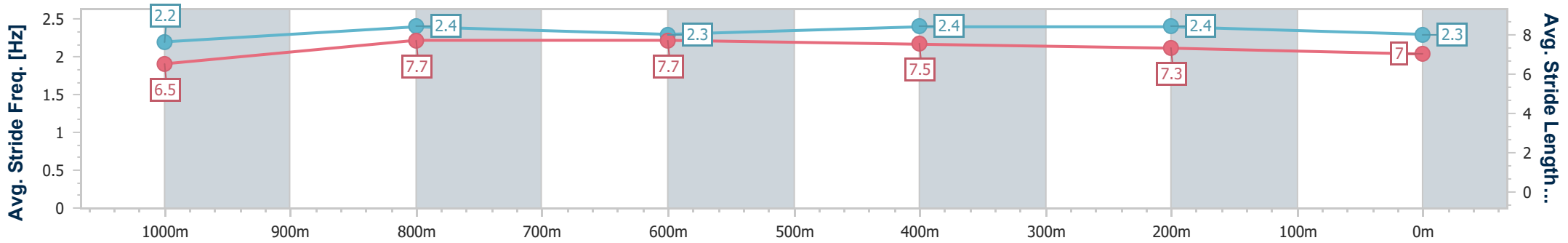
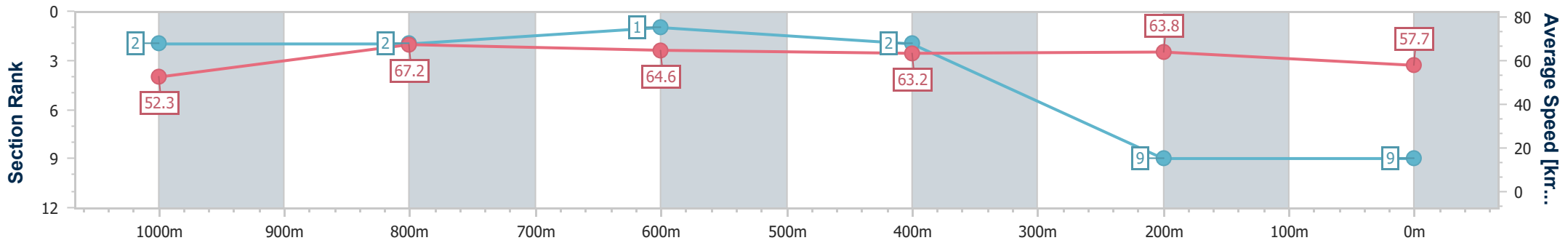
01 March 2025 - 17:05

Track Rating: Good 4, Weather: Fine, Rail Position: +2.5m Entire



BRISBANE RACING CLUB

Section	Overall	1000m	800m	600m	400m	200m
Section Times	1:11.04 [9] (0:13.76)	0:57.28 [2] (0:10.95)	0:46.33 [2] (0:11.18)	0:35.15 [1] (0:11.36)	0:23.79 [2] (0:11.29)	0:12.50 [9] (0:12.50)
Average Speed [km/h]	52.3	67.2	64.6	63.2	63.8	57.7
Top Speed [km/h]	67.4	67.7	67.1	64.9	65.7	61.6
Avg. Dist. to Rail [m]	6.4	3.8	1.2	1.0	4.8	3.4
Avg. Stride Freq. [Hz]	2.2	2.4	2.3	2.4	2.4	2.3
Avg. Stride Length [m]	6.5	7.7	7.7	7.5	7.3	7.0



- [] Ranking at each section and finish
- .-.- No data available at this section
- NA No data available



Horse/Jockey Name	Calico Jack
Final Rank	10
Fastest Section Time (Section)	0:10.98 (400m)
Top Speed [km/h] (Section)	67.5 (400m)
Race State	Finished



Eagle Farm QLD Professional

Race 9: LADBROKES BET TICKER Class 6 Plate - 1200m

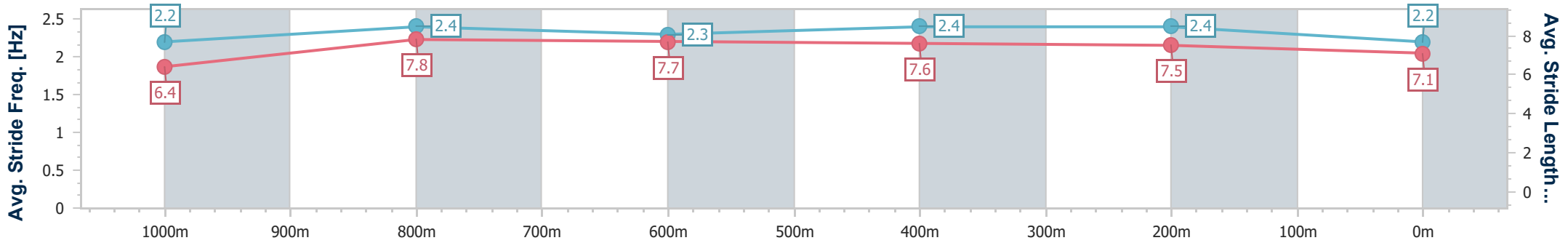
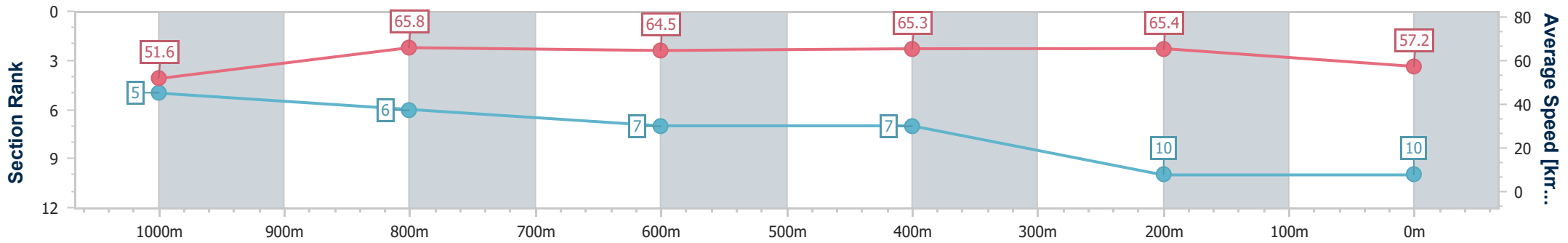
01 March 2025 - 17:05

Track Rating: Good 4, Weather: Fine, Rail Position: +2.5m Entire



BRISBANE RACING CLUB

Section	Overall	1000m	800m	600m	400m	200m
Section Times	1:11.13 [10] (0:13.97)	0:57.16 [5] (0:11.16)	0:46.00 [6] (0:11.31)	0:34.69 [7] (0:11.14)	0:23.55 [7] (0:10.98)	0:12.57 [10] (0:12.57)
Average Speed [km/h]	51.6	65.8	64.5	65.3	65.4	57.2
Top Speed [km/h]	66.4	67.2	66.4	67.5	67.5	62.8
Avg. Dist. to Rail [m]	4.7	3.5	3.4	1.2	9.1	7.7
Avg. Stride Freq. [Hz]	2.2	2.4	2.3	2.4	2.4	2.2
Avg. Stride Length [m]	6.4	7.8	7.7	7.6	7.5	7.1



- [] Ranking at each section and finish
- .-.- No data available at this section
- NA No data available



Eagle Farm QLD Professional

Race 10: MAGIC MILLIONS GOLD COAST MARCH Class 6 Handicap - 1600m

01 March 2025 - 17:41



BRISBANE
RACING CLUB

Track Rating: Good 4, Weather: Fine, Rail Position: +2.5m Entire

Section		Overall	1400m	1200m	1000m	800m	600m	400m	Last 600m				
Field Times		1:34.51 (0:13.34)	1:21.17 (0:10.81)	1:10.36 (0:11.42)	0:58.94 (0:11.92)	0:47.02 (0:12.25)	0:34.77 (0:11.83)	0:22.94 (0:11.33)	0:34.77				
Rank	TAB Horse/Jockey	Barrier	Top Speed [km/h]	Fastest Section									Distance Travelled [m]
1	5 RISING PACIFIC Andrew Mallyon	8	66.2 400m	0:11.09 400m	1:34.51 [1] (0:14.09)	1:20.42 [7] (0:11.16)	1:09.26 [7] (0:11.54)	0:57.72 [6] (0:11.83)	0:45.89 [7] (0:11.81)	0:34.08 [7] (0:11.44)	0:22.64 [6] (0:11.09)	0:34.08	
2	3 MAHAGONI Courtney Bellamy	10	69.0 1400m	0:11.11 1400m	1:34.81 [2] (0:14.33)	1:20.48 [9] (0:11.11)	1:09.37 [8] (0:11.55)	0:57.82 [9] (0:11.85)	0:45.97 [9] (0:11.88)	0:34.09 [10] (0:11.24)	0:22.85 [9] (0:11.12)	0:34.09	+4
3	2 TENZING Jag Guthmann-Chester	3	65.7 400m	0:11.19 1400m	1:35.05 [3] (0:13.73)	1:21.32 [4] (0:11.19)	1:10.13 [5] (0:11.56)	0:58.57 [4] (0:11.92)	0:46.65 [4] (0:11.88)	0:34.77 [6] (0:11.44)	0:23.33 [4] (0:11.20)	0:34.77	+1
4	9 JUST FLYING Emily Lang	12	67.9 Overall	0:10.99 1400m	1:35.16 [4] (0:13.44)	1:21.72 [2] (0:10.99)	1:10.73 [2] (0:11.58)	0:59.15 [2] (0:11.97)	0:47.18 [2] (0:11.98)	0:35.20 [2] (0:11.61)	0:23.59 [1] (0:11.49)	0:35.20	+2
5	11 GALIFIANAKIS Jake Bayliss	5	67.2 Overall	0:11.05 1400m	1:35.26 [5] (0:13.46)	1:21.80 [3] (0:11.05)	1:10.75 [3] (0:11.67)	0:59.08 [3] (0:12.00)	0:47.08 [3] (0:11.95)	0:35.13 [3] (0:11.49)	0:23.64 [2] (0:11.28)	0:35.13	-2
6	1 CABOCHE Kyle Wilson-Taylor	7	65.5 400m	0:11.31 400m	1:35.34 [6] (0:14.15)	1:21.19 [8] (0:11.32)	1:09.87 [9] (0:11.51)	0:58.36 [8] (0:11.74)	0:46.62 [8] (0:11.90)	0:34.72 [8] (0:11.33)	0:23.39 [8] (0:11.31)	0:34.72	-1
7	14 BINDING Mark Du Plessis	1	67.6 1400m	0:10.81 1400m	1:35.35 [7] (0:13.34)	1:22.01 [1] (0:10.81)	1:11.20 [1] (0:11.42)	0:59.78 [1] (0:11.92)	0:47.86 [1] (0:12.25)	0:35.61 [1] (0:11.94)	0:23.67 [3] (0:11.53)	0:35.61	+4
8	13 WHISKY DREAM Cejay Graham	9	66.1 400m	0:11.27 1400m	1:35.37 [8] (0:13.95)	1:21.42 [6] (0:11.27)	1:10.15 [6] (0:11.57)	0:58.58 [6] (0:11.73)	0:46.85 [6] (0:11.73)	0:35.12 [4] (0:11.52)	0:23.60 [5] (0:11.30)	0:35.12	+5
9	6 VIMINELE Michael Rodd	2	65.3 600m	0:11.21 400m	1:35.40 [9] (0:14.64)	1:20.76 [10] (0:11.31)	1:09.45 [10] (0:11.39)	0:58.06 [10] (0:11.66)	0:46.40 [10] (0:11.71)	0:34.69 [9] (0:11.37)	0:23.32 [10] (0:11.21)	0:34.69	+0
10	4 CUNNAMULLA FELLA Luke Dempsey	4	65.7 1400m	0:11.17 1400m	1:35.83 [10] (0:13.73)	1:22.10 [5] (0:11.17)	1:10.93 [4] (0:11.61)	0:59.32 [5] (0:11.91)	0:47.41 [5] (0:11.84)	0:35.57 [5] (0:11.62)	0:23.95 [7] (0:11.62)	0:35.57	+4

Scratched: Super Chilled (#12), Yet He Moves (#7), Master Copy (#10), Northern Decree (#8)

Report Created: Sat 1 March 2025 17:52 GMT+10 (Note: Timing is based on position data)

Page 1/12

[] Ranking at each section and finish
 -:-:- No data available at this section
 NA No data available
 SCN Saddle cloth number
 DNF Did not finish
 DNT Did not track

data processed by TRIPLES DATA



Eagle Farm QLD Professional

Race 10: MAGIC MILLIONS GOLD COAST MARCH Class 6 Handicap - 1600m

01 March 2025 - 17:41



BRISBANE
RACING CLUB

Track Rating: Good 4, Weather: Fine, Rail Position: +2.5m Entire

Section				200m				Last 600m	
Field Times				0:11.61 (0:11.61)				0:34.77	
Rank	TAB	Horse/Jockey	Barrier	Top Speed [km/h]	Fastest Section	Margin			Distance Travelled [m]
1	5	RISING PACIFIC Andrew Mallyon	8	66.2 400m	0:11.09 400m	0:11.55 [3] (0:11.55)	1:34.51		0:34.08
2	3	MAHAGONI Courtney Bellamy	10	69.0 1400m	0:11.11 1400m	0:11.73 [6] (0:11.73)	1.74L		0:34.09 +4
3	2	TENZING Jag Guthmann-Chester	3	65.7 400m	0:11.19 1400m	0:12.13 [2] (0:12.13)	3.18L		0:34.77 +1
4	9	JUST FLYING Emily Lang	12	67.9 Overall	0:10.99 1400m	0:12.10 [4] (0:12.10)	3.81L		0:35.20 +2
5	11	GALIFIANAKIS Jake Bayliss	5	67.2 Overall	0:11.05 1400m	0:12.36 [1] (0:12.36)	4.42L		0:35.13 -2
6	1	CABOCHE Kyle Wilson-Taylor	7	65.5 400m	0:11.31 400m	0:12.08 [8] (0:12.08)	4.84L		0:34.72 -1
7	14	BINDING Mark Du Plessis	1	67.6 1400m	0:10.81 1400m	0:12.14 [7] (0:12.14)	4.94L		0:35.61 +4
8	13	WHISKY DREAM Cejay Graham	9	66.1 400m	0:11.27 1400m	0:12.30 [5] (0:12.30)	5.05L		0:35.12 +5
9	6	VIMINELE Michael Rodd	2	65.3 600m	0:11.21 400m	0:12.11 [9] (0:12.11)	5.23L		0:34.69 +0
10	4	CUNNAMULLA FELLA Luke Dempsey	4	65.7 1400m	0:11.17 1400m	0:12.33 [10] (0:12.33)	7.75L		0:35.57 +4

Scratched: Super Chilled (#12), Yet He Moves (#7), Master Copy (#10), Northern Decree (#8)

Report Created: Sat 1 March 2025 17:52 GMT+10 (Note: Timing is based on position data)

Page 2/12

[] Ranking at each section and finish
 -:-:- No data available at this section
 NA No data available

SCN Saddle cloth number
 DNF Did not finish
 DNT Did not track

data processed by **TRIPLES DATA**



Horse/Jockey Name	Rising Pacific
Final Rank	1
Fastest Section Time (Section)	0:11.09 (400m)
Top Speed [km/h] (Section)	66.2 (400m)
Race State	Finished



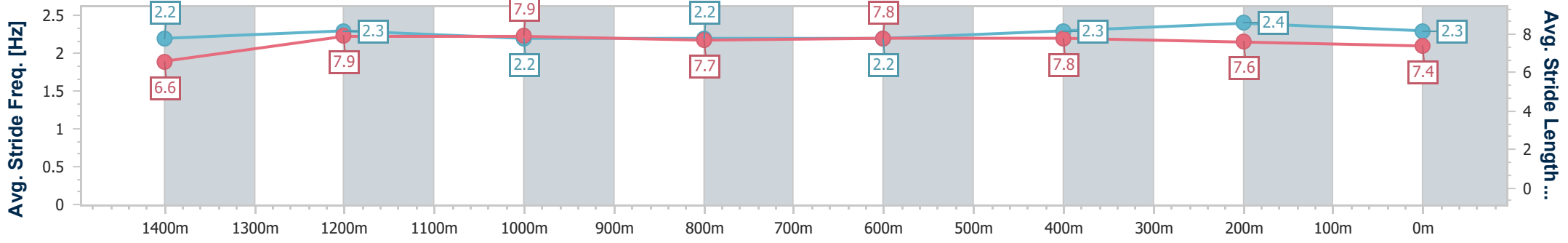
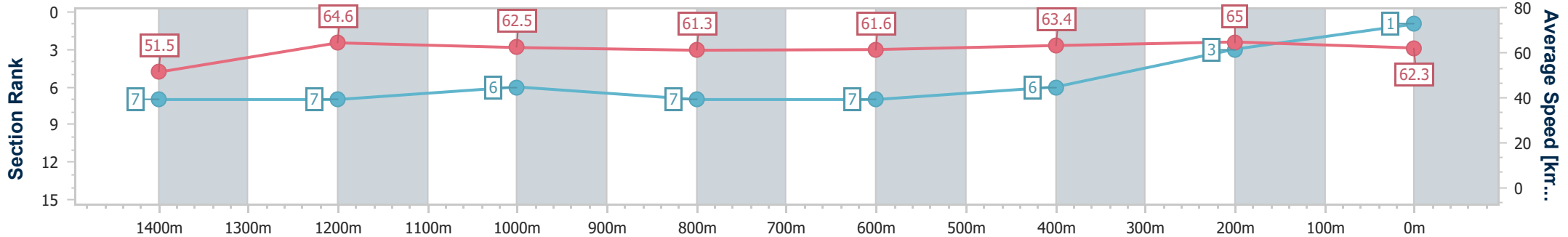
Eagle Farm QLD Professional
 Race 10: MAGIC MILLIONS GOLD COAST MARCH Class 6
 Handicap - 1600m
 01 March 2025 - 17:41



BRISBANE
 RACING CLUB

Track Rating: Good 4, Weather: Fine, Rail Position: +2.5m Entire

Section	Overall	1400m	1200m	1000m	800m	600m	400m	200m
Section Times	1:34.51 [1] (0:14.09)	1:20.42 [7] (0:11.16)	1:09.26 [7] (0:11.54)	0:57.72 [6] (0:11.83)	0:45.89 [7] (0:11.81)	0:34.08 [7] (0:11.44)	0:22.64 [6] (0:11.09)	0:11.55 [3] (0:11.55)
Average Speed [km/h]	51.5	64.6	62.5	61.3	61.6	63.4	65.0	62.3
Top Speed [km/h]	64.8	65.5	63.6	62.0	62.6	65.8	66.2	64.8
Avg. Dist. to Rail [m]	9.8	2.0	1.8	1.7	1.7	2.1	7.5	8.9
Avg. Stride Freq. [Hz]	2.2	2.3	2.2	2.2	2.2	2.3	2.4	2.3
Avg. Stride Length [m]	6.6	7.9	7.9	7.7	7.8	7.8	7.6	7.4



- [] Ranking at each section and finish
- .-.- No data available at this section
- NA No data available



Horse/Jockey Name	Mahagoni
Final Rank	2
Fastest Section Time (Section)	0:11.11 (1400m)
Top Speed [km/h] (Section)	69.0 (1400m)
Race State	Finished



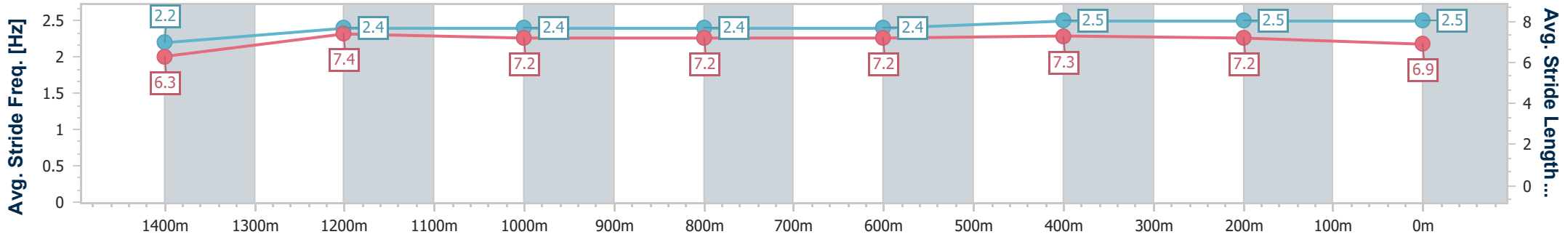
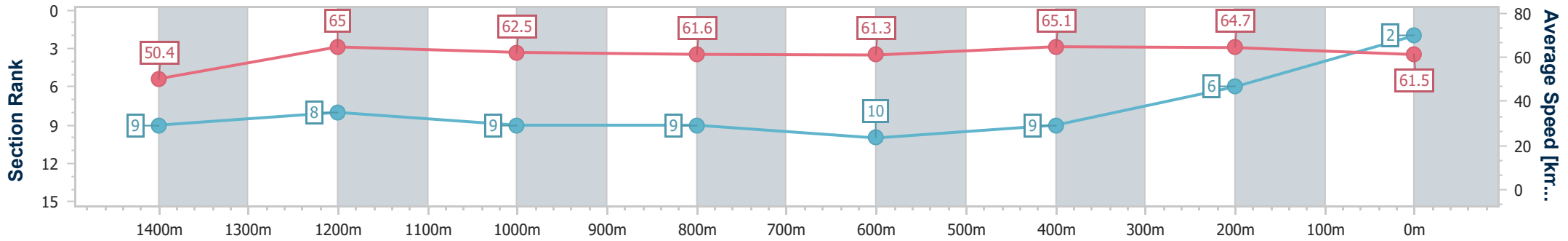
Eagle Farm QLD Professional
 Race 10: MAGIC MILLIONS GOLD COAST MARCH Class 6
 Handicap - 1600m
 01 March 2025 - 17:41



BRISBANE
 RACING CLUB

Track Rating: Good 4, Weather: Fine, Rail Position: +2.5m Entire

Section	Overall	1400m	1200m	1000m	800m	600m	400m	200m
Section Times	1:34.81 [2] (0:14.33)	1:20.48 [9] (0:11.11)	1:09.37 [8] (0:11.55)	0:57.82 [9] (0:11.85)	0:45.97 [9] (0:11.88)	0:34.09 [10] (0:11.24)	0:22.85 [9] (0:11.12)	0:11.73 [6] (0:11.73)
Average Speed [km/h]	50.4	65.0	62.5	61.6	61.3	65.1	64.7	61.5
Top Speed [km/h]	64.6	69.0	64.1	63.0	62.8	66.5	66.2	63.9
Avg. Dist. to Rail [m]	11.4	3.0	3.2	2.7	2.8	3.2	9.2	10.6
Avg. Stride Freq. [Hz]	2.2	2.4	2.4	2.4	2.4	2.5	2.5	2.5
Avg. Stride Length [m]	6.3	7.4	7.2	7.2	7.2	7.3	7.2	6.9



- [] Ranking at each section and finish
- .-.- No data available at this section
- NA No data available



Horse/Jockey Name	Tenzing
Final Rank	3
Fastest Section Time (Section)	0:11.19 (1400m)
Top Speed [km/h] (Section)	65.7 (400m)
Race State	Finished



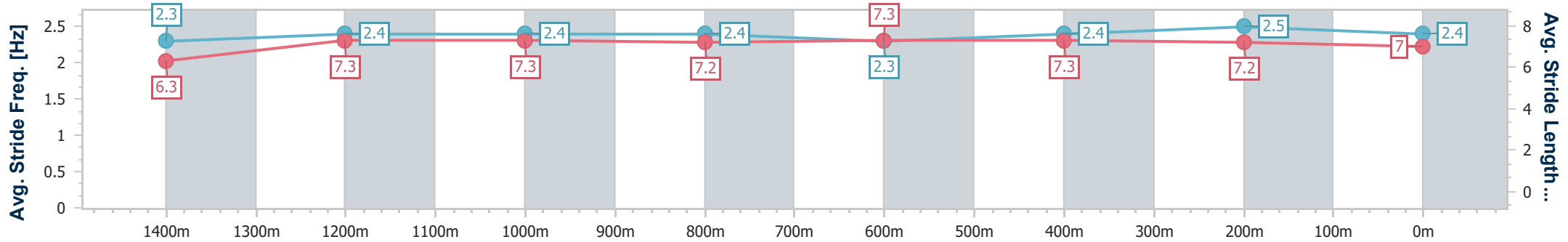
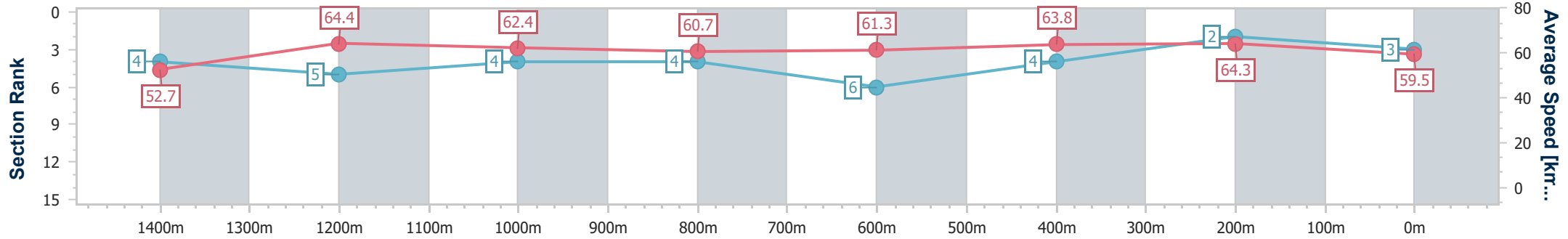
Eagle Farm QLD Professional
 Race 10: MAGIC MILLIONS GOLD COAST MARCH Class 6
 Handicap - 1600m
 01 March 2025 - 17:41



BRISBANE
 RACING CLUB

Track Rating: Good 4, Weather: Fine, Rail Position: +2.5m Entire

Section	Overall	1400m	1200m	1000m	800m	600m	400m	200m
Section Times	1:35.05 [3] (0:13.73)	1:21.32 [4] (0:11.19)	1:10.13 [5] (0:11.56)	0:58.57 [4] (0:11.92)	0:46.65 [4] (0:11.88)	0:34.77 [6] (0:11.44)	0:23.33 [4] (0:11.20)	0:12.13 [2] (0:12.13)
Average Speed [km/h]	52.7	64.4	62.4	60.7	61.3	63.8	64.3	59.5
Top Speed [km/h]	65.3	65.5	63.6	61.5	62.3	65.0	65.7	63.0
Avg. Dist. to Rail [m]	6.4	1.7	1.8	1.6	2.3	2.8	5.8	7.9
Avg. Stride Freq. [Hz]	2.3	2.4	2.4	2.4	2.3	2.4	2.5	2.4
Avg. Stride Length [m]	6.3	7.3	7.3	7.2	7.3	7.3	7.2	7.0



- [] Ranking at each section and finish
- .-.- No data available at this section
- NA No data available



Horse/Jockey Name	Just Flying
Final Rank	4
Fastest Section Time (Section)	0:10.99 (1400m)
Top Speed [km/h] (Section)	67.9 (Overall)
Race State	Finished



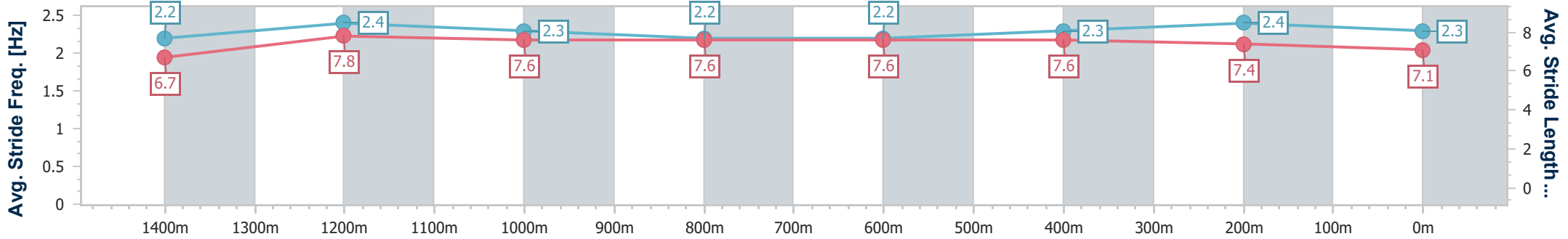
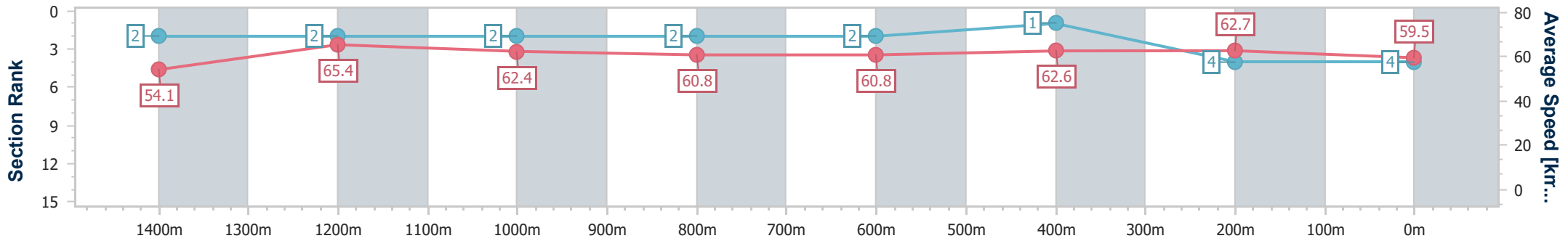
Eagle Farm QLD Professional
 Race 10: MAGIC MILLIONS GOLD COAST MARCH Class 6
 Handicap - 1600m
 01 March 2025 - 17:41



BRISBANE
 RACING CLUB

Track Rating: Good 4, Weather: Fine, Rail Position: +2.5m Entire

Section	Overall	1400m	1200m	1000m	800m	600m	400m	200m
Section Times	1:35.16 [4] (0:13.44)	1:21.72 [2] (0:10.99)	1:10.73 [2] (0:11.58)	0:59.15 [2] (0:11.97)	0:47.18 [2] (0:11.98)	0:35.20 [2] (0:11.61)	0:23.59 [1] (0:11.49)	0:12.10 [4] (0:12.10)
Average Speed [km/h]	54.1	65.4	62.4	60.8	60.8	62.6	62.7	59.5
Top Speed [km/h]	67.9	67.7	63.7	61.3	61.7	64.0	64.4	61.8
Avg. Dist. to Rail [m]	13.4	4.5	2.7	2.4	2.1	2.1	6.2	8.4
Avg. Stride Freq. [Hz]	2.2	2.4	2.3	2.2	2.2	2.3	2.4	2.3
Avg. Stride Length [m]	6.7	7.8	7.6	7.6	7.6	7.6	7.4	7.1



- [] Ranking at each section and finish
- .-.- No data available at this section
- NA No data available



Horse/Jockey Name	Galifianakis
Final Rank	5
Fastest Section Time (Section)	0:11.05 (1400m)
Top Speed [km/h] (Section)	67.2 (Overall)
Race State	Finished



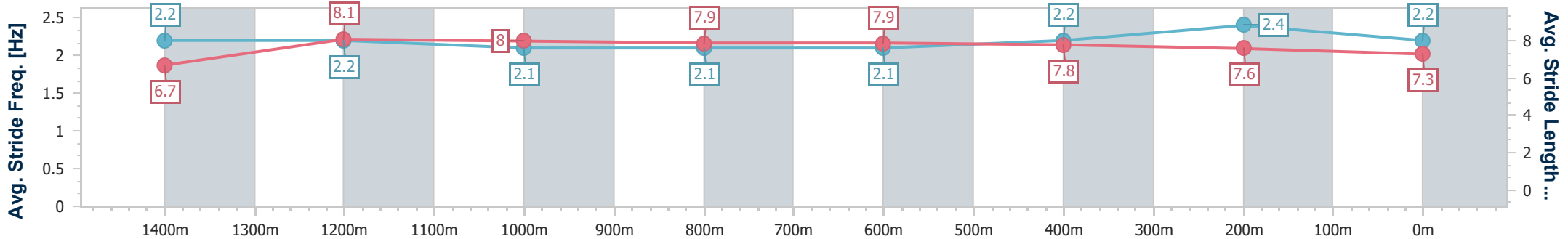
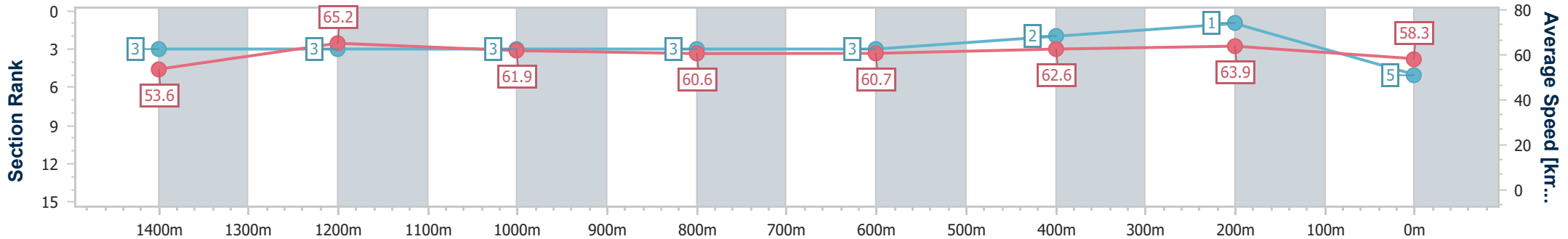
Eagle Farm QLD Professional
 Race 10: MAGIC MILLIONS GOLD COAST MARCH Class 6
 Handicap - 1600m
 01 March 2025 - 17:41



BRISBANE
 RACING CLUB

Track Rating: Good 4, Weather: Fine, Rail Position: +2.5m Entire

Section	Overall	1400m	1200m	1000m	800m	600m	400m	200m
Section Times	1:35.26 [5] (0:13.46)	1:21.80 [3] (0:11.05)	1:10.75 [3] (0:11.67)	0:59.08 [3] (0:12.00)	0:47.08 [3] (0:11.95)	0:35.13 [3] (0:11.49)	0:23.64 [2] (0:11.28)	0:12.36 [1] (0:12.36)
Average Speed [km/h]	53.6	65.2	61.9	60.6	60.7	62.6	63.9	58.3
Top Speed [km/h]	67.2	67.1	63.4	61.3	61.7	65.0	65.2	60.8
Avg. Dist. to Rail [m]	9.0	2.4	2.1	1.9	1.5	0.6	3.2	3.9
Avg. Stride Freq. [Hz]	2.2	2.2	2.1	2.1	2.1	2.2	2.4	2.2
Avg. Stride Length [m]	6.7	8.1	8.0	7.9	7.9	7.8	7.6	7.3



- [] Ranking at each section and finish
- .-.- No data available at this section
- NA No data available



Horse/Jockey Name	Caboche
Final Rank	6
Fastest Section Time (Section)	0:11.31 (400m)
Top Speed [km/h] (Section)	65.5 (400m)
Race State	Finished



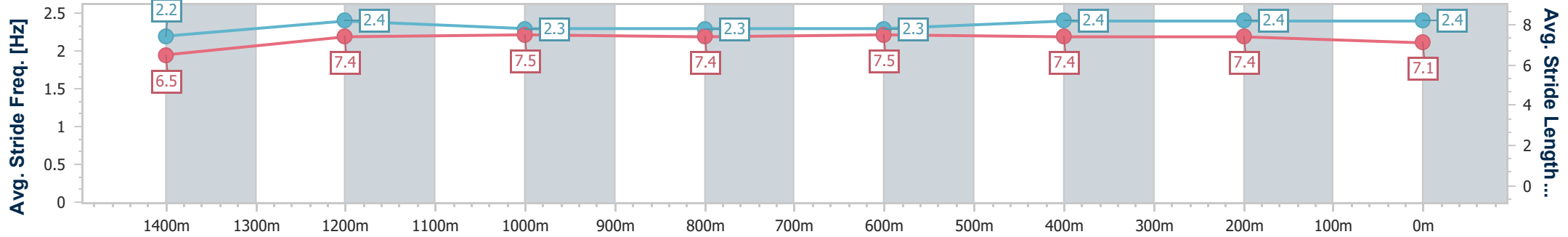
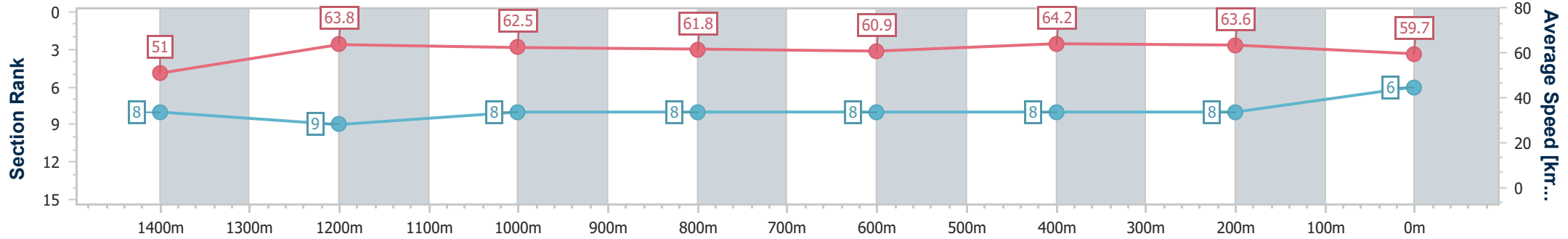
Eagle Farm QLD Professional
 Race 10: MAGIC MILLIONS GOLD COAST MARCH Class 6
 Handicap - 1600m
 01 March 2025 - 17:41



BRISBANE
 RACING CLUB

Track Rating: Good 4, Weather: Fine, Rail Position: +2.5m Entire

Section	Overall	1400m	1200m	1000m	800m	600m	400m	200m
Section Times	1:35.34 [6] (0:14.15)	1:21.19 [8] (0:11.32)	1:09.87 [9] (0:11.51)	0:58.36 [8] (0:11.74)	0:46.62 [8] (0:11.90)	0:34.72 [8] (0:11.33)	0:23.39 [8] (0:11.31)	0:12.08 [8] (0:12.08)
Average Speed [km/h]	51.0	63.8	62.5	61.8	60.9	64.2	63.6	59.7
Top Speed [km/h]	65.0	64.9	64.1	62.6	61.7	65.5	65.5	62.3
Avg. Dist. to Rail [m]	7.8	0.7	1.3	1.4	1.6	2.2	5.6	6.4
Avg. Stride Freq. [Hz]	2.2	2.4	2.3	2.3	2.3	2.4	2.4	2.4
Avg. Stride Length [m]	6.5	7.4	7.5	7.4	7.5	7.4	7.4	7.1



- [] Ranking at each section and finish
- .-.- No data available at this section
- NA No data available



Horse/Jockey Name	Binding
Final Rank	7
Fastest Section Time (Section)	0:10.81 (1400m)
Top Speed [km/h] (Section)	67.6 (1400m)
Race State	Finished



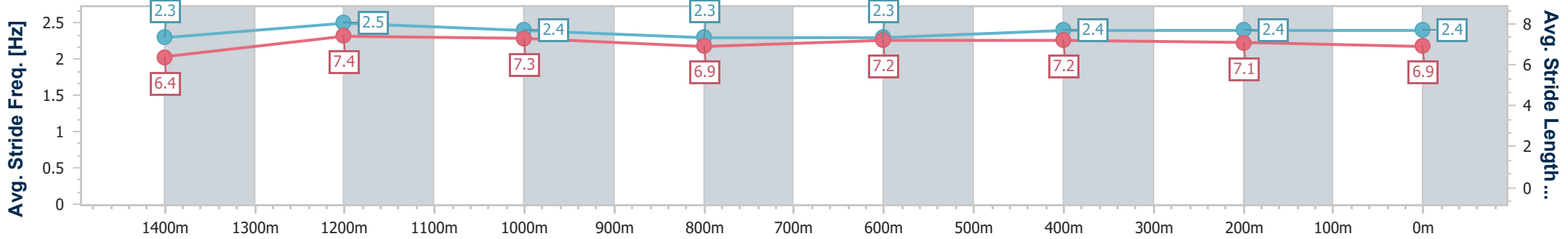
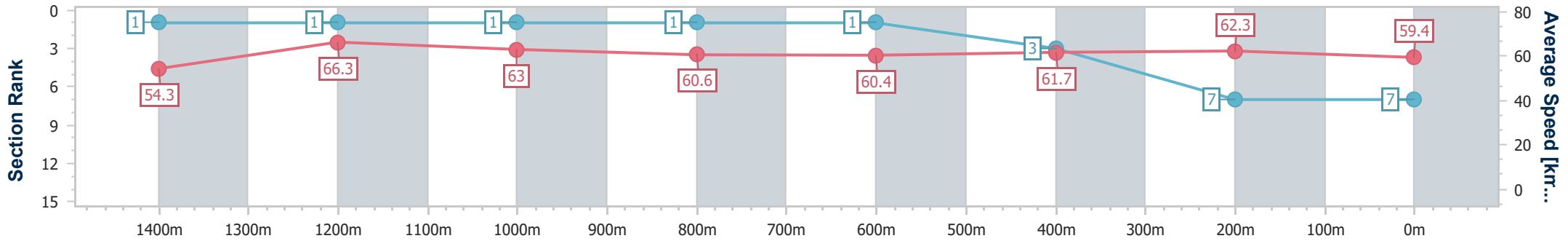
Eagle Farm QLD Professional
 Race 10: MAGIC MILLIONS GOLD COAST MARCH Class 6
 Handicap - 1600m
 01 March 2025 - 17:41



BRISBANE
 RACING CLUB

Track Rating: Good 4, Weather: Fine, Rail Position: +2.5m Entire

Section	Overall	1400m	1200m	1000m	800m	600m	400m	200m
Section Times	1:35.35 [7] (0:13.34)	1:22.01 [1] (0:10.81)	1:11.20 [1] (0:11.42)	0:59.78 [1] (0:11.92)	0:47.86 [1] (0:12.25)	0:35.61 [1] (0:11.94)	0:23.67 [3] (0:11.53)	0:12.14 [7] (0:12.14)
Average Speed [km/h]	54.3	66.3	63.0	60.6	60.4	61.7	62.3	59.4
Top Speed [km/h]	66.8	67.6	64.7	62.2	61.0	63.3	63.2	61.5
Avg. Dist. to Rail [m]	6.4	0.8	1.9	1.7	5.2	4.7	7.4	6.8
Avg. Stride Freq. [Hz]	2.3	2.5	2.4	2.3	2.3	2.4	2.4	2.4
Avg. Stride Length [m]	6.4	7.4	7.3	6.9	7.2	7.2	7.1	6.9



- [] Ranking at each section and finish
- .-.- No data available at this section
- NA No data available



Horse/Jockey Name	Whisky Dream
Final Rank	8
Fastest Section Time (Section)	0:11.27 (1400m)
Top Speed [km/h] (Section)	66.1 (400m)
Race State	Finished



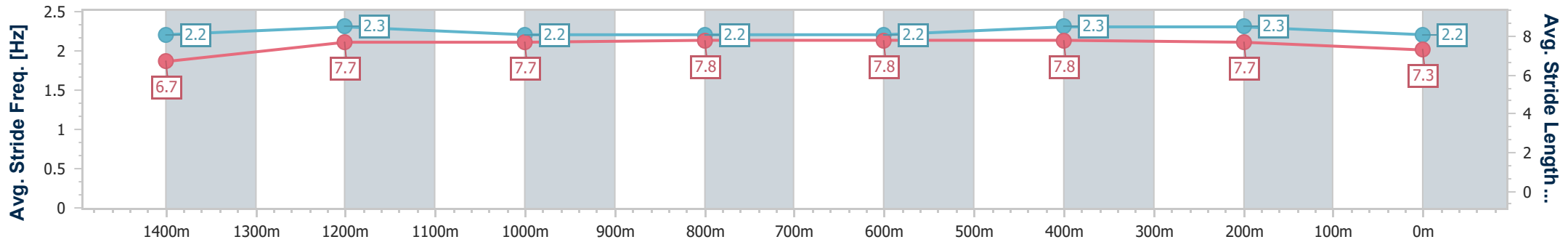
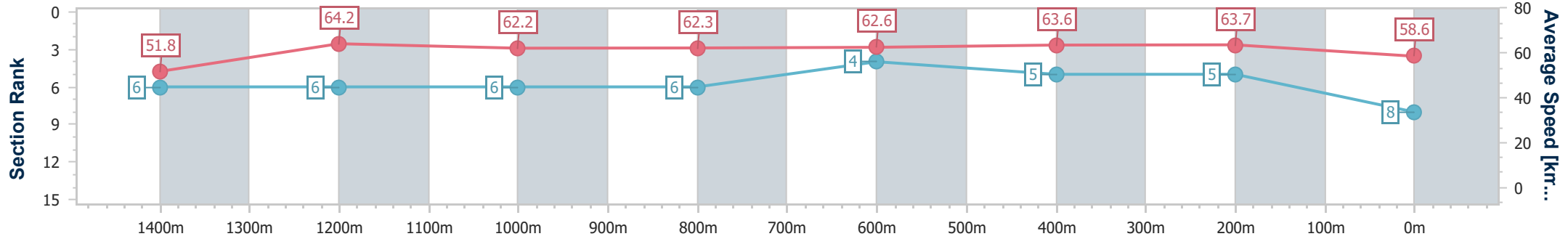
Eagle Farm QLD Professional
 Race 10: MAGIC MILLIONS GOLD COAST MARCH Class 6
 Handicap - 1600m
 01 March 2025 - 17:41



BRISBANE
 RACING CLUB

Track Rating: Good 4, Weather: Fine, Rail Position: +2.5m Entire

Section	Overall	1400m	1200m	1000m	800m	600m	400m	200m
Section Times	1:35.37 [8] (0:13.95)	1:21.42 [6] (0:11.27)	1:10.15 [6] (0:11.57)	0:58.58 [6] (0:11.73)	0:46.85 [6] (0:11.73)	0:35.12 [4] (0:11.52)	0:23.60 [5] (0:11.30)	0:12.30 [5] (0:12.30)
Average Speed [km/h]	51.8	64.2	62.2	62.3	62.6	63.6	63.7	58.6
Top Speed [km/h]	65.4	65.8	63.6	63.9	63.6	66.0	66.1	62.1
Avg. Dist. to Rail [m]	10.7	2.9	3.2	2.9	4.2	3.8	7.2	9.2
Avg. Stride Freq. [Hz]	2.2	2.3	2.2	2.2	2.2	2.3	2.3	2.2
Avg. Stride Length [m]	6.7	7.7	7.7	7.8	7.8	7.8	7.7	7.3



- [] Ranking at each section and finish
- .-.- No data available at this section
- NA No data available



Horse/Jockey Name	Viminele
Final Rank	9
Fastest Section Time (Section)	0:11.21 (400m)
Top Speed [km/h] (Section)	65.3 (600m)
Race State	Finished



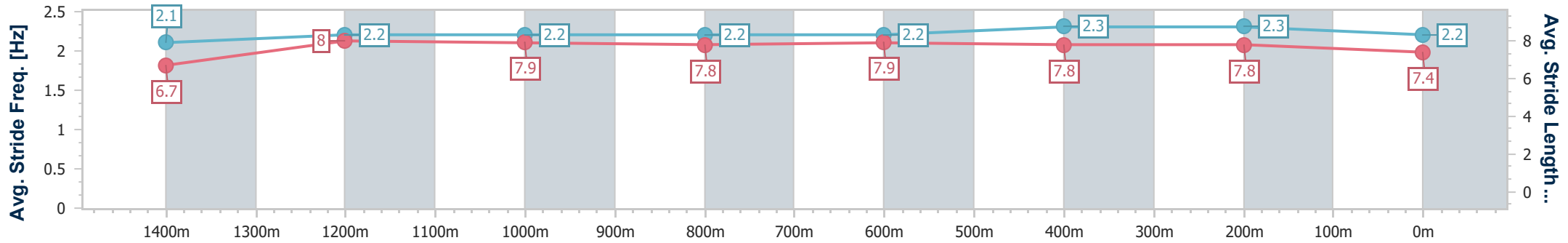
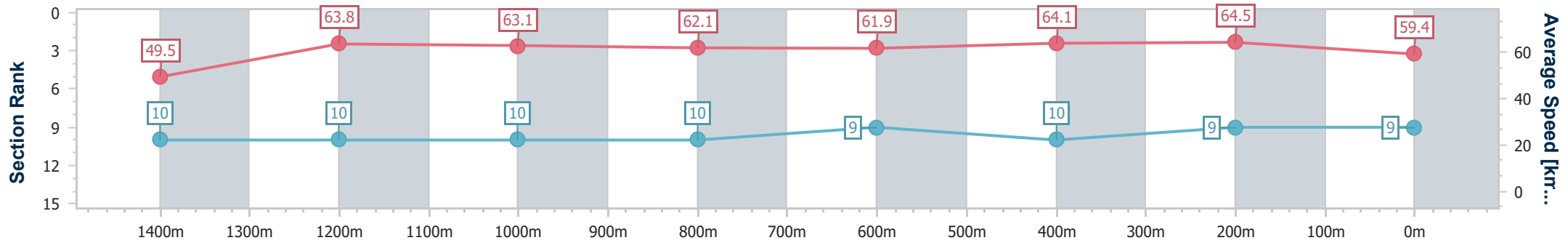
Eagle Farm QLD Professional
 Race 10: MAGIC MILLIONS GOLD COAST MARCH Class 6
 Handicap - 1600m
 01 March 2025 - 17:41



BRISBANE
 RACING CLUB

Track Rating: Good 4, Weather: Fine, Rail Position: +2.5m Entire

Section	Overall	1400m	1200m	1000m	800m	600m	400m	200m
Section Times	1:35.40 [9] (0:14.64)	1:20.76 [10] (0:11.31)	1:09.45 [10] (0:11.39)	0:58.06 [10] (0:11.66)	0:46.40 [10] (0:11.71)	0:34.69 [9] (0:11.37)	0:23.32 [10] (0:11.21)	0:12.11 [9] (0:12.11)
Average Speed [km/h]	49.5	63.8	63.1	62.1	61.9	64.1	64.5	59.4
Top Speed [km/h]	63.4	64.2	64.4	63.4	62.9	65.3	65.1	64.0
Avg. Dist. to Rail [m]	7.2	2.2	2.5	1.1	1.4	2.7	7.8	9.3
Avg. Stride Freq. [Hz]	2.1	2.2	2.2	2.2	2.2	2.3	2.3	2.2
Avg. Stride Length [m]	6.7	8.0	7.9	7.8	7.9	7.8	7.8	7.4



- [] Ranking at each section and finish
- .-.- No data available at this section
- NA No data available



Horse/Jockey Name	Cunnamulla Fella
Final Rank	10
Fastest Section Time (Section)	0:11.17 (1400m)
Top Speed [km/h] (Section)	65.7 (1400m)
Race State	Finished



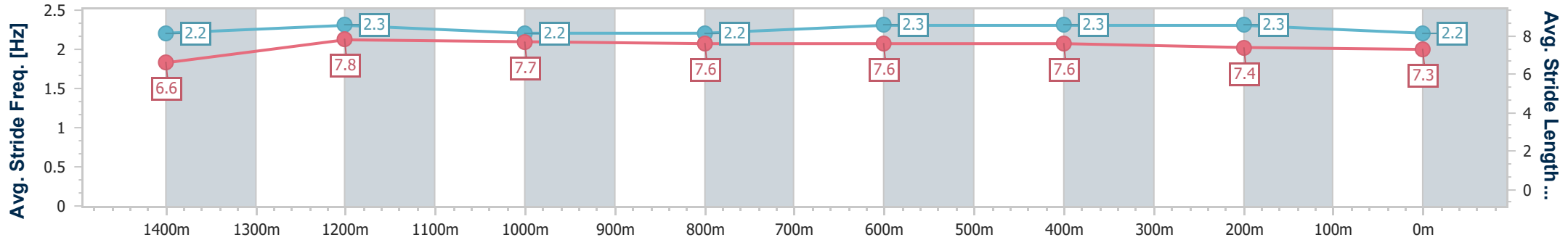
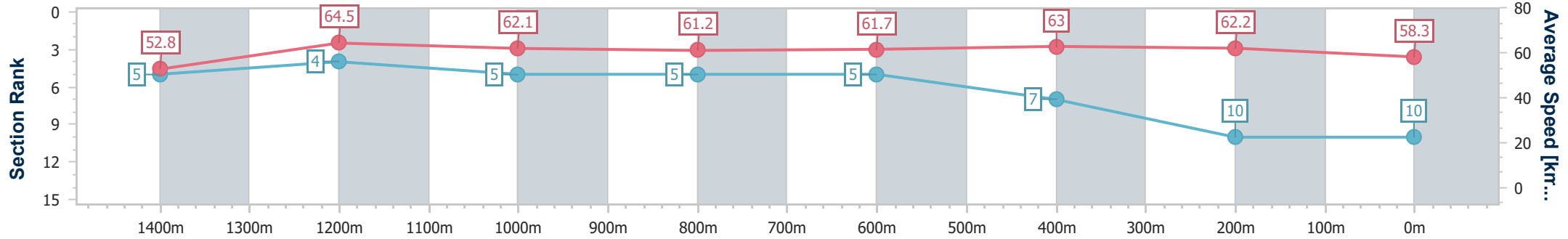
Eagle Farm QLD Professional
 Race 10: MAGIC MILLIONS GOLD COAST MARCH Class 6
 Handicap - 1600m
 01 March 2025 - 17:41



BRISBANE
 RACING CLUB

Track Rating: Good 4, Weather: Fine, Rail Position: +2.5m Entire

Section	Overall	1400m	1200m	1000m	800m	600m	400m	200m
Section Times	1:35.83 [10] (0:13.73)	1:22.10 [5] (0:11.17)	1:10.93 [4] (0:11.61)	0:59.32 [5] (0:11.91)	0:47.41 [5] (0:11.84)	0:35.57 [5] (0:11.62)	0:23.95 [7] (0:11.62)	0:12.33 [10] (0:12.33)
Average Speed [km/h]	52.8	64.5	62.1	61.2	61.7	63.0	62.2	58.3
Top Speed [km/h]	65.6	65.7	63.5	61.5	62.2	64.7	64.5	60.4
Avg. Dist. to Rail [m]	8.1	2.8	3.0	2.9	2.7	3.9	8.3	9.2
Avg. Stride Freq. [Hz]	2.2	2.3	2.2	2.2	2.3	2.3	2.3	2.2
Avg. Stride Length [m]	6.6	7.8	7.7	7.6	7.6	7.6	7.4	7.3



- [] Ranking at each section and finish
- .-.- No data available at this section
- NA No data available