



# Sunshine Coast QLD Professional

## Race 5: DOUBLE R THOROUGHBREDS BENCHMARK 70 Handicap - 1400m

09 February 2025 - 14:50



Track Rating: Good 4, Weather: Overcast, Rail Position: +5m Entire

Section		Overall	1200m	1000m	800m	600m	400m	Last 600m				
Field Times		1:24.80 (0:14.15)	1:10.65 (0:11.46)	0:59.19 (0:11.73)	0:47.46 (0:11.95)	0:35.51 (0:11.79)	0:23.72 (0:11.58)	0:00.00				
Rank	TAB Horse/Jockey	Barrier	Top Speed [km/h]	Fastest Section					Distance Travelled [m]			
1	9 <b>SOBUTE</b> Bailey Wheeler	7	65.5 400m	0:11.13 400m	1:24.80 [1] (0:14.65)	1:10.15 [5] (0:11.88)	0:58.27 [5] (0:11.70)	0:46.57 [5] (0:12.00)	0:34.57 [5] (0:11.52)	0:23.05 [4] (0:11.13)	0:34.57	
2	6 <b>DEMITASSE</b> Ryan Maloney	11	65.8 400m	0:11.07 400m	1:24.81 [2] (0:14.74)	1:10.07 [6] (0:11.87)	0:58.20 [6] (0:11.74)	0:46.46 [6] (0:12.07)	0:34.39 [7] (0:11.54)	0:22.85 [7] (0:11.07)	0:34.39	+3
3	5 <b>TAVIS TOWN</b> Jace McMurray	10	64.6 1200m	0:11.25 1200m	1:24.94 [3] (0:14.36)	1:10.58 [3] (0:11.25)	0:59.33 [1] (0:11.73)	0:47.60 [1] (0:11.95)	0:35.65 [1] (0:11.79)	0:23.86 [1] (0:11.58)	0:35.65	-2
4	1 <b>MY PINS</b> Corey Sutherland	5	64.5 400m	0:11.40 400m	1:25.13 [4] (0:14.15)	1:10.98 [1] (0:11.50)	0:59.48 [2] (0:11.96)	0:47.52 [2] (0:11.99)	0:35.53 [2] (0:11.69)	0:23.84 [2] (0:11.40)	0:35.53	+0
5	10 <b>IMARICHGIRL</b> Andrew Mallyon	9	65.3 400m	0:11.16 400m	1:25.24 [5] (0:14.83)	1:10.41 [7] (0:11.89)	0:58.52 [7] (0:11.66)	0:46.86 [7] (0:11.95)	0:34.91 [6] (0:11.54)	0:23.37 [5] (0:11.16)	0:34.91	+1
6	7 <b>NORTH CHANNEL</b> Nikita Beriman	1	63.3 400m	0:11.53 400m	1:25.52 [6] (0:14.34)	1:11.18 [2] (0:11.79)	0:59.39 [3] (0:11.80)	0:47.59 [3] (0:12.02)	0:35.57 [3] (0:11.65)	0:23.92 [3] (0:11.53)	0:35.57	+2
7	11 <b>CASH ARTIST</b> Georgina Cartwright	8	63.6 400m	0:11.53 400m	1:25.72 [7] (0:14.51)	1:11.21 [4] (0:11.75)	0:59.46 [4] (0:11.81)	0:47.65 [4] (0:12.13)	0:35.52 [4] (0:11.68)	0:23.84 [6] (0:11.53)	0:35.52	+4
8	4 <b>SVINDAL</b> Justin Stanley	6	Data was not able to be tracked for this horse		----	----	----	----	----	----	----	----

Scratched: Loose Unit (#8), Centaur (#2), Johnny Dash (#3)

[ ] Ranking at each section and finish  
 ---- No data available at this section  
 NA No data available

SCN Saddle cloth number  
 DNF Did not finish  
 DNT Did not track



**Sunshine Coast QLD Professional**  
**Race 5: DOUBLE R THOROUGHBREDS BENCHMARK 70 Handicap - 1400m**  
**09 February 2025 - 14:50**



Track Rating: Good 4, Weather: Overcast, Rail Position: +5m Entire

Section							200m			Last 600m
Field Times							0:12.14 (0:12.14)			0:00.00
Rank	TAB	Horse/Jockey	Barrier	Top Speed [km/h]	Fastest Section	Margin	Margin			Distance Travelled [m]
1	9	<b>SOBUTE</b> Bailey Wheeler	7	65.5 400m	0:11.13 400m	0:11.92 [3] (0:11.92)	1:24.80			0:34.57
2	6	<b>DEMITASSE</b> Ryan Maloney	11	65.8 400m	0:11.07 400m	0:11.78 [5] (0:11.78)	0.1L			0:34.39 +3
3	5	<b>TAVIS TOWN</b> Jace McMurray	10	64.6 1200m	0:11.25 1200m	0:12.28 [1] (0:12.28)	0.9L			0:35.65 -2
4	1	<b>MY PINS</b> Corey Sutherland	5	64.5 400m	0:11.40 400m	0:12.44 [2] (0:12.44)	1.9L			0:35.53 +0
5	10	<b>IMARICHGIRL</b> Andrew Mallyon	9	65.3 400m	0:11.16 400m	0:12.21 [4] (0:12.21)	2.4L			0:34.91 +1
6	7	<b>NORTH CHANNEL</b> Nikita Beriman	1	63.3 400m	0:11.53 400m	0:12.39 [6] (0:12.39)	3.9L			0:35.57 +2
7	11	<b>CASH ARTIST</b> Georgina Cartwright	8	63.6 400m	0:11.53 400m	0:12.31 [7] (0:12.31)	4.9L			0:35.52 +4
8	4	<b>SVINDAL</b> Justin Stanley	6	Data was not able to be tracked for this horse		----	5L			----

Scratched: Loose Unit (#8), Centaur (#2), Johnny Dash (#3)

[ ] Ranking at each section and finish  
 ---- No data available at this section  
 NA No data available

SCN Saddle cloth number  
 DNF Did not finish  
 DNT Did not track



Horse/Jockey Name	Sobute
Final Rank	1
Fastest Section Time (Section)	0:11.13 (400m)
Top Speed [km/h] (Section)	65.5 (400m)
Race State	Finished



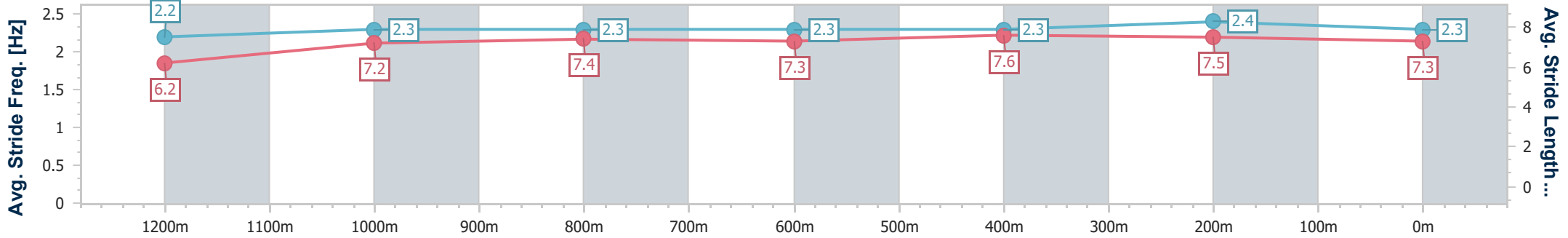
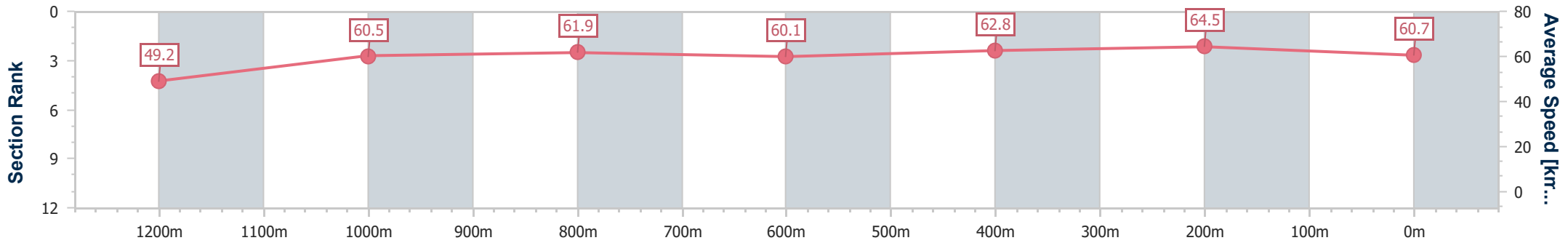
Sunshine Coast QLD Professional  
Race 5: DOUBLE R THOROUGHBREDS BENCHMARK 70  
Handicap - 1400m



09 February 2025 - 14:50

Track Rating: Good 4, Weather: Overcast, Rail Position: +5m Entire

Section	Overall	1200m	1000m	800m	600m	400m	200m
Section Times	1:24.80 [1] (0:14.65)	1:10.15 [5] (0:11.88)	0:58.27 [5] (0:11.70)	0:46.57 [5] (0:12.00)	0:34.57 [5] (0:11.52)	0:23.05 [4] (0:11.13)	0:11.92 [3] (0:11.92)
Average Speed [km/h]	49.2	60.5	61.9	60.1	62.8	64.5	60.7
Top Speed [km/h]	60.7	61.8	63.9	61.7	65.4	65.5	63.2
Avg. Dist. to Rail [m]	4.8	2.9	2.3	0.8	0.8	3.5	3.9
Avg. Stride Freq. [Hz]	2.2	2.3	2.3	2.3	2.3	2.4	2.3
Avg. Stride Length [m]	6.2	7.2	7.4	7.3	7.6	7.5	7.3



- [ ] Ranking at each section and finish
- .-.- No data available at this section
- NA No data available



Horse/Jockey Name	Demitasse
Final Rank	2
Fastest Section Time (Section)	0:11.07 (400m)
Top Speed [km/h] (Section)	65.8 (400m)
Race State	Finished



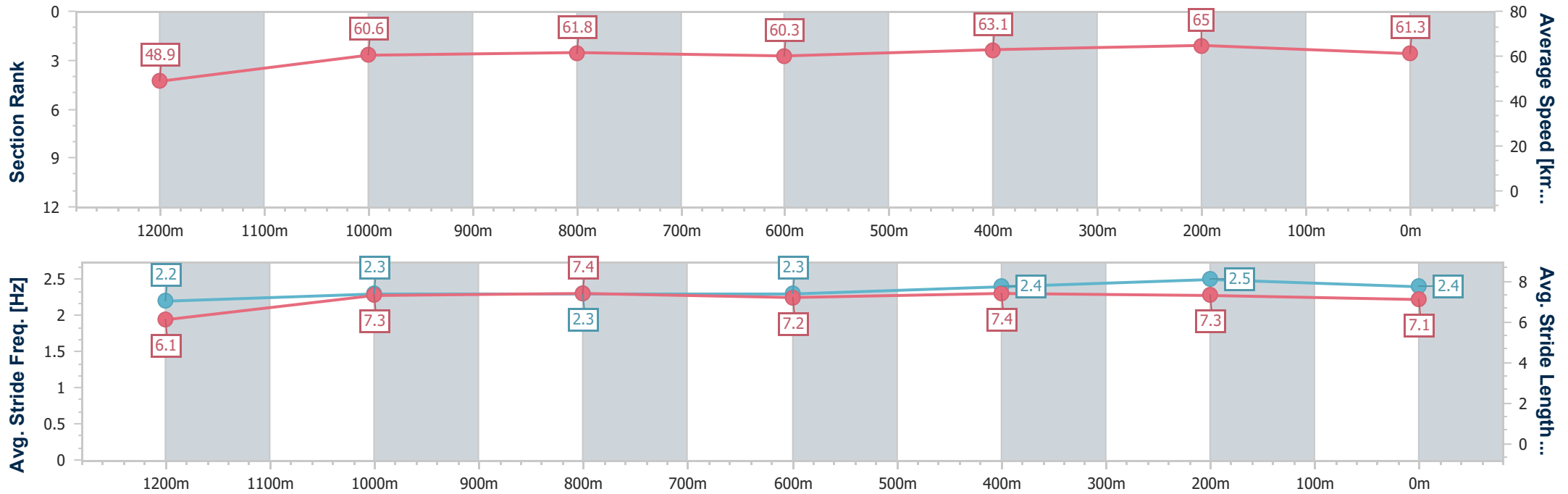
Sunshine Coast QLD Professional  
 Race 5: DOUBLE R THOROUGHBREDS BENCHMARK 70  
 Handicap - 1400m



09 February 2025 - 14:50

Track Rating: Good 4, Weather: Overcast, Rail Position: +5m Entire

Section	Overall	1200m	1000m	800m	600m	400m	200m
Section Times	1:24.81 [2] (0:14.74)	1:10.07 [6] (0:11.87)	0:58.20 [6] (0:11.74)	0:46.46 [6] (0:12.07)	0:34.39 [7] (0:11.54)	0:22.85 [7] (0:11.07)	0:11.78 [5] (0:11.78)
Average Speed [km/h]	48.9	60.6	61.8	60.3	63.1	65.0	61.3
Top Speed [km/h]	60.2	61.9	62.7	62.7	65.4	65.8	64.1
Avg. Dist. to Rail [m]	7.6	3.5	2.8	1.6	2.1	4.6	4.5
Avg. Stride Freq. [Hz]	2.2	2.3	2.3	2.3	2.4	2.5	2.4
Avg. Stride Length [m]	6.1	7.3	7.4	7.2	7.4	7.3	7.1



- [ ] Ranking at each section and finish
- .-.- No data available at this section
- NA No data available



Horse/Jockey Name	Tavis Town
Final Rank	3
Fastest Section Time (Section)	0:11.25 (1200m)
Top Speed [km/h] (Section)	64.6 (1200m)
Race State	Finished



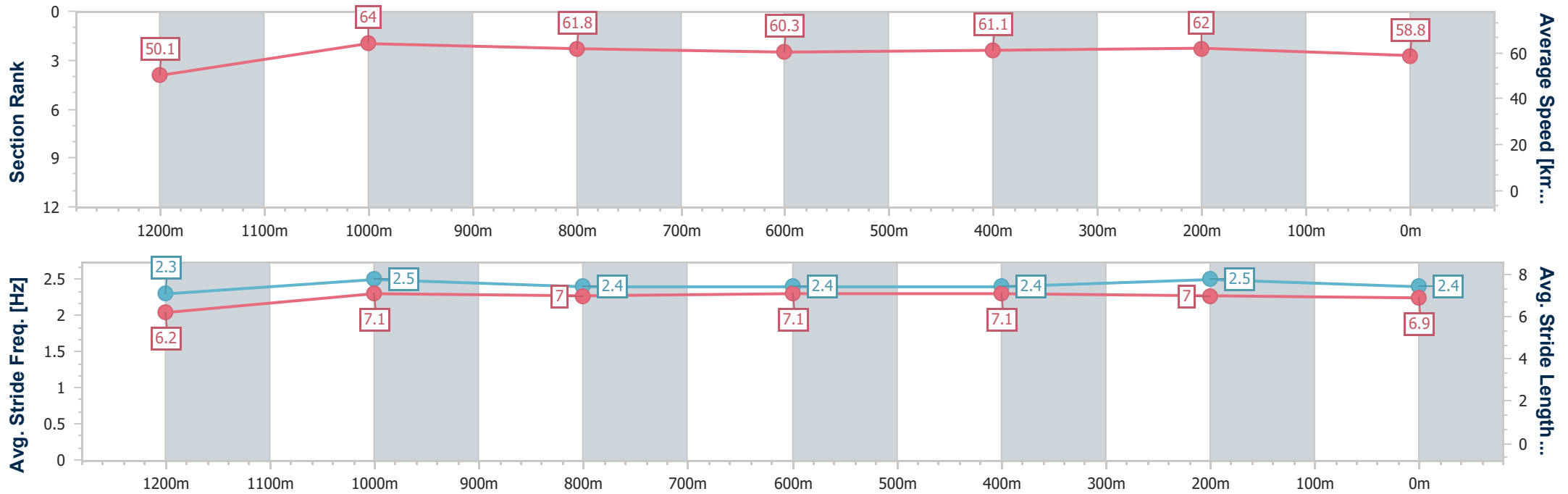
Sunshine Coast QLD Professional  
 Race 5: DOUBLE R THOROUGHBREDS BENCHMARK 70  
 Handicap - 1400m



09 February 2025 - 14:50

Track Rating: Good 4, Weather: Overcast, Rail Position: +5m Entire

Section	Overall	1200m	1000m	800m	600m	400m	200m
Section Times	1:24.94 [3] (0:14.36)	1:10.58 [3] (0:11.25)	0:59.33 [1] (0:11.73)	0:47.60 [1] (0:11.95)	0:35.65 [1] (0:11.79)	0:23.86 [1] (0:11.58)	0:12.28 [1] (0:12.28)
Average Speed [km/h]	50.1	64.0	61.8	60.3	61.1	62.0	58.8
Top Speed [km/h]	64.1	64.6	63.1	61.2	62.1	62.8	60.8
Avg. Dist. to Rail [m]	6.2	2.9	1.9	0.3	0.2	0.8	0.6
Avg. Stride Freq. [Hz]	2.3	2.5	2.4	2.4	2.4	2.5	2.4
Avg. Stride Length [m]	6.2	7.1	7.0	7.1	7.1	7.0	6.9



- [ ] Ranking at each section and finish
- .-.- No data available at this section
- NA No data available



Horse/Jockey Name	My Pins
Final Rank	4
Fastest Section Time (Section)	0:11.40 (400m)
Top Speed [km/h] (Section)	64.5 (400m)
Race State	Finished



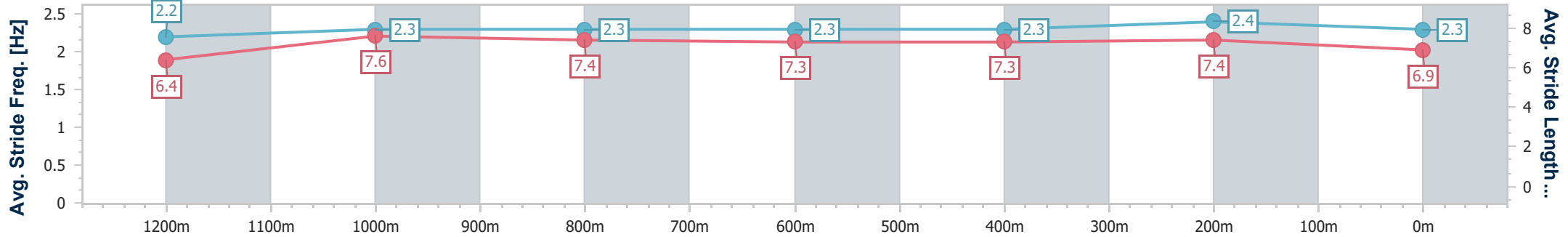
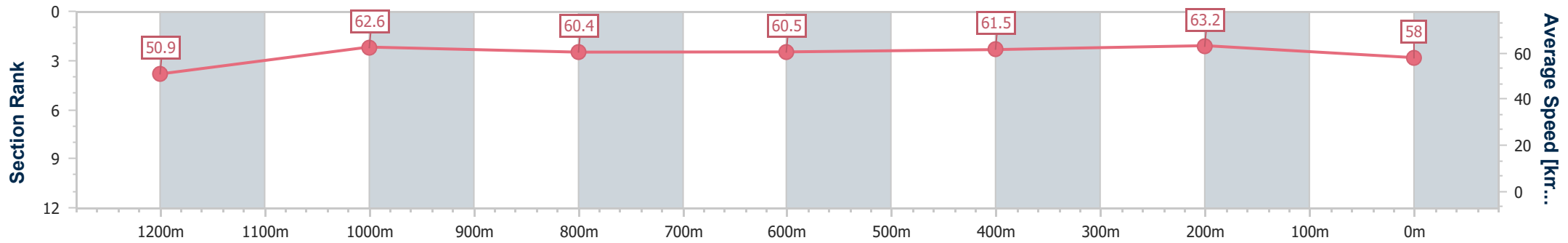
Sunshine Coast QLD Professional  
 Race 5: DOUBLE R THOROUGHBREDS BENCHMARK 70  
 Handicap - 1400m



09 February 2025 - 14:50

Track Rating: Good 4, Weather: Overcast, Rail Position: +5m Entire

Section	Overall	1200m	1000m	800m	600m	400m	200m
Section Times	1:25.13 [4] (0:14.15)	1:10.98 [1] (0:11.50)	0:59.48 [2] (0:11.96)	0:47.52 [2] (0:11.99)	0:35.53 [2] (0:11.69)	0:23.84 [2] (0:11.40)	0:12.44 [2] (0:12.44)
Average Speed [km/h]	50.9	62.6	60.4	60.5	61.5	63.2	58.0
Top Speed [km/h]	59.5	64.3	63.5	61.0	63.0	64.5	60.8
Avg. Dist. to Rail [m]	3.7	2.3	1.6	1.1	0.5	1.5	1.3
Avg. Stride Freq. [Hz]	2.2	2.3	2.3	2.3	2.3	2.4	2.3
Avg. Stride Length [m]	6.4	7.6	7.4	7.3	7.3	7.4	6.9



- [ ] Ranking at each section and finish
- .-.- No data available at this section
- NA No data available



Horse/Jockey Name	Imarichgirl
Final Rank	5
Fastest Section Time (Section)	0:11.16 (400m)
Top Speed [km/h] (Section)	65.3 (400m)
Race State	Finished



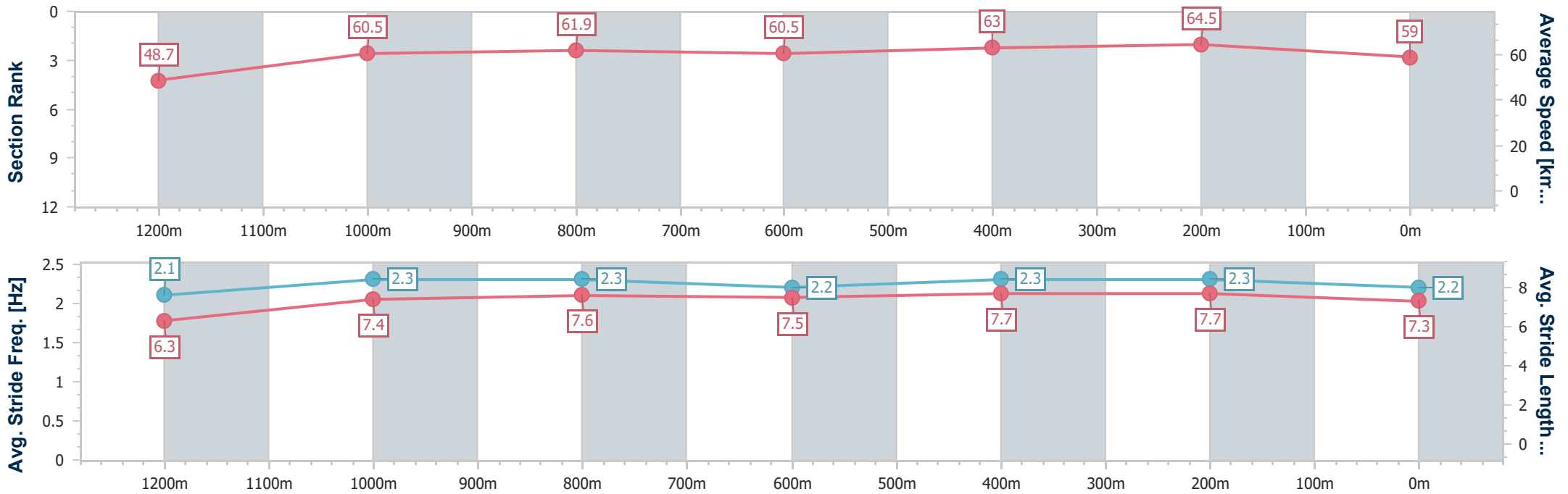
Sunshine Coast QLD Professional  
Race 5: DOUBLE R THOROUGHBREDS BENCHMARK 70  
Handicap - 1400m



09 February 2025 - 14:50

Track Rating: Good 4, Weather: Overcast, Rail Position: +5m Entire

Section	Overall	1200m	1000m	800m	600m	400m	200m						
Section Times	1:25.24 [5] (0:14.83)	1:10.41 [7] (0:11.89)	0:58.52 [7] (0:11.66)	0:46.86 [7] (0:11.95)	0:34.91 [6] (0:11.54)	0:23.37 [5] (0:11.16)	0:12.21 [4] (0:12.21)						
Average Speed [km/h]	48.7	60.5	61.9	60.5	63.0	64.5	59.0						
Top Speed [km/h]	61.0	62.8	64.0	62.4	64.2	65.3	64.1						
Avg. Dist. to Rail [m]	5.4	2.4	1.9	0.9	1.1	2.8	1.9						
Avg. Stride Freq. [Hz]	2.1	2.3	2.3	2.2	2.3	2.3	2.2						
Avg. Stride Length [m]	6.3	7.4	7.6	7.5	7.7	7.7	7.3						



- [ ] Ranking at each section and finish
- .-.- No data available at this section
- NA No data available



Horse/Jockey Name	North Channel
Final Rank	6
Fastest Section Time (Section)	0:11.53 (400m)
Top Speed [km/h] (Section)	63.3 (400m)
Race State	Finished



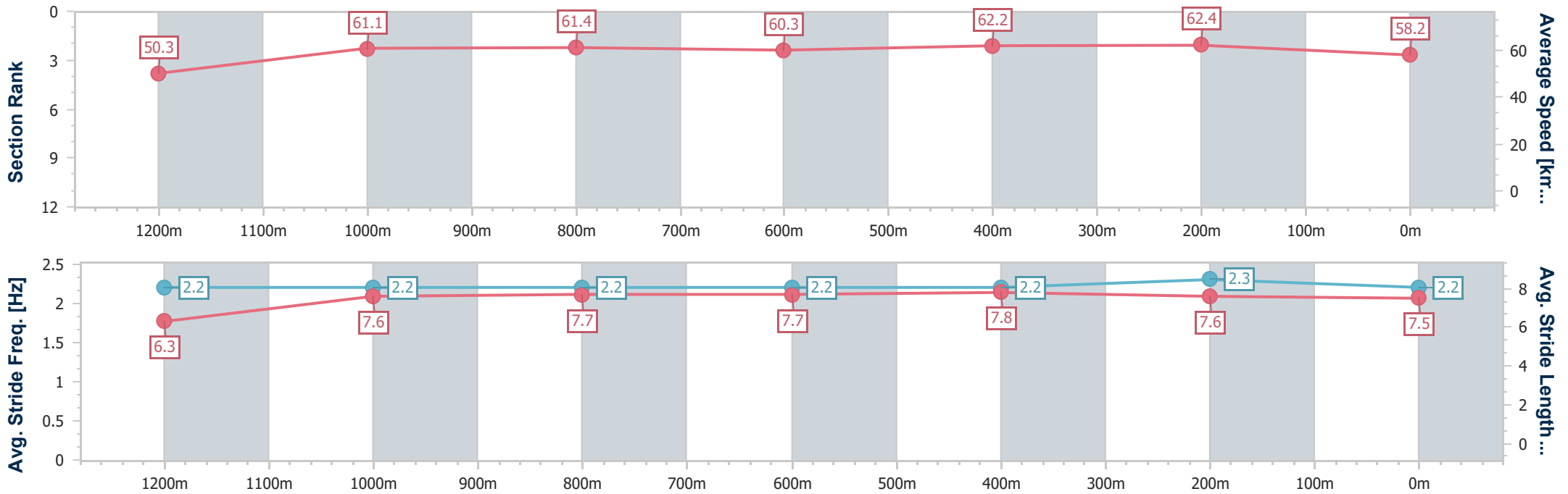
Sunshine Coast QLD Professional  
Race 5: DOUBLE R THOROUGHBREDS BENCHMARK 70  
Handicap - 1400m



09 February 2025 - 14:50

Track Rating: Good 4, Weather: Overcast, Rail Position: +5m Entire

Section	Overall	1200m	1000m	800m	600m	400m	200m
Section Times	1:25.52 [6] (0:14.34)	1:11.18 [2] (0:11.79)	0:59.39 [3] (0:11.80)	0:47.59 [3] (0:12.02)	0:35.57 [3] (0:11.65)	0:23.92 [3] (0:11.53)	0:12.39 [6] (0:12.39)
Average Speed [km/h]	50.3	61.1	61.4	60.3	62.2	62.4	58.2
Top Speed [km/h]	60.1	63.2	63.3	61.7	63.2	63.3	61.7
Avg. Dist. to Rail [m]	3.2	2.5	2.6	1.6	0.9	2.9	3.0
Avg. Stride Freq. [Hz]	2.2	2.2	2.2	2.2	2.2	2.3	2.2
Avg. Stride Length [m]	6.3	7.6	7.7	7.7	7.8	7.6	7.5



- [ ] Ranking at each section and finish
- .-.- No data available at this section
- NA No data available





Horse/Jockey Name	Cash Artist
Final Rank	7
Fastest Section Time (Section)	0:11.53 (400m)
Top Speed [km/h] (Section)	63.6 (400m)
Race State	Finished



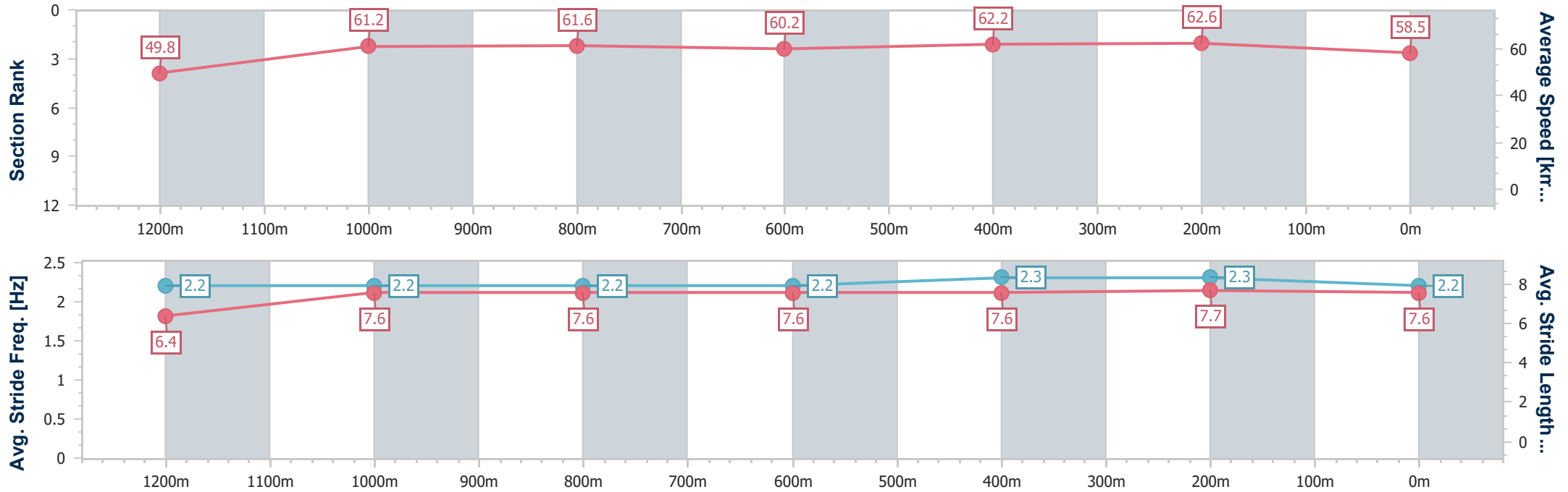
Sunshine Coast QLD Professional  
Race 5: DOUBLE R THOROUGHBREDS BENCHMARK 70  
Handicap - 1400m



09 February 2025 - 14:50

Track Rating: Good 4, Weather: Overcast, Rail Position: +5m Entire

Section	Overall	1200m	1000m	800m	600m	400m	200m						
Section Times	1:25.72 [7] (0:14.51)	1:11.21 [4] (0:11.75)	0:59.46 [4] (0:11.81)	0:47.65 [4] (0:12.13)	0:35.52 [4] (0:11.68)	0:23.84 [6] (0:11.53)	0:12.31 [7] (0:12.31)						
Average Speed [km/h]	49.8	61.2	61.6	60.2	62.2	62.6	58.5						
Top Speed [km/h]	61.7	61.8	62.6	61.5	63.4	63.6	61.2						
Avg. Dist. to Rail [m]	5.6	3.4	3.3	2.4	1.8	2.7	1.1						
Avg. Stride Freq. [Hz]	2.2	2.2	2.2	2.2	2.3	2.3	2.2						
Avg. Stride Length [m]	6.4	7.6	7.6	7.6	7.6	7.7	7.6						



- [ ] Ranking at each section and finish
- .-.- No data available at this section
- NA No data available



Horse/Jockey Name	Svindal
Final Rank	8
Fastest Section Time (Section)	-:--:--
Top Speed [km/h] (Section)	--.-
Race State	DidNotTrack



Sunshine Coast QLD Professional  
 Race 5: DOUBLE R THOROUGHBREDS BENCHMARK 70  
 Handicap - 1400m



09 February 2025 - 14:50

Track Rating: Good 4, Weather: Overcast, Rail Position: +5m Entire

Section	Overall	1200m	1000m	800m	600m	400m	200m						
Section Times	-:--:--	-:--:--	-:--:--	-:--:--	-:--:--	-:--:--	-:--:--						
Average Speed [km/h]	--.-	--.-	--.-	--.-	--.-	--.-	--.-						
Top Speed [km/h]	--.-	--.-	--.-	--.-	--.-	--.-	--.-						
Avg. Dist. to Rail [m]	--	--	--	--	--	--	--						
Avg. Stride Freq. [Hz]	--.-	--.-	--.-	--.-	--.-	--.-	--.-						
Avg. Stride Length [m]	--.-	--.-	--.-	--.-	--.-	--.-	--.-						

- [ ] Ranking at each section and finish
- :--:-- No data available at this section
- NA No data available



# Sunshine Coast QLD Professional

## Race 6: SHERRIN RENTALS Class 2 Handicap - 1800m

09 February 2025 - 15:30



Track Rating: Good 4, Weather: Overcast, Rail Position: +5m Entire

Section		Field Times														
		Overall	1600m	1400m	1200m	1000m	800m	600m	Last 600m							
		1:50.01 (0:13.81)	1:36.20 (0:11.20)	1:25.00 (0:11.86)	1:13.14 (0:12.36)	1:00.78 (0:12.81)	0:47.97 (0:12.48)	0:35.49 (0:11.99)	0:35.49							
Rank	TAB	Horse/Jockey	Barrier	Top Speed [km/h]	Fastest Section	Distance Travelled [m]										
1	1	EL JASOR Andrew Mallyon	1	64.0 400m	0:11.38 400m	1:50.01 [1] (0:13.91)	1:36.10 [3] (0:11.49)	1:24.61 [5] (0:11.94)	1:12.67 [4] (0:12.27)	1:00.40 [4] (0:12.79)	0:47.61 [4] (0:12.40)	0:35.21 [3] (0:11.80)	0:35.21			
2	10	BIKER Raul Silvera	6	64.5 400m	0:11.30 400m	1:50.39 [2] (0:14.55)	1:35.84 [8] (0:11.42)	1:24.42 [8] (0:11.81)	1:12.61 [8] (0:12.20)	1:00.41 [8] (0:12.82)	0:47.59 [8] (0:12.48)	0:35.11 [9] (0:12.00)	0:35.11	-1		
3	2	MEDICAL AUTOCRAT James Orman	7	64.7 1600m	0:11.34 1600m	1:50.40 [3] (0:14.43)	1:35.97 [7] (0:11.34)	1:24.63 [7] (0:11.83)	1:12.80 [7] (0:12.24)	1:00.56 [7] (0:12.78)	0:47.78 [7] (0:12.44)	0:35.34 [7] (0:12.01)	0:35.34	+7		
4	9	REEL WILD Jake Bayliss	8	64.9 400m	0:11.32 400m	1:50.53 [4] (0:14.70)	1:35.83 [9] (0:11.40)	1:24.43 [9] (0:11.85)	1:12.58 [9] (0:12.17)	1:00.41 [9] (0:12.77)	0:47.64 [9] (0:12.36)	0:35.28 [8] (0:11.84)	0:35.28	+4		
5	8	DARK THINKER Micheal Hellyer	2	64.5 Overall	0:11.46 1600m	1:50.86 [5] (0:13.93)	1:36.93 [4] (0:11.46)	1:25.47 [4] (0:11.93)	1:13.54 [3] (0:12.28)	1:01.26 [3] (0:12.79)	0:48.47 [3] (0:12.45)	0:36.02 [4] (0:11.80)	0:36.02	+6		
6	6	MONASTERY Tiffani Brooker	9	66.4 1600m	0:11.22 1600m	1:51.19 [6] (0:13.89)	1:37.30 [2] (0:11.22)	1:26.08 [2] (0:11.84)	1:14.24 [2] (0:12.32)	1:01.92 [2] (0:12.78)	0:49.14 [2] (0:12.55)	0:36.59 [2] (0:12.03)	0:36.59	+7		
7	5	FLAMINGO BEACH Angela Jones	4	67.1 1600m	0:11.20 1600m	1:51.26 [7] (0:13.81)	1:37.45 [1] (0:11.20)	1:26.25 [1] (0:11.86)	1:14.39 [1] (0:12.36)	1:02.03 [1] (0:12.81)	0:49.22 [1] (0:12.48)	0:36.74 [1] (0:11.99)	0:36.74	+4		
8	12	SIR BEVERIDGE Ty Wheeler	3	65.4 1600m	0:11.42 1600m	1:51.76 [8] (0:13.94)	1:37.82 [5] (0:11.42)	1:26.40 [3] (0:12.14)	1:14.26 [5] (0:12.20)	1:02.06 [5] (0:12.84)	0:49.22 [5] (0:12.43)	0:36.79 [6] (0:12.26)	0:36.79	+5		
9	11	FORT DENISON Georgina Cartwright	5	63.6 1600m	0:11.49 1600m	1:52.12 [9] (0:14.21)	1:37.91 [6] (0:11.49)	1:26.42 [6] (0:11.85)	1:14.57 [6] (0:12.28)	1:02.29 [6] (0:12.72)	0:49.57 [6] (0:12.41)	0:37.16 [5] (0:12.03)	0:37.16	+1		

Scratched: Hurricane Rosie (#7), Kilna (#4), Autumn Miss (#3)

[ ] Ranking at each section and finish  
 -:-:- No data available at this section  
 NA No data available

SCN Saddle cloth number  
 DNF Did not finish  
 DNT Did not track



# Sunshine Coast QLD Professional

## Race 6: SHERRIN RENTALS Class 2 Handicap - 1800m

09 February 2025 - 15:30



Track Rating: Good 4, Weather: Overcast, Rail Position: +5m Entire

Section				400m	200m			Last 600m	
Field Times				0:23.50 (0:11.47)	0:12.03 (0:12.03)			0:35.49	
Rank	TAB	Horse/Jockey	Barrier	Top Speed [km/h]	Fastest Section	Margin		Distance Travelled [m]	
1	1	<b>EL JASOR</b> Andrew Mallyon	1	64.0 400m	0:11.38 400m	0:23.41 [2] (0:11.38)	0:12.03 [1] (0:12.03)	1:50.01	0:35.21
2	10	<b>BIKER</b> Raul Silvera	6	64.5 400m	0:11.30 400m	0:23.11 [9] (0:11.30)	0:11.81 [7] (0:11.81)	2.3L	0:35.11 -1
3	2	<b>MEDICAL AUTOCRAT</b> James Orman	7	64.7 1600m	0:11.34 1600m	0:23.33 [6] (0:11.38)	0:11.95 [6] (0:11.95)	2.4L	0:35.34 +7
4	9	<b>REEL WILD</b> Jake Bayliss	8	64.9 400m	0:11.32 400m	0:23.44 [7] (0:11.32)	0:12.12 [5] (0:12.12)	2.9L	0:35.28 +4
5	8	<b>DARK THINKER</b> Micheal Hellyer	2	64.5 Overall	0:11.46 1600m	0:24.22 [4] (0:11.57)	0:12.65 [2] (0:12.65)	4.7L	0:36.02 +6
6	6	<b>MONASTERY</b> Tiffani Brooker	9	66.4 1600m	0:11.22 1600m	0:24.56 [3] (0:11.64)	0:12.92 [3] (0:12.92)	6.5L	0:36.59 +7
7	5	<b>FLAMINGO BEACH</b> Angela Jones	4	67.1 1600m	0:11.20 1600m	0:24.75 [1] (0:11.85)	0:12.90 [4] (0:12.90)	6.8L	0:36.74 +4
8	12	<b>SIR BEVERIDGE</b> Ty Wheeler	3	65.4 1600m	0:11.42 1600m	0:24.53 [8] (0:11.78)	0:12.75 [9] (0:12.75)	9.6L	0:36.79 +5
9	11	<b>FORT DENISON</b> Georgina Cartwright	5	63.6 1600m	0:11.49 1600m	0:25.13 [5] (0:11.91)	0:13.22 [8] (0:13.22)	11.6L	0:37.16 +1

Scratched: Hurricane Rosie (#7), Kilna (#4), Autumn Miss (#3)

[ ] Ranking at each section and finish  
 -:-:- No data available at this section  
 NA No data available

SCN Saddle cloth number  
 DNF Did not finish  
 DNT Did not track



Horse/Jockey Name	El Jasor
Final Rank	1
Fastest Section Time (Section)	0:11.38 (400m)
Top Speed [km/h] (Section)	64.0 (400m)
Race State	Finished



Sunshine Coast QLD Professional

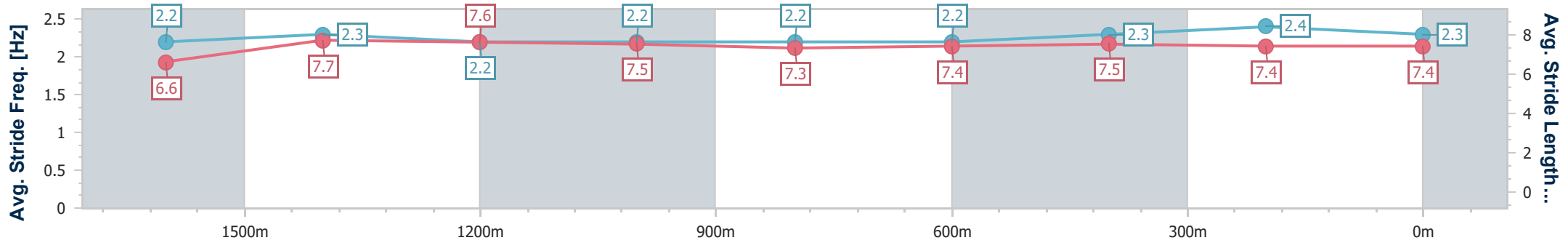
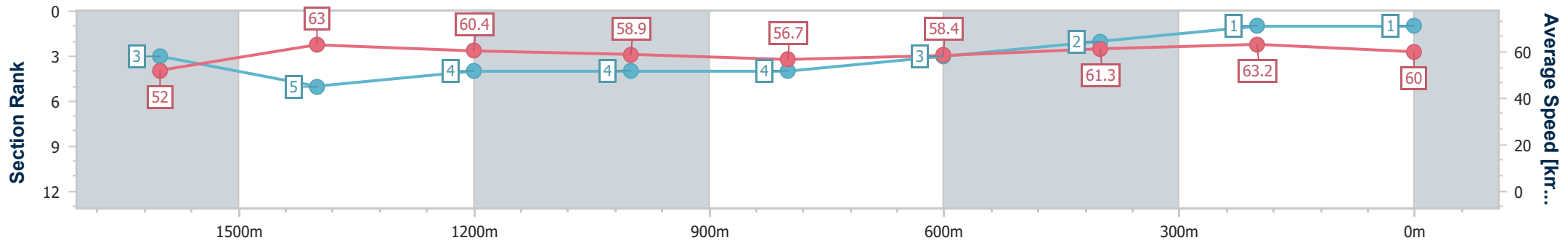
Race 6: SHERRIN RENTALS Class 2 Handicap - 1800m



09 February 2025 - 15:30

Track Rating: Good 4, Weather: Overcast, Rail Position: +5m Entire

Section	Overall	1600m	1400m	1200m	1000m	800m	600m	400m	200m			
Section Times	1:50.01 [1] (0:13.91)	1:36.10 [3] (0:11.49)	1:24.61 [5] (0:11.94)	1:12.67 [4] (0:12.27)	1:00.40 [4] (0:12.79)	0:47.61 [4] (0:12.40)	0:35.21 [3] (0:11.80)	0:23.41 [2] (0:11.38)	0:12.03 [1] (0:12.03)			
Average Speed [km/h]	52.0	63.0	60.4	58.9	56.7	58.4	61.3	63.2	60.0			
Top Speed [km/h]	63.0	63.6	62.1	59.5	57.5	59.3	63.5	64.0	61.9			
Avg. Dist. to Rail [m]	2.3	1.7	2.1	2.1	1.9	1.3	0.9	2.6	3.1			
Avg. Stride Freq. [Hz]	2.2	2.3	2.2	2.2	2.2	2.2	2.3	2.4	2.3			
Avg. Stride Length [m]	6.6	7.7	7.6	7.5	7.3	7.4	7.5	7.4	7.4			



- [ ] Ranking at each section and finish
- .-.- No data available at this section
- NA No data available



Horse/Jockey Name	Biker
Final Rank	2
Fastest Section Time (Section)	0:11.30 (400m)
Top Speed [km/h] (Section)	64.5 (400m)
Race State	Finished



Sunshine Coast QLD Professional

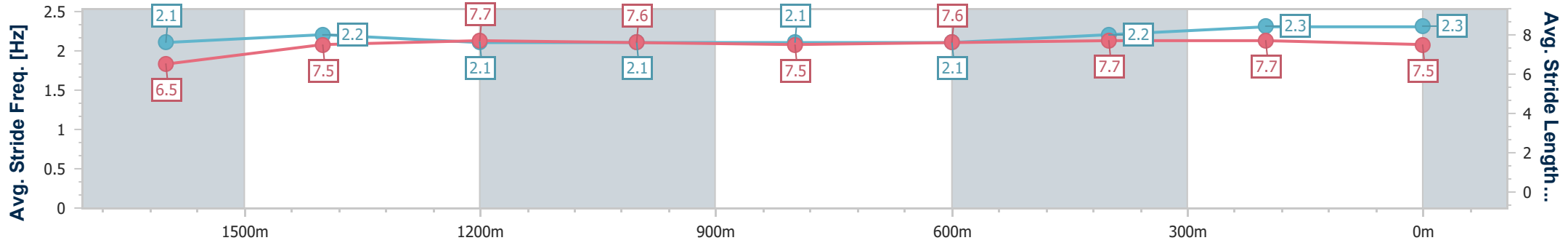
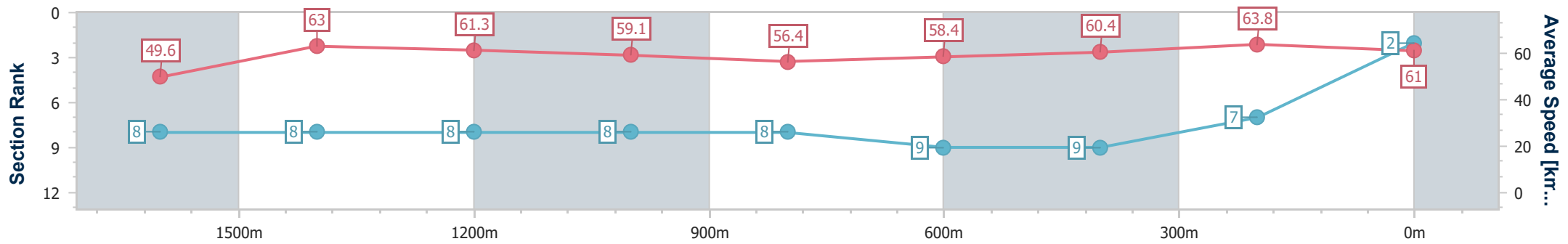
Race 6: SHERRIN RENTALS Class 2 Handicap - 1800m



09 February 2025 - 15:30

Track Rating: Good 4, Weather: Overcast, Rail Position: +5m Entire

Section	Overall	1600m	1400m	1200m	1000m	800m	600m	400m	200m			
Section Times	1:50.39 [2] (0:14.55)	1:35.84 [8] (0:11.42)	1:24.42 [8] (0:11.81)	1:12.61 [8] (0:12.20)	1:00.41 [8] (0:12.82)	0:47.59 [8] (0:12.48)	0:35.11 [9] (0:12.00)	0:23.11 [9] (0:11.30)	0:11.81 [7] (0:11.81)			
Average Speed [km/h]	49.6	63.0	61.3	59.1	56.4	58.4	60.4	63.8	61.0			
Top Speed [km/h]	63.1	64.0	62.8	59.8	57.7	59.7	62.6	64.5	63.0			
Avg. Dist. to Rail [m]	4.6	0.4	1.2	1.7	1.9	1.8	1.4	3.4	2.3			
Avg. Stride Freq. [Hz]	2.1	2.2	2.1	2.1	2.1	2.1	2.2	2.3	2.3			
Avg. Stride Length [m]	6.5	7.5	7.7	7.6	7.5	7.6	7.7	7.7	7.5			



- [ ] Ranking at each section and finish
- .-.- No data available at this section
- NA No data available



Horse/Jockey Name	Medical Autocrat
Final Rank	3
Fastest Section Time (Section)	0:11.34 (1600m)
Top Speed [km/h] (Section)	64.7 (1600m)
Race State	Finished



Sunshine Coast QLD Professional

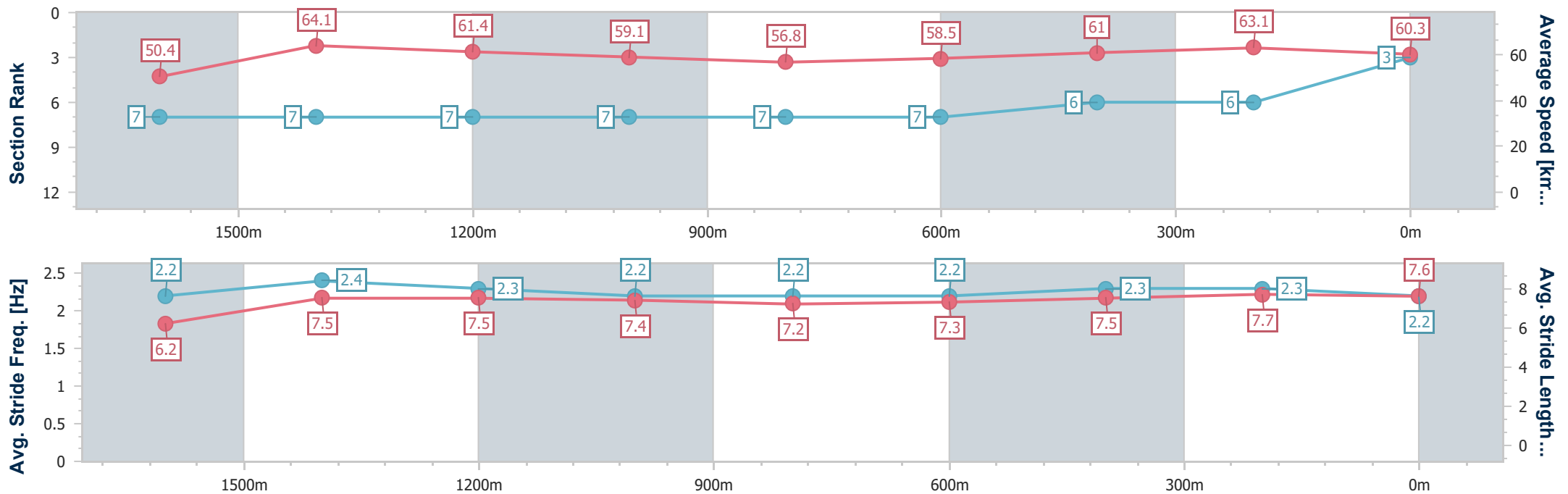
Race 6: SHERRIN RENTALS Class 2 Handicap - 1800m



09 February 2025 - 15:30

Track Rating: Good 4, Weather: Overcast, Rail Position: +5m Entire

Section	Overall	1600m	1400m	1200m	1000m	800m	600m	400m	200m
Section Times	1:50.40 [3] (0:14.43)	1:35.97 [7] (0:11.34)	1:24.63 [7] (0:11.83)	1:12.80 [7] (0:12.24)	1:00.56 [7] (0:12.78)	0:47.78 [7] (0:12.44)	0:35.34 [7] (0:12.01)	0:23.33 [6] (0:11.38)	0:11.95 [6] (0:11.95)
Average Speed [km/h]	50.4	64.1	61.4	59.1	56.8	58.5	61.0	63.1	60.3
Top Speed [km/h]	62.8	64.7	63.4	60.3	58.5	59.5	63.9	64.6	61.7
Avg. Dist. to Rail [m]	7.3	2.9	3.4	3.8	3.0	2.4	2.7	5.9	6.7
Avg. Stride Freq. [Hz]	2.2	2.4	2.3	2.2	2.2	2.2	2.3	2.3	2.2
Avg. Stride Length [m]	6.2	7.5	7.5	7.4	7.2	7.3	7.5	7.7	7.6



- [ ] Ranking at each section and finish
- .-.- No data available at this section
- NA No data available



Horse/Jockey Name	Reel Wild
Final Rank	4
Fastest Section Time (Section)	0:11.32 (400m)
Top Speed [km/h] (Section)	64.9 (400m)
Race State	Finished



Sunshine Coast QLD Professional

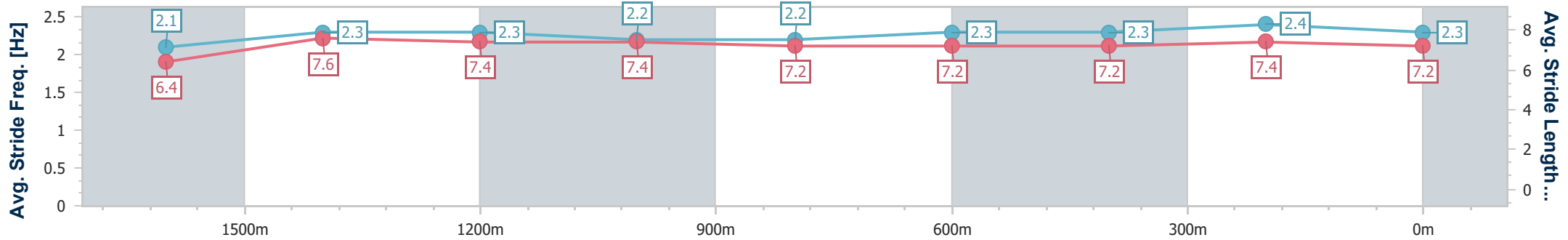
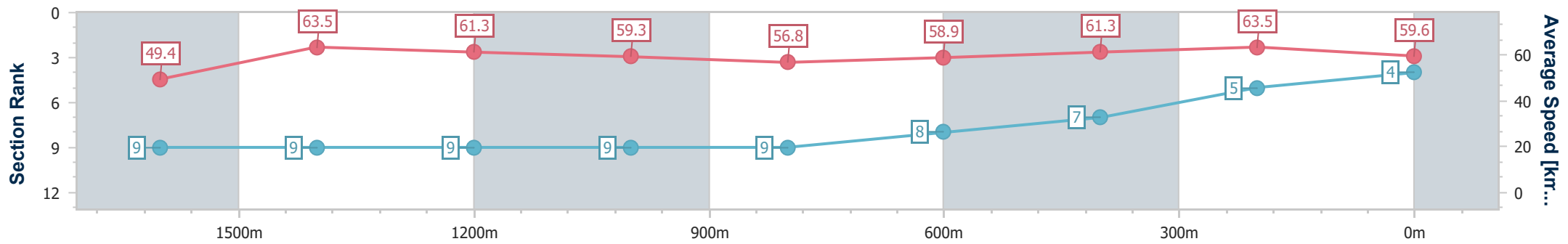
Race 6: SHERRIN RENTALS Class 2 Handicap - 1800m



09 February 2025 - 15:30

Track Rating: Good 4, Weather: Overcast, Rail Position: +5m Entire

Section	Overall	1600m	1400m	1200m	1000m	800m	600m	400m	200m
Section Times	1:50.53 [4] (0:14.70)	1:35.83 [9] (0:11.40)	1:24.43 [9] (0:11.85)	1:12.58 [9] (0:12.17)	1:00.41 [9] (0:12.77)	0:47.64 [9] (0:12.36)	0:35.28 [8] (0:11.84)	0:23.44 [7] (0:11.32)	0:12.12 [5] (0:12.12)
Average Speed [km/h]	49.4	63.5	61.3	59.3	56.8	58.9	61.3	63.5	59.6
Top Speed [km/h]	62.5	64.6	62.6	60.4	57.9	60.3	64.3	64.9	61.9
Avg. Dist. to Rail [m]	6.9	2.6	3.3	3.0	2.7	1.9	1.4	3.7	3.0
Avg. Stride Freq. [Hz]	2.1	2.3	2.3	2.2	2.2	2.3	2.3	2.4	2.3
Avg. Stride Length [m]	6.4	7.6	7.4	7.4	7.2	7.2	7.2	7.4	7.2



- [ ] Ranking at each section and finish
- .-.- No data available at this section
- NA No data available





Horse/Jockey Name	Dark Thinker
Final Rank	5
Fastest Section Time (Section)	0:11.46 (1600m)
Top Speed [km/h] (Section)	64.5 (Overall)
Race State	Finished



Sunshine Coast QLD Professional

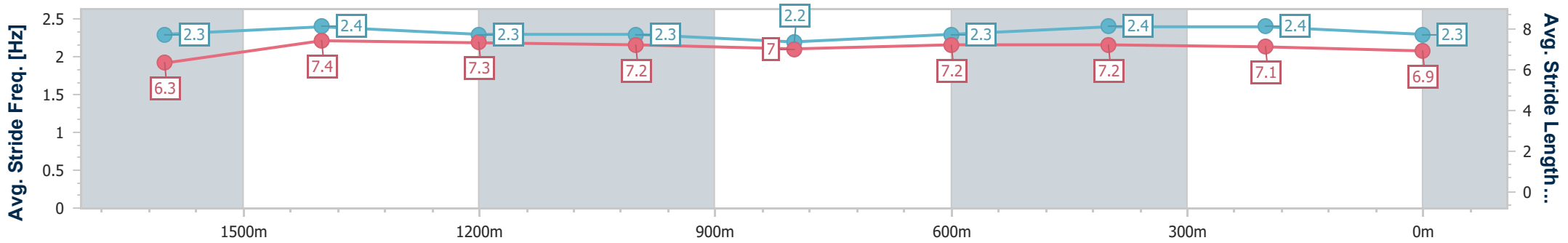
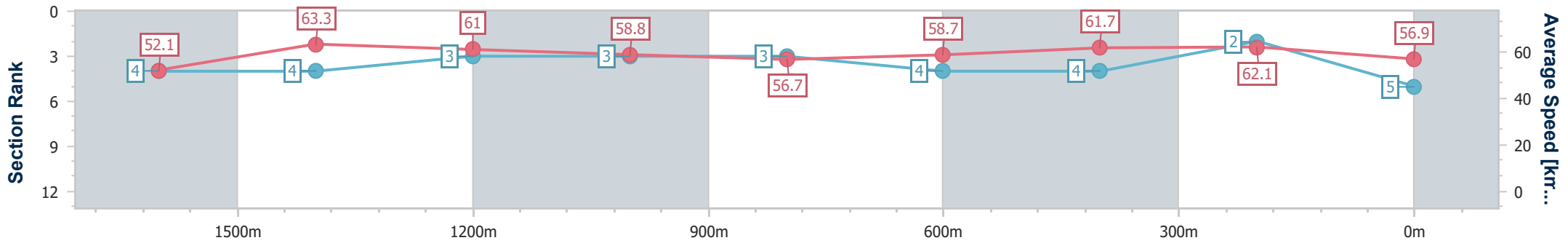
Race 6: SHERRIN RENTALS Class 2 Handicap - 1800m



09 February 2025 - 15:30

Track Rating: Good 4, Weather: Overcast, Rail Position: +5m Entire

Section	Overall	1600m	1400m	1200m	1000m	800m	600m	400m	200m
Section Times	1:50.86 [5] (0:13.93)	1:36.93 [4] (0:11.46)	1:25.47 [4] (0:11.93)	1:13.54 [3] (0:12.28)	1:01.26 [3] (0:12.79)	0:48.47 [3] (0:12.45)	0:36.02 [4] (0:11.80)	0:24.22 [4] (0:11.57)	0:12.65 [2] (0:12.65)
Average Speed [km/h]	52.1	63.3	61.0	58.8	56.7	58.7	61.7	62.1	56.9
Top Speed [km/h]	64.5	64.5	63.4	60.0	57.8	59.7	63.5	63.9	59.9
Avg. Dist. to Rail [m]	3.3	3.2	4.1	4.0	3.6	2.2	2.2	4.1	4.1
Avg. Stride Freq. [Hz]	2.3	2.4	2.3	2.3	2.2	2.3	2.4	2.4	2.3
Avg. Stride Length [m]	6.3	7.4	7.3	7.2	7.0	7.2	7.2	7.1	6.9



- [ ] Ranking at each section and finish
- .-.- No data available at this section
- NA No data available



Horse/Jockey Name	Monastery
Final Rank	6
Fastest Section Time (Section)	0:11.22 (1600m)
Top Speed [km/h] (Section)	66.4 (1600m)
Race State	Finished



Sunshine Coast QLD Professional

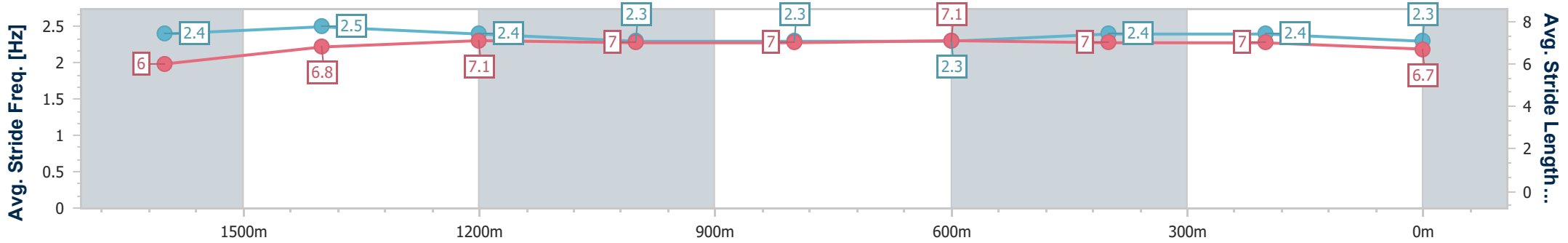
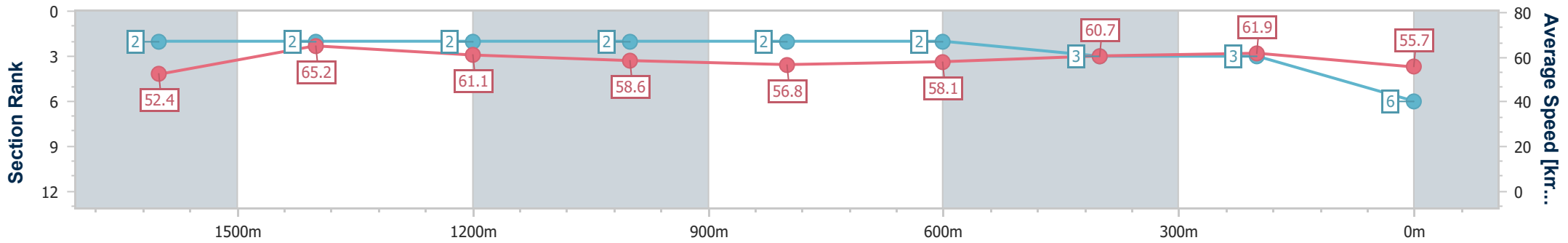
Race 6: SHERRIN RENTALS Class 2 Handicap - 1800m



09 February 2025 - 15:30

Track Rating: Good 4, Weather: Overcast, Rail Position: +5m Entire

Section	Overall	1600m	1400m	1200m	1000m	800m	600m	400m	200m
Section Times	1:51.19 [6] (0:13.89)	1:37.30 [2] (0:11.22)	1:26.08 [2] (0:11.84)	1:14.24 [2] (0:12.32)	1:01.92 [2] (0:12.78)	0:49.14 [2] (0:12.55)	0:36.59 [2] (0:12.03)	0:24.56 [3] (0:11.64)	0:12.92 [3] (0:12.92)
Average Speed [km/h]	52.4	65.2	61.1	58.6	56.8	58.1	60.7	61.9	55.7
Top Speed [km/h]	64.9	66.4	63.2	59.7	57.9	58.7	62.5	63.6	59.1
Avg. Dist. to Rail [m]	7.9	3.7	2.1	3.3	3.2	2.2	2.4	5.1	5.0
Avg. Stride Freq. [Hz]	2.4	2.5	2.4	2.3	2.3	2.3	2.4	2.4	2.3
Avg. Stride Length [m]	6.0	6.8	7.1	7.0	7.0	7.1	7.0	7.0	6.7



- [ ] Ranking at each section and finish
- .-.- No data available at this section
- NA No data available



Horse/Jockey Name	Flamingo Beach
Final Rank	7
Fastest Section Time (Section)	0:11.20 (1600m)
Top Speed [km/h] (Section)	67.1 (1600m)
Race State	Finished



Sunshine Coast QLD Professional

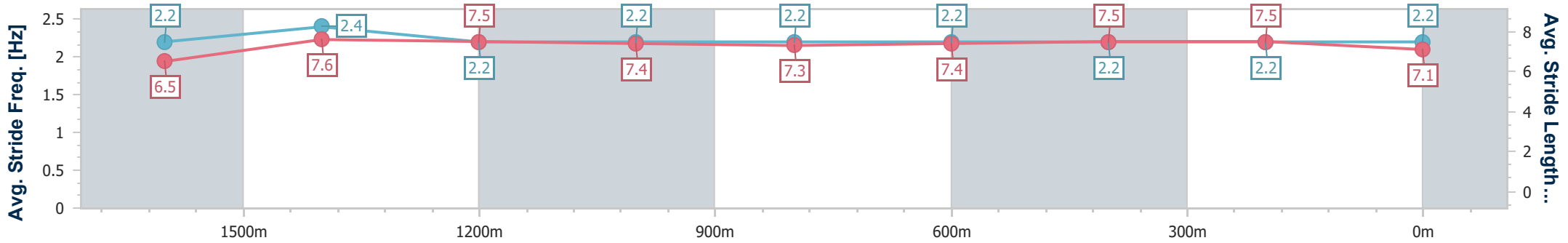
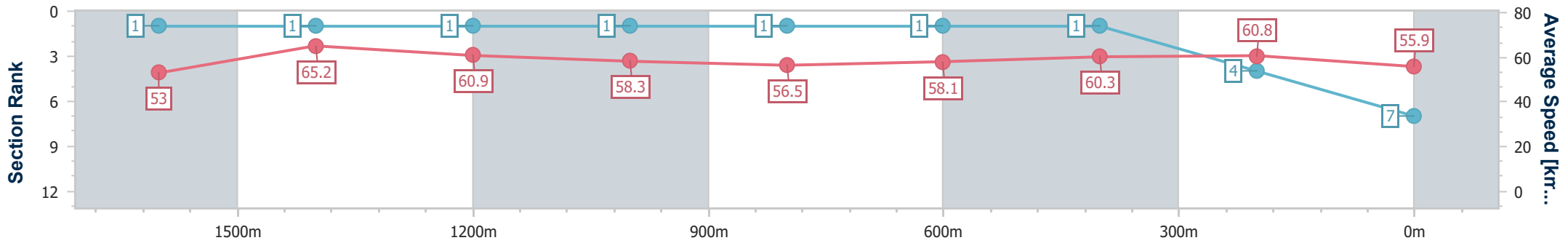
Race 6: SHERRIN RENTALS Class 2 Handicap - 1800m



09 February 2025 - 15:30

Track Rating: Good 4, Weather: Overcast, Rail Position: +5m Entire

Section	Overall	1600m	1400m	1200m	1000m	800m	600m	400m	200m				
Section Times	1:51.26 [7] (0:13.81)	1:37.45 [1] (0:11.20)	1:26.25 [1] (0:11.86)	1:14.39 [1] (0:12.36)	1:02.03 [1] (0:12.81)	0:49.22 [1] (0:12.48)	0:36.74 [1] (0:11.99)	0:24.75 [1] (0:11.85)	0:12.90 [4] (0:12.90)				
Average Speed [km/h]	53.0	65.2	60.9	58.3	56.5	58.1	60.3	60.8	55.9				
Top Speed [km/h]	66.9	67.1	62.8	59.3	57.0	59.6	61.7	61.8	59.8				
Avg. Dist. to Rail [m]	5.5	3.4	2.1	2.2	1.9	1.3	0.5	0.9	0.3				
Avg. Stride Freq. [Hz]	2.2	2.4	2.2	2.2	2.2	2.2	2.2	2.2	2.2				
Avg. Stride Length [m]	6.5	7.6	7.5	7.4	7.3	7.4	7.5	7.5	7.1				



- [ ] Ranking at each section and finish
- .-.- No data available at this section
- NA No data available



Horse/Jockey Name	Sir Beveridge
Final Rank	8
Fastest Section Time (Section)	0:11.42 (1600m)
Top Speed [km/h] (Section)	65.4 (1600m)
Race State	Finished



Sunshine Coast QLD Professional

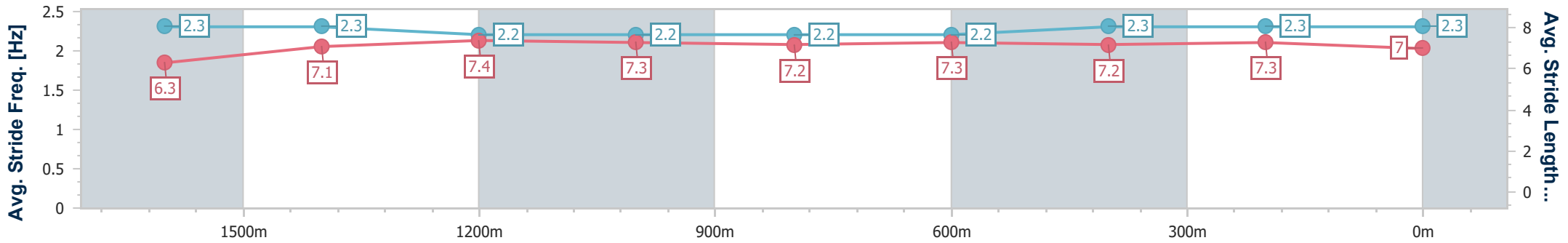
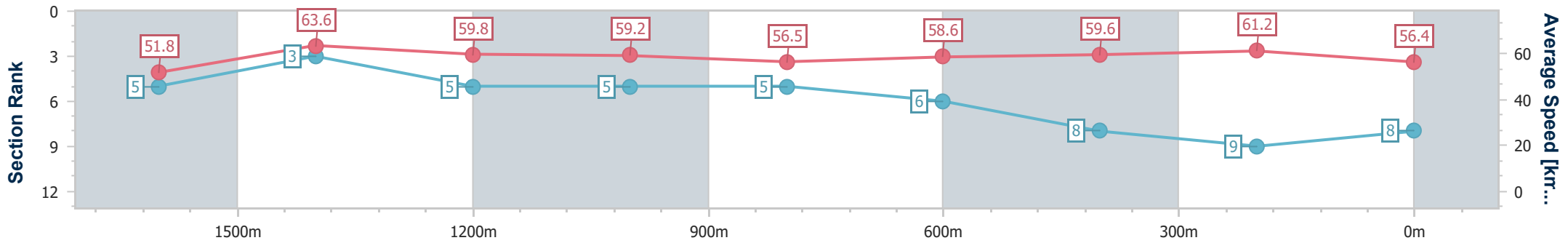
Race 6: SHERRIN RENTALS Class 2 Handicap - 1800m



09 February 2025 - 15:30

Track Rating: Good 4, Weather: Overcast, Rail Position: +5m Entire

Section	Overall	1600m	1400m	1200m	1000m	800m	600m	400m	200m			
Section Times	1:51.76 [8] (0:13.94)	1:37.82 [5] (0:11.42)	1:26.40 [3] (0:12.14)	1:14.26 [5] (0:12.20)	1:02.06 [5] (0:12.84)	0:49.22 [5] (0:12.43)	0:36.79 [6] (0:12.26)	0:24.53 [8] (0:11.78)	0:12.75 [9] (0:12.75)			
Average Speed [km/h]	51.8	63.6	59.8	59.2	56.5	58.6	59.6	61.2	56.4			
Top Speed [km/h]	65.2	65.4	62.4	60.4	57.3	59.9	61.0	61.7	59.7			
Avg. Dist. to Rail [m]	4.1	2.4	3.2	3.5	3.2	2.2	2.5	5.3	4.1			
Avg. Stride Freq. [Hz]	2.3	2.3	2.2	2.2	2.2	2.2	2.3	2.3	2.3			
Avg. Stride Length [m]	6.3	7.1	7.4	7.3	7.2	7.3	7.2	7.3	7.0			



- [ ] Ranking at each section and finish
- .-.- No data available at this section
- NA No data available



Horse/Jockey Name	Fort Denison
Final Rank	9
Fastest Section Time (Section)	0:11.49 (1600m)
Top Speed [km/h] (Section)	63.6 (1600m)
Race State	Finished



Sunshine Coast QLD Professional

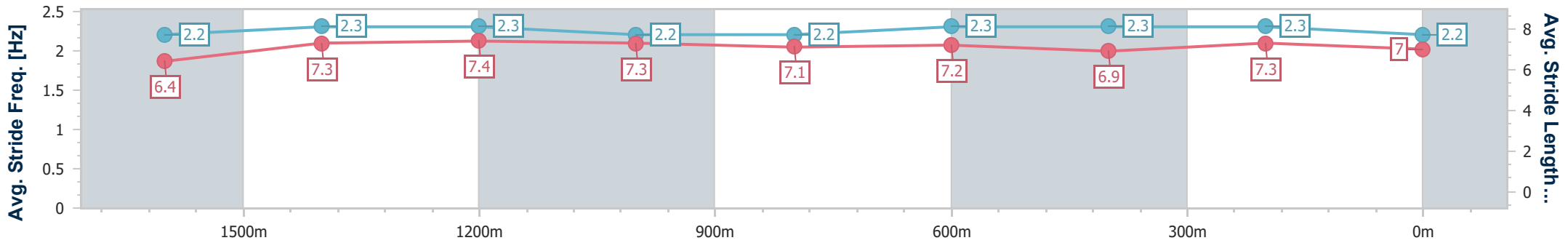
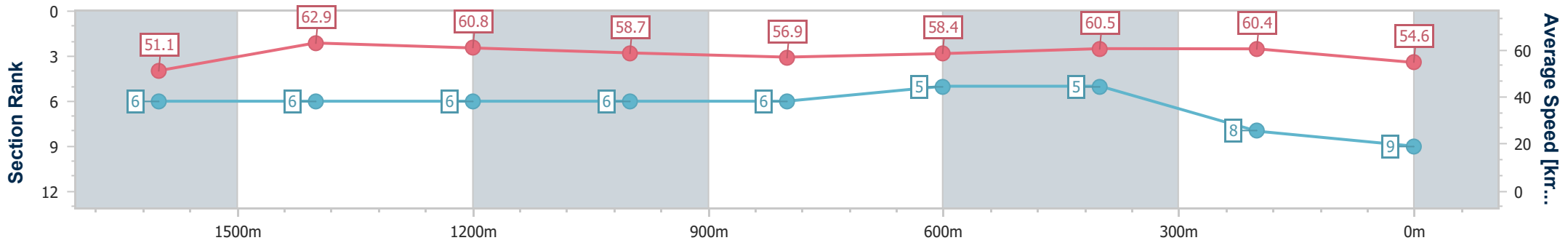
Race 6: SHERRIN RENTALS Class 2 Handicap - 1800m



09 February 2025 - 15:30

Track Rating: Good 4, Weather: Overcast, Rail Position: +5m Entire

Section	Overall	1600m	1400m	1200m	1000m	800m	600m	400m	200m				
Section Times	1:52.12 [9] (0:14.21)	1:37.91 [6] (0:11.49)	1:26.42 [6] (0:11.85)	1:14.57 [6] (0:12.28)	1:02.29 [6] (0:12.72)	0:49.57 [6] (0:12.41)	0:37.16 [5] (0:12.03)	0:25.13 [5] (0:11.91)	0:13.22 [8] (0:13.22)				
Average Speed [km/h]	51.1	62.9	60.8	58.7	56.9	58.4	60.5	60.4	54.6				
Top Speed [km/h]	63.0	63.6	62.7	59.5	57.5	59.0	61.3	61.7	58.0				
Avg. Dist. to Rail [m]	6.1	1.1	1.1	1.4	1.3	1.4	1.7	3.1	3.5				
Avg. Stride Freq. [Hz]	2.2	2.3	2.3	2.2	2.2	2.3	2.3	2.3	2.2				
Avg. Stride Length [m]	6.4	7.3	7.4	7.3	7.1	7.2	6.9	7.3	7.0				



- [ ] Ranking at each section and finish
- .-.- No data available at this section
- NA No data available



# Sunshine Coast QLD Professional

## Race 7: BOLD CONSTRUCTION GROUP Class 2 Handicap - 1200m

09 February 2025 - 16:10



Track Rating: Good 4, Weather: Overcast, Rail Position: +5m Entire

Section													Last 600m	
Field Times		Overall	1000m	800m	600m	400m	200m						0:34.49	
		1:11.43 (0:13.93)	0:57.50 (0:11.31)	0:46.19 (0:11.70)	0:34.49 (0:11.83)	0:22.66 (0:11.06)	0:11.60 (0:11.60)							
Rank	TAB	Horse/Jockey	Barrier	Top Speed [km/h]	Fastest Section							Margin	Distance Travelled [m]	
1	4	KEEP SAFE Vlad Duric	9	66.5 400m	0:10.96 400m	1:11.43 [1] (0:14.02)	0:57.41 [2] (0:11.65)	0:45.76 [2] (0:11.62)	0:34.14 [2] (0:11.58)	0:22.56 [2] (0:10.96)	0:11.60 [1] (0:11.60)	1:11.43	0:34.14	
2	15	AQUAHOLIC Bailey Wheeler	3	65.9 400m	0:11.08 400m	1:11.84 [2] (0:14.10)	0:57.74 [3] (0:11.73)	0:46.01 [3] (0:11.72)	0:34.29 [3] (0:11.51)	0:22.78 [3] (0:11.08)	0:11.70 [2] (0:11.70)	2.3L	0:34.29	+6
3	7	THE PLAYER Ryan Curatolo	1	66.5 400m	0:10.93 400m	1:12.26 [3] (0:14.83)	0:57.43 [11] (0:11.99)	0:45.44 [11] (0:11.68)	0:33.76 [11] (0:11.47)	0:22.29 [11] (0:10.93)	0:11.36 [9] (0:11.36)	4.6L	0:33.76	+6
4	9	ANSON BAY Angela Jones	10	65.1 Overall	0:11.31 1000m	1:12.28 [4] (0:13.93)	0:58.35 [1] (0:11.31)	0:47.04 [1] (0:11.70)	0:35.34 [1] (0:11.83)	0:23.51 [1] (0:11.46)	0:12.05 [3] (0:12.05)	4.7L	0:35.34	+1
5	8	BONJOUR RUPERT Andrew Mallyon	5	65.5 400m	0:11.12 400m	1:12.30 [5] (0:14.43)	0:57.87 [7] (0:11.90)	0:45.97 [6] (0:11.55)	0:34.42 [6] (0:11.42)	0:23.00 [6] (0:11.12)	0:11.88 [5] (0:11.88)	4.8L	0:34.42	+4
6	3	DEALING'S DONE Samantha Collett	6	66.1 400m	0:11.02 400m	1:12.32 [6] (0:14.62)	0:57.70 [9] (0:11.97)	0:45.73 [9] (0:11.71)	0:34.02 [9] (0:11.42)	0:22.60 [8] (0:11.02)	0:11.58 [8] (0:11.58)	4.9L	0:34.02	+1
7	1	HELL AND BACK Ryan Maloney	11	65.1 400m	0:11.22 400m	1:12.47 [7] (0:14.14)	0:58.33 [4] (0:11.89)	0:46.44 [4] (0:11.76)	0:34.68 [5] (0:11.48)	0:23.20 [5] (0:11.22)	0:11.98 [6] (0:11.98)	5.7L	0:34.68	+5
7	10	WHISKEY AND BEER Micheal Hellyer	2	66.2 400m	0:11.09 400m	1:12.47 [7] (0:14.56)	0:57.91 [8] (0:11.93)	0:45.98 [8] (0:11.61)	0:34.37 [7] (0:11.45)	0:22.92 [7] (0:11.09)	0:11.83 [7] (0:11.83)	5.7L	0:34.37	+1
9	14	SHORE TO HAPPEN Anthony Allen	4	65.6 400m	0:11.19 400m	1:12.85 [9] (0:14.17)	0:58.68 [5] (0:11.92)	0:46.76 [5] (0:11.64)	0:35.12 [4] (0:11.42)	0:23.70 [4] (0:11.19)	0:12.51 [4] (0:12.51)	7.7L	0:35.12	+3
10	11	CATTRALL Jace McMurray	7	65.3 400m	0:11.17 400m	1:13.14 [10] (0:14.41)	0:58.73 [6] (0:11.96)	0:46.77 [7] (0:11.79)	0:34.98 [8] (0:11.64)	0:23.34 [9] (0:11.17)	0:12.17 [10] (0:12.17)	9.2L	0:34.98	+5

Scratched: Reign Of Power (#12), Californian (#2), Paris Affair (#6), Mr Caleb (#5)

[ ] Ranking at each section and finish  
 -:-:- No data available at this section  
 NA No data available

SCN Saddle cloth number  
 DNF Did not finish  
 DNT Did not track



# Sunshine Coast QLD Professional

## Race 7: BOLD CONSTRUCTION GROUP Class 2 Handicap - 1200m

09 February 2025 - 16:10



Track Rating: Good 4, Weather: Overcast, Rail Position: +5m Entire

Section		Overall	1000m	800m	600m	400m	200m	Last 600m					
Field Times		1:11.43 (0:13.93)	0:57.50 (0:11.31)	0:46.19 (0:11.70)	0:34.49 (0:11.83)	0:22.66 (0:11.06)	0:11.60 (0:11.60)	0:34.49					
Rank	TAB Horse/Jockey	Barrier	Top Speed [km/h]	Fastest Section	Margin	Distance Travelled [m]							
11	13 WHISKY TRAIN Jake Bayliss	8	65.5 400m	0:11.14 400m	1:13.48 [11] (0:14.70)	0:58.78 [10] (0:11.98)	0:46.80 [10] (0:11.77)	0:35.03 [10] (0:11.39)	0:23.64 [10] (0:11.14)	0:12.50 [11] (0:12.50)	11L	0:35.03	+4

Scratched: Reign Of Power (#12), Californian (#2), Paris Affair (#6), Mr Caleb (#5)

[ ] Ranking at each section and finish  
 -:-:- No data available at this section  
 NA No data available

SCN Saddle cloth number  
 DNF Did not finish  
 DNT Did not track



Horse/Jockey Name	Keep Safe
Final Rank	1
Fastest Section Time (Section)	0:10.96 (400m)
Top Speed [km/h] (Section)	66.5 (400m)
Race State	Finished



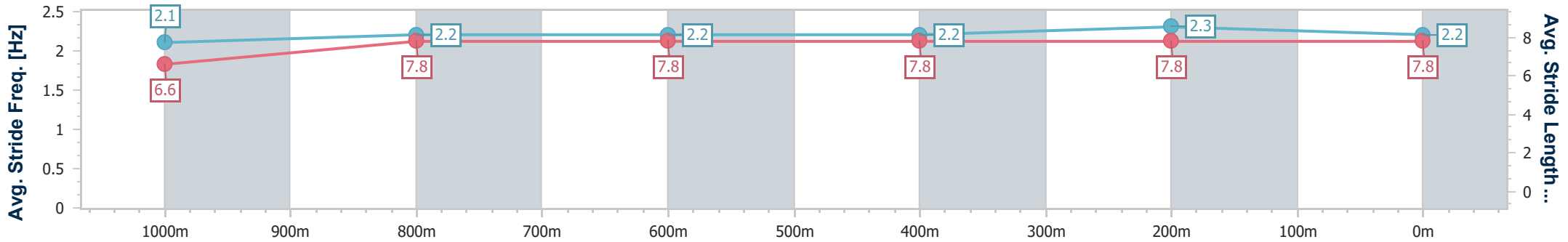
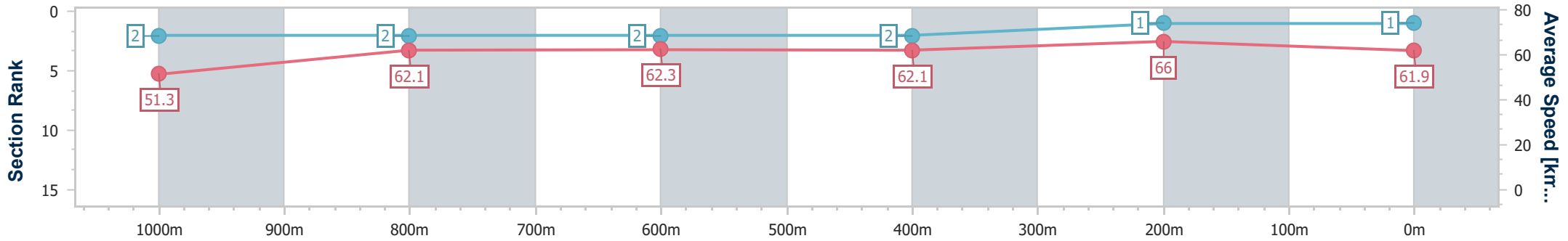
Sunshine Coast QLD Professional  
Race 7: BOLD CONSTRUCTION GROUP Class 2 Handicap - 1200m



09 February 2025 - 16:10

Track Rating: Good 4, Weather: Overcast, Rail Position: +5m Entire

Section	Overall	1000m	800m	600m	400m	200m
Section Times	1:11.43 [1] (0:14.02)	0:57.41 [2] (0:11.65)	0:45.76 [2] (0:11.62)	0:34.14 [2] (0:11.58)	0:22.56 [2] (0:10.96)	0:11.60 [1] (0:11.60)
Average Speed [km/h]	51.3	62.1	62.3	62.1	66.0	61.9
Top Speed [km/h]	62.7	62.9	63.5	64.4	66.5	65.2
Avg. Dist. to Rail [m]	9.4	2.8	0.6	0.3	4.4	5.7
Avg. Stride Freq. [Hz]	2.1	2.2	2.2	2.2	2.3	2.2
Avg. Stride Length [m]	6.6	7.8	7.8	7.8	7.8	7.8



- [ ] Ranking at each section and finish
- .-.- No data available at this section
- NA No data available





Horse/Jockey Name	Aquaholic
Final Rank	2
Fastest Section Time (Section)	0:11.08 (400m)
Top Speed [km/h] (Section)	65.9 (400m)
Race State	Finished



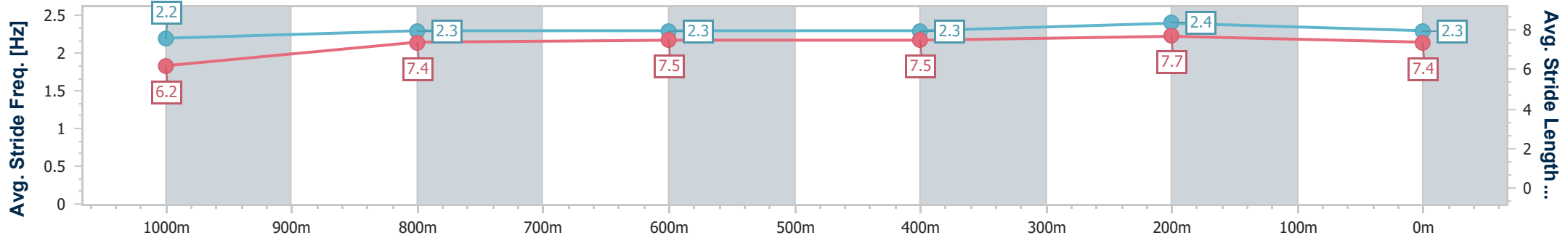
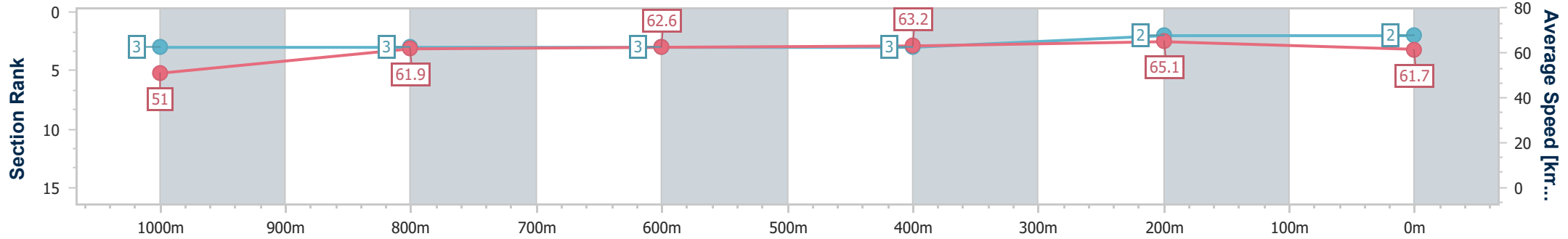
Sunshine Coast QLD Professional  
Race 7: BOLD CONSTRUCTION GROUP Class 2 Handicap - 1200m



09 February 2025 - 16:10

Track Rating: Good 4, Weather: Overcast, Rail Position: +5m Entire

Section	Overall	1000m	800m	600m	400m	200m
Section Times	1:11.84 [2] (0:14.10)	0:57.74 [3] (0:11.73)	0:46.01 [3] (0:11.72)	0:34.29 [3] (0:11.51)	0:22.78 [3] (0:11.08)	0:11.70 [2] (0:11.70)
Average Speed [km/h]	51.0	61.9	62.6	63.2	65.1	61.7
Top Speed [km/h]	62.0	62.9	63.5	65.4	65.9	64.1
Avg. Dist. to Rail [m]	4.8	2.2	2.8	2.3	5.4	6.7
Avg. Stride Freq. [Hz]	2.2	2.3	2.3	2.3	2.4	2.3
Avg. Stride Length [m]	6.2	7.4	7.5	7.5	7.7	7.4



- [ ] Ranking at each section and finish
- .-.- No data available at this section
- NA No data available



Horse/Jockey Name	The Player
Final Rank	3
Fastest Section Time (Section)	0:10.93 (400m)
Top Speed [km/h] (Section)	66.5 (400m)
Race State	Finished



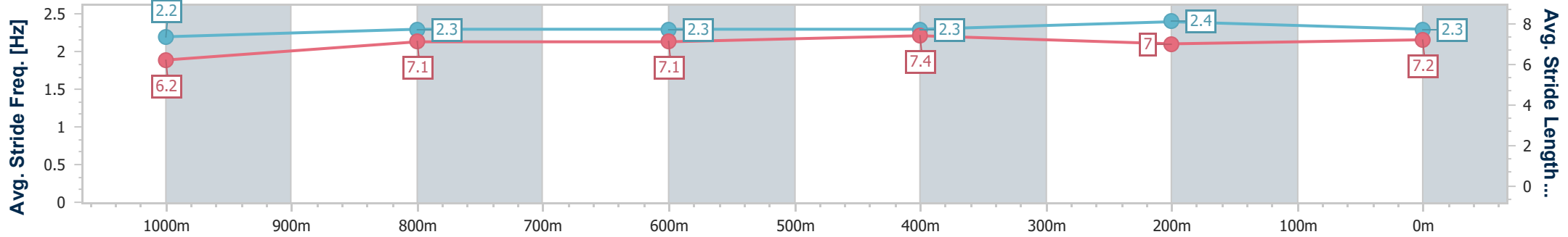
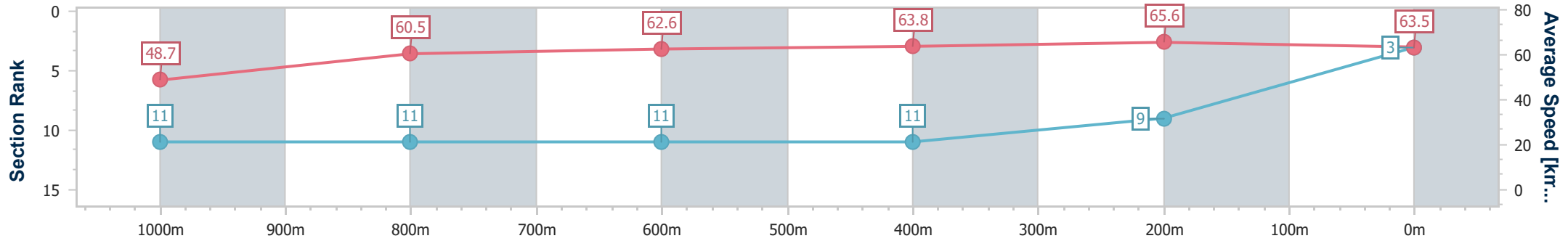
Sunshine Coast QLD Professional  
Race 7: BOLD CONSTRUCTION GROUP Class 2 Handicap - 1200m



09 February 2025 - 16:10

Track Rating: Good 4, Weather: Overcast, Rail Position: +5m Entire

Section	Overall	1000m	800m	600m	400m	200m
Section Times	1:12.26 [3] (0:14.83)	0:57.43 [11] (0:11.99)	0:45.44 [11] (0:11.68)	0:33.76 [11] (0:11.47)	0:22.29 [11] (0:10.93)	0:11.36 [9] (0:11.36)
Average Speed [km/h]	48.7	60.5	62.6	63.8	65.6	63.5
Top Speed [km/h]	61.3	61.8	64.4	65.6	66.5	65.6
Avg. Dist. to Rail [m]	3.4	4.0	2.8	2.1	5.5	8.3
Avg. Stride Freq. [Hz]	2.2	2.3	2.3	2.3	2.4	2.3
Avg. Stride Length [m]	6.2	7.1	7.1	7.4	7.0	7.2



- [ ] Ranking at each section and finish
- .-.- No data available at this section
- NA No data available



Horse/Jockey Name	Anson Bay
Final Rank	4
Fastest Section Time (Section)	0:11.31 (1000m)
Top Speed [km/h] (Section)	65.1 (Overall)
Race State	Finished



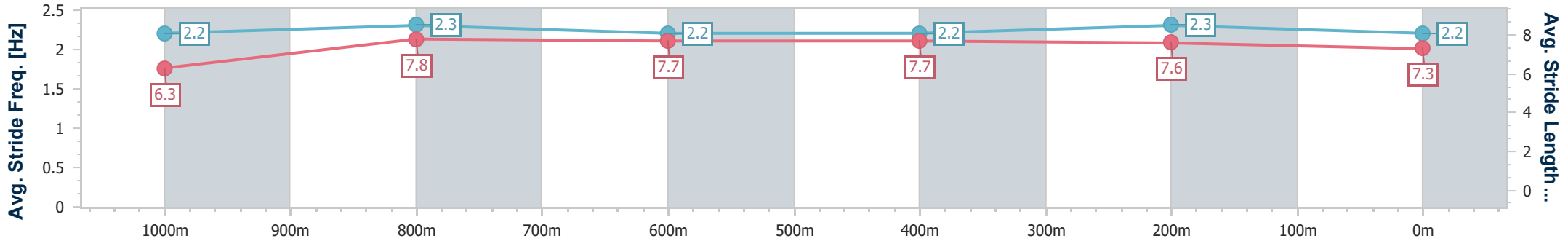
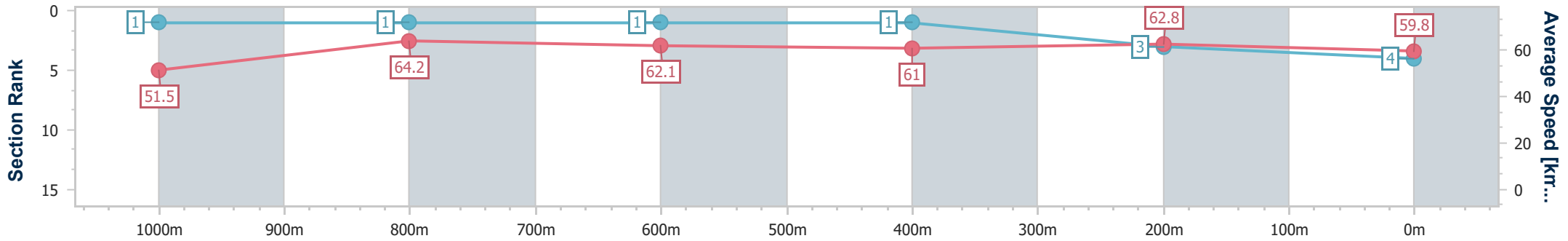
Sunshine Coast QLD Professional  
Race 7: BOLD CONSTRUCTION GROUP Class 2 Handicap - 1200m



09 February 2025 - 16:10

Track Rating: Good 4, Weather: Overcast, Rail Position: +5m Entire

Section	Overall	1000m	800m	600m	400m	200m
Section Times	1:12.28 [4] (0:13.93)	0:58.35 [1] (0:11.31)	0:47.04 [1] (0:11.70)	0:35.34 [1] (0:11.83)	0:23.51 [1] (0:11.46)	0:12.05 [3] (0:12.05)
Average Speed [km/h]	51.5	64.2	62.1	61.0	62.8	59.8
Top Speed [km/h]	65.1	64.9	62.8	62.4	64.1	61.8
Avg. Dist. to Rail [m]	9.4	2.4	1.6	0.5	3.7	5.1
Avg. Stride Freq. [Hz]	2.2	2.3	2.2	2.2	2.3	2.2
Avg. Stride Length [m]	6.3	7.8	7.7	7.7	7.6	7.3



- [ ] Ranking at each section and finish
- .-.- No data available at this section
- NA No data available



Horse/Jockey Name	Bonjour Rupert
Final Rank	5
Fastest Section Time (Section)	0:11.12 (400m)
Top Speed [km/h] (Section)	65.5 (400m)
Race State	Finished



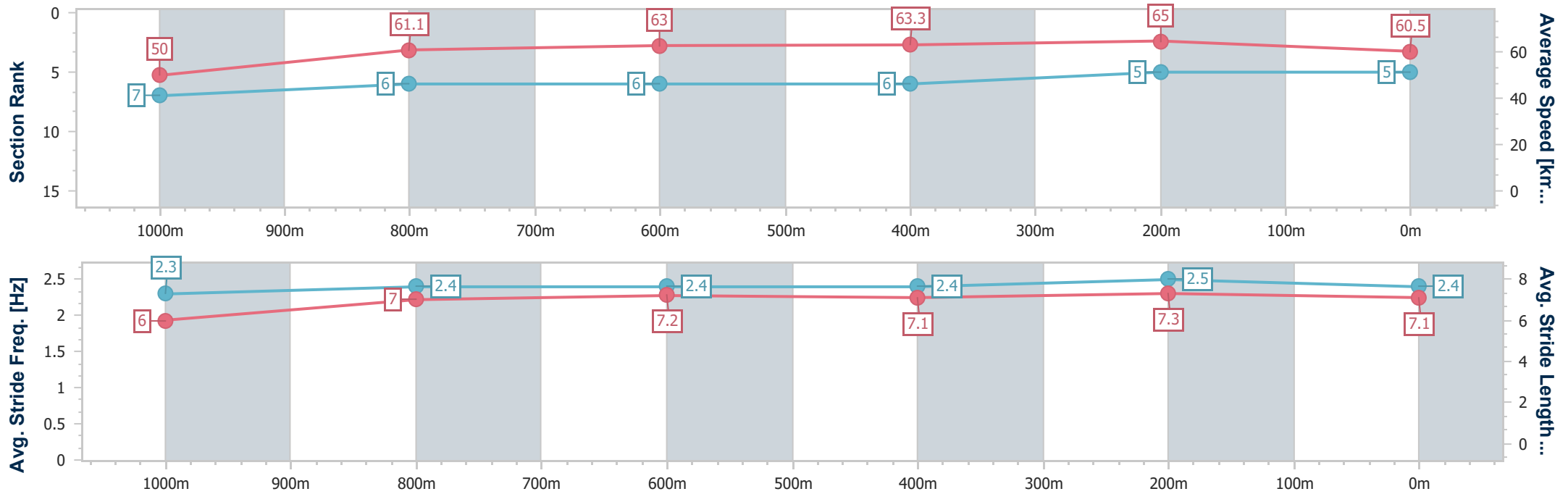
Sunshine Coast QLD Professional  
Race 7: BOLD CONSTRUCTION GROUP Class 2 Handicap - 1200m



09 February 2025 - 16:10

Track Rating: Good 4, Weather: Overcast, Rail Position: +5m Entire

Section	Overall	1000m	800m	600m	400m	200m
Section Times	1:12.30 [5] (0:14.43)	0:57.87 [7] (0:11.90)	0:45.97 [6] (0:11.55)	0:34.42 [6] (0:11.42)	0:23.00 [6] (0:11.12)	0:11.88 [5] (0:11.88)
Average Speed [km/h]	50.0	61.1	63.0	63.3	65.0	60.5
Top Speed [km/h]	61.0	62.8	64.0	64.9	65.5	63.3
Avg. Dist. to Rail [m]	6.3	3.3	1.8	1.3	3.1	5.2
Avg. Stride Freq. [Hz]	2.3	2.4	2.4	2.4	2.5	2.4
Avg. Stride Length [m]	6.0	7.0	7.2	7.1	7.3	7.1



- [ ] Ranking at each section and finish
- .-.- No data available at this section
- NA No data available



Horse/Jockey Name	Dealing's Done
Final Rank	6
Fastest Section Time (Section)	0:11.02 (400m)
Top Speed [km/h] (Section)	66.1 (400m)
Race State	Finished



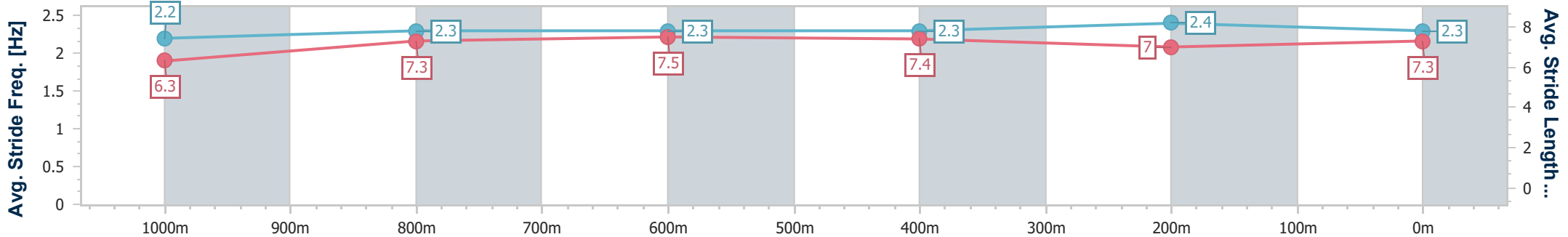
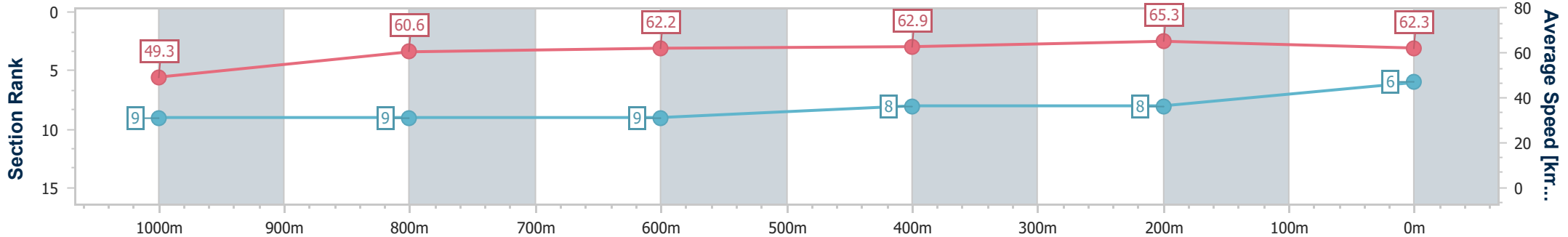
Sunshine Coast QLD Professional  
Race 7: BOLD CONSTRUCTION GROUP Class 2 Handicap - 1200m



09 February 2025 - 16:10

Track Rating: Good 4, Weather: Overcast, Rail Position: +5m Entire

Section	Overall	1000m	800m	600m	400m	200m
Section Times	1:12.32 [6] (0:14.62)	0:57.70 [9] (0:11.97)	0:45.73 [9] (0:11.71)	0:34.02 [9] (0:11.42)	0:22.60 [8] (0:11.02)	0:11.58 [8] (0:11.58)
Average Speed [km/h]	49.3	60.6	62.2	62.9	65.3	62.3
Top Speed [km/h]	62.2	62.1	63.9	65.3	66.1	64.7
Avg. Dist. to Rail [m]	5.5	3.1	1.6	0.8	0.4	0.5
Avg. Stride Freq. [Hz]	2.2	2.3	2.3	2.3	2.4	2.3
Avg. Stride Length [m]	6.3	7.3	7.5	7.4	7.0	7.3



- [ ] Ranking at each section and finish
- .-.- No data available at this section
- NA No data available



Horse/Jockey Name	Whiskey And Beer
Final Rank	7
Fastest Section Time (Section)	0:11.09 (400m)
Top Speed [km/h] (Section)	66.2 (400m)
Race State	Finished



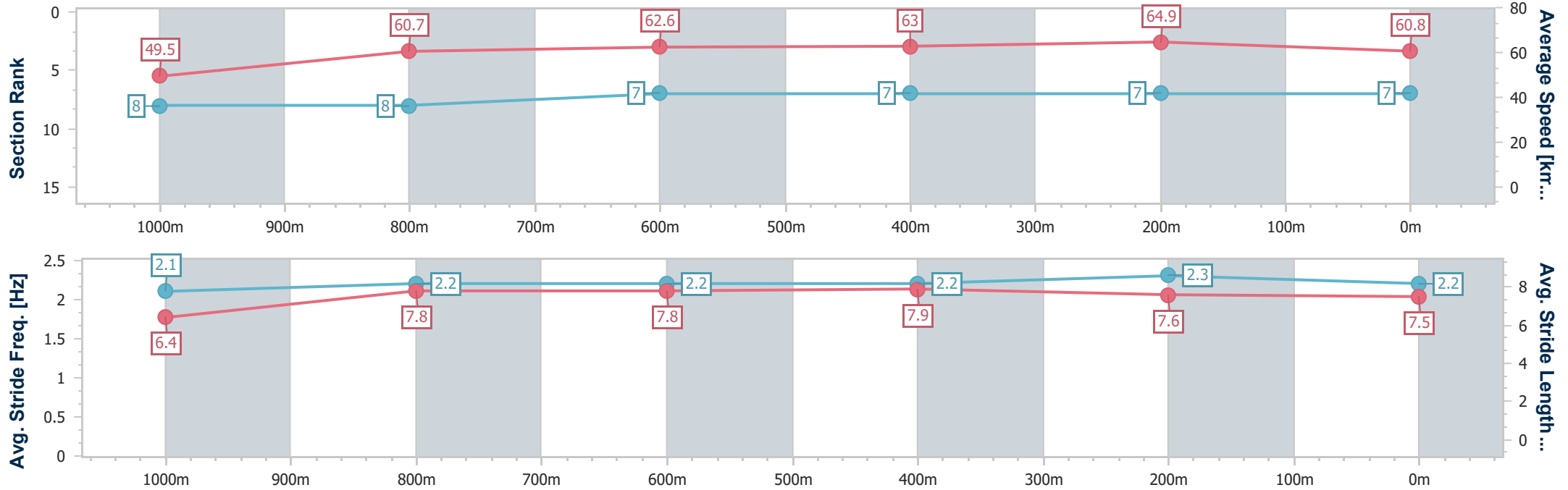
Sunshine Coast QLD Professional  
Race 7: BOLD CONSTRUCTION GROUP Class 2 Handicap - 1200m



09 February 2025 - 16:10

Track Rating: Good 4, Weather: Overcast, Rail Position: +5m Entire

Section	Overall	1000m	800m	600m	400m	200m
Section Times	1:12.47 [7] (0:14.56)	0:57.91 [8] (0:11.93)	0:45.98 [8] (0:11.61)	0:34.37 [7] (0:11.45)	0:22.92 [7] (0:11.09)	0:11.83 [7] (0:11.83)
Average Speed [km/h]	49.5	60.7	62.6	63.0	64.9	60.8
Top Speed [km/h]	62.2	62.4	64.1	64.2	66.2	63.3
Avg. Dist. to Rail [m]	3.8	2.3	1.5	0.6	0.5	0.3
Avg. Stride Freq. [Hz]	2.1	2.2	2.2	2.2	2.3	2.2
Avg. Stride Length [m]	6.4	7.8	7.8	7.9	7.6	7.5



- [ ] Ranking at each section and finish
- .-.- No data available at this section
- NA No data available



Horse/Jockey Name	Hell And Back
Final Rank	7
Fastest Section Time (Section)	0:11.22 (400m)
Top Speed [km/h] (Section)	65.1 (400m)
Race State	Finished



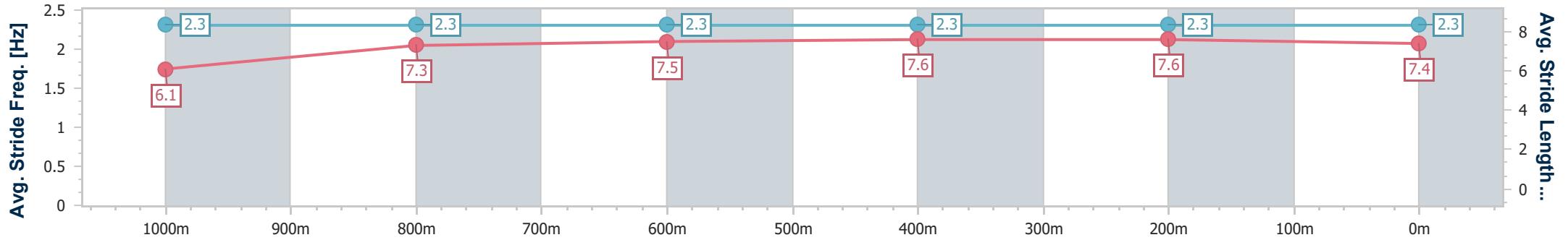
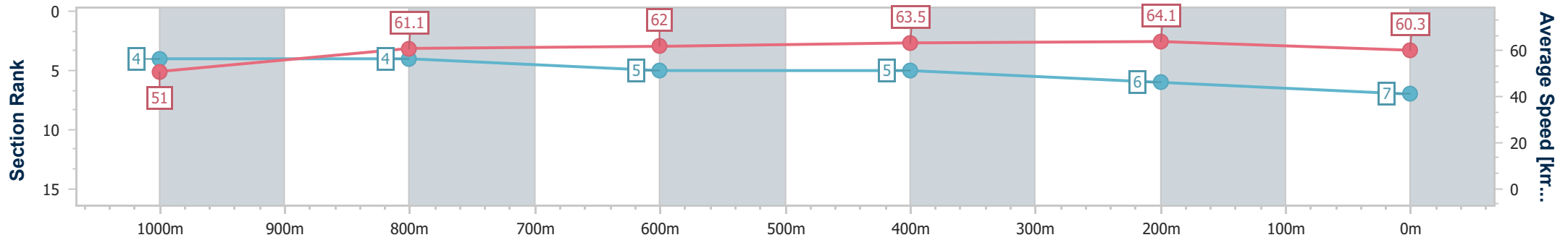
Sunshine Coast QLD Professional  
Race 7: BOLD CONSTRUCTION GROUP Class 2 Handicap - 1200m



09 February 2025 - 16:10

Track Rating: Good 4, Weather: Overcast, Rail Position: +5m Entire

Section	Overall	1000m	800m	600m	400m	200m
Section Times	1:12.47 [7] (0:14.14)	0:58.33 [4] (0:11.89)	0:46.44 [4] (0:11.76)	0:34.68 [5] (0:11.48)	0:23.20 [5] (0:11.22)	0:11.98 [6] (0:11.98)
Average Speed [km/h]	51.0	61.1	62.0	63.5	64.1	60.3
Top Speed [km/h]	61.8	63.0	63.3	64.6	65.1	62.8
Avg. Dist. to Rail [m]	10.3	3.2	2.3	2.0	4.0	6.0
Avg. Stride Freq. [Hz]	2.3	2.3	2.3	2.3	2.3	2.3
Avg. Stride Length [m]	6.1	7.3	7.5	7.6	7.6	7.4



- [ ] Ranking at each section and finish
- .-.- No data available at this section
- NA No data available



Horse/Jockey Name	Shore To Happen
Final Rank	9
Fastest Section Time (Section)	0:11.19 (400m)
Top Speed [km/h] (Section)	65.6 (400m)
Race State	Finished



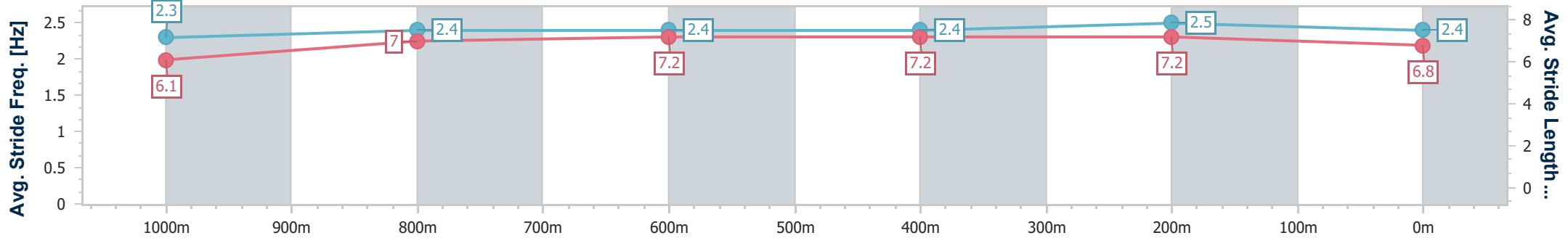
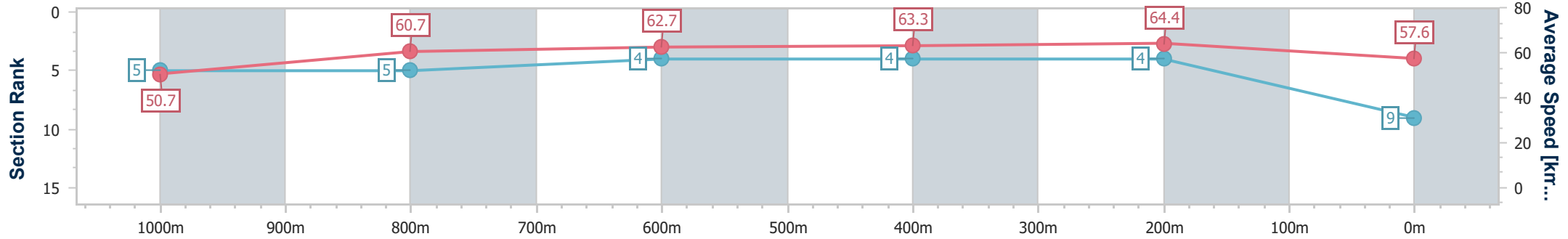
Sunshine Coast QLD Professional  
 Race 7: BOLD CONSTRUCTION GROUP Class 2 Handicap - 1200m



09 February 2025 - 16:10

Track Rating: Good 4, Weather: Overcast, Rail Position: +5m Entire

Section	Overall	1000m	800m	600m	400m	200m
Section Times	1:12.85 [9] (0:14.17)	0:58.68 [5] (0:11.92)	0:46.76 [5] (0:11.64)	0:35.12 [4] (0:11.42)	0:23.70 [4] (0:11.19)	0:12.51 [4] (0:12.51)
Average Speed [km/h]	50.7	60.7	62.7	63.3	64.4	57.6
Top Speed [km/h]	63.6	63.6	63.8	64.5	65.6	61.2
Avg. Dist. to Rail [m]	5.5	2.6	1.9	0.8	1.7	2.8
Avg. Stride Freq. [Hz]	2.3	2.4	2.4	2.4	2.5	2.4
Avg. Stride Length [m]	6.1	7.0	7.2	7.2	7.2	6.8



- [ ] Ranking at each section and finish
- .-.- No data available at this section
- NA No data available





Horse/Jockey Name	Catrall
Final Rank	10
Fastest Section Time (Section)	0:11.17 (400m)
Top Speed [km/h] (Section)	65.3 (400m)
Race State	Finished



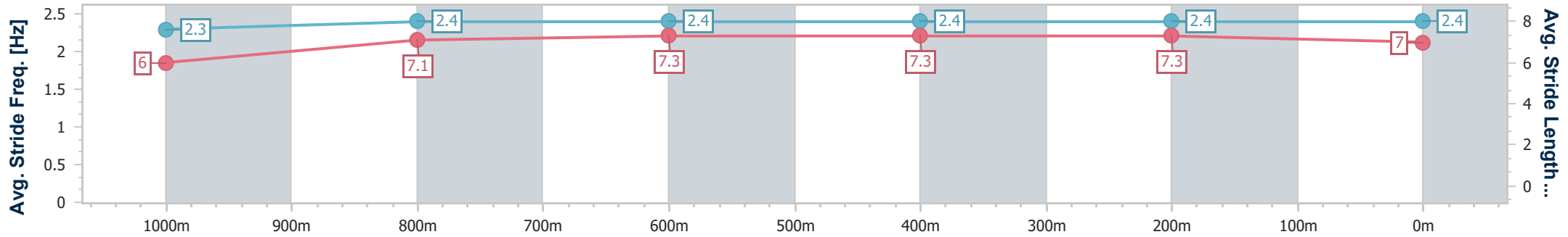
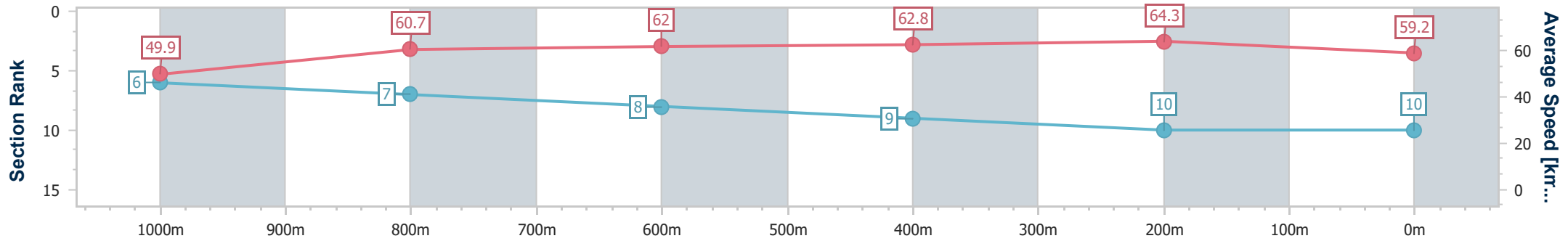
Sunshine Coast QLD Professional  
Race 7: BOLD CONSTRUCTION GROUP Class 2 Handicap - 1200m



09 February 2025 - 16:10

Track Rating: Good 4, Weather: Overcast, Rail Position: +5m Entire

Section	Overall	1000m	800m	600m	400m	200m
Section Times	1:13.14 [10] (0:14.41)	0:58.73 [6] (0:11.96)	0:46.77 [7] (0:11.79)	0:34.98 [8] (0:11.64)	0:23.34 [9] (0:11.17)	0:12.17 [10] (0:12.17)
Average Speed [km/h]	49.9	60.7	62.0	62.8	64.3	59.2
Top Speed [km/h]	62.2	61.8	63.5	63.4	65.3	63.8
Avg. Dist. to Rail [m]	6.9	3.5	2.5	2.2	4.1	4.2
Avg. Stride Freq. [Hz]	2.3	2.4	2.4	2.4	2.4	2.4
Avg. Stride Length [m]	6.0	7.1	7.3	7.3	7.3	7.0



- [ ] Ranking at each section and finish
- .-.- No data available at this section
- NA No data available



Horse/Jockey Name	Whisky Train
Final Rank	11
Fastest Section Time (Section)	0:11.14 (400m)
Top Speed [km/h] (Section)	65.5 (400m)
Race State	Finished



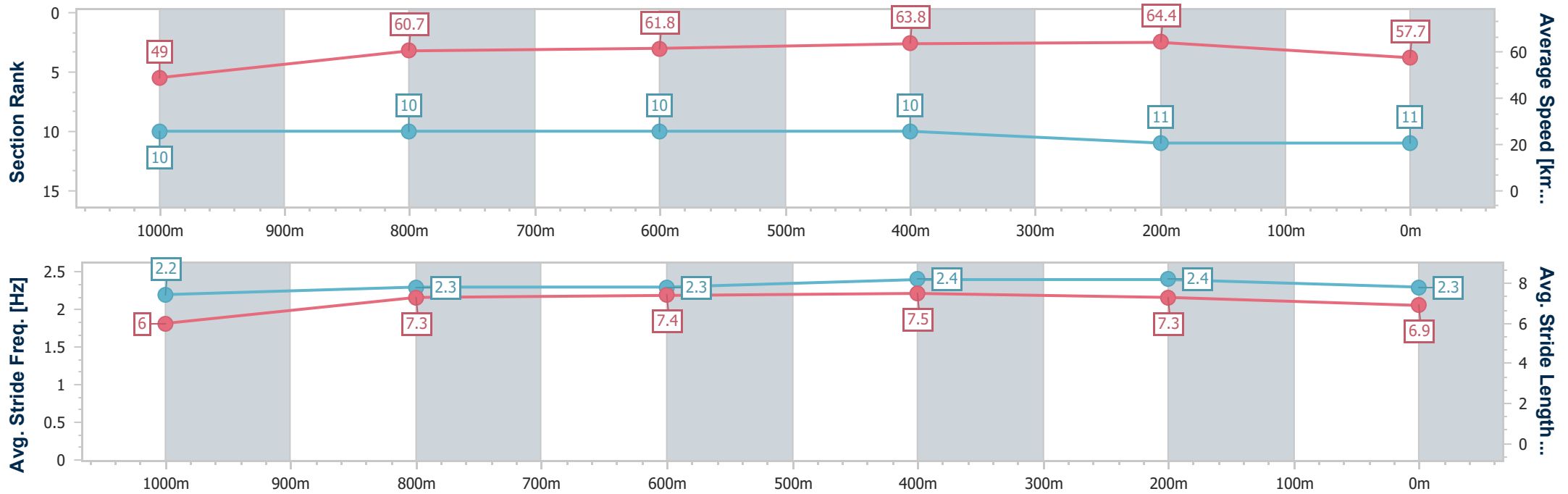
Sunshine Coast QLD Professional  
Race 7: BOLD CONSTRUCTION GROUP Class 2 Handicap - 1200m



09 February 2025 - 16:10

Track Rating: Good 4, Weather: Overcast, Rail Position: +5m Entire

Section	Overall	1000m	800m	600m	400m	200m
Section Times	1:13.48 [11] (0:14.70)	0:58.78 [10] (0:11.98)	0:46.80 [10] (0:11.77)	0:35.03 [10] (0:11.39)	0:23.64 [10] (0:11.14)	0:12.50 [11] (0:12.50)
Average Speed [km/h]	49.0	60.7	61.8	63.8	64.4	57.7
Top Speed [km/h]	61.1	61.3	63.2	65.2	65.5	62.9
Avg. Dist. to Rail [m]	7.6	3.3	1.8	1.5	5.5	6.0
Avg. Stride Freq. [Hz]	2.2	2.3	2.3	2.4	2.4	2.3
Avg. Stride Length [m]	6.0	7.3	7.4	7.5	7.3	6.9



- [ ] Ranking at each section and finish
- .-.- No data available at this section
- NA No data available



# Sunshine Coast QLD Professional

## Race 8: TAB BENCHMARK 58 Handicap - 1600m



09 February 2025 - 16:45

Track Rating: Good 4, Weather: Overcast, Rail Position: +5m Entire

Section		Overall	1400m	1200m	1000m	800m	600m	400m	Last 600m				
Field Times		1:37.66 (0:13.15)	1:24.51 (0:11.02)	1:13.49 (0:12.07)	1:01.42 (0:12.68)	0:48.74 (0:12.59)	0:36.15 (0:12.39)	0:23.76 (0:11.87)	0:36.15				
Rank	TAB Horse/Jockey	Barrier	Top Speed [km/h]	Fastest Section									Distance Travelled [m]
1	2 <b>KILNA</b> Jasper Franklin	5	64.4 400m	0:11.39 400m	1:37.66 [1] (0:13.88)	1:23.78 [10] (0:11.57)	1:12.21 [10] (0:12.10)	1:00.11 [10] (0:12.50)	0:47.61 [10] (0:12.40)	0:35.21 [10] (0:11.93)	0:23.28 [7] (0:11.39)	0:35.21	
2	5 <b>SEERESS</b> Dan McGillivray	7	67.6 Overall	0:11.35 1400m	1:38.21 [2] (0:13.36)	1:24.85 [5] (0:11.35)	1:13.50 [5] (0:11.94)	1:01.56 [5] (0:12.51)	0:49.05 [5] (0:12.84)	0:36.21 [5] (0:12.20)	0:24.01 [4] (0:11.68)	0:36.21	-3
3	3 <b>CHANCE WITH WOLVES</b> Jai Williams	4	67.3 1400m	0:11.25 1400m	1:38.23 [3] (0:13.34)	1:24.89 [4] (0:11.25)	1:13.64 [4] (0:11.86)	1:01.78 [4] (0:12.59)	0:49.19 [3] (0:12.76)	0:36.43 [3] (0:12.27)	0:24.16 [3] (0:11.85)	0:36.43	-7
4	11 <b>LASQUETI BOOM</b> Taylor Marshall	1	64.9 Overall	0:11.60 400m	1:38.28 [4] (0:13.60)	1:24.68 [7] (0:11.64)	1:13.04 [8] (0:11.97)	1:01.07 [9] (0:12.38)	0:48.69 [7] (0:12.71)	0:35.98 [8] (0:12.00)	0:23.98 [5] (0:11.60)	0:35.98	-7
5	8 <b>EIGHT CYLINDERS</b> Georgina Cartwright	9	67.9 1400m	0:11.23 1400m	1:38.83 [5] (0:13.24)	1:25.59 [3] (0:11.23)	1:14.36 [3] (0:11.96)	1:02.40 [3] (0:12.69)	0:49.71 [4] (0:12.68)	0:37.03 [2] (0:12.20)	0:24.83 [2] (0:11.94)	0:37.03	+1
6	12 <b>PAULI</b> Adam Spinks	3	65.5 Overall	0:11.62 1400m	1:38.90 [6] (0:13.39)	1:25.51 [6] (0:11.62)	1:13.89 [6] (0:11.92)	1:01.97 [6] (0:12.52)	0:49.45 [6] (0:12.69)	0:36.76 [6] (0:12.24)	0:24.52 [8] (0:11.76)	0:36.76	-2
7	7 <b>ATLANTIC ROYAL</b> Jake Bayliss	6	65.5 Overall	0:11.62 1400m	1:39.06 [7] (0:13.79)	1:25.27 [9] (0:11.62)	1:13.65 [9] (0:11.72)	1:01.93 [7] (0:12.46)	0:49.47 [8] (0:12.65)	0:36.82 [7] (0:12.13)	0:24.69 [6] (0:11.87)	0:36.82	-1
8	9 <b>GULF OF SIDRA</b> Olivia Kendal	2	64.0 1400m	0:11.52 1400m	1:39.08 [8] (0:13.68)	1:25.40 [8] (0:11.52)	1:13.88 [7] (0:11.97)	1:01.91 [8] (0:12.62)	0:49.29 [9] (0:12.66)	0:36.63 [9] (0:12.22)	0:24.41 [9] (0:11.77)	0:36.63	-3
9	4 <b>DECRYPT</b> Ryan Wiggins	10	69.1 1400m	0:11.02 1400m	1:40.04 [9] (0:13.15)	1:26.89 [2] (0:11.02)	1:15.87 [2] (0:12.07)	1:03.80 [2] (0:12.68)	0:51.12 [2] (0:12.59)	0:38.53 [1] (0:12.39)	0:26.14 [1] (0:12.50)	0:38.53	-5

Did Not Finish: Mussel Lines (#15)

Scratched: Kasear (#13), Sujeed (#1), Hurricane Rosie (#6), Prophet Of Boom (#14), Lupine (#10)

[ ] Ranking at each section and finish  
 -:-:- No data available at this section  
 NA No data available

SCN Saddle cloth number  
 DNF Did not finish  
 DNT Did not track



# Sunshine Coast QLD Professional

## Race 8: TAB BENCHMARK 58 Handicap - 1600m

09 February 2025 - 16:45



Track Rating: Good 4, Weather: Overcast, Rail Position: +5m Entire

Section				200m				Last 600m	
Field Times				0:11.89 (0:11.89)				0:36.15	
Rank	TAB	Horse/Jockey	Barrier	Top Speed [km/h]	Fastest Section	Margin			Distance Travelled [m]
1	2	<b>KILNA</b> Jasper Franklin	5	64.4 400m	0:11.39 400m	0:11.89 [1] (0:11.89)	1:37.67		0:35.21
2	5	<b>SEERESS</b> Dan McGillivray	7	67.6 Overall	0:11.35 1400m	0:12.33 [2] (0:12.33)	3L		0:36.21 -3
3	3	<b>CHANCE WITH WOLVES</b> Jai Williams	4	67.3 1400m	0:11.25 1400m	0:12.31 [4] (0:12.31)	3.1L		0:36.43 -7
4	11	<b>LASQUETI BOOM</b> Taylor Marshall	1	64.9 Overall	0:11.60 400m	0:12.38 [3] (0:12.38)	3.3L		0:35.98 -7
5	8	<b>EIGHT CYLINDERS</b> Georgina Cartwright	9	67.9 1400m	0:11.23 1400m	0:12.89 [5] (0:12.89)	6.3L		0:37.03 +1
6	12	<b>PAULI</b> Adam Spinks	3	65.5 Overall	0:11.62 1400m	0:12.76 [6] (0:12.76)	6.6L		0:36.76 -2
7	7	<b>ATLANTIC ROYAL</b> Jake Bayliss	6	65.5 Overall	0:11.62 1400m	0:12.82 [7] (0:12.82)	7.4L		0:36.82 -1
8	9	<b>GULF OF SIDRA</b> Olivia Kendal	2	64.0 1400m	0:11.52 1400m	0:12.64 [9] (0:12.64)	7.5L		0:36.63 -3
9	4	<b>DECRYPT</b> Ryan Wiggins	10	69.1 1400m	0:11.02 1400m	0:13.64 [8] (0:13.64)	13L		0:38.53 -5

Did Not Finish: Mussel Lines (#15)

Scratched: Kasear (#13), Sujeed (#1), Hurricane Rosie (#6), Prophet Of Boom (#14), Lupine (#10)

[ ] Ranking at each section and finish  
 -:-:- No data available at this section  
 NA No data available

SCN Saddle cloth number  
 DNF Did not finish  
 DNT Did not track



Horse/Jockey Name	Kilna
Final Rank	1
Fastest Section Time (Section)	0:11.39 (400m)
Top Speed [km/h] (Section)	64.4 (400m)
Race State	Finished



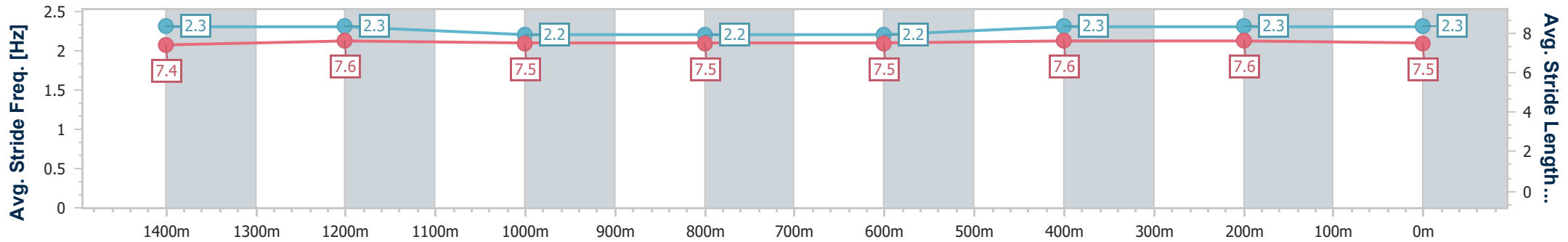
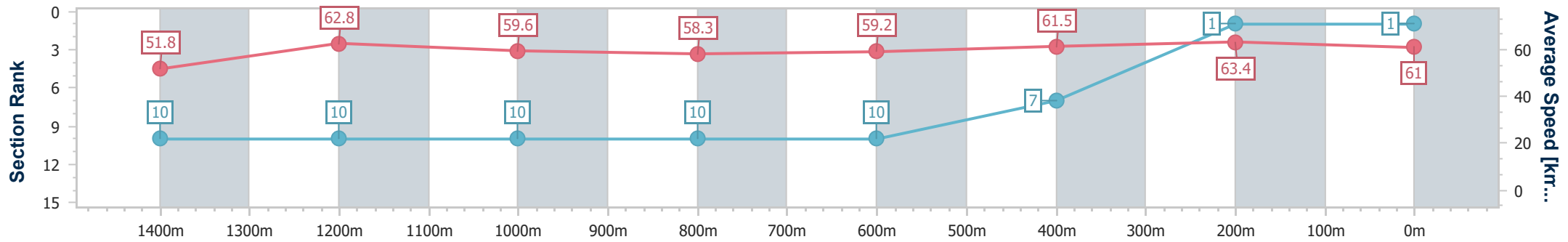
Sunshine Coast QLD Professional  
Race 8: TAB BENCHMARK 58 Handicap - 1600m



09 February 2025 - 16:45

Track Rating: Good 4, Weather: Overcast, Rail Position: +5m Entire

Section	Overall	1400m	1200m	1000m	800m	600m	400m	200m
Section Times	1:37.66 [1] (0:13.88)	1:23.78 [10] (0:11.57)	1:12.21 [10] (0:12.10)	1:00.11 [10] (0:12.50)	0:47.61 [10] (0:12.40)	0:35.21 [10] (0:11.93)	0:23.28 [7] (0:11.39)	0:11.89 [1] (0:11.89)
Average Speed [km/h]	51.8	62.8	59.6	58.3	59.2	61.5	63.4	61.0
Top Speed [km/h]	63.4	63.5	61.3	60.7	60.1	62.7	64.4	61.7
Avg. Dist. to Rail [m]	6.2	3.0	3.1	3.6	3.1	3.7	7.2	7.7
Avg. Stride Freq. [Hz]	2.3	2.3	2.2	2.2	2.2	2.3	2.3	2.3
Avg. Stride Length [m]	7.4	7.6	7.5	7.5	7.5	7.6	7.6	7.5



- [ ] Ranking at each section and finish
- .-.- No data available at this section
- NA No data available



Horse/Jockey Name	Seeress
Final Rank	2
Fastest Section Time (Section)	0:11.35 (1400m)
Top Speed [km/h] (Section)	67.6 (Overall)
Race State	Finished



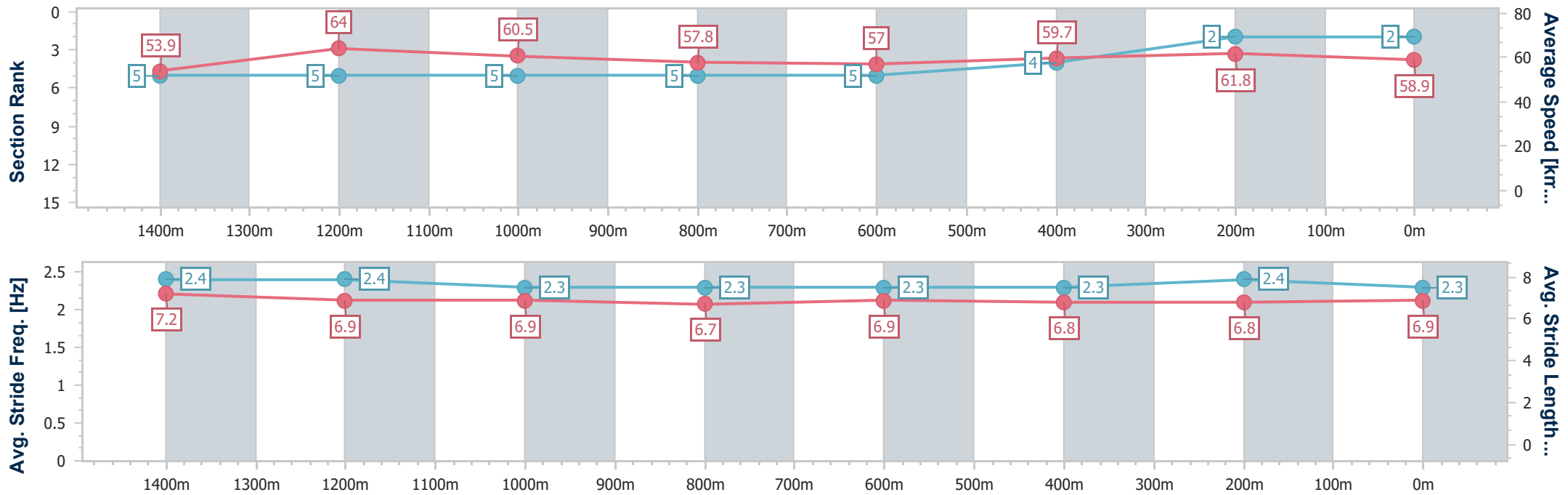
Sunshine Coast QLD Professional  
Race 8: TAB BENCHMARK 58 Handicap - 1600m



09 February 2025 - 16:45

Track Rating: Good 4, Weather: Overcast, Rail Position: +5m Entire

Section	Overall	1400m	1200m	1000m	800m	600m	400m	200m
Section Times	1:38.21 [2] (0:13.36)	1:24.85 [5] (0:11.35)	1:13.50 [5] (0:11.94)	1:01.56 [5] (0:12.51)	0:49.05 [5] (0:12.84)	0:36.21 [5] (0:12.20)	0:24.01 [4] (0:11.68)	0:12.33 [2] (0:12.33)
Average Speed [km/h]	53.9	64.0	60.5	57.8	57.0	59.7	61.8	58.9
Top Speed [km/h]	67.6	66.9	62.0	58.7	58.3	61.9	62.2	60.8
Avg. Dist. to Rail [m]	7.3	3.7	2.8	2.3	2.5	2.2	2.6	4.4
Avg. Stride Freq. [Hz]	2.4	2.4	2.3	2.3	2.3	2.3	2.4	2.3
Avg. Stride Length [m]	7.2	6.9	6.9	6.7	6.9	6.8	6.8	6.9



- [ ] Ranking at each section and finish
- .-.- No data available at this section
- NA No data available



Horse/Jockey Name	Chance With Wolves
Final Rank	3
Fastest Section Time (Section)	0:11.25 (1400m)
Top Speed [km/h] (Section)	67.3 (1400m)
Race State	Finished



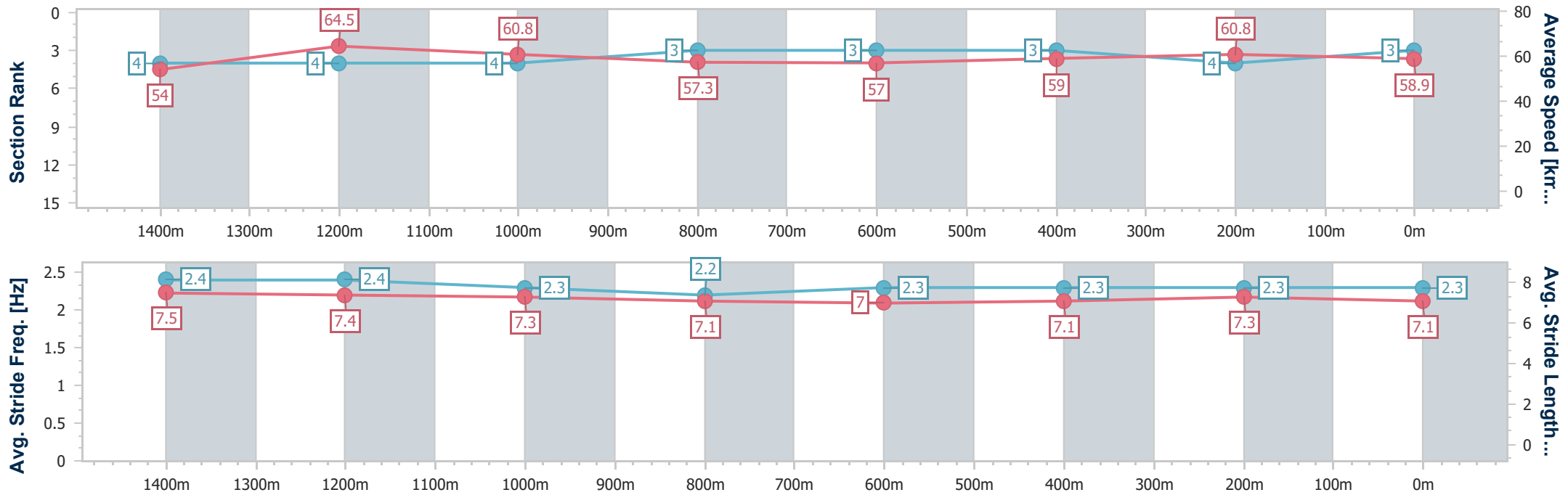
Sunshine Coast QLD Professional  
Race 8: TAB BENCHMARK 58 Handicap - 1600m



09 February 2025 - 16:45

Track Rating: Good 4, Weather: Overcast, Rail Position: +5m Entire

Section	Overall	1400m	1200m	1000m	800m	600m	400m	200m
Section Times	1:38.23 [3] (0:13.34)	1:24.89 [4] (0:11.25)	1:13.64 [4] (0:11.86)	1:01.78 [4] (0:12.59)	0:49.19 [3] (0:12.76)	0:36.43 [3] (0:12.27)	0:24.16 [3] (0:11.85)	0:12.31 [4] (0:12.31)
Average Speed [km/h]	54.0	64.5	60.8	57.3	57.0	59.0	60.8	58.9
Top Speed [km/h]	66.5	67.3	62.4	59.3	58.8	59.8	61.9	60.2
Avg. Dist. to Rail [m]	5.7	2.8	2.2	1.8	1.4	1.0	1.1	2.5
Avg. Stride Freq. [Hz]	2.4	2.4	2.3	2.2	2.3	2.3	2.3	2.3
Avg. Stride Length [m]	7.5	7.4	7.3	7.1	7.0	7.1	7.3	7.1



- [ ] Ranking at each section and finish
- .-.- No data available at this section
- NA No data available



Horse/Jockey Name	Lasqueti Boom
Final Rank	4
Fastest Section Time (Section)	0:11.60 (400m)
Top Speed [km/h] (Section)	64.9 (Overall)
Race State	Finished



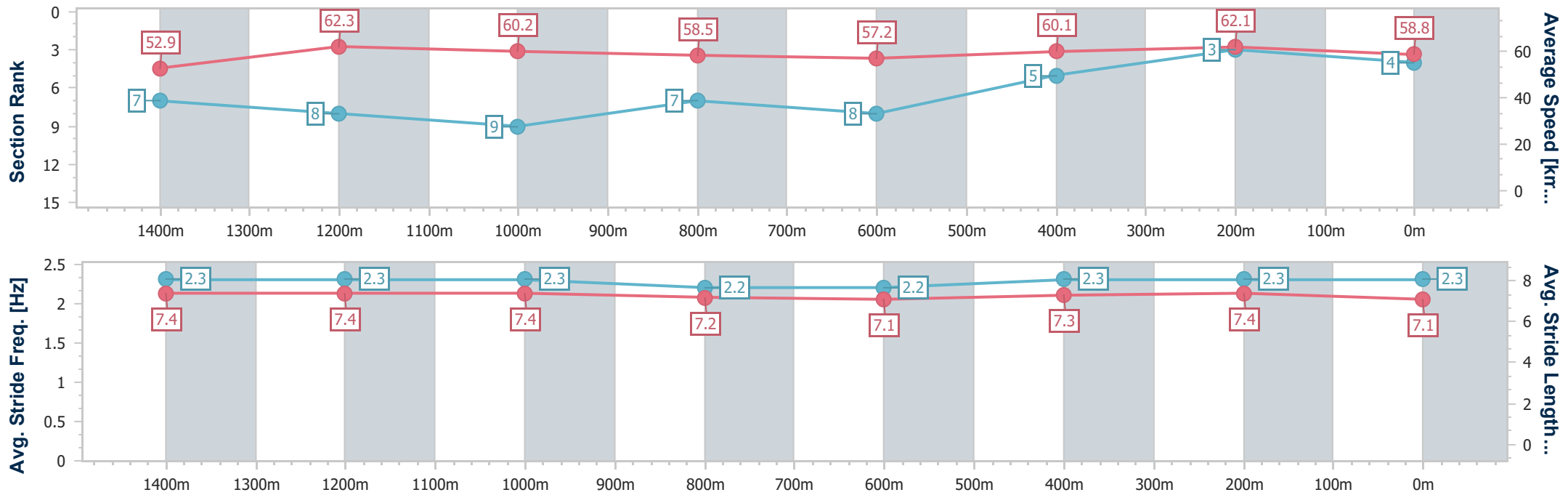
Sunshine Coast QLD Professional  
Race 8: TAB BENCHMARK 58 Handicap - 1600m



09 February 2025 - 16:45

Track Rating: Good 4, Weather: Overcast, Rail Position: +5m Entire

Section	Overall	1400m	1200m	1000m	800m	600m	400m	200m
Section Times	1:38.28 [4] (0:13.60)	1:24.68 [7] (0:11.64)	1:13.04 [8] (0:11.97)	1:01.07 [9] (0:12.38)	0:48.69 [7] (0:12.71)	0:35.98 [8] (0:12.00)	0:23.98 [5] (0:11.60)	0:12.38 [3] (0:12.38)
Average Speed [km/h]	52.9	62.3	60.2	58.5	57.2	60.1	62.1	58.8
Top Speed [km/h]	64.9	63.1	61.7	61.3	58.7	62.5	62.8	60.8
Avg. Dist. to Rail [m]	3.3	2.4	2.3	2.1	1.5	1.0	0.6	0.7
Avg. Stride Freq. [Hz]	2.3	2.3	2.3	2.2	2.2	2.3	2.3	2.3
Avg. Stride Length [m]	7.4	7.4	7.4	7.2	7.1	7.3	7.4	7.1



- [ ] Ranking at each section and finish
- .-.- No data available at this section
- NA No data available





Horse/Jockey Name	Eight Cylinders
Final Rank	5
Fastest Section Time (Section)	0:11.23 (1400m)
Top Speed [km/h] (Section)	67.9 (1400m)
Race State	Finished



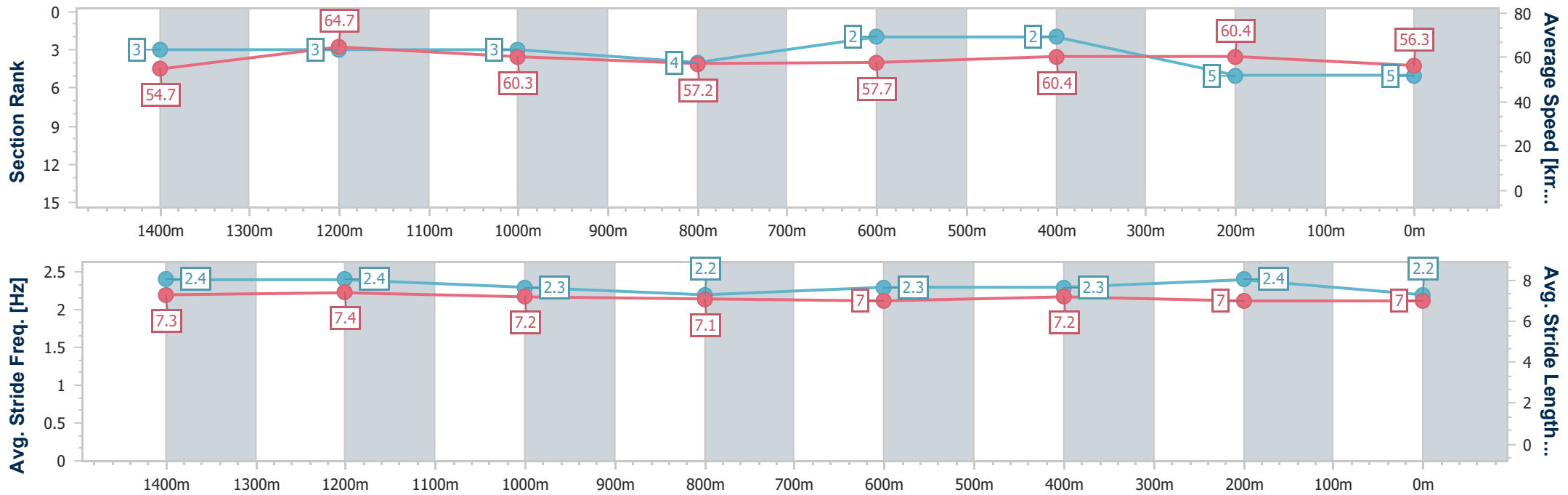
Sunshine Coast QLD Professional  
Race 8: TAB BENCHMARK 58 Handicap - 1600m



09 February 2025 - 16:45

Track Rating: Good 4, Weather: Overcast, Rail Position: +5m Entire

Section	Overall	1400m	1200m	1000m	800m	600m	400m	200m
Section Times	1:38.83 [5] (0:13.24)	1:25.59 [3] (0:11.23)	1:14.36 [3] (0:11.96)	1:02.40 [3] (0:12.69)	0:49.71 [4] (0:12.68)	0:37.03 [2] (0:12.20)	0:24.83 [2] (0:11.94)	0:12.89 [5] (0:12.89)
Average Speed [km/h]	54.7	64.7	60.3	57.2	57.7	60.4	60.4	56.3
Top Speed [km/h]	67.6	67.9	62.4	58.5	59.1	62.1	62.1	59.4
Avg. Dist. to Rail [m]	9.3	4.4	4.0	2.8	2.9	4.1	5.5	5.6
Avg. Stride Freq. [Hz]	2.4	2.4	2.3	2.2	2.3	2.3	2.4	2.2
Avg. Stride Length [m]	7.3	7.4	7.2	7.1	7.0	7.2	7.0	7.0



- [ ] Ranking at each section and finish
- .-.- No data available at this section
- NA No data available



Horse/Jockey Name	Pauli
Final Rank	6
Fastest Section Time (Section)	0:11.62 (1400m)
Top Speed [km/h] (Section)	65.5 (Overall)
Race State	Finished



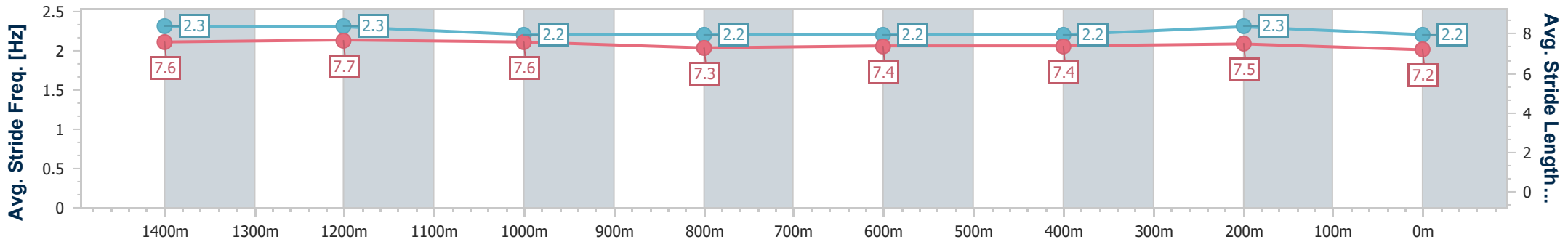
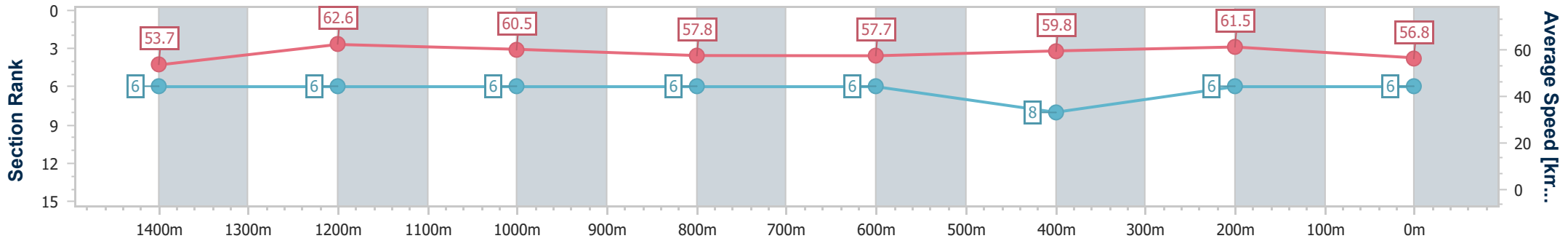
Sunshine Coast QLD Professional  
Race 8: TAB BENCHMARK 58 Handicap - 1600m



09 February 2025 - 16:45

Track Rating: Good 4, Weather: Overcast, Rail Position: +5m Entire

Section	Overall	1400m	1200m	1000m	800m	600m	400m	200m
Section Times	1:38.90 [6] (0:13.39)	1:25.51 [6] (0:11.62)	1:13.89 [6] (0:11.92)	1:01.97 [6] (0:12.52)	0:49.45 [6] (0:12.69)	0:36.76 [6] (0:12.24)	0:24.52 [8] (0:11.76)	0:12.76 [6] (0:12.76)
Average Speed [km/h]	53.7	62.6	60.5	57.8	57.7	59.8	61.5	56.8
Top Speed [km/h]	65.5	64.2	61.2	60.9	59.0	61.3	62.7	59.0
Avg. Dist. to Rail [m]	4.5	2.5	2.7	2.6	2.9	3.2	6.1	7.4
Avg. Stride Freq. [Hz]	2.3	2.3	2.2	2.2	2.2	2.2	2.3	2.2
Avg. Stride Length [m]	7.6	7.7	7.6	7.3	7.4	7.4	7.5	7.2



- [ ] Ranking at each section and finish
- .-.- No data available at this section
- NA No data available



Horse/Jockey Name	Atlantic Royal
Final Rank	7
Fastest Section Time (Section)	0:11.62 (1400m)
Top Speed [km/h] (Section)	65.5 (Overall)
Race State	Finished



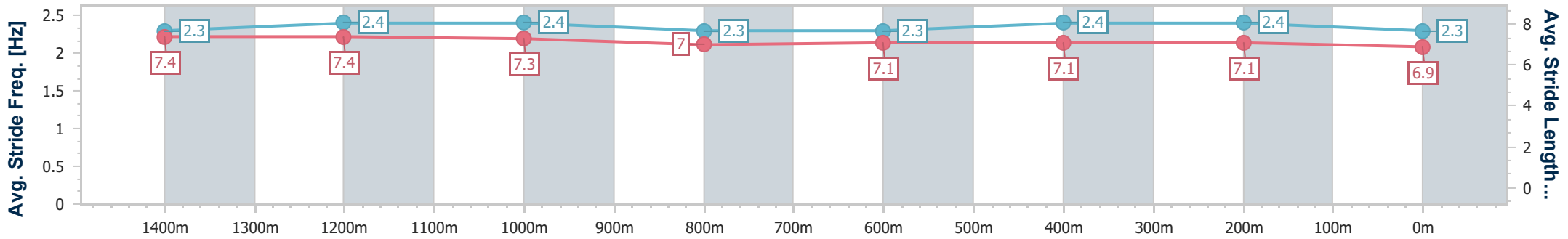
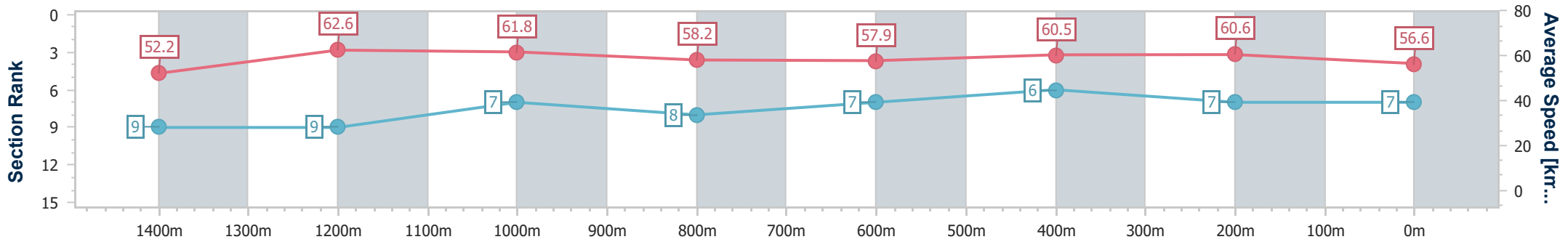
Sunshine Coast QLD Professional  
Race 8: TAB BENCHMARK 58 Handicap - 1600m



09 February 2025 - 16:45

Track Rating: Good 4, Weather: Overcast, Rail Position: +5m Entire

Section	Overall	1400m	1200m	1000m	800m	600m	400m	200m
Section Times	1:39.06 [7] (0:13.79)	1:25.27 [9] (0:11.62)	1:13.65 [9] (0:11.72)	1:01.93 [7] (0:12.46)	0:49.47 [8] (0:12.65)	0:36.82 [7] (0:12.13)	0:24.69 [6] (0:11.87)	0:12.82 [7] (0:12.82)
Average Speed [km/h]	52.2	62.6	61.8	58.2	57.9	60.5	60.6	56.6
Top Speed [km/h]	65.5	65.3	62.8	62.6	58.6	61.9	62.1	58.7
Avg. Dist. to Rail [m]	7.0	4.6	4.2	3.3	2.9	3.5	6.8	8.1
Avg. Stride Freq. [Hz]	2.3	2.4	2.4	2.3	2.3	2.4	2.4	2.3
Avg. Stride Length [m]	7.4	7.4	7.3	7.0	7.1	7.1	7.1	6.9



- [ ] Ranking at each section and finish
- .-.- No data available at this section
- NA No data available



Horse/Jockey Name	Gulf Of Sidra
Final Rank	8
Fastest Section Time (Section)	0:11.52 (1400m)
Top Speed [km/h] (Section)	64.0 (1400m)
Race State	Finished



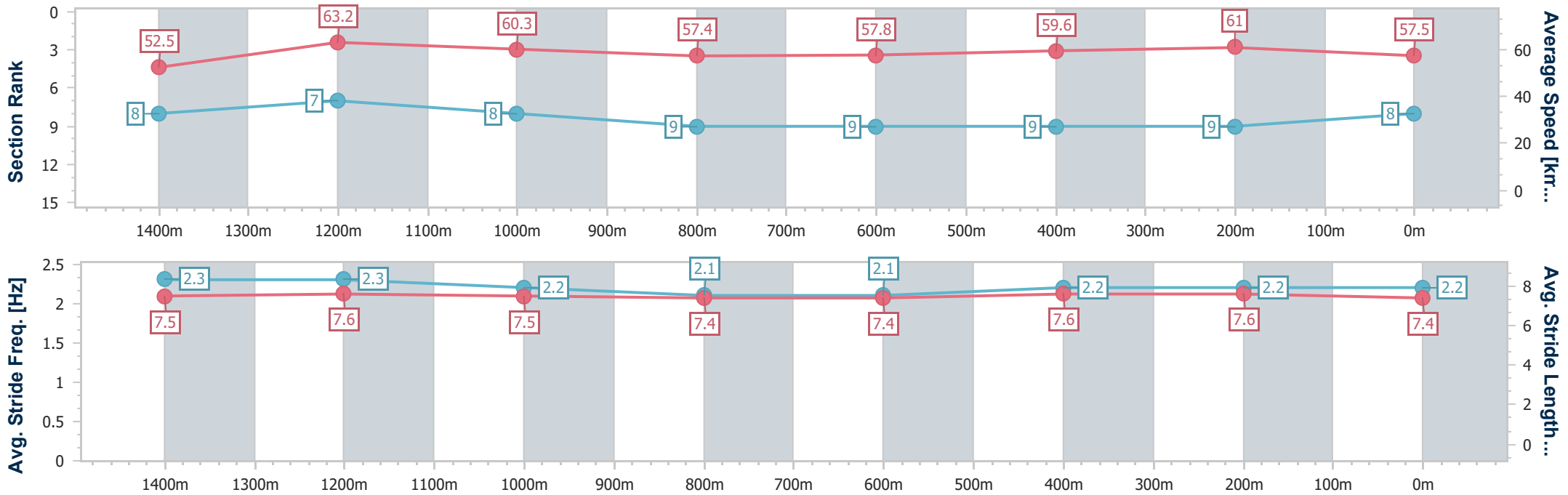
Sunshine Coast QLD Professional  
Race 8: TAB BENCHMARK 58 Handicap - 1600m



09 February 2025 - 16:45

Track Rating: Good 4, Weather: Overcast, Rail Position: +5m Entire

Section	Overall	1400m	1200m	1000m	800m	600m	400m	200m
Section Times	1:39.08 [8] (0:13.68)	1:25.40 [8] (0:11.52)	1:13.88 [7] (0:11.97)	1:01.91 [8] (0:12.62)	0:49.29 [9] (0:12.66)	0:36.63 [9] (0:12.22)	0:24.41 [9] (0:11.77)	0:12.64 [9] (0:12.64)
Average Speed [km/h]	52.5	63.2	60.3	57.4	57.8	59.6	61.0	57.5
Top Speed [km/h]	63.7	64.0	61.7	60.4	58.9	61.3	62.6	59.2
Avg. Dist. to Rail [m]	4.3	3.8	3.6	2.9	1.9	2.5	4.7	5.3
Avg. Stride Freq. [Hz]	2.3	2.3	2.2	2.1	2.1	2.2	2.2	2.2
Avg. Stride Length [m]	7.5	7.6	7.5	7.4	7.4	7.6	7.6	7.4



- [ ] Ranking at each section and finish
- .-.- No data available at this section
- NA No data available



Horse/Jockey Name	Decrypt
Final Rank	9
Fastest Section Time (Section)	0:11.02 (1400m)
Top Speed [km/h] (Section)	69.1 (1400m)
Race State	Finished



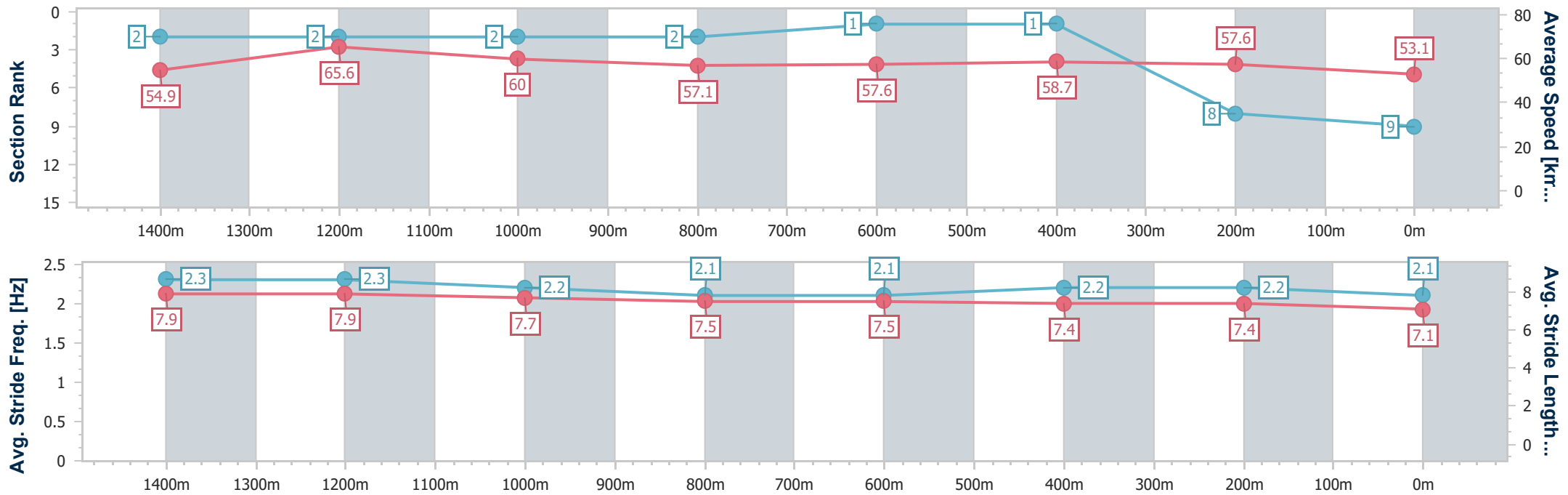
Sunshine Coast QLD Professional  
Race 8: TAB BENCHMARK 58 Handicap - 1600m



09 February 2025 - 16:45

Track Rating: Good 4, Weather: Overcast, Rail Position: +5m Entire

Section	Overall	1400m	1200m	1000m	800m	600m	400m	200m
Section Times	1:40.04 [9] (0:13.15)	1:26.89 [2] (0:11.02)	1:15.87 [2] (0:12.07)	1:03.80 [2] (0:12.68)	0:51.12 [2] (0:12.59)	0:38.53 [1] (0:12.39)	0:26.14 [1] (0:12.50)	0:13.64 [8] (0:13.64)
Average Speed [km/h]	54.9	65.6	60.0	57.1	57.6	58.7	57.6	53.1
Top Speed [km/h]	68.6	69.1	63.6	58.6	59.1	59.3	58.4	56.2
Avg. Dist. to Rail [m]	11.3	4.5	3.3	2.7	1.6	1.4	3.8	5.5
Avg. Stride Freq. [Hz]	2.3	2.3	2.2	2.1	2.1	2.2	2.2	2.1
Avg. Stride Length [m]	7.9	7.9	7.7	7.5	7.5	7.4	7.4	7.1



- [ ] Ranking at each section and finish
- .-.-.- No data available at this section
- NA No data available



Horse/Jockey Name	Mussel Lines
Final Rank	DidNotFinish
Fastest Section Time (Section)	0:10.92 (1400m)
Top Speed [km/h] (Section)	69.9 (Overall)
Race State	DidNotFinish



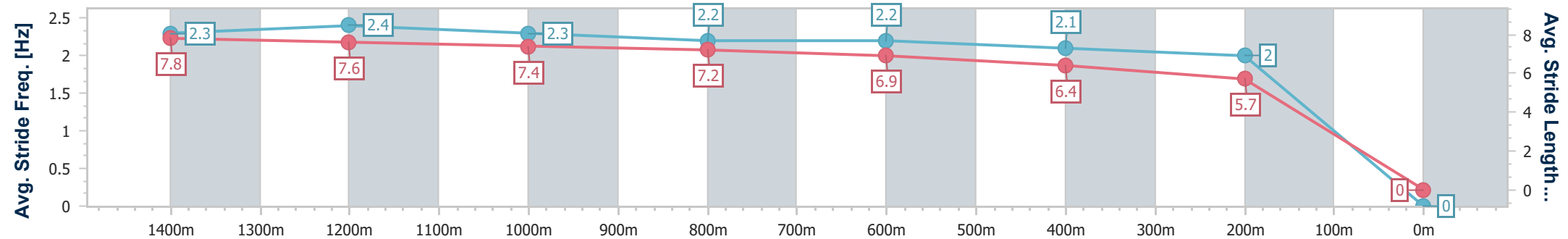
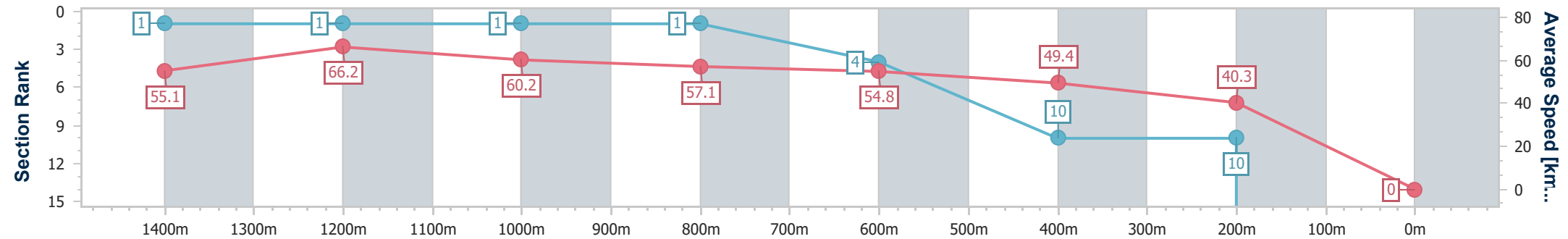
Sunshine Coast QLD Professional  
Race 8: TAB BENCHMARK 58 Handicap - 1600m



09 February 2025 - 16:45

Track Rating: Good 4, Weather: Overcast, Rail Position: +5m Entire

Section	Overall	1400m	1200m	1000m	800m	600m	400m	200m					
Section Times	0:00.00 [DNF]	0:00.00 [1] (0:10.92)	0:00.00 [1] (0:11.97)	0:00.00 [1] (0:12.71)	0:00.00 [1] (0:13.21)	0:00.00 [4] (0:14.63)	0:00.00 [10] (0:17.83)	-:--:--					
	(0:13.09)												
Average Speed [km/h]	55.1	66.2	60.2	57.1	54.8	49.4	40.3	0.0					
Top Speed [km/h]	69.9	68.7	63.4	57.7	56.1	53.6	45.0	--					
Avg. Dist. to Rail [m]	8.4	2.3	3.0	1.8	1.1	0.6	0.1	0.0					
Avg. Stride Freq. [Hz]	2.3	2.4	2.3	2.2	2.2	2.1	2.0	--					
Avg. Stride Length [m]	7.8	7.6	7.4	7.2	6.9	6.4	5.7	--					



[ ] Ranking at each section and finish  
 -:--:-- No data available at this section  
 NA No data available

- [ ] Ranking at each section and finish
- :--:- No data available at this section
- NA No data available