



Doomben QLD Professional

Race 1: RACECOURSE VILLAGE QTIS Two-Year-Old Handicap - 1110m

08 February 2025 - 12:13



BRISBANE
RACING CLUB

Track Rating: Good 4, Weather: Fine, Rail Position: +2m Entire

Section		Overall	1000m	800m	600m	400m	200m	Last 600m					
Field Times		1:04.99 (0:08.51)	0:56.48 (0:11.08)	0:45.40 (0:11.62)	0:33.78 (0:11.33)	0:22.45 (0:10.87)	0:11.58 (0:11.58)	0:33.78					
Rank	TAB Horse/Jockey	Barrier	Top Speed [km/h]	Fastest Section							Margin	Distance Travelled [m]	
1	8 SUNRAYS Cejay Graham	4	68.8 400m	0:08.74 Overall	1:04.99 [1] (0:08.74)	0:56.25 [3] (0:11.23)	0:45.02 [4] (0:11.72)	0:33.30 [4] (0:11.44)	0:21.86 [4] (0:10.76)	0:11.10 [4] (0:11.10)	1:04.99	0:33.30	
2	6 PRETTY DUBIOUS Vlad Duric	3	67.2 1000m	0:08.51 Overall	1:05.16 [2] (0:08.51)	0:56.65 [1] (0:11.08)	0:45.57 [1] (0:11.62)	0:33.95 [1] (0:11.33)	0:22.62 [1] (0:10.87)	0:11.75 [1] (0:11.75)	1L	0:33.95	-2
3	5 JAGGERY Nikita Beriman	6	67.2 1000m	0:08.58 Overall	1:05.44 [3] (0:08.58)	0:56.86 [2] (0:11.05)	0:45.81 [2] (0:11.66)	0:34.15 [2] (0:11.40)	0:22.75 [2] (0:10.99)	0:11.76 [2] (0:11.76)	2.66L	0:34.15	+0
4	1 BETTERLUCKNEXTTIME Tahlia Fenlon	2	67.2 1000m	0:08.97 Overall	1:05.48 [4] (0:08.97)	0:56.51 [5] (0:10.97)	0:45.54 [3] (0:11.59)	0:33.95 [3] (0:11.37)	0:22.58 [3] (0:10.91)	0:11.67 [3] (0:11.67)	2.93L	0:33.95	-7
5	10 PROFOUNDLY Taylor Marshall	5	66.5 1000m	0:08.88 Overall	1:05.71 [5] (0:08.88)	0:56.83 [4] (0:11.18)	0:45.65 [5] (0:11.80)	0:33.85 [6] (0:11.43)	0:22.42 [6] (0:11.07)	0:11.35 [6] (0:11.35)	4.26L	0:33.85	+0
6	9 LONESOME SOUL Emily Lang	1	67.1 1000m	0:09.22 Overall	1:05.83 [6] (0:09.22)	0:56.61 [7] (0:11.01)	0:45.60 [6] (0:11.62)	0:33.98 [5] (0:11.38)	0:22.60 [5] (0:11.06)	0:11.54 [5] (0:11.54)	4.97L	0:33.98	-3
7	4 DRINKWATER Heavelon Van	7	67.8 1000m	0:09.06 Overall	1:06.26 [7] (0:09.06)	0:57.20 [6] (0:11.18)	0:46.02 [7] (0:11.96)	0:34.06 [7] (0:11.42)	0:22.64 [7] (0:10.98)	0:11.66 [7] (0:11.66)	7.47L	0:34.06	+0

Scratched: Atomic Time (#2), Son Of A Lie (#11), Impervious (#7), Caraceni (#3)



Horse/Jockey Name	Sunrays
Final Rank	1
Fastest Section Time (Section)	0:08.74 (Overall)
Top Speed [km/h] (Section)	68.8 (400m)
Race State	Finished



Doomben QLD Professional
Race 1: RACECOURSE VILLAGE QTIS Two-Year-Old Handicap
 - 1110m

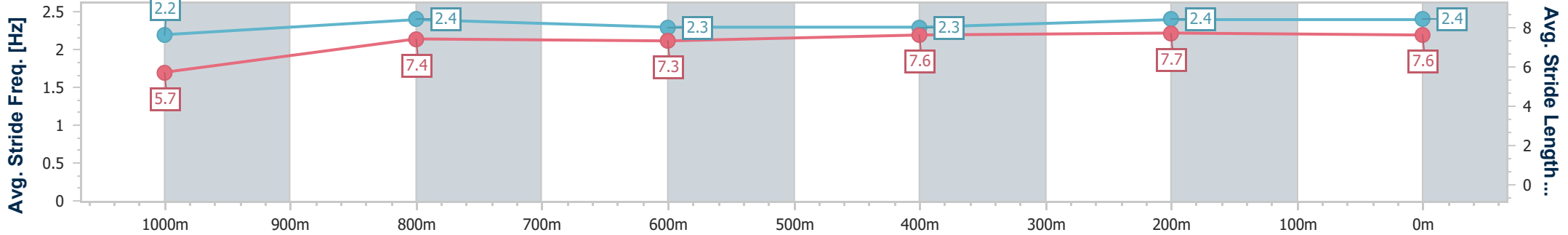
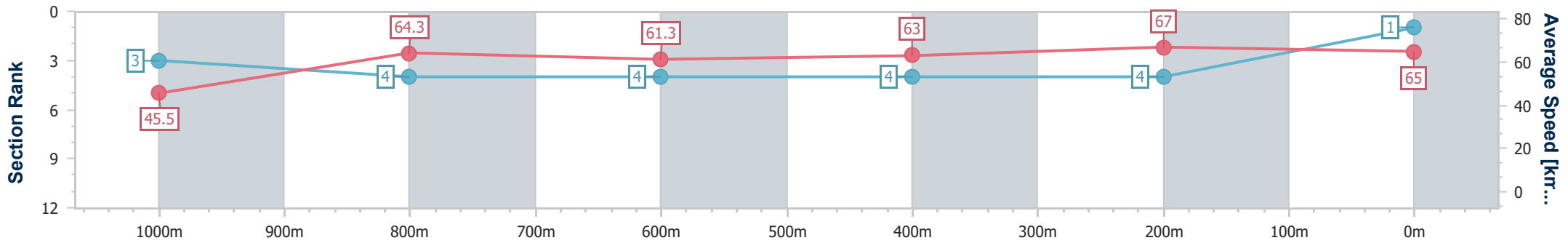


BRISBANE
 RACING CLUB

08 February 2025 - 12:13

Track Rating: Good 4, Weather: Fine, Rail Position: +2m Entire

Section	Overall	1000m	800m	600m	400m	200m
Section Times	1:04.99 [1] (0:08.74)	0:56.25 [3] (0:11.23)	0:45.02 [4] (0:11.72)	0:33.30 [4] (0:11.44)	0:21.86 [4] (0:10.76)	0:11.10 [4] (0:11.10)
Average Speed [km/h]	45.5	64.3	61.3	63.0	67.0	65.0
Top Speed [km/h]	65.6	65.9	62.9	65.3	68.8	66.6
Avg. Dist. to Rail [m]	4.5	0.8	0.2	0.3	1.7	2.6
Avg. Stride Freq. [Hz]	2.2	2.4	2.3	2.3	2.4	2.4
Avg. Stride Length [m]	5.7	7.4	7.3	7.6	7.7	7.6



- [] Ranking at each section and finish
- .-.- No data available at this section
- NA No data available



Horse/Jockey Name	Pretty Dubious
Final Rank	2
Fastest Section Time (Section)	0:08.51 (Overall)
Top Speed [km/h] (Section)	67.2 (1000m)
Race State	Finished



Doomben QLD Professional
Race 1: RACECOURSE VILLAGE QTIS Two-Year-Old Handicap
 - 1110m

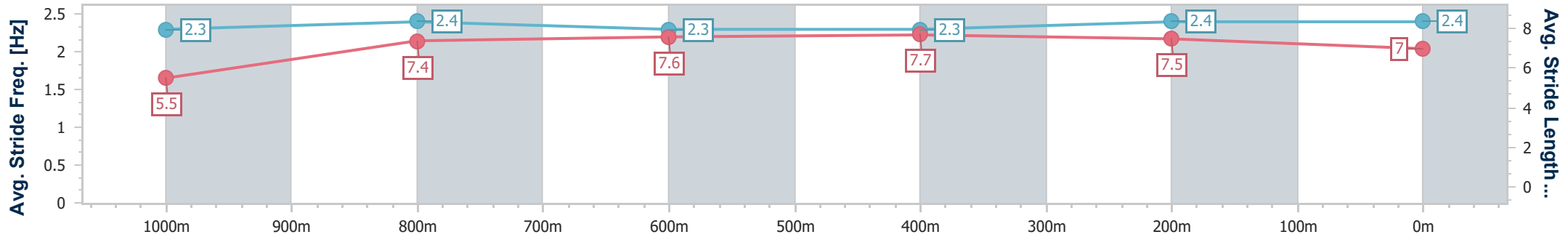
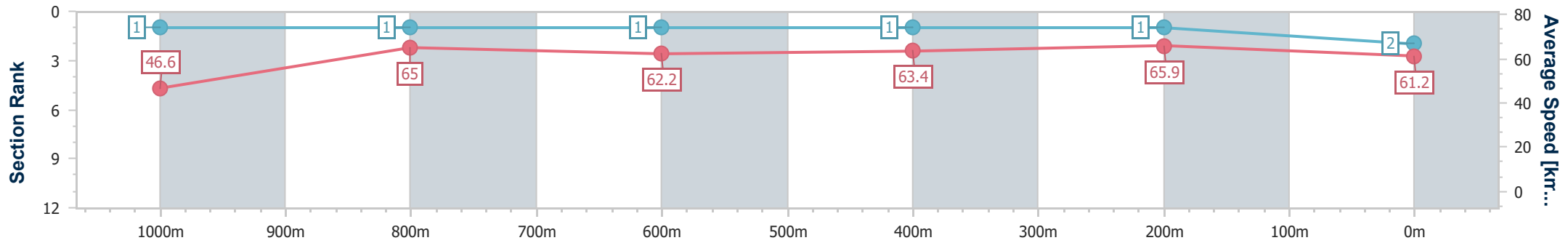


08 February 2025 - 12:13

BRISBANE
RACING CLUB

Track Rating: Good 4, Weather: Fine, Rail Position: +2m Entire

Section	Overall	1000m	800m	600m	400m	200m
Section Times	1:05.16 [2] (0:08.51)	0:56.65 [1] (0:11.08)	0:45.57 [1] (0:11.62)	0:33.95 [1] (0:11.33)	0:22.62 [1] (0:10.87)	0:11.75 [1] (0:11.75)
Average Speed [km/h]	46.6	65.0	62.2	63.4	65.9	61.2
Top Speed [km/h]	66.9	67.2	62.2	65.6	67.2	65.0
Avg. Dist. to Rail [m]	3.7	1.0	0.5	0.8	1.3	0.9
Avg. Stride Freq. [Hz]	2.3	2.4	2.3	2.3	2.4	2.4
Avg. Stride Length [m]	5.5	7.4	7.6	7.7	7.5	7.0



- [] Ranking at each section and finish
- .-.- No data available at this section
- NA No data available



Horse/Jockey Name	Jaggery
Final Rank	3
Fastest Section Time (Section)	0:08.58 (Overall)
Top Speed [km/h] (Section)	67.2 (1000m)
Race State	Finished



Doomben QLD Professional
Race 1: RACECOURSE VILLAGE QTIS Two-Year-Old Handicap
 - 1110m

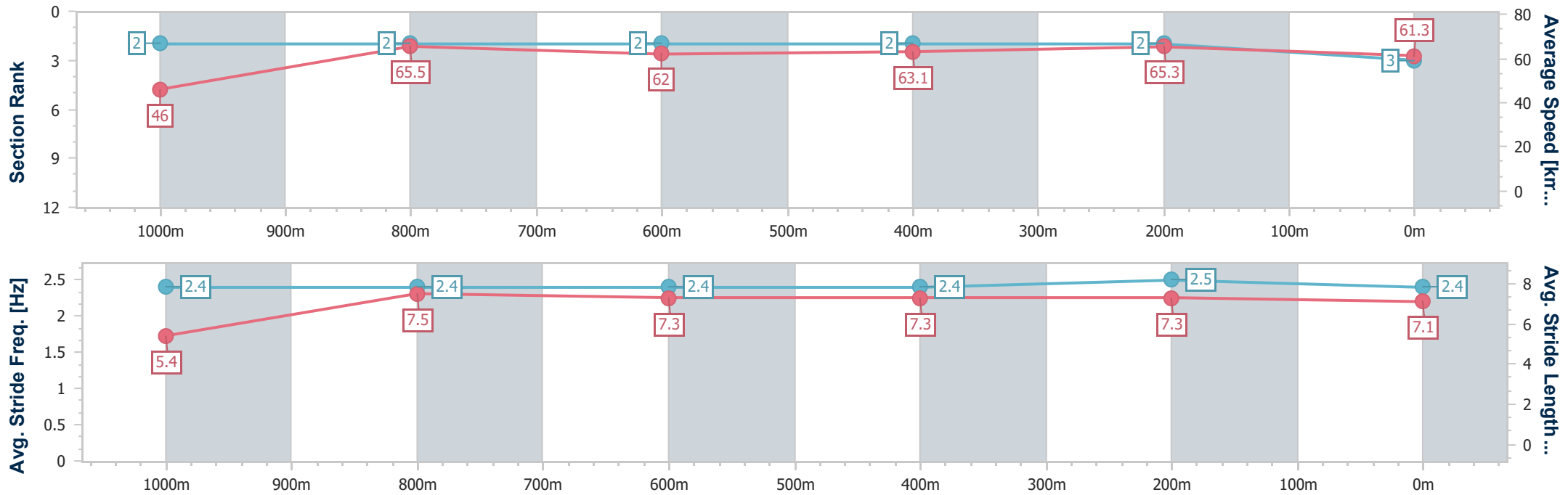


BRISBANE
 RACING CLUB

08 February 2025 - 12:13

Track Rating: Good 4, Weather: Fine, Rail Position: +2m Entire

Section	Overall	1000m	800m	600m	400m	200m
Section Times	1:05.44 [3] (0:08.58)	0:56.86 [2] (0:11.05)	0:45.81 [2] (0:11.66)	0:34.15 [2] (0:11.40)	0:22.75 [2] (0:10.99)	0:11.76 [2] (0:11.76)
Average Speed [km/h]	46.0	65.5	62.0	63.1	65.3	61.3
Top Speed [km/h]	66.4	67.2	62.5	64.1	66.9	65.0
Avg. Dist. to Rail [m]	7.4	2.7	0.6	0.4	0.6	0.6
Avg. Stride Freq. [Hz]	2.4	2.4	2.4	2.4	2.5	2.4
Avg. Stride Length [m]	5.4	7.5	7.3	7.3	7.3	7.1



- [] Ranking at each section and finish
- .-.- No data available at this section
- NA No data available



Horse/Jockey Name	Betterlucknexttime
Final Rank	4
Fastest Section Time (Section)	0:08.97 (Overall)
Top Speed [km/h] (Section)	67.2 (1000m)
Race State	Finished



Doomben QLD Professional
Race 1: RACECOURSE VILLAGE QTIS Two-Year-Old Handicap
 - 1110m

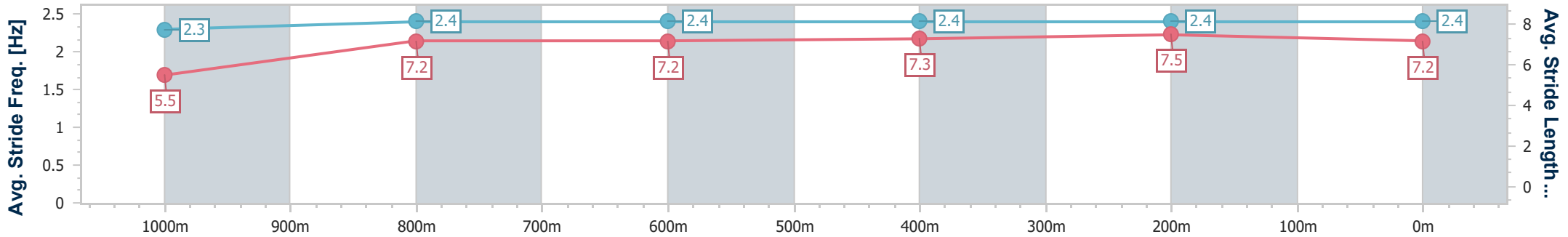
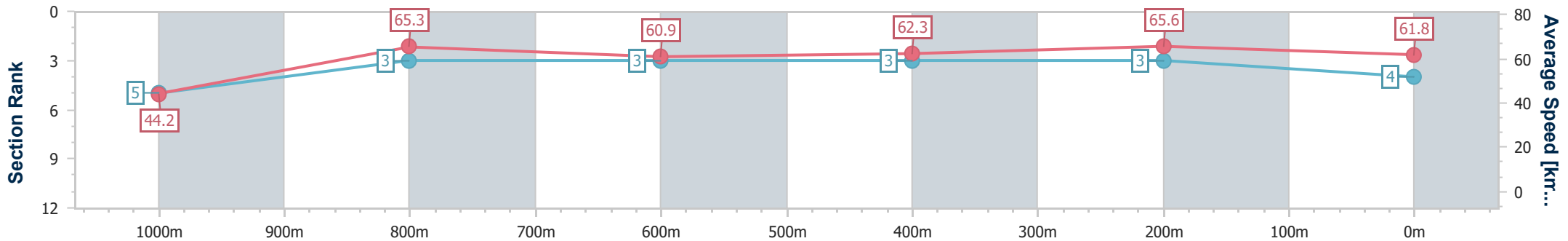


08 February 2025 - 12:13

BRISBANE
RACING CLUB

Track Rating: Good 4, Weather: Fine, Rail Position: +2m Entire

Section	Overall	1000m	800m	600m	400m	200m
Section Times	1:05.48 [4] (0:08.97)	0:56.51 [5] (0:10.97)	0:45.54 [3] (0:11.59)	0:33.95 [3] (0:11.37)	0:22.58 [3] (0:10.91)	0:11.67 [3] (0:11.67)
Average Speed [km/h]	44.2	65.3	60.9	62.3	65.6	61.8
Top Speed [km/h]	64.2	67.2	61.9	64.1	66.5	65.1
Avg. Dist. to Rail [m]	1.9	1.5	3.7	3.0	1.0	1.9
Avg. Stride Freq. [Hz]	2.3	2.4	2.4	2.4	2.4	2.4
Avg. Stride Length [m]	5.5	7.2	7.2	7.3	7.5	7.2



- [] Ranking at each section and finish
- .-.- No data available at this section
- NA No data available



Horse/Jockey Name	Profoundly
Final Rank	5
Fastest Section Time (Section)	0:08.88 (Overall)
Top Speed [km/h] (Section)	66.5 (1000m)
Race State	Finished



Doomben QLD Professional
Race 1: RACECOURSE VILLAGE QTIS Two-Year-Old Handicap
 - 1110m

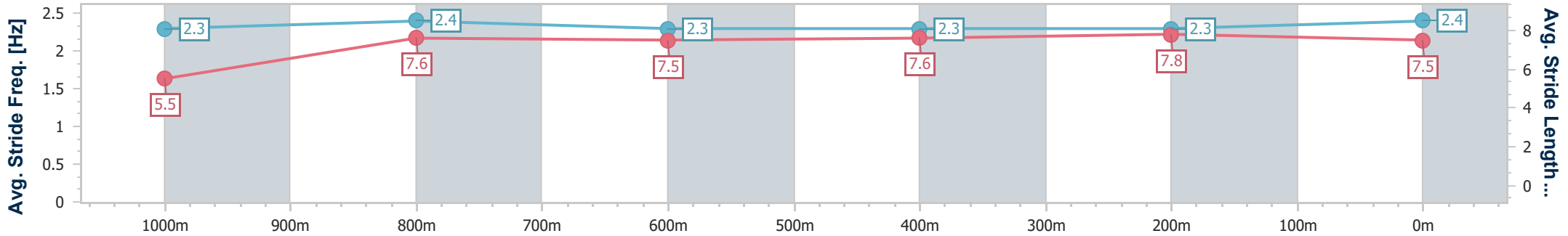
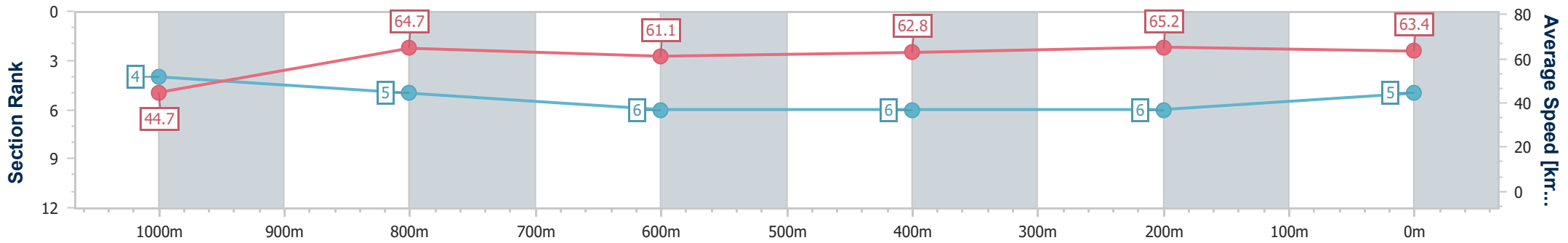


BRISBANE
 RACING CLUB

08 February 2025 - 12:13

Track Rating: Good 4, Weather: Fine, Rail Position: +2m Entire

Section	Overall	1000m	800m	600m	400m	200m
Section Times	1:05.71 [5] (0:08.88)	0:56.83 [4] (0:11.18)	0:45.65 [5] (0:11.80)	0:33.85 [6] (0:11.43)	0:22.42 [6] (0:11.07)	0:11.35 [6] (0:11.35)
Average Speed [km/h]	44.7	64.7	61.1	62.8	65.2	63.4
Top Speed [km/h]	63.5	66.5	63.8	63.7	65.9	65.4
Avg. Dist. to Rail [m]	5.4	1.6	0.3	0.2	0.9	2.0
Avg. Stride Freq. [Hz]	2.3	2.4	2.3	2.3	2.3	2.4
Avg. Stride Length [m]	5.5	7.6	7.5	7.6	7.8	7.5



- [] Ranking at each section and finish
- .-.- No data available at this section
- NA No data available



Horse/Jockey Name	Lonesome Soul
Final Rank	6
Fastest Section Time (Section)	0:09.22 (Overall)
Top Speed [km/h] (Section)	67.1 (1000m)
Race State	Finished



Doomben QLD Professional
Race 1: RACECOURSE VILLAGE QTIS Two-Year-Old Handicap
 - 1110m

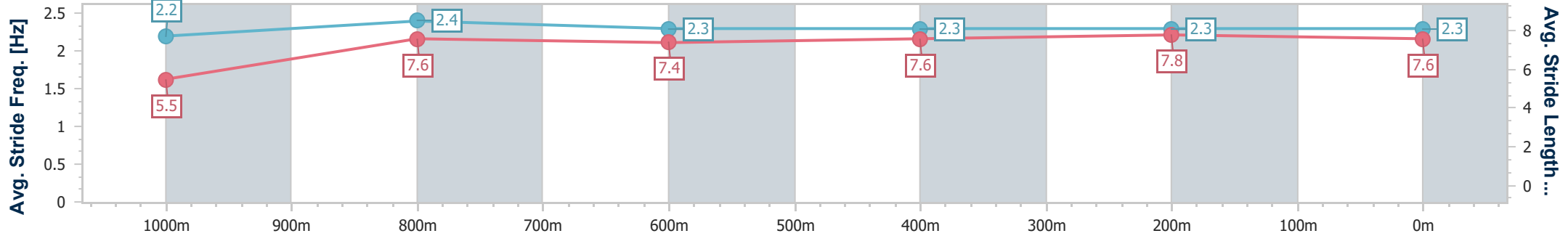
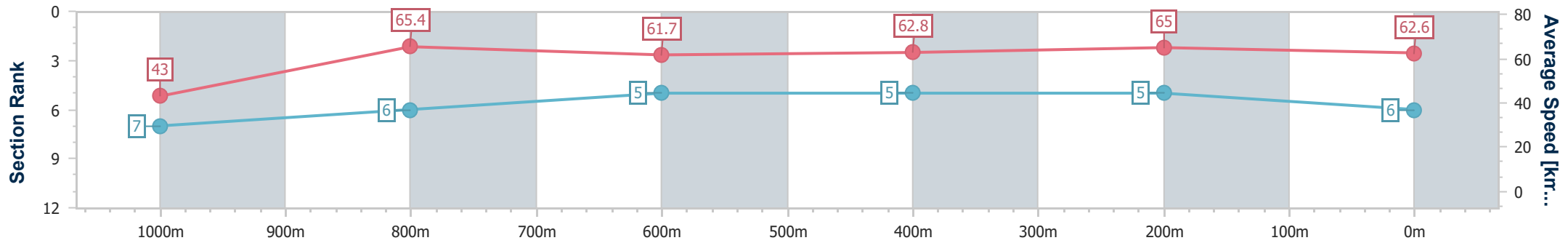


BRISBANE
 RACING CLUB

08 February 2025 - 12:13

Track Rating: Good 4, Weather: Fine, Rail Position: +2m Entire

Section	Overall	1000m	800m	600m	400m	200m
Section Times	1:05.83 [6] (0:09.22)	0:56.61 [7] (0:11.01)	0:45.60 [6] (0:11.62)	0:33.98 [5] (0:11.38)	0:22.60 [5] (0:11.06)	0:11.54 [5] (0:11.54)
Average Speed [km/h]	43.0	65.4	61.7	62.8	65.0	62.6
Top Speed [km/h]	63.6	67.1	64.4	65.3	66.4	63.6
Avg. Dist. to Rail [m]	2.0	0.4	0.7	1.2	1.1	1.0
Avg. Stride Freq. [Hz]	2.2	2.4	2.3	2.3	2.3	2.3
Avg. Stride Length [m]	5.5	7.6	7.4	7.6	7.8	7.6



- [] Ranking at each section and finish
- .-.- No data available at this section
- NA No data available



Horse/Jockey Name	Drinkwater
Final Rank	7
Fastest Section Time (Section)	0:09.06 (Overall)
Top Speed [km/h] (Section)	67.8 (1000m)
Race State	Finished



Doomben QLD Professional
Race 1: RACECOURSE VILLAGE QTIS Two-Year-Old Handicap
 - 1110m

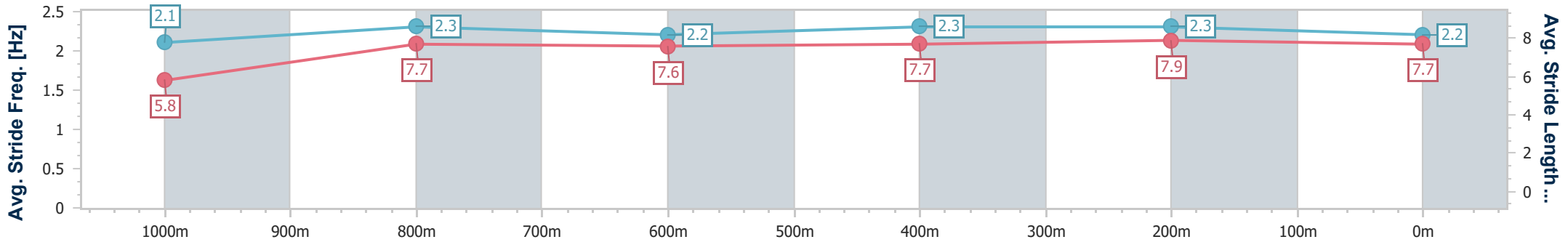
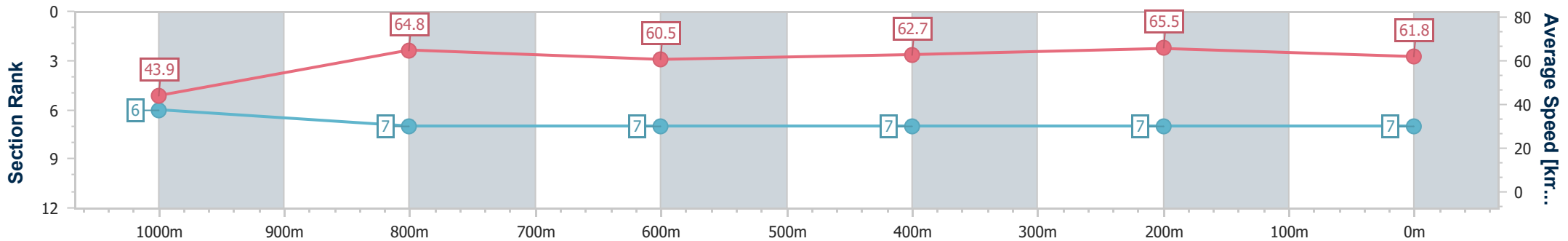


BRISBANE
 RACING CLUB

08 February 2025 - 12:13

Track Rating: Good 4, Weather: Fine, Rail Position: +2m Entire

Section	Overall	1000m	800m	600m	400m	200m
Section Times	1:06.26 [7] (0:09.06)	0:57.20 [6] (0:11.18)	0:46.02 [7] (0:11.96)	0:34.06 [7] (0:11.42)	0:22.64 [7] (0:10.98)	0:11.66 [7] (0:11.66)
Average Speed [km/h]	43.9	64.8	60.5	62.7	65.5	61.8
Top Speed [km/h]	63.0	67.8	63.8	64.3	66.3	65.2
Avg. Dist. to Rail [m]	7.8	3.0	0.6	1.1	2.2	3.2
Avg. Stride Freq. [Hz]	2.1	2.3	2.2	2.3	2.3	2.2
Avg. Stride Length [m]	5.8	7.7	7.6	7.7	7.9	7.7



- [] Ranking at each section and finish
- .-.- No data available at this section
- NA No data available



Doomben QLD Professional

Race 2: GIRLS DAY OUT 1 MARCH BENCHMARK 68 Handicap - 1600m

08 February 2025 - 12:48



BRISBANE
RACING CLUB

Track Rating: Good 4, Weather: Fine, Rail Position: +2m Entire

Section		Overall	1400m	1200m	1000m	800m	600m	400m	Last 600m				
Field Times		1:37.17 (0:14.12)	1:23.05 (0:12.40)	1:10.65 (0:12.56)	0:58.09 (0:12.68)	0:45.41 (0:12.01)	0:33.40 (0:11.31)	0:22.09 (0:10.77)	0:33.40				
Rank	TAB Horse/Jockey	Barrier	Top Speed [km/h]	Fastest Section									Distance Travelled [m]
1	3 JUST FLYING Emily Lang	9	67.4 400m	0:10.77 400m	1:37.17 [1] (0:14.12)	1:23.05 [1] (0:12.40)	1:10.65 [1] (0:12.56)	0:58.09 [1] (0:12.68)	0:45.41 [1] (0:12.01)	0:33.40 [1] (0:11.31)	0:22.09 [1] (0:10.77)	0:33.40	
2	6 JOVITA Michael Rodd	6	69.7 400m	0:10.66 400m	1:37.42 [2] (0:14.51)	1:22.91 [3] (0:12.41)	1:10.50 [4] (0:12.54)	0:57.96 [4] (0:12.75)	0:45.21 [4] (0:12.05)	0:33.16 [5] (0:11.14)	0:22.02 [3] (0:10.66)	0:33.16	+7
3	5 SHADOW POWER Mark Du Plessis	10	69.9 400m	0:10.59 400m	1:37.48 [3] (0:15.13)	1:22.35 [10] (0:12.32)	1:10.03 [10] (0:12.59)	0:57.44 [9] (0:12.86)	0:44.58 [10] (0:11.91)	0:32.67 [10] (0:11.16)	0:21.51 [9] (0:10.59)	0:32.67	+10
4	8 WIREWALKER James Orman	1	68.1 400m	0:10.82 400m	1:37.49 [4] (0:14.86)	1:22.63 [8] (0:12.22)	1:10.41 [5] (0:12.73)	0:57.68 [7] (0:12.67)	0:45.01 [7] (0:11.80)	0:33.21 [6] (0:11.28)	0:21.93 [5] (0:10.82)	0:33.21	-10
5	11 POUTCHEK Nikita Beriman	5	69.2 400m	0:10.49 400m	1:37.54 [5] (0:14.86)	1:22.68 [7] (0:12.42)	1:10.26 [8] (0:12.61)	0:57.65 [8] (0:12.77)	0:44.88 [8] (0:11.93)	0:32.95 [8] (0:11.18)	0:21.77 [7] (0:10.49)	0:32.95	+2
6	7 WHISTLING SPIRIT Samantha Collett	2	66.4 400m	0:10.92 400m	1:37.91 [6] (0:14.51)	1:23.40 [4] (0:12.34)	1:11.06 [3] (0:12.59)	0:58.47 [3] (0:12.77)	0:45.70 [3] (0:11.97)	0:33.73 [3] (0:11.25)	0:22.48 [4] (0:10.92)	0:33.73	-1
7	9 SERENADE THE CAT Tahlia Fenlon	8	66.5 400m	0:10.94 400m	1:37.96 [7] (0:14.32)	1:23.64 [2] (0:12.39)	1:11.25 [2] (0:12.58)	0:58.67 [2] (0:12.64)	0:46.03 [2] (0:12.14)	0:33.89 [2] (0:11.27)	0:22.62 [2] (0:10.94)	0:33.89	+6
8	4 REBEL'S EDGE Vlad Duric	7	69.7 400m	0:10.62 400m	1:37.99 [8] (0:15.07)	1:22.92 [9] (0:12.33)	1:10.59 [9] (0:12.70)	0:57.89 [10] (0:12.70)	0:45.19 [9] (0:11.96)	0:33.23 [9] (0:11.27)	0:21.96 [10] (0:10.62)	0:33.23	+9
9	2 TUHINGA Paul Hamblin	3	68.2 400m	0:10.84 400m	1:38.02 [9] (0:14.76)	1:23.26 [6] (0:12.49)	1:10.77 [7] (0:12.52)	0:58.25 [6] (0:12.70)	0:45.55 [6] (0:12.07)	0:33.48 [7] (0:11.27)	0:22.21 [8] (0:10.84)	0:33.48	+7
10	1 SHARP DAZZLER Courtney Bellamy	4	67.4 400m	0:10.95 400m	1:38.10 [10] (0:14.65)	1:23.45 [5] (0:12.49)	1:10.96 [6] (0:12.58)	0:58.38 [5] (0:12.63)	0:45.75 [5] (0:11.89)	0:33.86 [4] (0:11.39)	0:22.47 [6] (0:10.95)	0:33.86	+10

Scratched: Sobute (#10)

[] Ranking at each section and finish
 -:-:- No data available at this section
 NA No data available

SCN Saddle cloth number
 DNF Did not finish
 DNT Did not track



Doomben QLD Professional

Race 2: GIRLS DAY OUT 1 MARCH BENCHMARK 68 Handicap - 1600m

08 February 2025 - 12:48



BRISBANE
RACING CLUB

Track Rating: Good 4, Weather: Fine, Rail Position: +2m Entire

Section				200m				Last 600m	
Field Times				0:11.32				0:33.40	
				(0:11.32)					
Rank	TAB	Horse/Jockey	Barrier	Top Speed [km/h]	Fastest Section	Margin			Distance Travelled [m]
1	3	JUST FLYING	9	67.4	0:10.77	0:11.32 [1]	1:37.17		0:33.40
		Emily Lang		400m	400m	(0:11.32)			
2	6	JOVITA	6	69.7	0:10.66	0:11.36 [2]	1.47L		0:33.16 +7
		Michael Rodd		400m	400m	(0:11.36)			
3	5	SHADOW POWER	10	69.9	0:10.59	0:10.92 [7]	1.85L		0:32.67 +10
		Mark Du Plessis		400m	400m	(0:10.92)			
4	8	WIREWALKER	1	68.1	0:10.82	0:11.11 [6]	1.85L		0:33.21 -10
		James Orman		400m	400m	(0:11.11)			
5	11	POUTCHEK	5	69.2	0:10.49	0:11.28 [3]	2.2L		0:32.95 +2
		Nikita Beriman		400m	400m	(0:11.28)			
6	7	WHISTLING SPIRIT	2	66.4	0:10.92	0:11.56 [5]	4.35L		0:33.73 -1
		Samantha Collett		400m	400m	(0:11.56)			
7	9	SERENADE THE CAT	8	66.5	0:10.94	0:11.68 [4]	4.64L		0:33.89 +6
		Tahlia Fenlon		400m	400m	(0:11.68)			
8	4	REBEL'S EDGE	7	69.7	0:10.62	0:11.34 [9]	4.83L		0:33.23 +9
		Vlad Duric		400m	400m	(0:11.34)			
9	2	TUHINGA	3	68.2	0:10.84	0:11.37 [10]	5.02L		0:33.48 +7
		Paul Hamblin		400m	400m	(0:11.37)			
10	1	SHARP DAZZLER	4	67.4	0:10.95	0:11.52 [8]	5.45L		0:33.86 +10
		Courtney Bellamy		400m	400m	(0:11.52)			

Scratched: Sobute (#10)

[] Ranking at each section and finish
 -:-:- No data available at this section
 NA No data available

SCN Saddle cloth number
 DNF Did not finish
 DNT Did not track



Horse/Jockey Name	Just Flying
Final Rank	1
Fastest Section Time (Section)	0:10.77 (400m)
Top Speed [km/h] (Section)	67.4 (400m)
Race State	Finished



Doomben QLD Professional
Race 2: GIRLS DAY OUT 1 MARCH BENCHMARK 68 Handicap - 1600m

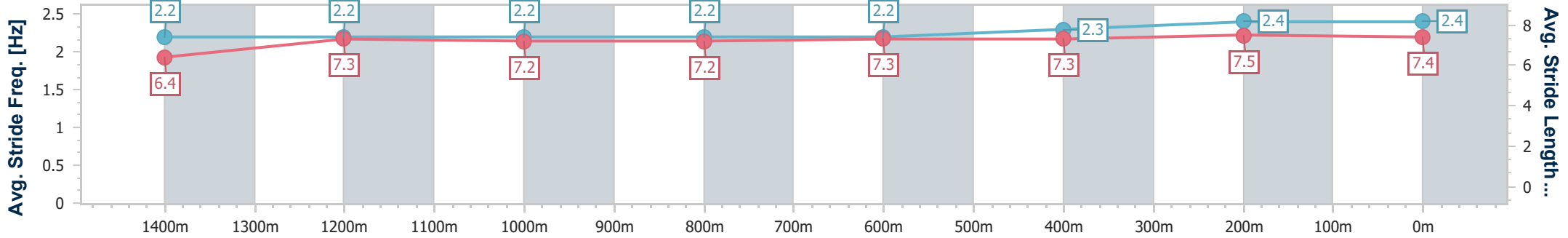
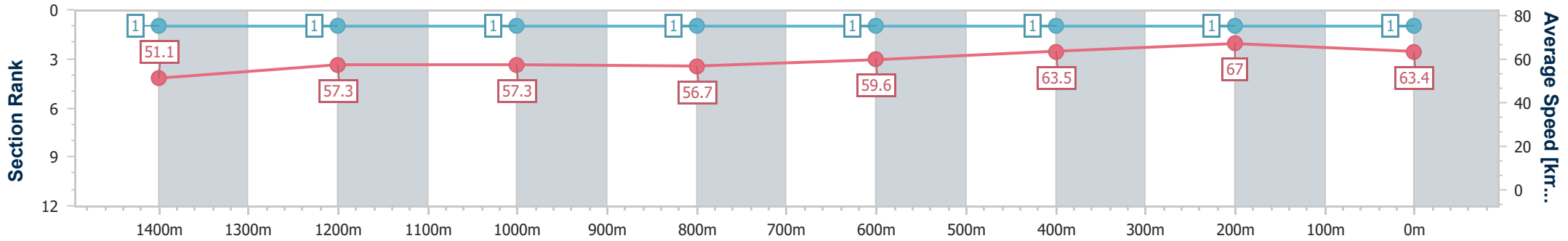


08 February 2025 - 12:48

BRISBANE RACING CLUB

Track Rating: Good 4, Weather: Fine, Rail Position: +2m Entire

Section	Overall	1400m	1200m	1000m	800m	600m	400m	200m
Section Times	1:37.17 [1] (0:14.12)	1:23.05 [1] (0:12.40)	1:10.65 [1] (0:12.56)	0:58.09 [1] (0:12.68)	0:45.41 [1] (0:12.01)	0:33.40 [1] (0:11.31)	0:22.09 [1] (0:10.77)	0:11.32 [1] (0:11.32)
Average Speed [km/h]	51.1	57.3	57.3	56.7	59.6	63.5	67.0	63.4
Top Speed [km/h]	63.4	60.0	58.2	58.0	62.2	65.8	67.4	66.3
Avg. Dist. to Rail [m]	6.3	2.0	1.7	1.4	0.8	0.4	0.4	0.4
Avg. Stride Freq. [Hz]	2.2	2.2	2.2	2.2	2.2	2.3	2.4	2.4
Avg. Stride Length [m]	6.4	7.3	7.2	7.2	7.3	7.3	7.5	7.4



- [] Ranking at each section and finish
- .-.- No data available at this section
- NA No data available



Horse/Jockey Name	Jovita
Final Rank	2
Fastest Section Time (Section)	0:10.66 (400m)
Top Speed [km/h] (Section)	69.7 (400m)
Race State	Finished



Doomben QLD Professional
Race 2: GIRLS DAY OUT 1 MARCH BENCHMARK 68 Handicap - 1600m

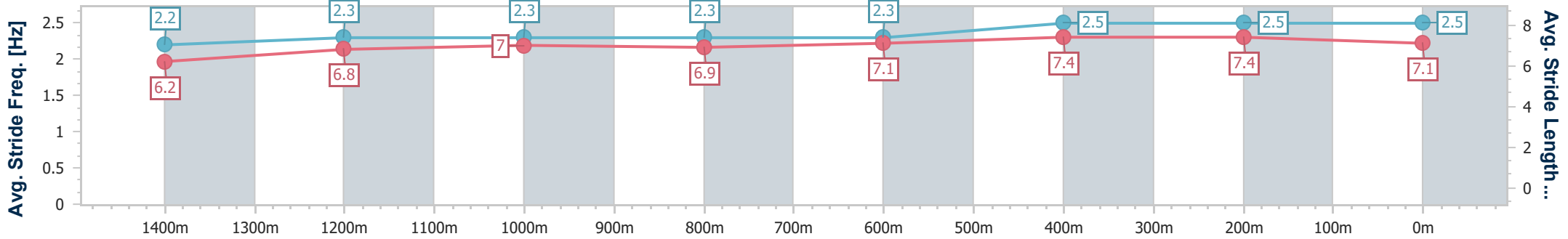
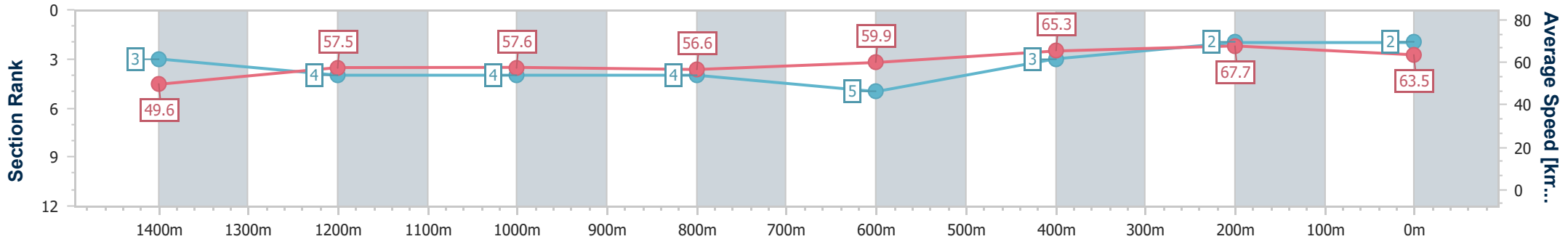


08 February 2025 - 12:48

BRISBANE RACING CLUB

Track Rating: Good 4, Weather: Fine, Rail Position: +2m Entire

Section	Overall	1400m	1200m	1000m	800m	600m	400m	200m
Section Times	1:37.42 [2] (0:14.51)	1:22.91 [3] (0:12.41)	1:10.50 [4] (0:12.54)	0:57.96 [4] (0:12.75)	0:45.21 [4] (0:12.05)	0:33.16 [5] (0:11.14)	0:22.02 [3] (0:10.66)	0:11.36 [2] (0:11.36)
Average Speed [km/h]	49.6	57.5	57.6	56.6	59.9	65.3	67.7	63.5
Top Speed [km/h]	60.9	60.9	58.5	58.2	62.7	67.6	69.7	66.4
Avg. Dist. to Rail [m]	2.7	0.9	0.3	0.8	0.8	1.7	2.6	3.8
Avg. Stride Freq. [Hz]	2.2	2.3	2.3	2.3	2.3	2.5	2.5	2.5
Avg. Stride Length [m]	6.2	6.8	7.0	6.9	7.1	7.4	7.4	7.1



- [] Ranking at each section and finish
- .-.- No data available at this section
- NA No data available



Horse/Jockey Name	Shadow Power
Final Rank	3
Fastest Section Time (Section)	0:10.59 (400m)
Top Speed [km/h] (Section)	69.9 (400m)
Race State	Finished



Doomben QLD Professional
Race 2: GIRLS DAY OUT 1 MARCH BENCHMARK 68 Handicap - 1600m

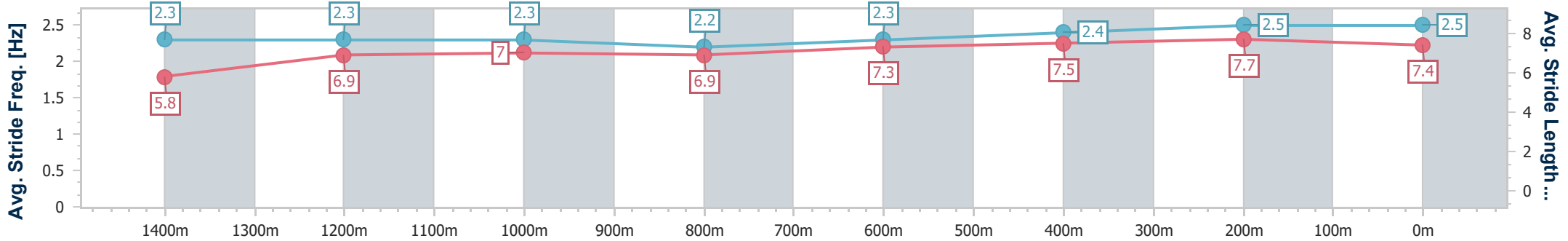
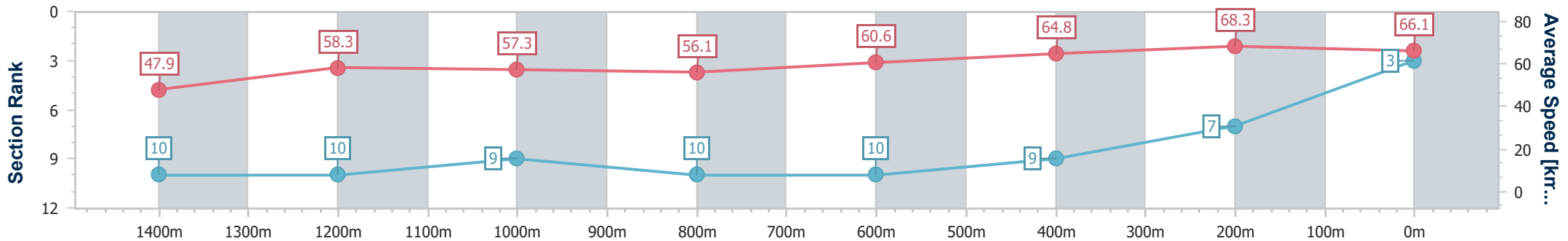
08 February 2025 - 12:48

Track Rating: Good 4, Weather: Fine, Rail Position: +2m Entire



BRISBANE
RACING CLUB

Section	Overall	1400m	1200m	1000m	800m	600m	400m	200m
Section Times	1:37.48 [3] (0:15.13)	1:22.35 [10] (0:12.32)	1:10.03 [10] (0:12.59)	0:57.44 [9] (0:12.86)	0:44.58 [10] (0:11.91)	0:32.67 [10] (0:11.16)	0:21.51 [9] (0:10.59)	0:10.92 [7] (0:10.92)
Average Speed [km/h]	47.9	58.3	57.3	56.1	60.6	64.8	68.3	66.1
Top Speed [km/h]	59.2	62.1	61.2	60.6	64.0	66.7	69.9	68.3
Avg. Dist. to Rail [m]	6.1	0.6	1.5	0.9	0.3	1.2	2.3	4.1
Avg. Stride Freq. [Hz]	2.3	2.3	2.3	2.2	2.3	2.4	2.5	2.5
Avg. Stride Length [m]	5.8	6.9	7.0	6.9	7.3	7.5	7.7	7.4



- [] Ranking at each section and finish
- .-.- No data available at this section
- NA No data available



Horse/Jockey Name	Wirewalker
Final Rank	4
Fastest Section Time (Section)	0:10.82 (400m)
Top Speed [km/h] (Section)	68.1 (400m)
Race State	Finished



Doomben QLD Professional
Race 2: GIRLS DAY OUT 1 MARCH BENCHMARK 68 Handicap - 1600m

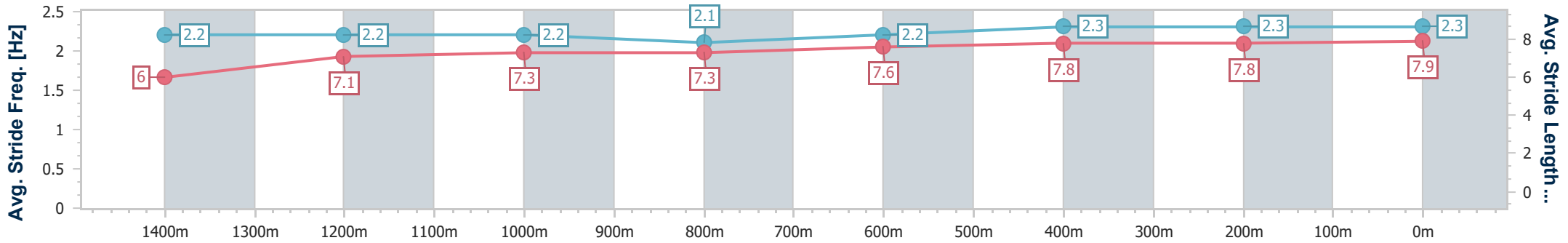
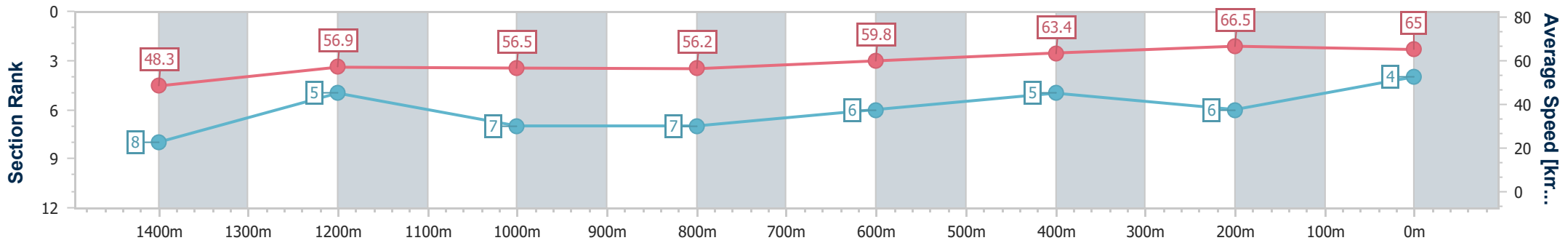


08 February 2025 - 12:48

BRISBANE RACING CLUB

Track Rating: Good 4, Weather: Fine, Rail Position: +2m Entire

Section	Overall	1400m	1200m	1000m	800m	600m	400m	200m
Section Times	1:37.49 [4] (0:14.86)	1:22.63 [8] (0:12.22)	1:10.41 [5] (0:12.73)	0:57.68 [7] (0:12.67)	0:45.01 [7] (0:11.80)	0:33.21 [6] (0:11.28)	0:21.93 [5] (0:10.82)	0:11.11 [6] (0:11.11)
Average Speed [km/h]	48.3	56.9	56.5	56.2	59.8	63.4	66.5	65.0
Top Speed [km/h]	60.4	60.2	58.7	59.0	62.1	64.9	68.1	66.6
Avg. Dist. to Rail [m]	3.5	5.2	3.6	4.2	3.8	1.1	0.9	2.1
Avg. Stride Freq. [Hz]	2.2	2.2	2.2	2.1	2.2	2.3	2.3	2.3
Avg. Stride Length [m]	6.0	7.1	7.3	7.3	7.6	7.8	7.8	7.9



- [] Ranking at each section and finish
- .-.- No data available at this section
- NA No data available



Horse/Jockey Name	Poutchek
Final Rank	5
Fastest Section Time (Section)	0:10.49 (400m)
Top Speed [km/h] (Section)	69.2 (400m)
Race State	Finished



Doomben QLD Professional
Race 2: GIRLS DAY OUT 1 MARCH BENCHMARK 68 Handicap - 1600m

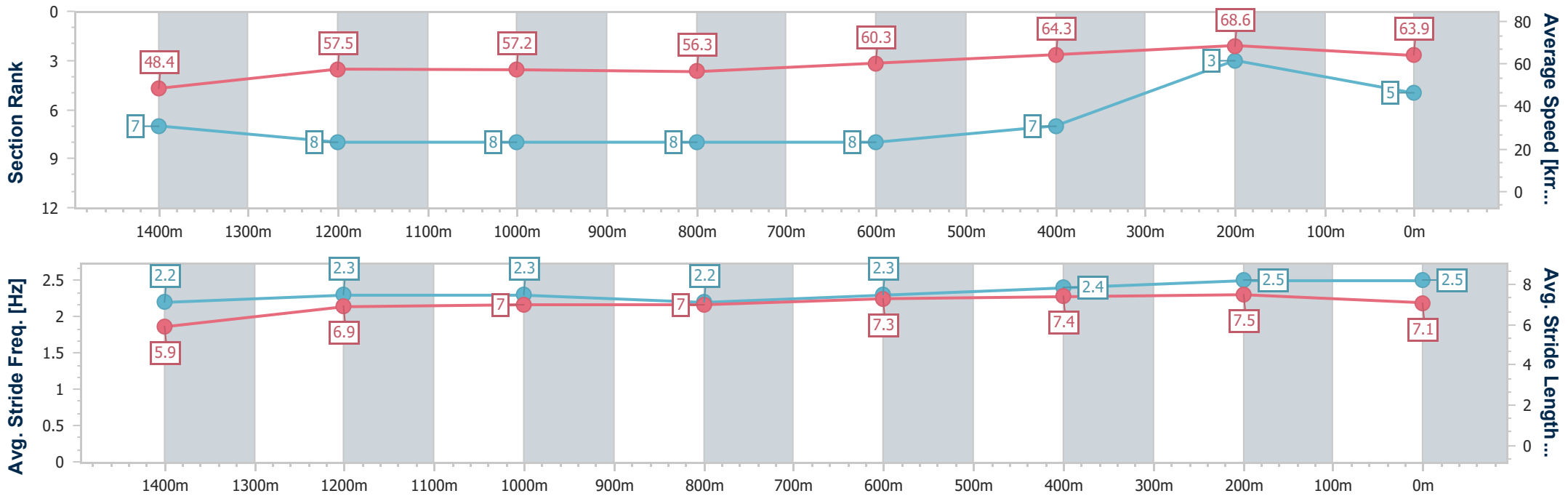


08 February 2025 - 12:48

BRISBANE RACING CLUB

Track Rating: Good 4, Weather: Fine, Rail Position: +2m Entire

Section	Overall	1400m	1200m	1000m	800m	600m	400m	200m
Section Times	1:37.54 [5] (0:14.86)	1:22.68 [7] (0:12.42)	1:10.26 [8] (0:12.61)	0:57.65 [8] (0:12.77)	0:44.88 [8] (0:11.93)	0:32.95 [8] (0:11.18)	0:21.77 [7] (0:10.49)	0:11.28 [3] (0:11.28)
Average Speed [km/h]	48.4	57.5	57.2	56.3	60.3	64.3	68.6	63.9
Top Speed [km/h]	60.2	60.7	59.2	59.3	62.5	68.5	69.2	68.3
Avg. Dist. to Rail [m]	2.8	1.2	0.6	0.5	0.2	0.3	1.2	2.2
Avg. Stride Freq. [Hz]	2.2	2.3	2.3	2.2	2.3	2.4	2.5	2.5
Avg. Stride Length [m]	5.9	6.9	7.0	7.0	7.3	7.4	7.5	7.1



- [] Ranking at each section and finish
- .-.- No data available at this section
- NA No data available



Horse/Jockey Name	Whistling Spirit
Final Rank	6
Fastest Section Time (Section)	0:10.92 (400m)
Top Speed [km/h] (Section)	66.4 (400m)
Race State	Finished



Doomben QLD Professional
Race 2: GIRLS DAY OUT 1 MARCH BENCHMARK 68 Handicap - 1600m

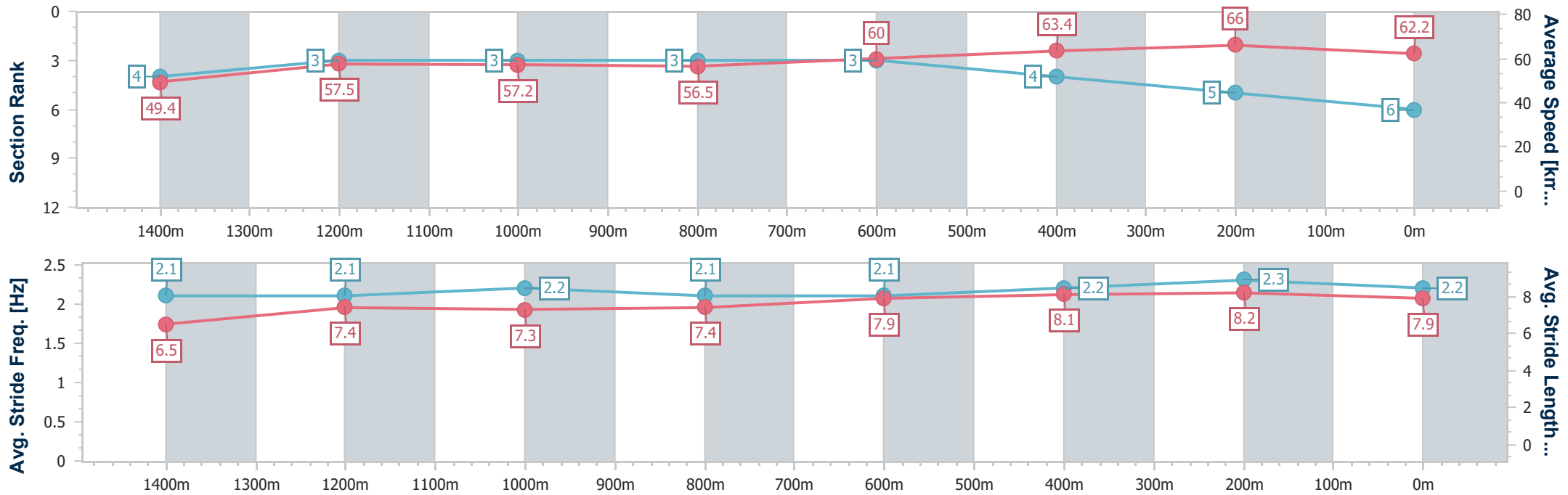


08 February 2025 - 12:48

BRISBANE RACING CLUB

Track Rating: Good 4, Weather: Fine, Rail Position: +2m Entire

Section	Overall	1400m	1200m	1000m	800m	600m	400m	200m
Section Times	1:37.91 [6] (0:14.51)	1:23.40 [4] (0:12.34)	1:11.06 [3] (0:12.59)	0:58.47 [3] (0:12.77)	0:45.70 [3] (0:11.97)	0:33.73 [3] (0:11.25)	0:22.48 [4] (0:10.92)	0:11.56 [5] (0:11.56)
Average Speed [km/h]	49.4	57.5	57.2	56.5	60.0	63.4	66.0	62.2
Top Speed [km/h]	61.5	61.5	58.3	58.0	62.5	65.2	66.4	65.3
Avg. Dist. to Rail [m]	1.2	2.1	0.6	0.2	0.8	1.3	0.5	1.1
Avg. Stride Freq. [Hz]	2.1	2.1	2.2	2.1	2.1	2.2	2.3	2.2
Avg. Stride Length [m]	6.5	7.4	7.3	7.4	7.9	8.1	8.2	7.9



- [] Ranking at each section and finish
- .-.- No data available at this section
- NA No data available



Horse/Jockey Name	Serenade The Cat
Final Rank	7
Fastest Section Time (Section)	0:10.94 (400m)
Top Speed [km/h] (Section)	66.5 (400m)
Race State	Finished



Doomben QLD Professional
Race 2: GIRLS DAY OUT 1 MARCH BENCHMARK 68 Handicap - 1600m

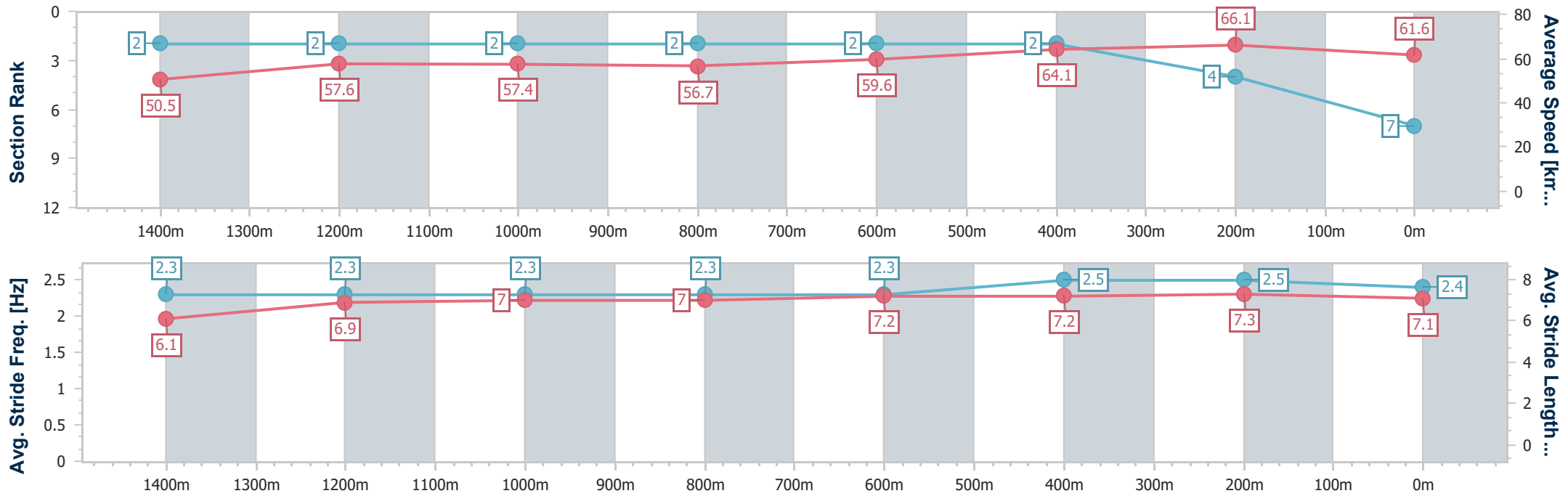


08 February 2025 - 12:48

BRISBANE RACING CLUB

Track Rating: Good 4, Weather: Fine, Rail Position: +2m Entire

Section	Overall	1400m	1200m	1000m	800m	600m	400m	200m
Section Times	1:37.96 [7] (0:14.32)	1:23.64 [2] (0:12.39)	1:11.25 [2] (0:12.58)	0:58.67 [2] (0:12.64)	0:46.03 [2] (0:12.14)	0:33.89 [2] (0:11.27)	0:22.62 [2] (0:10.94)	0:11.68 [4] (0:11.68)
Average Speed [km/h]	50.5	57.6	57.4	56.7	59.6	64.1	66.1	61.6
Top Speed [km/h]	63.2	61.3	57.9	58.5	62.8	66.3	66.5	65.1
Avg. Dist. to Rail [m]	5.1	0.9	0.3	0.4	0.5	0.9	1.5	0.5
Avg. Stride Freq. [Hz]	2.3	2.3	2.3	2.3	2.3	2.5	2.5	2.4
Avg. Stride Length [m]	6.1	6.9	7.0	7.0	7.2	7.2	7.3	7.1



- [] Ranking at each section and finish
- .-.- No data available at this section
- NA No data available



Horse/Jockey Name	Rebel's Edge
Final Rank	8
Fastest Section Time (Section)	0:10.62 (400m)
Top Speed [km/h] (Section)	69.7 (400m)
Race State	Finished



Doomben QLD Professional
Race 2: GIRLS DAY OUT 1 MARCH BENCHMARK 68 Handicap - 1600m

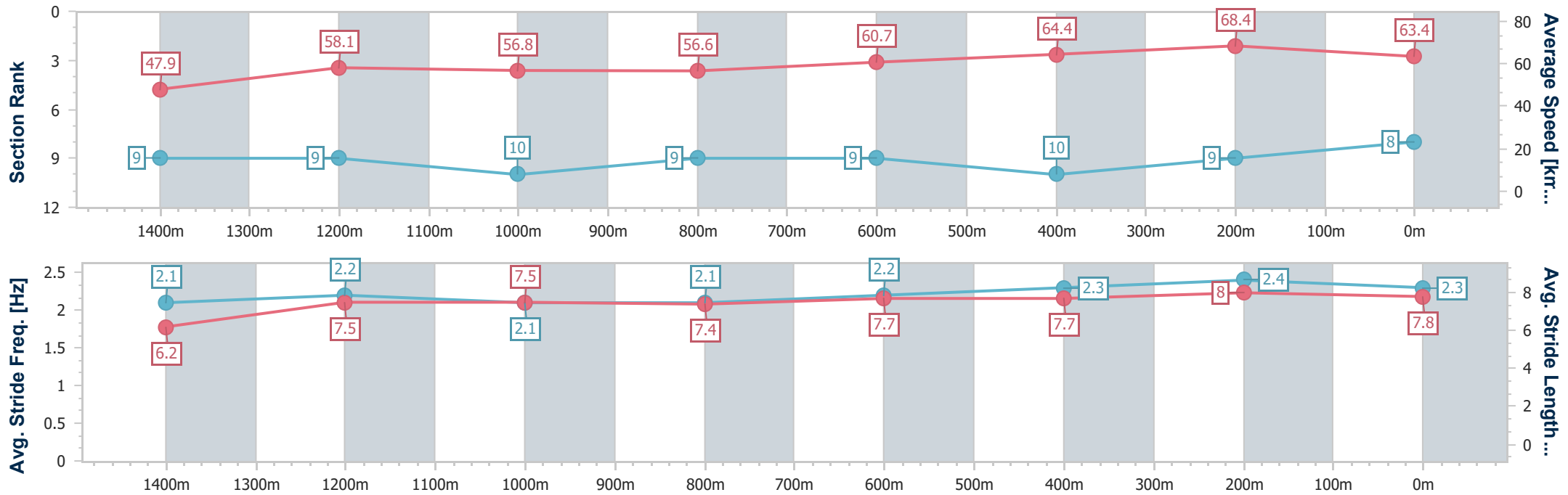


08 February 2025 - 12:48

BRISBANE RACING CLUB

Track Rating: Good 4, Weather: Fine, Rail Position: +2m Entire

Section	Overall	1400m	1200m	1000m	800m	600m	400m	200m
Section Times	1:37.99 [8] (0:15.07)	1:22.92 [9] (0:12.33)	1:10.59 [9] (0:12.70)	0:57.89 [10] (0:12.70)	0:45.19 [9] (0:11.96)	0:33.23 [9] (0:11.27)	0:21.96 [10] (0:10.62)	0:11.34 [9] (0:11.34)
Average Speed [km/h]	47.9	58.1	56.8	56.6	60.7	64.4	68.4	63.4
Top Speed [km/h]	59.2	60.2	59.2	59.3	63.2	66.9	69.7	68.4
Avg. Dist. to Rail [m]	3.6	0.5	0.2	0.4	1.5	1.5	4.0	5.8
Avg. Stride Freq. [Hz]	2.1	2.2	2.1	2.1	2.2	2.3	2.4	2.3
Avg. Stride Length [m]	6.2	7.5	7.5	7.4	7.7	7.7	8.0	7.8



- [] Ranking at each section and finish
- .-.- No data available at this section
- NA No data available



Horse/Jockey Name	Tuhinga
Final Rank	9
Fastest Section Time (Section)	0:10.84 (400m)
Top Speed [km/h] (Section)	68.2 (400m)
Race State	Finished



Doomben QLD Professional
Race 2: GIRLS DAY OUT 1 MARCH BENCHMARK 68 Handicap - 1600m

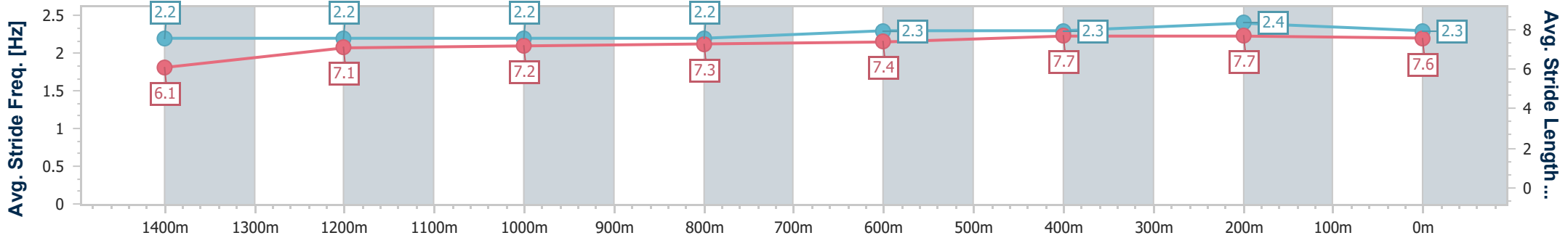
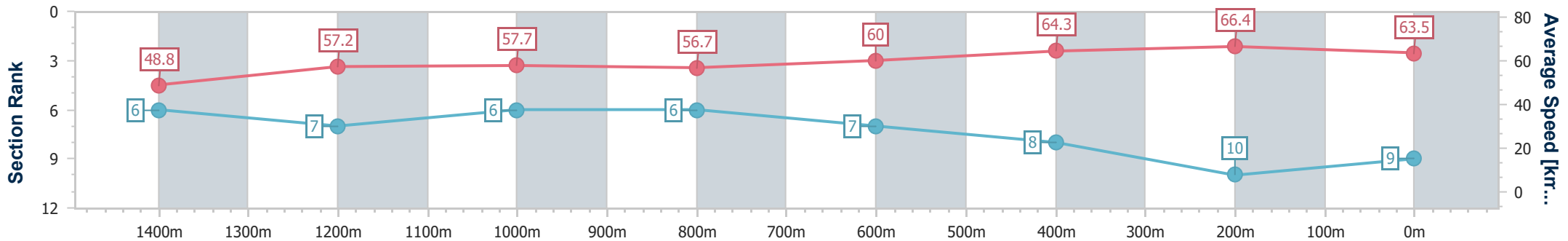


08 February 2025 - 12:48

BRISBANE RACING CLUB

Track Rating: Good 4, Weather: Fine, Rail Position: +2m Entire

Section	Overall	1400m	1200m	1000m	800m	600m	400m	200m
Section Times	1:38.02 [9] (0:14.76)	1:23.26 [6] (0:12.49)	1:10.77 [7] (0:12.52)	0:58.25 [6] (0:12.70)	0:45.55 [6] (0:12.07)	0:33.48 [7] (0:11.27)	0:22.21 [8] (0:10.84)	0:11.37 [10] (0:11.37)
Average Speed [km/h]	48.8	57.2	57.7	56.7	60.0	64.3	66.4	63.5
Top Speed [km/h]	60.2	60.4	59.2	59.5	62.3	65.7	68.2	67.1
Avg. Dist. to Rail [m]	1.3	0.7	0.5	0.3	1.3	1.0	2.1	3.4
Avg. Stride Freq. [Hz]	2.2	2.2	2.2	2.2	2.3	2.3	2.4	2.3
Avg. Stride Length [m]	6.1	7.1	7.2	7.3	7.4	7.7	7.7	7.6



- [] Ranking at each section and finish
- .-.- No data available at this section
- NA No data available



Horse/Jockey Name	Sharp Dazzler
Final Rank	10
Fastest Section Time (Section)	0:10.95 (400m)
Top Speed [km/h] (Section)	67.4 (400m)
Race State	Finished



Doomben QLD Professional
Race 2: GIRLS DAY OUT 1 MARCH BENCHMARK 68 Handicap - 1600m

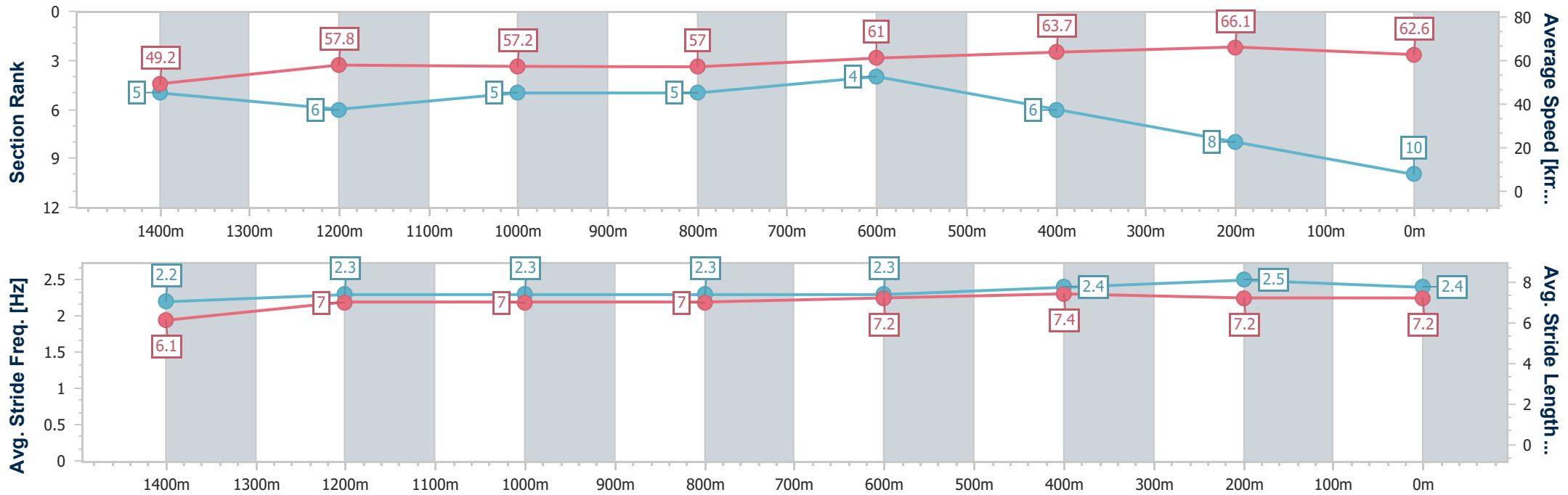
08 February 2025 - 12:48

Track Rating: Good 4, Weather: Fine, Rail Position: +2m Entire



BRISBANE
RACING CLUB

Section	Overall	1400m	1200m	1000m	800m	600m	400m	200m
Section Times	1:38.10 [10] (0:14.65)	1:23.45 [5] (0:12.49)	1:10.96 [6] (0:12.58)	0:58.38 [5] (0:12.63)	0:45.75 [5] (0:11.89)	0:33.86 [4] (0:11.39)	0:22.47 [6] (0:10.95)	0:11.52 [8] (0:11.52)
Average Speed [km/h]	49.2	57.8	57.2	57.0	61.0	63.7	66.1	62.6
Top Speed [km/h]	59.8	60.0	59.9	59.9	62.5	65.3	67.4	65.0
Avg. Dist. to Rail [m]	2.2	0.3	0.2	0.4	0.8	1.5	4.6	6.6
Avg. Stride Freq. [Hz]	2.2	2.3	2.3	2.3	2.3	2.4	2.5	2.4
Avg. Stride Length [m]	6.1	7.0	7.0	7.0	7.2	7.4	7.2	7.2



- [] Ranking at each section and finish
- .-.-.- No data available at this section
- NA No data available



Doomben QLD Professional

Race 3: THE GIBSON BENCHMARK 70 Handicap - 2200m

08 February 2025 - 13:23



BRISBANE
RACING CLUB

Track Rating: Good 4, Weather: Fine, Rail Position: +2m Entire

Section		Overall	2000m	1800m	1600m	1400m	1200m	1000m	Last 600m				
Field Times		2:16.75 (0:14.33)	2:02.42 (0:11.85)	1:50.57 (0:13.00)	1:37.57 (0:12.54)	1:25.03 (0:13.06)	1:11.97 (0:13.03)	0:58.94 (0:12.69)	0:33.96				
Rank	TAB Horse/Jockey	Barrier	Top Speed [km/h]	Fastest Section									Distance Travelled [m]
1	7 ARIZONA DREAMING Michael Rodd	12	67.0 400m	0:10.93 400m	2:16.75 [1] (0:14.52)	2:02.23 [2] (0:11.76)	1:50.47 [2] (0:12.98)	1:37.49 [2] (0:12.46)	1:25.03 [1] (0:13.06)	1:11.97 [1] (0:13.03)	0:58.94 [1] (0:12.69)	0:33.96	
2	5 FINAL RESET James Orman	8	67.7 400m	0:10.81 400m	2:16.87 [2] (0:14.66)	2:02.21 [3] (0:11.96)	1:50.25 [4] (0:13.01)	1:37.24 [4] (0:12.67)	1:24.57 [4] (0:12.98)	1:11.59 [4] (0:12.99)	0:58.60 [4] (0:12.65)	0:33.75	+2
3	3 CELESTIAL FURY Mark Du Plessis	3	66.4 400m	0:11.06 400m	2:17.20 [3] (0:14.70)	2:02.50 [4] (0:11.84)	1:50.66 [3] (0:12.90)	1:37.76 [3] (0:12.67)	1:25.09 [3] (0:12.96)	1:12.13 [3] (0:12.99)	0:59.14 [3] (0:12.62)	0:34.18	+0
4	9 KAIROS LOUIE Jag Guthmann-Chester	10	66.3 400m	0:11.20 400m	2:17.46 [4] (0:14.33)	2:03.13 [1] (0:11.85)	1:51.28 [1] (0:13.00)	1:38.28 [1] (0:12.83)	1:25.45 [2] (0:12.96)	1:12.49 [2] (0:12.94)	0:59.55 [2] (0:12.68)	0:34.59	-2
5	4 GULF OF TOMINI Taylor Marshall	11	66.9 400m	0:10.94 400m	2:17.52 [5] (0:15.57)	2:01.95 [12] (0:11.89)	1:50.06 [12] (0:12.98)	1:37.08 [12] (0:12.86)	1:24.22 [12] (0:12.68)	1:11.54 [11] (0:13.18)	0:58.36 [12] (0:12.57)	0:33.72	-2
6	10 MAURIZMA Andrew Mallyon	7	66.1 400m	0:11.05 400m	2:17.61 [6] (0:15.52)	2:02.09 [11] (0:11.88)	1:50.21 [11] (0:12.96)	1:37.25 [11] (0:12.93)	1:24.32 [11] (0:12.76)	1:11.56 [12] (0:13.07)	0:58.49 [11] (0:12.55)	0:34.01	+6
7	6 LIKEABEEL Angela Jones	5	66.0 400m	0:11.07 400m	2:17.73 [7] (0:15.25)	2:02.48 [9] (0:11.83)	1:50.65 [8] (0:13.02)	1:37.63 [8] (0:12.83)	1:24.80 [8] (0:12.79)	1:12.01 [10] (0:13.08)	0:58.93 [10] (0:12.62)	0:34.10	+3
8	11 RADEGAST Cejay Graham	1	65.7 400m	0:11.14 400m	2:17.79 [8] (0:14.85)	2:02.94 [5] (0:12.05)	1:50.89 [6] (0:12.97)	1:37.92 [6] (0:12.67)	1:25.25 [6] (0:12.87)	1:12.38 [6] (0:13.07)	0:59.31 [6] (0:12.58)	0:34.48	-4
9	8 PLEADEEL Tahlia Fenlon	2	65.0 400m	0:11.19 400m	2:17.84 [9] (0:14.96)	2:02.88 [6] (0:11.93)	1:50.95 [5] (0:12.91)	1:38.04 [5] (0:12.68)	1:25.36 [5] (0:12.94)	1:12.42 [7] (0:13.07)	0:59.35 [7] (0:12.56)	0:34.54	+1
10	13 BILPA MOREA Samantha Collett	6	65.1 400m	0:11.37 400m	2:17.95 [10] (0:15.33)	2:02.62 [10] (0:12.02)	1:50.60 [10] (0:12.81)	1:37.79 [10] (0:12.82)	1:24.97 [9] (0:12.36)	1:12.61 [5] (0:13.01)	0:59.60 [5] (0:12.41)	0:35.08	+6

Scratched: Giddy Gan's Joy (#12)

[] Ranking at each section and finish
 -:-:- No data available at this section
 NA No data available

SCN Saddle cloth number
 DNF Did not finish
 DNT Did not track



Doomben QLD Professional

Race 3: THE GIBSON BENCHMARK 70 Handicap - 2200m

08 February 2025 - 13:23



BRISBANE
RACING CLUB

Track Rating: Good 4, Weather: Fine, Rail Position: +2m Entire

Section		Overall	2000m	1800m	1600m	1400m	1200m	1000m	Last 600m
Field Times		2:16.75 (0:14.33)	2:02.42 (0:11.85)	1:50.57 (0:13.00)	1:37.57 (0:12.54)	1:25.03 (0:13.06)	1:11.97 (0:13.03)	0:58.94 (0:12.69)	0:33.96

Rank	TAB	Horse/Jockey	Barrier	Top Speed [km/h]	Fastest Section	Overall	2000m	1800m	1600m	1400m	1200m	1000m	Last 600m	Distance Travelled [m]
11	1	LUCKY EXCHANGE Cody Collis	4	65.9 400m	0:11.11 400m	2:17.98 [11] (0:15.24)	2:02.74 [8] (0:11.86)	1:50.88 [9] (0:13.03)	1:37.85 [9] (0:12.88)	1:24.97 [10] (0:12.68)	1:12.29 [9] (0:13.10)	0:59.19 [9] (0:12.65)	0:34.33	-2
12	2	TAPPY'S LAD Paul Hamblin	9	64.1 400m	0:11.38 400m	2:18.52 [12] (0:15.03)	2:03.49 [7] (0:11.88)	1:51.61 [7] (0:13.12)	1:38.49 [7] (0:12.72)	1:25.77 [7] (0:12.80)	1:12.97 [8] (0:13.00)	0:59.97 [8] (0:12.54)	0:35.25	+10

Scratched: Giddy Gan's Joy (#12)

[] Ranking at each section and finish
 -:-:-:- No data available at this section
 NA No data available

SCN Saddle cloth number
 DNF Did not finish
 DNT Did not track



Doomben QLD Professional

Race 3: THE GIBSON BENCHMARK 70 Handicap - 2200m

08 February 2025 - 13:23



BRISBANE
RACING CLUB

Track Rating: Good 4, Weather: Fine, Rail Position: +2m Entire

Section						800m	600m	400m	200m	Last 600m	
Field Times						0:46.25 (0:12.29)	0:33.96 (0:11.54)	0:22.42 (0:10.93)	0:11.49 (0:11.49)	0:33.96	
Rank	TAB Horse/Jockey	Barrier	Top Speed [km/h]	Fastest Section					Margin	Distance Travelled [m]	
1	7 ARIZONA DREAMING Michael Rodd	12	67.0 400m	0:10.93 400m	0:46.25 [1] (0:12.29)	0:33.96 [1] (0:11.54)	0:22.42 [1] (0:10.93)	0:11.49 [1] (0:11.49)	2:16.75	0:33.96	
2	5 FINAL RESET James Orman	8	67.7 400m	0:10.81 400m	0:45.95 [5] (0:12.20)	0:33.75 [5] (0:11.42)	0:22.33 [5] (0:10.81)	0:11.52 [2] (0:11.52)	0.7L	0:33.75 +2	
3	3 CELESTIAL FURY Mark Du Plessis	3	66.4 400m	0:11.06 400m	0:46.52 [3] (0:12.34)	0:34.18 [4] (0:11.47)	0:22.71 [4] (0:11.06)	0:11.65 [3] (0:11.65)	2.62L	0:34.18 +0	
4	9 KAIROS LOUIE Jag Guthmann-Chester	10	66.3 400m	0:11.20 400m	0:46.87 [2] (0:12.28)	0:34.59 [2] (0:11.48)	0:23.11 [3] (0:11.20)	0:11.91 [4] (0:11.91)	4.18L	0:34.59 -2	
5	4 GULF OF TOMINI Taylor Marshall	11	66.9 400m	0:10.94 400m	0:45.79 [12] (0:12.07)	0:33.72 [12] (0:11.37)	0:22.35 [12] (0:10.94)	0:11.41 [9] (0:11.41)	4.5L	0:33.72 -2	
6	10 MAURIZMA Andrew Mallyon	7	66.1 400m	0:11.05 400m	0:45.94 [11] (0:11.93)	0:34.01 [9] (0:11.39)	0:22.62 [8] (0:11.05)	0:11.57 [8] (0:11.57)	5.03L	0:34.01 +6	
7	6 LIKEABEEL Angela Jones	5	66.0 400m	0:11.07 400m	0:46.31 [9] (0:12.21)	0:34.10 [10] (0:11.43)	0:22.67 [10] (0:11.07)	0:11.60 [10] (0:11.60)	5.73L	0:34.10 +3	
8	11 RADEGAST Cejay Graham	1	65.7 400m	0:11.14 400m	0:46.73 [7] (0:12.25)	0:34.48 [8] (0:11.47)	0:23.01 [7] (0:11.14)	0:11.87 [6] (0:11.87)	6.1L	0:34.48 -4	
9	8 PLEADEEL Tahlia Fenlon	2	65.0 400m	0:11.19 400m	0:46.79 [6] (0:12.25)	0:34.54 [7] (0:11.46)	0:23.08 [6] (0:11.19)	0:11.89 [7] (0:11.89)	6.36L	0:34.54 +1	
10	13 BILPA MOREA Samantha Collett	6	65.1 400m	0:11.37 400m	0:47.19 [4] (0:12.11)	0:35.08 [3] (0:11.48)	0:23.60 [2] (0:11.37)	0:12.23 [5] (0:12.23)	7.04L	0:35.08 +6	

Scratched: Giddy Gan's Joy (#12)

Report Created: Sat 8 February 2025 14:11 GMT+1 (Note: Timing is based on position data)

Page 3/16

[] Ranking at each section and finish
 -:-:- No data available at this section
 NA No data available

SCN Saddle cloth number
 DNF Did not finish
 DNT Did not track

data processed by  TRIPLESDATA



Doomben QLD Professional

Race 3: THE GIBSON BENCHMARK 70 Handicap - 2200m

08 February 2025 - 13:23



BRISBANE
RACING CLUB

Track Rating: Good 4, Weather: Fine, Rail Position: +2m Entire

Section		800m	600m	400m	200m	Last 600m					
Field Times		0:46.25 (0:12.29)	0:33.96 (0:11.54)	0:22.42 (0:10.93)	0:11.49 (0:11.49)	0:33.96					
Rank	TAB Horse/Jockey	Barrier	Top Speed [km/h]	Fastest Section	Margin			Distance Travelled [m]			
11	1 LUCKY EXCHANGE Cody Collis	4	65.9 400m	0:11.11 400m	0:46.54 [10] (0:12.21)	0:34.33 [11] (0:11.46)	0:22.87 [11] (0:11.11)	0:11.76 [11] (0:11.76)	7.21L	0:34.33	-2
12	2 TAPPY'S LAD Paul Hamblin	9	64.1 400m	0:11.38 400m	0:47.43 [8] (0:12.18)	0:35.25 [6] (0:11.74)	0:23.51 [9] (0:11.38)	0:12.13 [12] (0:12.13)	10.37L	0:35.25	+10

Scratched: Giddy Gan's Joy (#12)

[] Ranking at each section and finish
 -:-:-:- No data available at this section
 NA No data available

SCN Saddle cloth number
 DNF Did not finish
 DNT Did not track



Horse/Jockey Name	Arizona Dreaming
Final Rank	1
Fastest Section Time (Section)	0:10.93 (400m)
Top Speed [km/h] (Section)	67.0 (400m)
Race State	Finished



Doomben QLD Professional

Race 3: THE GIBSON BENCHMARK 70 Handicap - 2200m

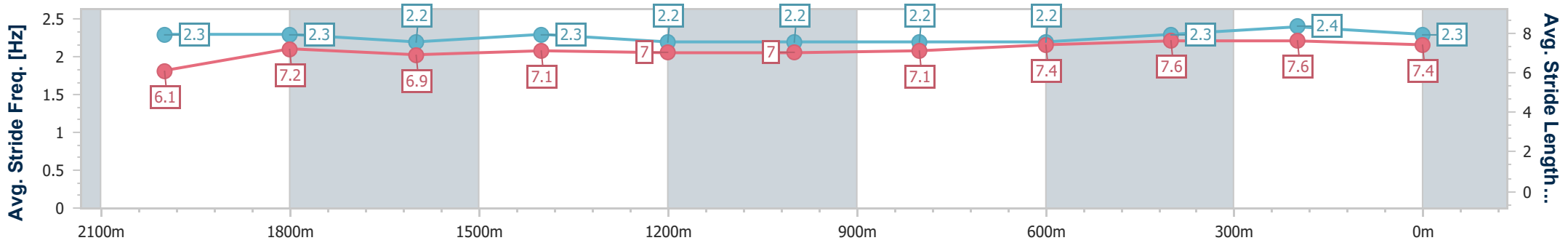
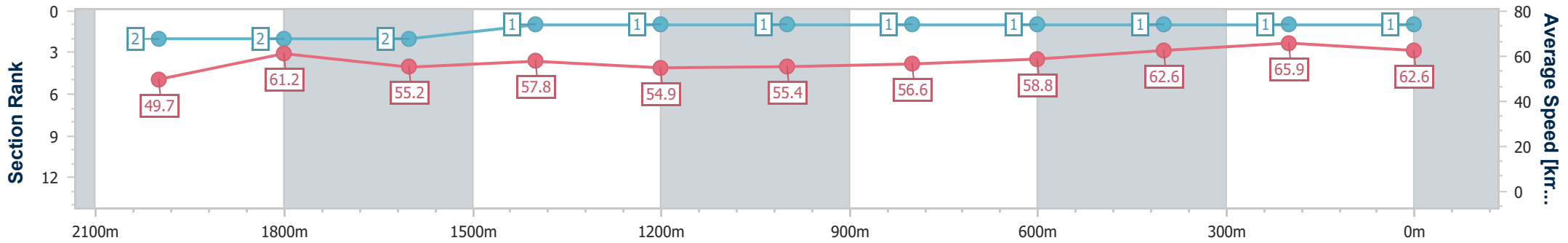
08 February 2025 - 13:23

Track Rating: Good 4, Weather: Fine, Rail Position: +2m Entire



BRISBANE RACING CLUB

Section	Overall	2000m	1800m	1600m	1400m	1200m	1000m	800m	600m	400m	200m
Section Times	2:16.75 [1] (0:14.52)	2:02.23 [2] (0:11.76)	1:50.47 [2] (0:12.98)	1:37.49 [2] (0:12.46)	1:25.03 [1] (0:13.06)	1:11.97 [1] (0:13.03)	0:58.94 [1] (0:12.69)	0:46.25 [1] (0:12.29)	0:33.96 [1] (0:11.54)	0:22.42 [1] (0:10.93)	0:11.49 [1] (0:11.49)
Average Speed [km/h]	49.7	61.2	55.2	57.8	54.9	55.4	56.6	58.8	62.6	65.9	62.6
Top Speed [km/h]	64.6	64.5	58.5	60.9	55.9	56.4	57.4	61.5	64.0	67.0	65.0
Avg. Dist. to Rail [m]	5.2	0.6	0.4	0.5	0.5	0.8	0.8	0.6	0.4	0.9	0.6
Avg. Stride Freq. [Hz]	2.3	2.3	2.2	2.3	2.2	2.2	2.2	2.2	2.3	2.4	2.3
Avg. Stride Length [m]	6.1	7.2	6.9	7.1	7.0	7.0	7.1	7.4	7.6	7.6	7.4



- [] Ranking at each section and finish
- .-.- No data available at this section
- NA No data available



Horse/Jockey Name	Final Reset
Final Rank	2
Fastest Section Time (Section)	0:10.81 (400m)
Top Speed [km/h] (Section)	67.7 (400m)
Race State	Finished



Doomben QLD Professional

Race 3: THE GIBSON BENCHMARK 70 Handicap - 2200m

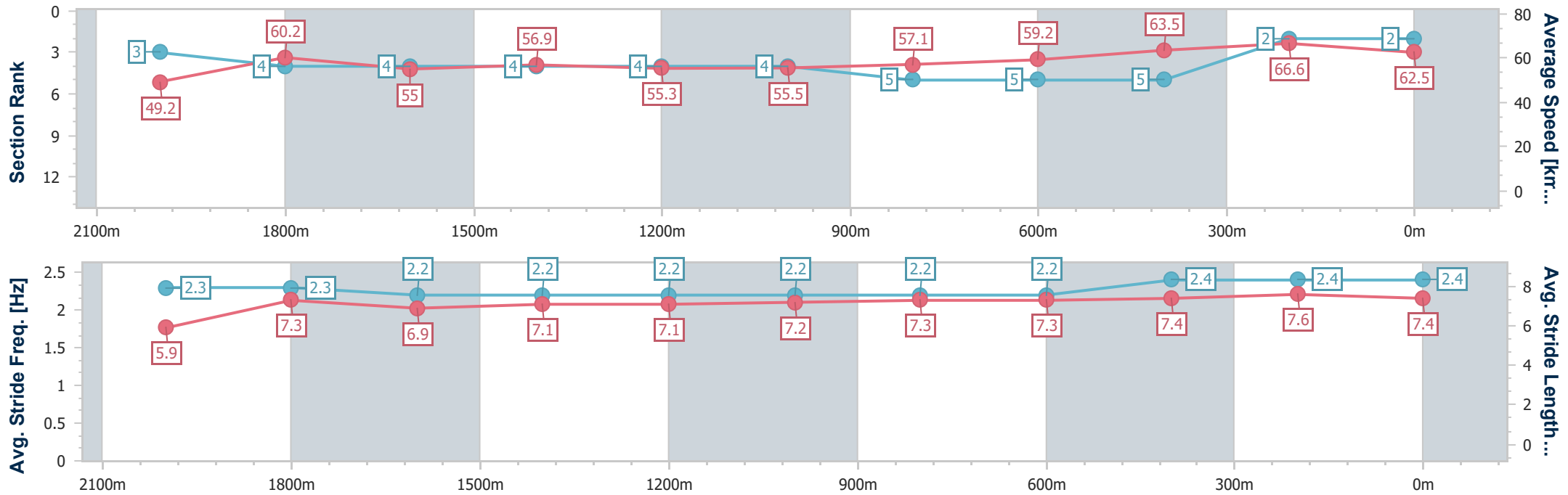
08 February 2025 - 13:23

Track Rating: Good 4, Weather: Fine, Rail Position: +2m Entire



BRISBANE RACING CLUB

Section	Overall	2000m	1800m	1600m	1400m	1200m	1000m	800m	600m	400m	200m
Section Times	2:16.87 [2] (0:14.66)	2:02.21 [3] (0:11.96)	1:50.25 [4] (0:13.01)	1:37.24 [4] (0:12.67)	1:24.57 [4] (0:12.98)	1:11.59 [4] (0:12.99)	0:58.60 [4] (0:12.65)	0:45.95 [5] (0:12.20)	0:33.75 [5] (0:11.42)	0:22.33 [5] (0:10.81)	0:11.52 [2] (0:11.52)
Average Speed [km/h]	49.2	60.2	55.0	56.9	55.3	55.5	57.1	59.2	63.5	66.6	62.5
Top Speed [km/h]	62.8	61.8	57.8	58.8	56.7	56.8	57.6	61.3	65.2	67.7	67.4
Avg. Dist. to Rail [m]	1.9	1.3	1.1	0.3	0.4	1.4	1.0	1.0	1.6	0.4	0.6
Avg. Stride Freq. [Hz]	2.3	2.3	2.2	2.2	2.2	2.2	2.2	2.2	2.4	2.4	2.4
Avg. Stride Length [m]	5.9	7.3	6.9	7.1	7.1	7.2	7.3	7.3	7.4	7.6	7.4



- [] Ranking at each section and finish
- .-.- No data available at this section
- NA No data available



Horse/Jockey Name	Celestial Fury
Final Rank	3
Fastest Section Time (Section)	0:11.06 (400m)
Top Speed [km/h] (Section)	66.4 (400m)
Race State	Finished

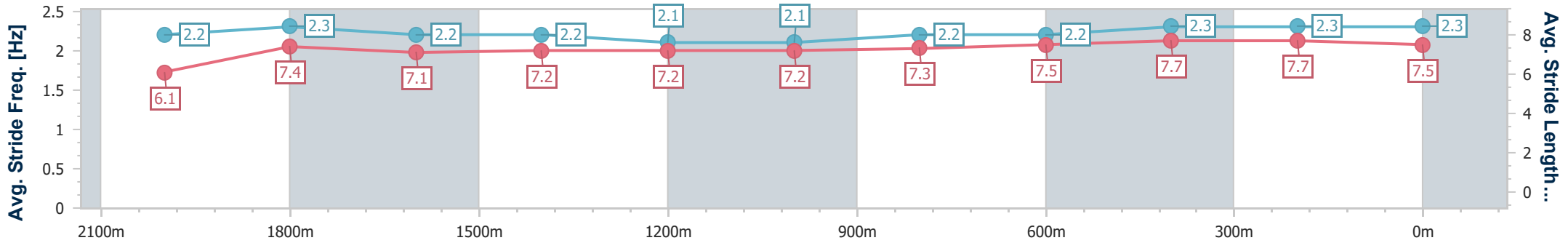
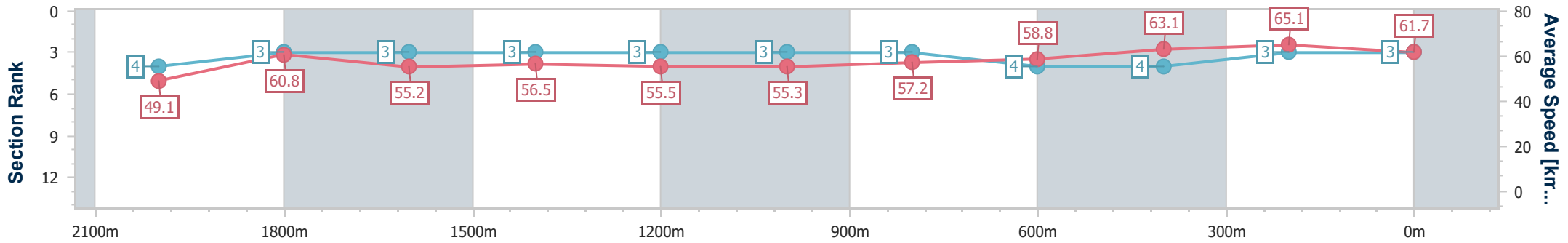


Doomben QLD Professional
Race 3: THE GIBSON BENCHMARK 70 Handicap - 2200m
 08 February 2025 - 13:23
 Track Rating: Good 4, Weather: Fine, Rail Position: +2m Entire



BRISBANE
RACING CLUB

Section	Overall	2000m	1800m	1600m	1400m	1200m	1000m	800m	600m	400m	200m
Section Times	2:17.20 [3] (0:14.70)	2:02.50 [4] (0:11.84)	1:50.66 [3] (0:12.90)	1:37.76 [3] (0:12.67)	1:25.09 [3] (0:12.96)	1:12.13 [3] (0:12.99)	0:59.14 [3] (0:12.62)	0:46.52 [3] (0:12.34)	0:34.18 [4] (0:11.47)	0:22.71 [4] (0:11.06)	0:11.65 [3] (0:11.65)
Average Speed [km/h]	49.1	60.8	55.2	56.5	55.5	55.3	57.2	58.8	63.1	65.1	61.7
Top Speed [km/h]	62.9	62.6	58.6	58.4	57.7	56.5	57.8	61.9	64.3	66.4	64.4
Avg. Dist. to Rail [m]	1.6	1.7	1.9	0.8	0.5	0.7	0.7	1.3	0.8	0.6	0.6
Avg. Stride Freq. [Hz]	2.2	2.3	2.2	2.2	2.1	2.1	2.2	2.2	2.3	2.3	2.3
Avg. Stride Length [m]	6.1	7.4	7.1	7.2	7.2	7.2	7.3	7.5	7.7	7.7	7.5



- [] Ranking at each section and finish
- .-.- No data available at this section
- NA No data available



Horse/Jockey Name	Kairos Louie
Final Rank	4
Fastest Section Time (Section)	0:11.20 (400m)
Top Speed [km/h] (Section)	66.3 (400m)
Race State	Finished



Doomben QLD Professional

Race 3: THE GIBSON BENCHMARK 70 Handicap - 2200m

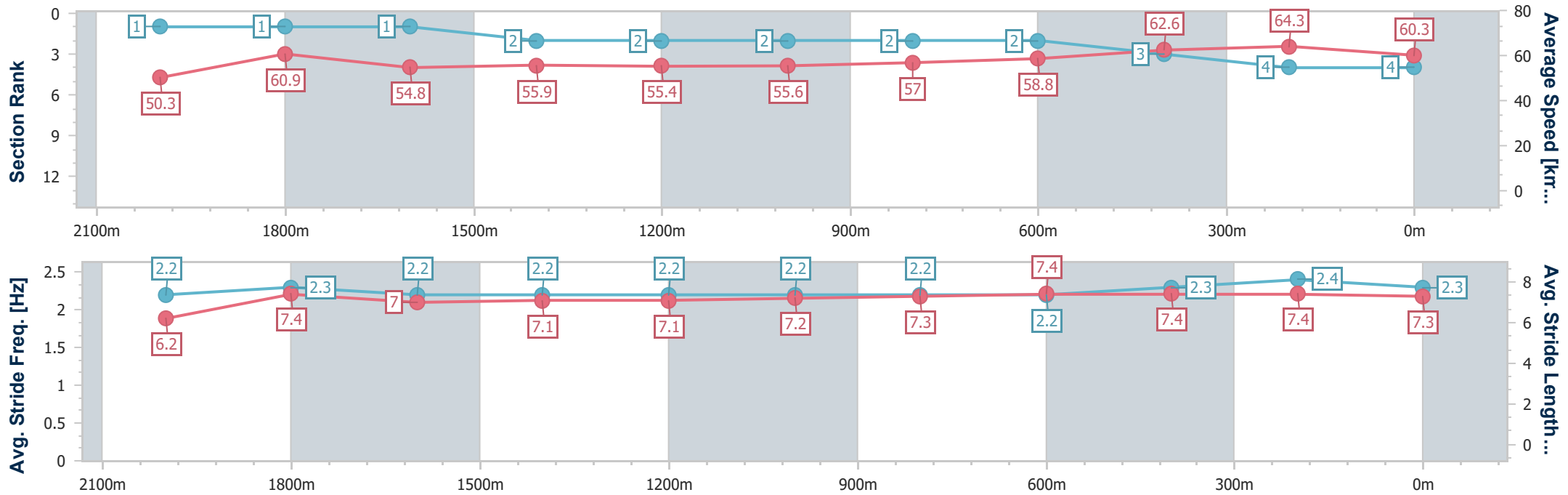
08 February 2025 - 13:23

Track Rating: Good 4, Weather: Fine, Rail Position: +2m Entire



BRISBANE RACING CLUB

Section	Overall	2000m	1800m	1600m	1400m	1200m	1000m	800m	600m	400m	200m
Section Times	2:17.46 [4] (0:14.33)	2:03.13 [1] (0:11.85)	1:51.28 [1] (0:13.00)	1:38.28 [1] (0:12.83)	1:25.45 [2] (0:12.96)	1:12.49 [2] (0:12.94)	0:59.55 [2] (0:12.68)	0:46.87 [2] (0:12.28)	0:34.59 [2] (0:11.48)	0:23.11 [3] (0:11.20)	0:11.91 [4] (0:11.91)
Average Speed [km/h]	50.3	60.9	54.8	55.9	55.4	55.6	57.0	58.8	62.6	64.3	60.3
Top Speed [km/h]	64.0	63.6	58.0	57.1	56.4	56.5	57.8	60.9	64.1	66.3	62.6
Avg. Dist. to Rail [m]	3.8	2.2	1.9	0.9	0.3	1.2	1.3	0.5	0.4	0.4	0.3
Avg. Stride Freq. [Hz]	2.2	2.3	2.2	2.2	2.2	2.2	2.2	2.2	2.3	2.4	2.3
Avg. Stride Length [m]	6.2	7.4	7.0	7.1	7.1	7.2	7.3	7.4	7.4	7.4	7.3



- [] Ranking at each section and finish
- .-.- No data available at this section
- NA No data available



Horse/Jockey Name	Gulf Of Tomini
Final Rank	5
Fastest Section Time (Section)	0:10.94 (400m)
Top Speed [km/h] (Section)	66.9 (400m)
Race State	Finished

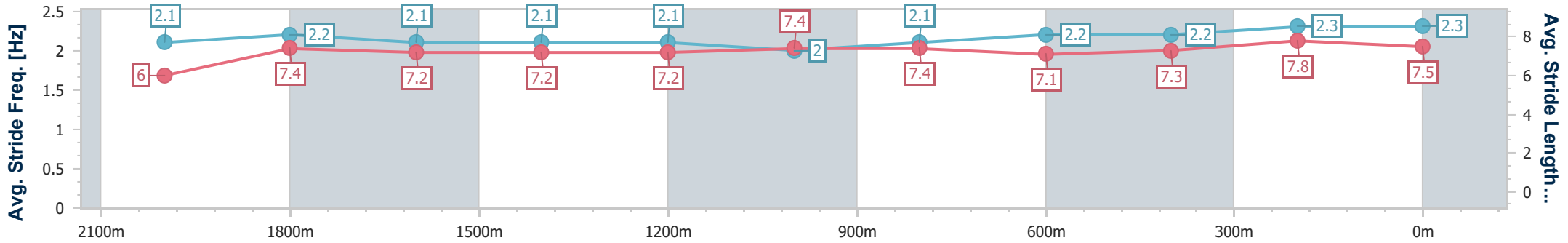
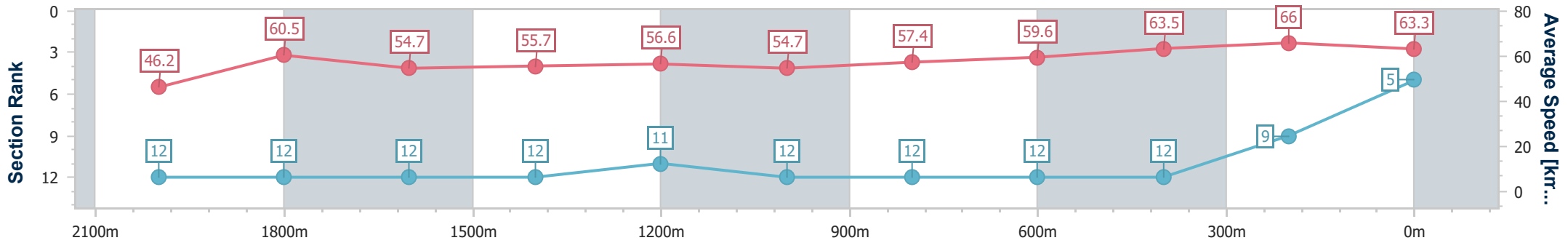


Doomben QLD Professional
 Race 3: THE GIBSON BENCHMARK 70 Handicap - 2200m
 08 February 2025 - 13:23
 Track Rating: Good 4, Weather: Fine, Rail Position: +2m Entire



BRISBANE RACING CLUB

Section	Overall	2000m	1800m	1600m	1400m	1200m	1000m	800m	600m	400m	200m
Section Times	2:17.52 [5] (0:15.57)	2:01.95 [12] (0:11.89)	1:50.06 [12] (0:12.98)	1:37.08 [12] (0:12.86)	1:24.22 [12] (0:12.68)	1:11.54 [11] (0:13.18)	0:58.36 [12] (0:12.57)	0:45.79 [12] (0:12.07)	0:33.72 [12] (0:11.37)	0:22.35 [12] (0:10.94)	0:11.41 [9] (0:11.41)
Average Speed [km/h]	46.2	60.5	54.7	55.7	56.6	54.7	57.4	59.6	63.5	66.0	63.3
Top Speed [km/h]	62.0	62.0	59.2	59.1	60.2	55.8	58.9	61.6	64.9	66.9	66.1
Avg. Dist. to Rail [m]	3.5	1.6	2.2	2.0	0.5	0.7	0.5	0.3	0.8	3.5	6.9
Avg. Stride Freq. [Hz]	2.1	2.2	2.1	2.1	2.1	2.0	2.1	2.2	2.2	2.3	2.3
Avg. Stride Length [m]	6.0	7.4	7.2	7.2	7.2	7.4	7.4	7.1	7.3	7.8	7.5



- [] Ranking at each section and finish
- .-.- No data available at this section
- NA No data available



Horse/Jockey Name	Maurizma
Final Rank	6
Fastest Section Time (Section)	0:11.05 (400m)
Top Speed [km/h] (Section)	66.1 (400m)
Race State	Finished



Doomben QLD Professional

Race 3: THE GIBSON BENCHMARK 70 Handicap - 2200m

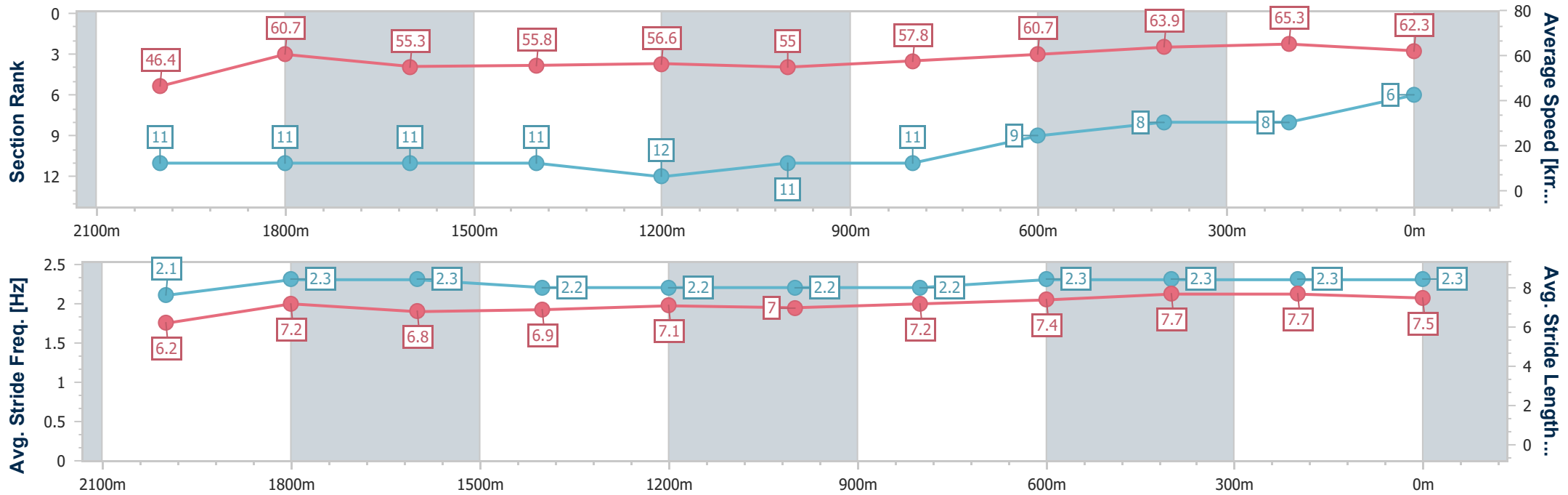
08 February 2025 - 13:23

Track Rating: Good 4, Weather: Fine, Rail Position: +2m Entire



BRISBANE RACING CLUB

Section	Overall	2000m	1800m	1600m	1400m	1200m	1000m	800m	600m	400m	200m
Section Times	2:17.61 [6] (0:15.52)	2:02.09 [11] (0:11.88)	1:50.21 [11] (0:12.96)	1:37.25 [11] (0:12.93)	1:24.32 [11] (0:12.76)	1:11.56 [12] (0:13.07)	0:58.49 [11] (0:12.55)	0:45.94 [11] (0:11.93)	0:34.01 [9] (0:11.39)	0:22.62 [8] (0:11.05)	0:11.57 [8] (0:11.57)
Average Speed [km/h]	46.4	60.7	55.3	55.8	56.6	55.0	57.8	60.7	63.9	65.3	62.3
Top Speed [km/h]	61.7	61.7	60.0	58.8	59.0	56.8	59.4	61.5	66.0	66.1	65.0
Avg. Dist. to Rail [m]	2.6	1.3	0.8	0.3	0.8	1.7	1.4	1.7	1.9	2.5	5.1
Avg. Stride Freq. [Hz]	2.1	2.3	2.3	2.2	2.2	2.2	2.2	2.3	2.3	2.3	2.3
Avg. Stride Length [m]	6.2	7.2	6.8	6.9	7.1	7.0	7.2	7.4	7.7	7.7	7.5



- [] Ranking at each section and finish
- .-.- No data available at this section
- NA No data available



Horse/Jockey Name	Likeabeel
Final Rank	7
Fastest Section Time (Section)	0:11.07 (400m)
Top Speed [km/h] (Section)	66.0 (400m)
Race State	Finished



Doomben QLD Professional

Race 3: THE GIBSON BENCHMARK 70 Handicap - 2200m

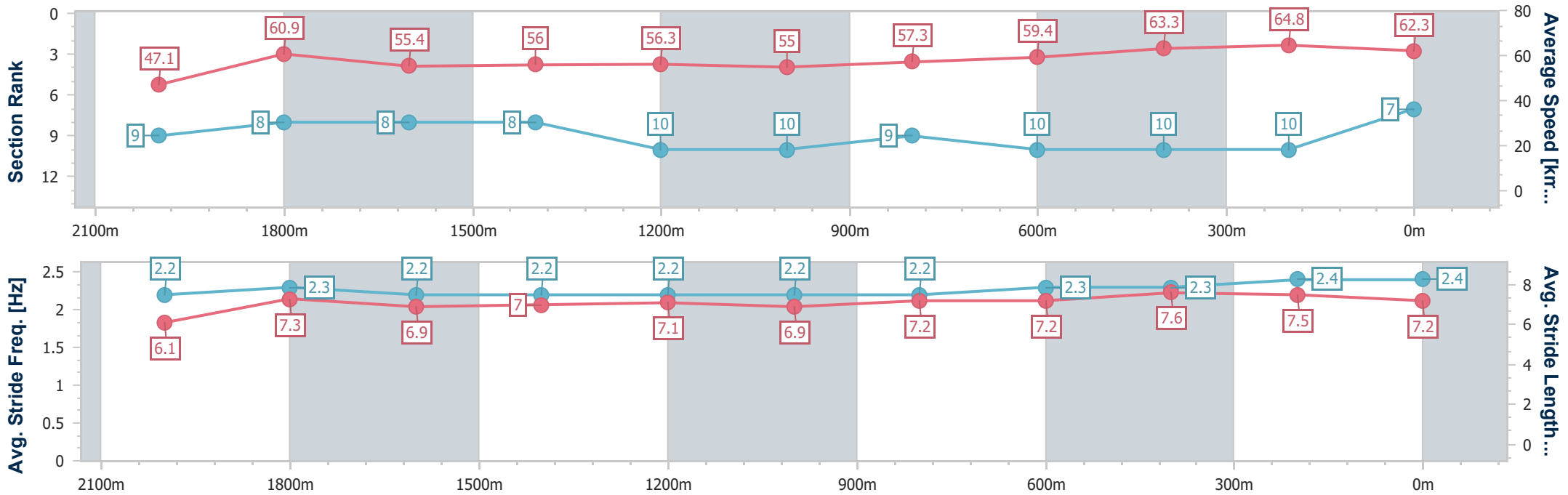
08 February 2025 - 13:23

Track Rating: Good 4, Weather: Fine, Rail Position: +2m Entire



BRISBANE RACING CLUB

Section	Overall	2000m	1800m	1600m	1400m	1200m	1000m	800m	600m	400m	200m
Section Times	2:17.73 [7] (0:15.25)	2:02.48 [9] (0:11.83)	1:50.65 [8] (0:13.02)	1:37.63 [8] (0:12.83)	1:24.80 [8] (0:12.79)	1:12.01 [10] (0:13.08)	0:58.93 [10] (0:12.62)	0:46.31 [9] (0:12.21)	0:34.10 [10] (0:11.43)	0:22.67 [10] (0:11.07)	0:11.60 [10] (0:11.60)
Average Speed [km/h]	47.1	60.9	55.4	56.0	56.3	55.0	57.3	59.4	63.3	64.8	62.3
Top Speed [km/h]	63.8	63.7	58.6	58.3	58.7	56.4	58.4	60.7	64.3	66.0	64.3
Avg. Dist. to Rail [m]	1.4	0.3	0.2	0.4	0.4	1.2	1.4	1.5	0.6	0.8	3.1
Avg. Stride Freq. [Hz]	2.2	2.3	2.2	2.2	2.2	2.2	2.2	2.3	2.3	2.4	2.4
Avg. Stride Length [m]	6.1	7.3	6.9	7.0	7.1	6.9	7.2	7.2	7.6	7.5	7.2



- [] Ranking at each section and finish
- .-.- No data available at this section
- NA No data available



Horse/Jockey Name	Radegast
Final Rank	8
Fastest Section Time (Section)	0:11.14 (400m)
Top Speed [km/h] (Section)	65.7 (400m)
Race State	Finished



Doomben QLD Professional

Race 3: THE GIBSON BENCHMARK 70 Handicap - 2200m

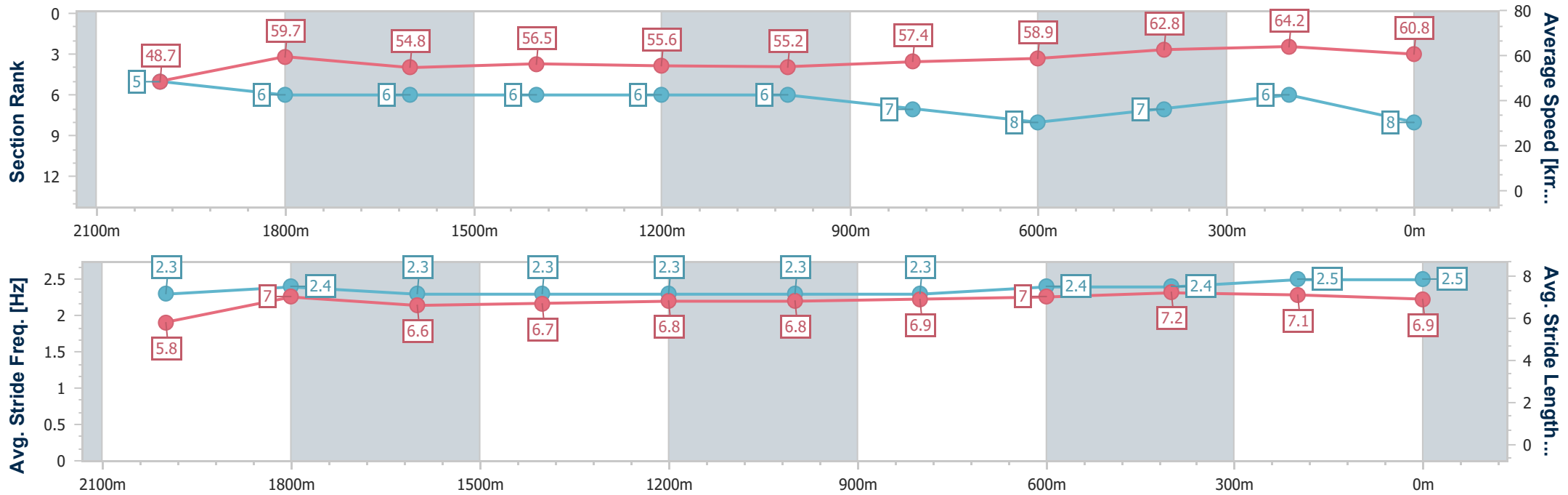
08 February 2025 - 13:23

Track Rating: Good 4, Weather: Fine, Rail Position: +2m Entire



BRISBANE RACING CLUB

Section	Overall	2000m	1800m	1600m	1400m	1200m	1000m	800m	600m	400m	200m
Section Times	2:17.79 [8] (0:14.85)	2:02.94 [5] (0:12.05)	1:50.89 [6] (0:12.97)	1:37.92 [6] (0:12.67)	1:25.25 [6] (0:12.87)	1:12.38 [6] (0:13.07)	0:59.31 [6] (0:12.58)	0:46.73 [7] (0:12.25)	0:34.48 [8] (0:11.47)	0:23.01 [7] (0:11.14)	0:11.87 [6] (0:11.87)
Average Speed [km/h]	48.7	59.7	54.8	56.5	55.6	55.2	57.4	58.9	62.8	64.2	60.8
Top Speed [km/h]	61.7	61.1	58.3	59.6	58.2	55.8	58.9	61.0	63.8	65.7	63.2
Avg. Dist. to Rail [m]	2.9	2.7	2.2	1.7	0.7	0.5	0.4	0.7	0.6	1.0	0.2
Avg. Stride Freq. [Hz]	2.3	2.4	2.3	2.3	2.3	2.3	2.3	2.4	2.4	2.5	2.5
Avg. Stride Length [m]	5.8	7.0	6.6	6.7	6.8	6.8	6.9	7.0	7.2	7.1	6.9



- [] Ranking at each section and finish
- .-.- No data available at this section
- NA No data available



Horse/Jockey Name	Pleadeel
Final Rank	9
Fastest Section Time (Section)	0:11.19 (400m)
Top Speed [km/h] (Section)	65.0 (400m)
Race State	Finished



Doomben QLD Professional

Race 3: THE GIBSON BENCHMARK 70 Handicap - 2200m

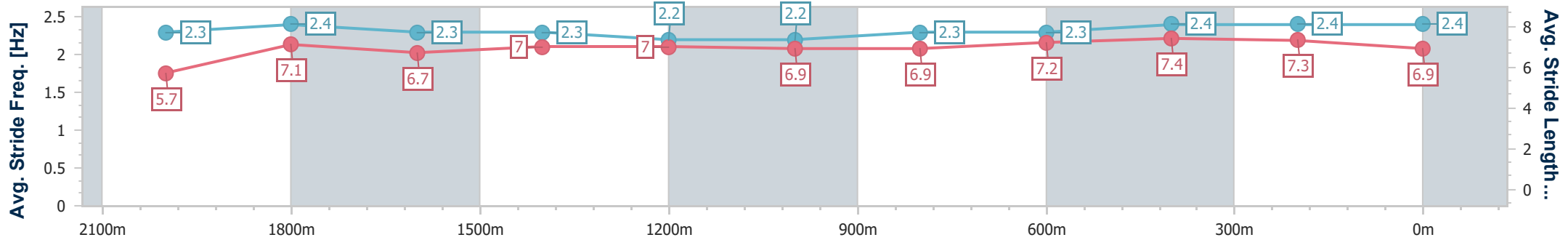
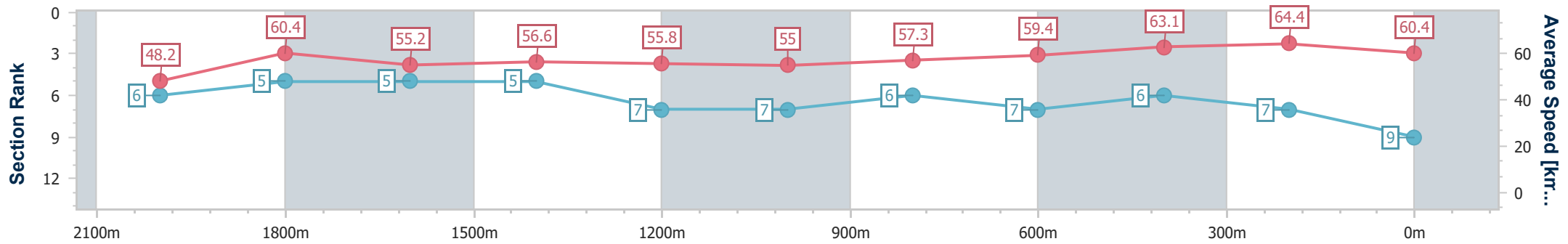
08 February 2025 - 13:23

Track Rating: Good 4, Weather: Fine, Rail Position: +2m Entire



BRISBANE RACING CLUB

Section	Overall	2000m	1800m	1600m	1400m	1200m	1000m	800m	600m	400m	200m
Section Times	2:17.84 [9] (0:14.96)	2:02.88 [6] (0:11.93)	1:50.95 [5] (0:12.91)	1:38.04 [5] (0:12.68)	1:25.36 [5] (0:12.94)	1:12.42 [7] (0:13.07)	0:59.35 [7] (0:12.56)	0:46.79 [6] (0:12.25)	0:34.54 [7] (0:11.46)	0:23.08 [6] (0:11.19)	0:11.89 [7] (0:11.89)
Average Speed [km/h]	48.2	60.4	55.2	56.6	55.8	55.0	57.3	59.4	63.1	64.4	60.4
Top Speed [km/h]	62.7	62.0	58.2	58.6	58.1	56.3	58.5	61.1	64.4	65.0	64.0
Avg. Dist. to Rail [m]	1.9	1.5	1.6	0.7	0.6	1.5	1.2	1.4	1.0	1.4	2.7
Avg. Stride Freq. [Hz]	2.3	2.4	2.3	2.3	2.2	2.2	2.3	2.3	2.4	2.4	2.4
Avg. Stride Length [m]	5.7	7.1	6.7	7.0	7.0	6.9	6.9	7.2	7.4	7.3	6.9



- [] Ranking at each section and finish
- .-.- No data available at this section
- NA No data available



Horse/Jockey Name	Bilpa Morea
Final Rank	10
Fastest Section Time (Section)	0:11.37 (400m)
Top Speed [km/h] (Section)	65.1 (400m)
Race State	Finished



Doomben QLD Professional

Race 3: THE GIBSON BENCHMARK 70 Handicap - 2200m

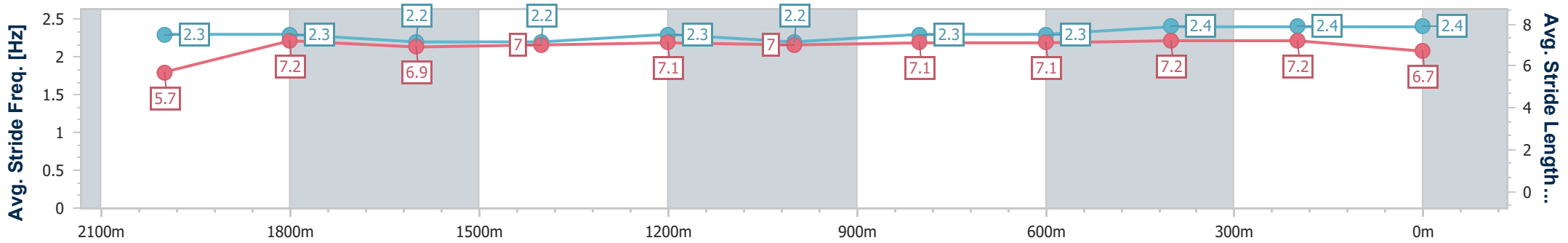
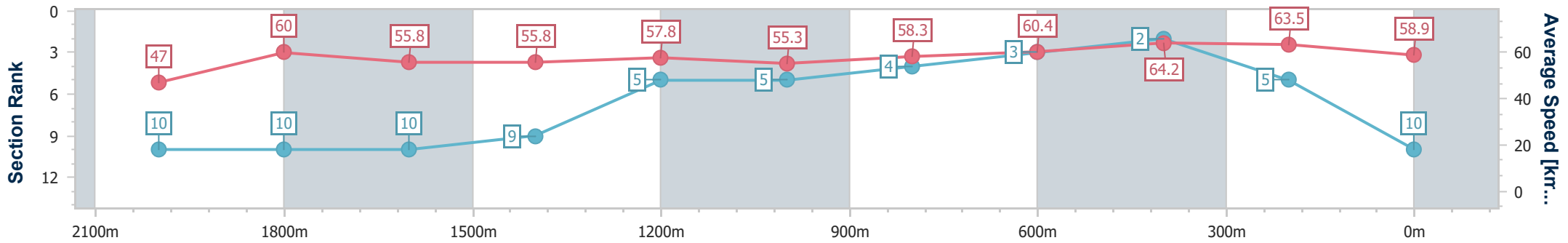
08 February 2025 - 13:23

Track Rating: Good 4, Weather: Fine, Rail Position: +2m Entire



BRISBANE RACING CLUB

Section	Overall	2000m	1800m	1600m	1400m	1200m	1000m	800m	600m	400m	200m
Section Times	2:17.95 [10] (0:15.33)	2:02.62 [10] (0:12.02)	1:50.60 [10] (0:12.81)	1:37.79 [10] (0:12.82)	1:24.97 [9] (0:12.36)	1:12.61 [5] (0:13.01)	0:59.60 [5] (0:12.41)	0:47.19 [4] (0:12.11)	0:35.08 [3] (0:11.48)	0:23.60 [2] (0:11.37)	0:12.23 [5] (0:12.23)
Average Speed [km/h]	47.0	60.0	55.8	55.8	57.8	55.3	58.3	60.4	64.2	63.5	58.9
Top Speed [km/h]	61.5	61.4	59.1	58.8	59.9	56.6	59.2	62.9	64.3	65.1	62.1
Avg. Dist. to Rail [m]	1.5	0.5	0.7	2.2	1.0	1.0	0.7	3.6	4.1	3.8	6.7
Avg. Stride Freq. [Hz]	2.3	2.3	2.2	2.2	2.3	2.2	2.3	2.3	2.4	2.4	2.4
Avg. Stride Length [m]	5.7	7.2	6.9	7.0	7.1	7.0	7.1	7.1	7.2	7.2	6.7



- [] Ranking at each section and finish
- .-.- No data available at this section
- NA No data available



Horse/Jockey Name	Lucky Exchange
Final Rank	11
Fastest Section Time (Section)	0:11.11 (400m)
Top Speed [km/h] (Section)	65.9 (400m)
Race State	Finished



Doomben QLD Professional

Race 3: THE GIBSON BENCHMARK 70 Handicap - 2200m

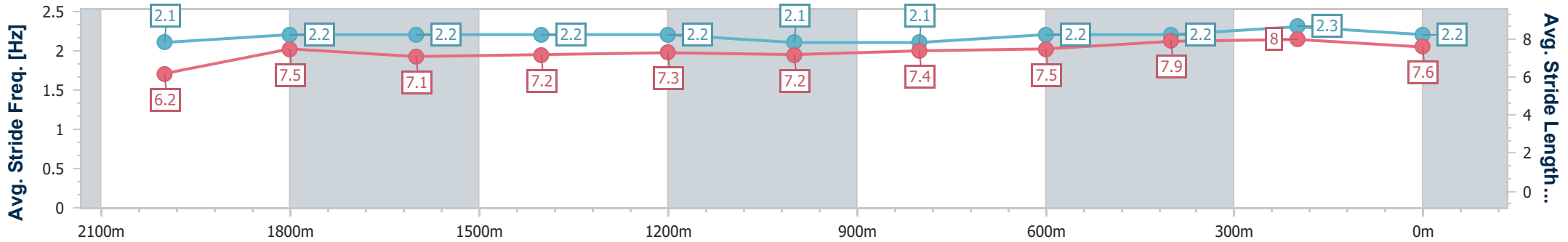
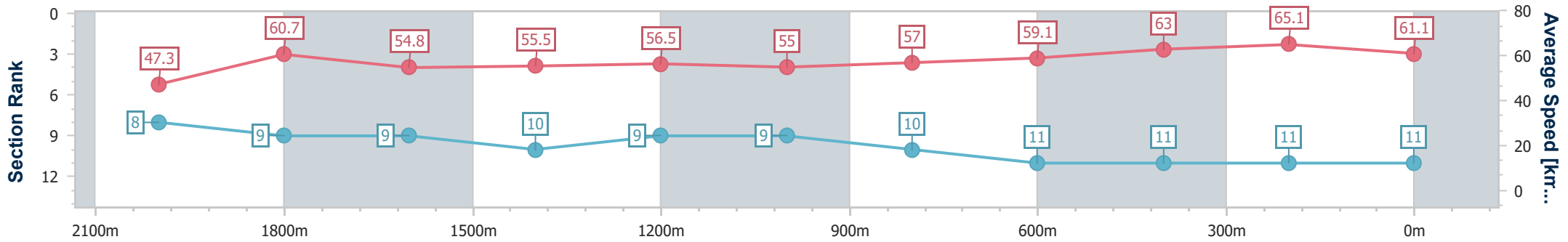
08 February 2025 - 13:23

Track Rating: Good 4, Weather: Fine, Rail Position: +2m Entire



BRISBANE RACING CLUB

Section	Overall	2000m	1800m	1600m	1400m	1200m	1000m	800m	600m	400m	200m
Section Times	2:17.98 [11] (0:15.24)	2:02.74 [8] (0:11.86)	1:50.88 [9] (0:13.03)	1:37.85 [9] (0:12.88)	1:24.97 [10] (0:12.68)	1:12.29 [9] (0:13.10)	0:59.19 [9] (0:12.65)	0:46.54 [10] (0:12.21)	0:34.33 [11] (0:11.46)	0:22.87 [11] (0:11.11)	0:11.76 [11] (0:11.76)
Average Speed [km/h]	47.3	60.7	54.8	55.5	56.5	55.0	57.0	59.1	63.0	65.1	61.1
Top Speed [km/h]	62.6	62.7	59.0	58.6	58.9	55.9	58.1	60.7	64.2	65.9	64.3
Avg. Dist. to Rail [m]	2.0	2.1	1.8	1.5	0.8	0.7	0.3	0.7	0.7	0.7	1.7
Avg. Stride Freq. [Hz]	2.1	2.2	2.2	2.2	2.2	2.1	2.1	2.2	2.2	2.3	2.2
Avg. Stride Length [m]	6.2	7.5	7.1	7.2	7.3	7.2	7.4	7.5	7.9	8.0	7.6



- [] Ranking at each section and finish
- .-.- No data available at this section
- NA No data available



Horse/Jockey Name	Tappy's Lad
Final Rank	12
Fastest Section Time (Section)	0:11.38 (400m)
Top Speed [km/h] (Section)	64.1 (400m)
Race State	Finished



Doomben QLD Professional

Race 3: THE GIBSON BENCHMARK 70 Handicap - 2200m

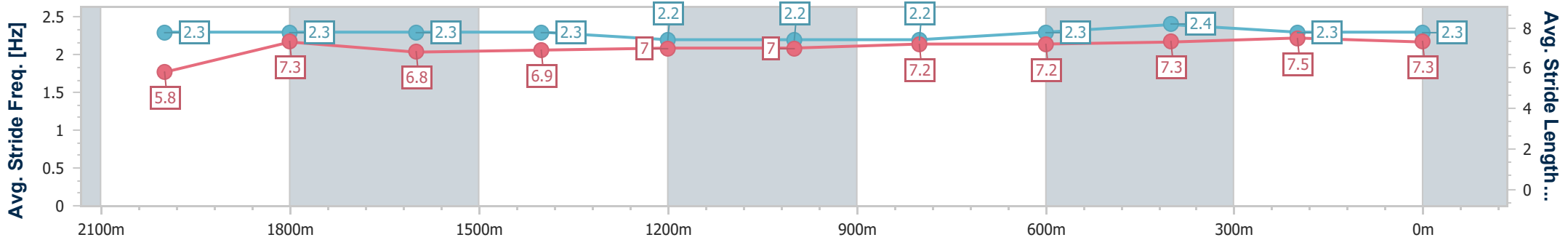
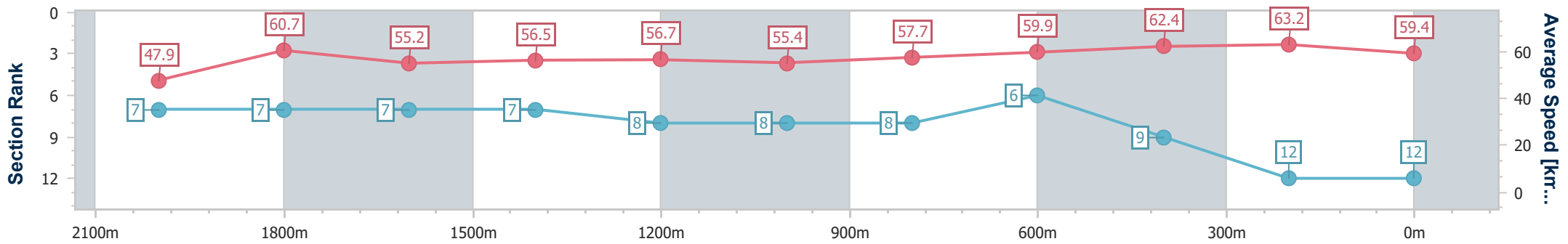
08 February 2025 - 13:23

Track Rating: Good 4, Weather: Fine, Rail Position: +2m Entire



BRISBANE RACING CLUB

Section	Overall	2000m	1800m	1600m	1400m	1200m	1000m	800m	600m	400m	200m
Section Times	2:18.52 [12] (0:15.03)	2:03.49 [7] (0:11.88)	1:51.61 [7] (0:13.12)	1:38.49 [7] (0:12.72)	1:25.77 [7] (0:12.80)	1:12.97 [8] (0:13.00)	0:59.97 [8] (0:12.54)	0:47.43 [8] (0:12.18)	0:35.25 [6] (0:11.74)	0:23.51 [9] (0:11.38)	0:12.13 [12] (0:12.13)
Average Speed [km/h]	47.9	60.7	55.2	56.5	56.7	55.4	57.7	59.9	62.4	63.2	59.4
Top Speed [km/h]	61.5	61.6	59.5	59.4	59.3	57.2	59.2	60.5	63.4	64.1	62.1
Avg. Dist. to Rail [m]	2.4	0.5	1.0	0.3	0.9	2.3	2.4	2.6	3.2	1.8	3.2
Avg. Stride Freq. [Hz]	2.3	2.3	2.3	2.3	2.2	2.2	2.2	2.3	2.4	2.3	2.3
Avg. Stride Length [m]	5.8	7.3	6.8	6.9	7.0	7.0	7.2	7.2	7.3	7.5	7.3



- [] Ranking at each section and finish
- .-.- No data available at this section
- NA No data available



Doomben QLD Professional

Race 4: STRADBROKE SEASON BOOK NOW Class 1 Plate - 1200m

08 February 2025 - 14:03



BRISBANE
RACING CLUB

Track Rating: Good 4, Weather: Fine, Rail Position: +2m Entire

Section		Field Times											Last 600m				
		Overall	1000m	800m	600m	400m	200m						0:33.94				
		1:08.19 (0:13.02)	0:55.17 (0:10.37)	0:44.80 (0:10.86)	0:33.94 (0:10.89)	0:23.05 (0:11.16)	0:11.89 (0:11.89)										
Rank	TAB Horse/Jockey	Barrier	Top Speed [km/h]	Fastest Section												Margin	Distance Travelled [m]
1	15 SURPRISE HONEY Emily Lang	5	70.3 1000m	0:10.44 1000m	1:08.19 [1] (0:13.18)	0:55.01 [3] (0:10.44)	0:44.57 [3] (0:10.87)	0:33.70 [3] (0:10.85)	0:22.85 [3] (0:10.96)	0:11.89 [1] (0:11.89)	1:08.19		0:33.70				
2	8 WINSOME STAR Samantha Collett	3	69.7 Overall	0:10.52 1000m	1:08.56 [2] (0:13.85)	0:54.71 [11] (0:10.52)	0:44.19 [9] (0:10.75)	0:33.44 [7] (0:10.79)	0:22.65 [7] (0:10.89)	0:11.76 [5] (0:11.76)	2.17L		0:33.44	-6			
3	13 MIST OF DAWN Ron Stewart	9	72.3 Overall	0:10.69 1000m	1:08.66 [3] (0:13.41)	0:55.25 [6] (0:10.69)	0:44.56 [6] (0:10.79)	0:33.77 [6] (0:10.93)	0:22.84 [6] (0:10.99)	0:11.85 [6] (0:11.85)	2.79L		0:33.77	+2			
4	6 SER JOH James Orman	7	72.0 Overall	0:10.42 1000m	1:08.68 [4] (0:13.02)	0:55.66 [1] (0:10.42)	0:45.24 [2] (0:10.81)	0:34.43 [1] (0:10.89)	0:23.54 [1] (0:11.19)	0:12.35 [2] (0:12.35)	2.92L		0:34.43	-1			
5	18 EXTREME SPIRIT Vlad Duric	8	69.1 1000m	0:10.64 1000m	1:08.85 [5] (0:14.09)	0:54.76 [12] (0:10.64)	0:44.12 [12] (0:10.69)	0:33.43 [12] (0:11.01)	0:22.42 [12] (0:10.88)	0:11.54 [10] (0:11.54)	3.9L		0:33.43	+0			
6	5 PRE EMINENCE Martin Harley	10	69.7 1000m	0:10.60 1000m	1:09.06 [6] (0:13.24)	0:55.82 [4] (0:10.60)	0:45.22 [4] (0:10.79)	0:34.43 [4] (0:10.91)	0:23.52 [4] (0:11.12)	0:12.40 [4] (0:12.40)	5.11L		0:34.43	+4			
7	2 MERCIAN Georgina Cartwright	14	69.6 1000m	0:10.76 1000m	1:09.12 [7] (0:13.66)	0:55.46 [9] (0:10.76)	0:44.70 [10] (0:10.94)	0:33.76 [11] (0:11.00)	0:22.76 [11] (0:10.93)	0:11.83 [9] (0:11.83)	5.5L		0:33.76	+6			
8	3 MR CALEB Cody Collis	1	70.2 1000m	0:10.44 1000m	1:09.16 [8] (0:13.49)	0:55.67 [7] (0:10.44)	0:45.23 [5] (0:10.77)	0:34.46 [5] (0:11.00)	0:23.46 [5] (0:11.23)	0:12.23 [7] (0:12.23)	5.74L		0:34.46	+1			
9	7 VINDICTA Jake Bayliss	11	71.1 Overall	0:10.36 1000m	1:09.39 [9] (0:13.03)	0:56.36 [2] (0:10.36)	0:46.00 [1] (0:10.88)	0:35.12 [2] (0:11.01)	0:24.11 [2] (0:11.36)	0:12.75 [3] (0:12.75)	7.06L		0:35.12	+4			
10	9 ECCLESTONE Ryan Maloney	12	68.1 Overall	0:10.85 1000m	1:09.41 [10] (0:13.40)	0:56.01 [5] (0:10.85)	0:45.16 [7] (0:10.88)	0:34.28 [8] (0:10.98)	0:23.30 [8] (0:11.06)	0:12.24 [8] (0:12.24)	7.19L		0:34.28	+6			

Scratched: Cattrall (#19), Wanganeen (#11), Indaza (#12), Dibba Dobba (#20), Palantus (#4), Our Drummer (#21), Zheng You (#16), Ready To Ignite (#10), The Player (#17)

[] Ranking at each section and finish
 -:-:- No data available at this section
 NA No data available

SCN Saddle cloth number
 DNF Did not finish
 DNT Did not track



Doomben QLD Professional

Race 4: STRADBROKE SEASON BOOK NOW Class 1 Plate - 1200m

08 February 2025 - 14:03



BRISBANE
RACING CLUB

Track Rating: Good 4, Weather: Fine, Rail Position: +2m Entire

Section		Overall	1000m	800m	600m	400m	200m	Last 600m					
Field Times		1:08.19 (0:13.02)	0:55.17 (0:10.37)	0:44.80 (0:10.86)	0:33.94 (0:10.89)	0:23.05 (0:11.16)	0:11.89 (0:11.89)	0:33.94					
Rank	TAB Horse/Jockey	Barrier	Top Speed [km/h]	Fastest Section	Margin							Distance Travelled [m]	
11	14 BREEZIN' Nikita Beriman	21	69.9 1000m	0:10.70 1000m	1:09.81 [11] (0:13.77)	0:56.04 [10] (0:10.70)	0:45.34 [11] (0:10.83)	0:34.51 [10] (0:11.01)	0:23.50 [9] (0:11.21)	0:12.29 [11] (0:12.29)	9.53L	0:34.51	+6
12	1 BORRELLI Michael Rodd	2	68.9 Overall	0:10.75 1000m	1:10.73 [12] (0:13.51)	0:57.22 [8] (0:10.75)	0:46.47 [8] (0:10.99)	0:35.48 [9] (0:11.07)	0:24.41 [10] (0:11.40)	0:13.01 [12] (0:13.01)	14.98L	0:35.48	+4

Scratched: Cattrall (#19), Wanganeen (#11), Indaza (#12), Dibba Dobba (#20), Palantus (#4), Our Drummer (#21), Zheng You (#16), Ready To Ignite (#10), The Player (#17)

[] Ranking at each section and finish
 -:-:-:- No data available at this section
 NA No data available

SCN Saddle cloth number
 DNF Did not finish
 DNT Did not track



Horse/Jockey Name	Surprise Honey
Final Rank	1
Fastest Section Time (Section)	0:10.44 (1000m)
Top Speed [km/h] (Section)	70.3 (1000m)
Race State	Finished

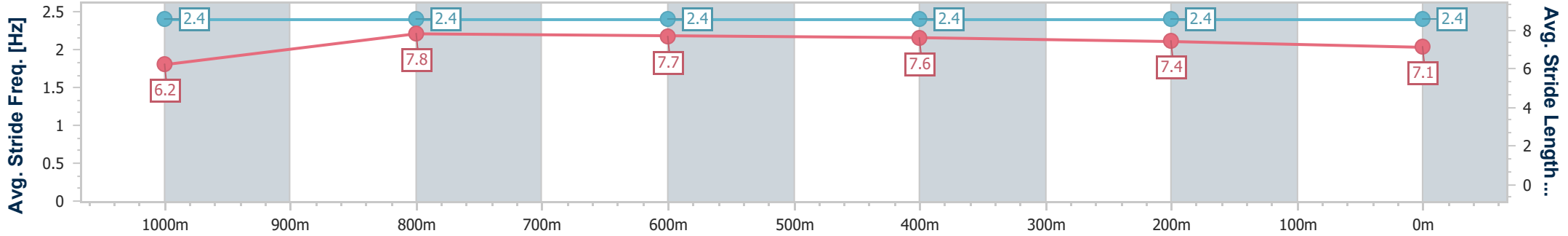
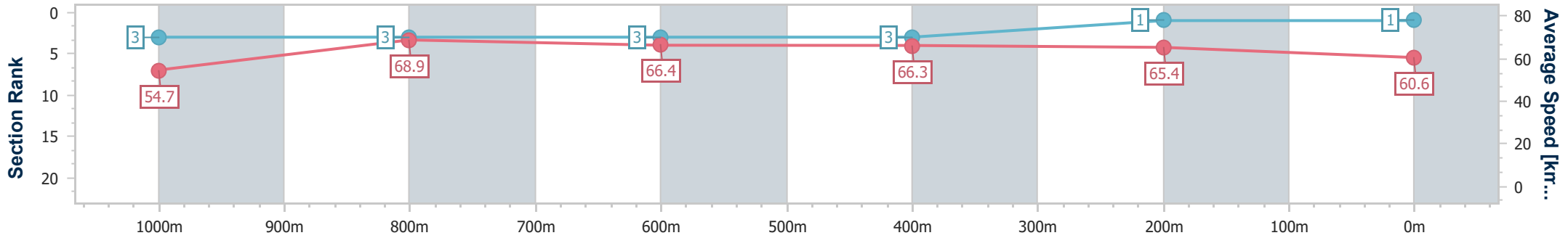


Doomben QLD Professional
Race 4: STRADBROKE SEASON BOOK NOW Class 1 Plate - 1200m
 08 February 2025 - 14:03
 Track Rating: Good 4, Weather: Fine, Rail Position: +2m Entire



BRISBANE
RACING CLUB

Section	Overall	1000m	800m	600m	400m	200m
Section Times	1:08.19 [1] (0:13.18)	0:55.01 [3] (0:10.44)	0:44.57 [3] (0:10.87)	0:33.70 [3] (0:10.85)	0:22.85 [3] (0:10.96)	0:11.89 [1] (0:11.89)
Average Speed [km/h]	54.7	68.9	66.4	66.3	65.4	60.6
Top Speed [km/h]	69.9	70.3	68.0	67.1	65.9	64.5
Avg. Dist. to Rail [m]	2.7	0.4	0.3	0.5	1.3	0.7
Avg. Stride Freq. [Hz]	2.4	2.4	2.4	2.4	2.4	2.4
Avg. Stride Length [m]	6.2	7.8	7.7	7.6	7.4	7.1



- [] Ranking at each section and finish
- .-.- No data available at this section
- NA No data available



Horse/Jockey Name	Winsome Star
Final Rank	2
Fastest Section Time (Section)	0:10.52 (1000m)
Top Speed [km/h] (Section)	69.7 (Overall)
Race State	Finished

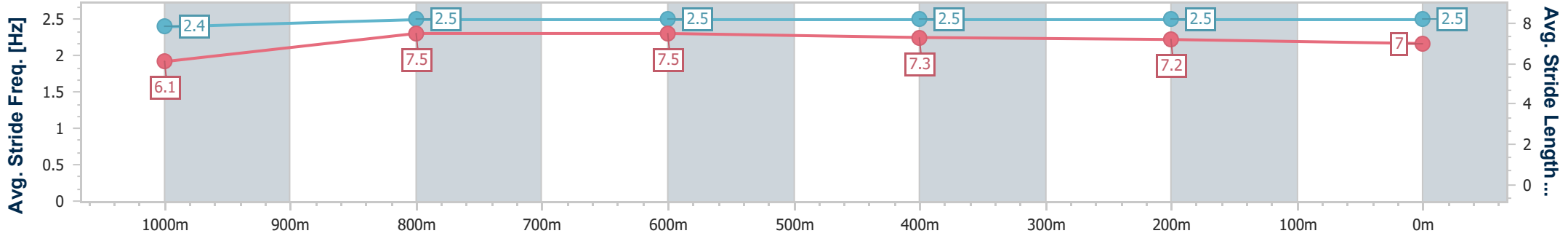
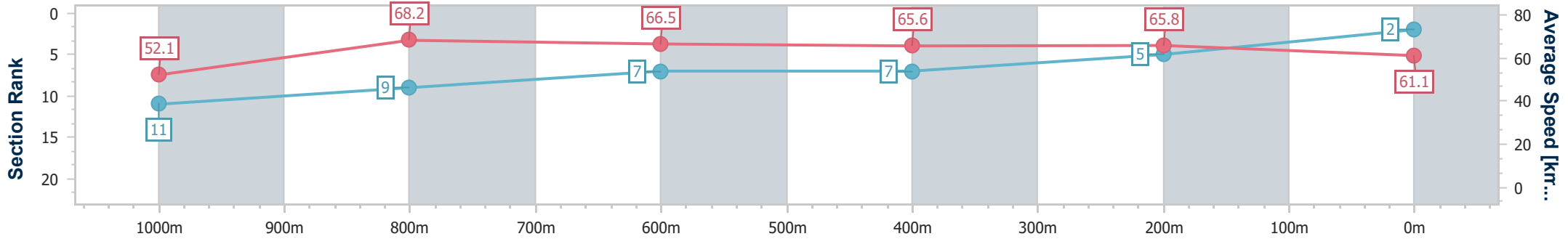


Doomben QLD Professional
Race 4: STRADBROKE SEASON BOOK NOW Class 1 Plate - 1200m
 08 February 2025 - 14:03
 Track Rating: Good 4, Weather: Fine, Rail Position: +2m Entire



BRISBANE
RACING CLUB

Section	Overall	1000m	800m	600m	400m	200m
Section Times	1:08.56 [2] (0:13.85)	0:54.71 [11] (0:10.52)	0:44.19 [9] (0:10.75)	0:33.44 [7] (0:10.79)	0:22.65 [7] (0:10.89)	0:11.76 [5] (0:11.76)
Average Speed [km/h]	52.1	68.2	66.5	65.6	65.8	61.1
Top Speed [km/h]	69.7	69.5	67.9	66.6	66.5	64.7
Avg. Dist. to Rail [m]	2.8	0.7	1.2	3.0	1.5	2.3
Avg. Stride Freq. [Hz]	2.4	2.5	2.5	2.5	2.5	2.5
Avg. Stride Length [m]	6.1	7.5	7.5	7.3	7.2	7.0



- [] Ranking at each section and finish
- .-.- No data available at this section
- NA No data available



Horse/Jockey Name	Mist Of Dawn
Final Rank	3
Fastest Section Time (Section)	0:10.69 (1000m)
Top Speed [km/h] (Section)	72.3 (Overall)
Race State	Finished



Doomben QLD Professional
Race 4: STRADBROKE SEASON BOOK NOW Class 1 Plate - 1200m

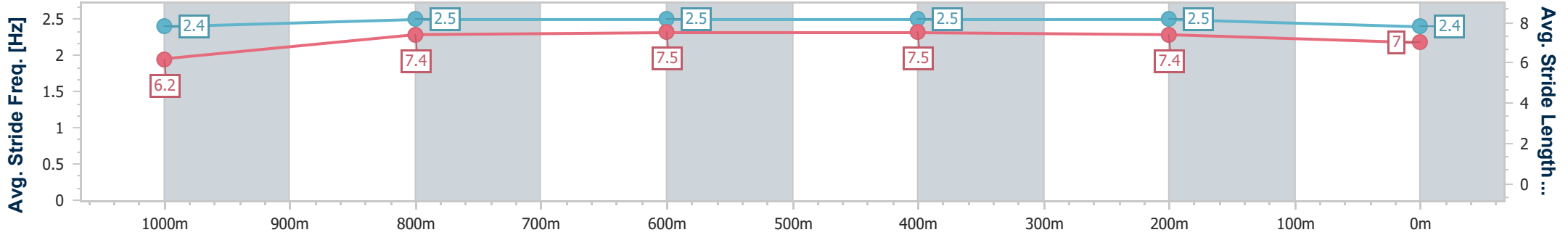
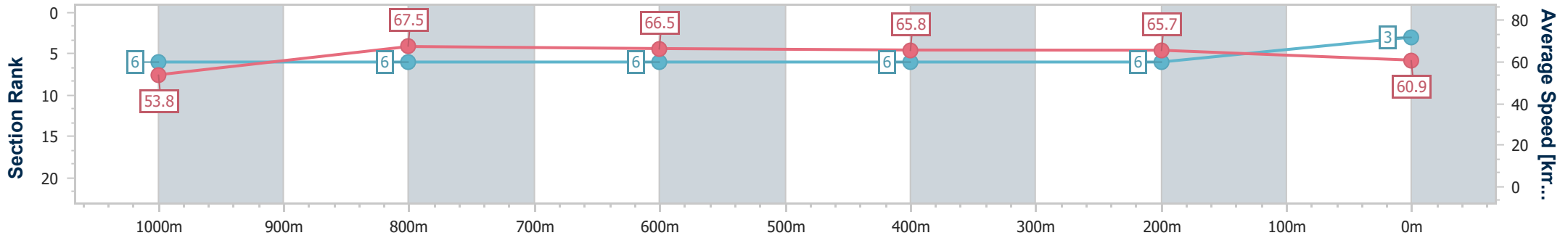


BRISBANE RACING CLUB

08 February 2025 - 14:03

Track Rating: Good 4, Weather: Fine, Rail Position: +2m Entire

Section	Overall	1000m	800m	600m	400m	200m
Section Times	1:08.66 [3] (0:13.41)	0:55.25 [6] (0:10.69)	0:44.56 [6] (0:10.79)	0:33.77 [6] (0:10.93)	0:22.84 [6] (0:10.99)	0:11.85 [6] (0:11.85)
Average Speed [km/h]	53.8	67.5	66.5	65.8	65.7	60.9
Top Speed [km/h]	72.3	69.7	67.3	66.8	66.6	64.7
Avg. Dist. to Rail [m]	5.4	1.2	0.2	0.3	2.5	4.8
Avg. Stride Freq. [Hz]	2.4	2.5	2.5	2.5	2.5	2.4
Avg. Stride Length [m]	6.2	7.4	7.5	7.5	7.4	7.0



- [] Ranking at each section and finish
- .-.- No data available at this section
- NA No data available



Horse/Jockey Name	Ser Joh
Final Rank	4
Fastest Section Time (Section)	0:10.42 (1000m)
Top Speed [km/h] (Section)	72.0 (Overall)
Race State	Finished

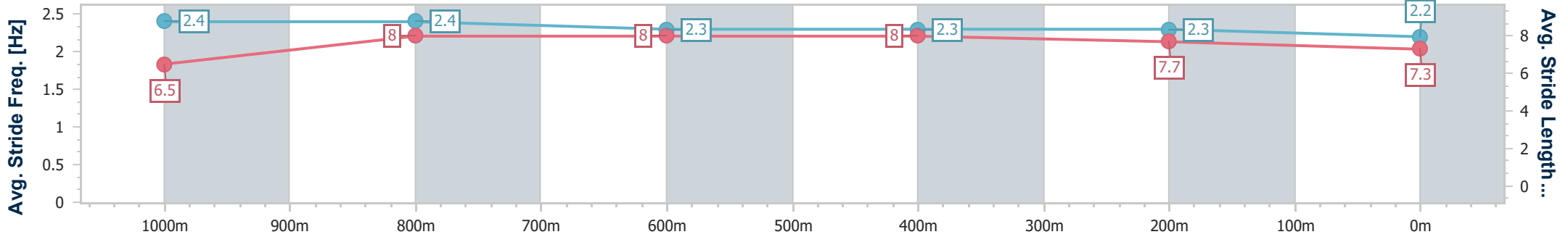
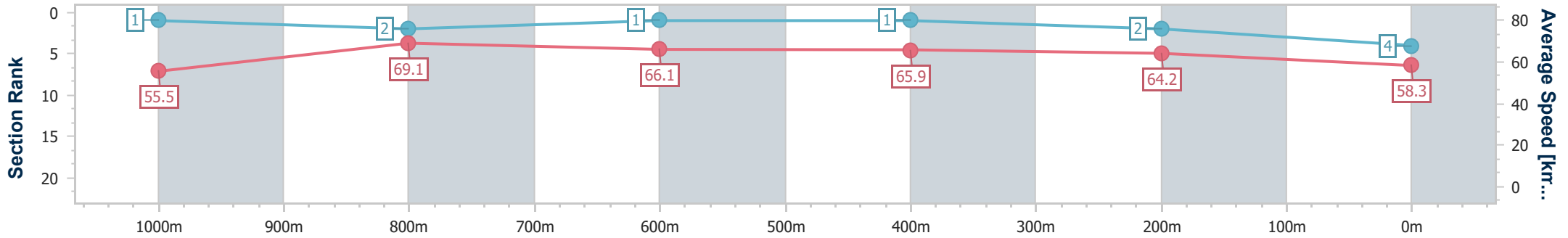


Doomben QLD Professional
Race 4: STRADBROKE SEASON BOOK NOW Class 1 Plate - 1200m
 08 February 2025 - 14:03
 Track Rating: Good 4, Weather: Fine, Rail Position: +2m Entire



BRISBANE
RACING CLUB

Section	Overall	1000m	800m	600m	400m	200m
Section Times	1:08.68 [4] (0:13.02)	0:55.66 [1] (0:10.42)	0:45.24 [2] (0:10.81)	0:34.43 [1] (0:10.89)	0:23.54 [1] (0:11.19)	0:12.35 [2] (0:12.35)
Average Speed [km/h]	55.5	69.1	66.1	65.9	64.2	58.3
Top Speed [km/h]	72.0	71.9	67.0	66.6	65.4	61.9
Avg. Dist. to Rail [m]	4.6	0.7	0.6	0.8	1.5	0.9
Avg. Stride Freq. [Hz]	2.4	2.4	2.3	2.3	2.3	2.2
Avg. Stride Length [m]	6.5	8.0	8.0	8.0	7.7	7.3



- [] Ranking at each section and finish
- .-.- No data available at this section
- NA No data available



Horse/Jockey Name	Extreme Spirit
Final Rank	5
Fastest Section Time (Section)	0:10.64 (1000m)
Top Speed [km/h] (Section)	69.1 (1000m)
Race State	Finished



Doomben QLD Professional
Race 4: STRADBROKE SEASON BOOK NOW Class 1 Plate - 1200m

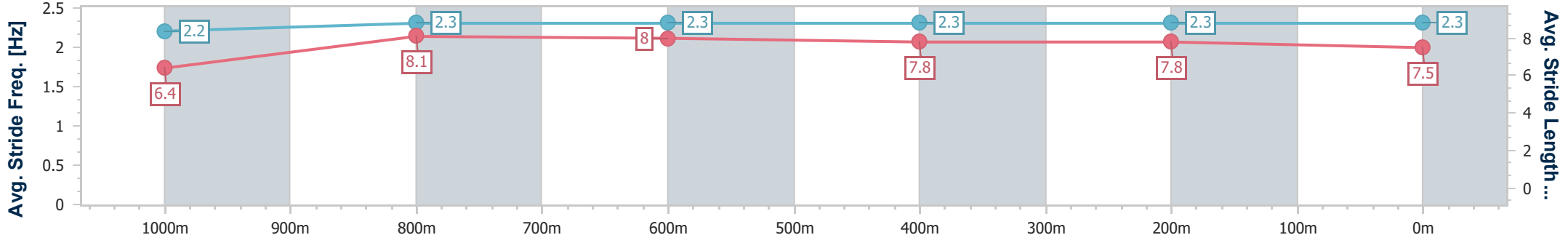
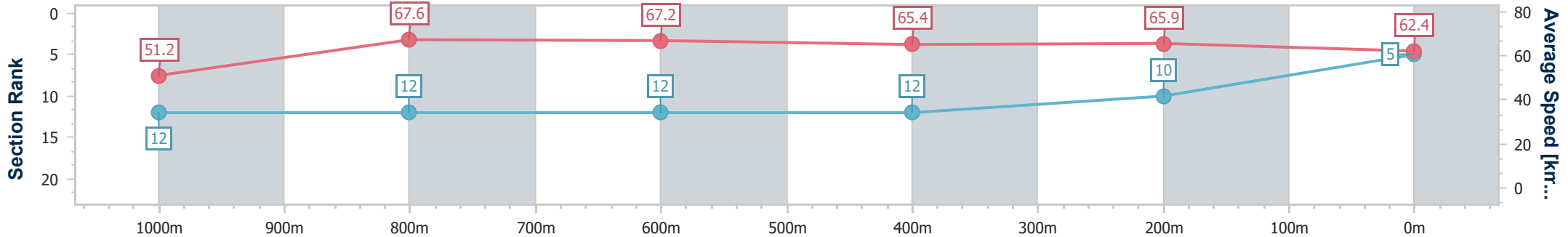
08 February 2025 - 14:03

Track Rating: Good 4, Weather: Fine, Rail Position: +2m Entire



BRISBANE
RACING CLUB

Section	Overall	1000m	800m	600m	400m	200m
Section Times	1:08.85 [5] (0:14.09)	0:54.76 [12] (0:10.64)	0:44.12 [12] (0:10.69)	0:33.43 [12] (0:11.01)	0:22.42 [12] (0:10.88)	0:11.54 [10] (0:11.54)
Average Speed [km/h]	51.2	67.6	67.2	65.4	65.9	62.4
Top Speed [km/h]	68.8	69.1	68.1	66.8	67.9	66.2
Avg. Dist. to Rail [m]	3.9	0.4	0.7	0.3	0.7	0.7
Avg. Stride Freq. [Hz]	2.2	2.3	2.3	2.3	2.3	2.3
Avg. Stride Length [m]	6.4	8.1	8.0	7.8	7.8	7.5



- [] Ranking at each section and finish
- .-.- No data available at this section
- NA No data available



Horse/Jockey Name	Pre Eminence
Final Rank	6
Fastest Section Time (Section)	0:10.60 (1000m)
Top Speed [km/h] (Section)	69.7 (1000m)
Race State	Finished



Doomben QLD Professional
Race 4: STRADBROKE SEASON BOOK NOW Class 1 Plate - 1200m

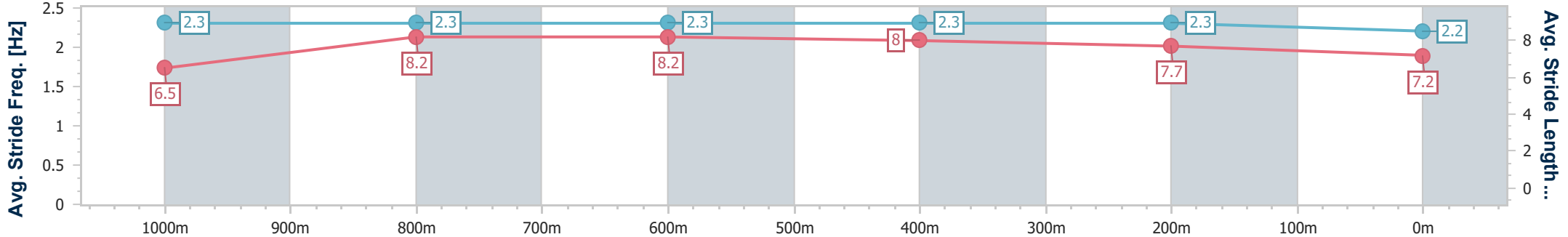
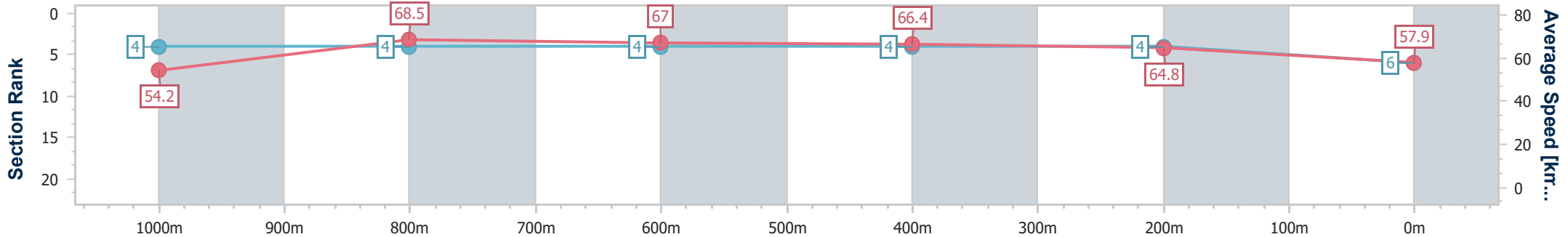
08 February 2025 - 14:03

Track Rating: Good 4, Weather: Fine, Rail Position: +2m Entire



BRISBANE
RACING CLUB

Section	Overall	1000m	800m	600m	400m	200m
Section Times	1:09.06 [6] (0:13.24)	0:55.82 [4] (0:10.60)	0:45.22 [4] (0:10.79)	0:34.43 [4] (0:10.91)	0:23.52 [4] (0:11.12)	0:12.40 [4] (0:12.40)
Average Speed [km/h]	54.2	68.5	67.0	66.4	64.8	57.9
Top Speed [km/h]	68.3	69.7	68.2	67.3	66.5	63.1
Avg. Dist. to Rail [m]	6.5	2.3	1.1	0.9	1.3	1.1
Avg. Stride Freq. [Hz]	2.3	2.3	2.3	2.3	2.3	2.2
Avg. Stride Length [m]	6.5	8.2	8.2	8.0	7.7	7.2



- [] Ranking at each section and finish
- .-.- No data available at this section
- NA No data available



Horse/Jockey Name	Mercian
Final Rank	7
Fastest Section Time (Section)	0:10.76 (1000m)
Top Speed [km/h] (Section)	69.6 (1000m)
Race State	Finished

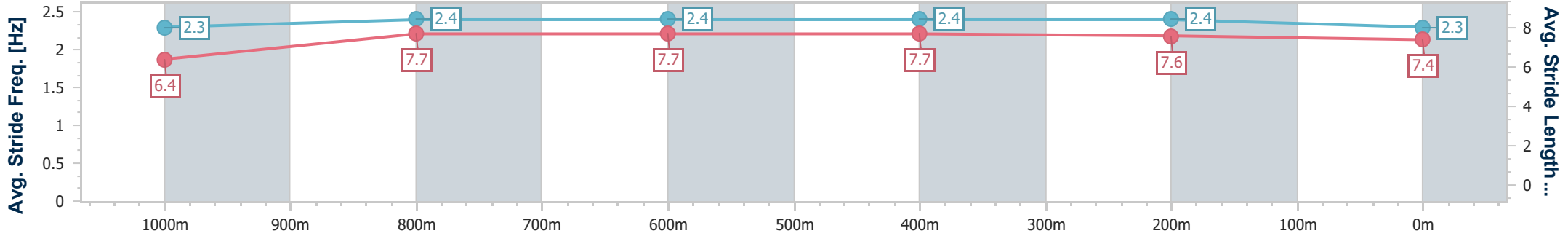
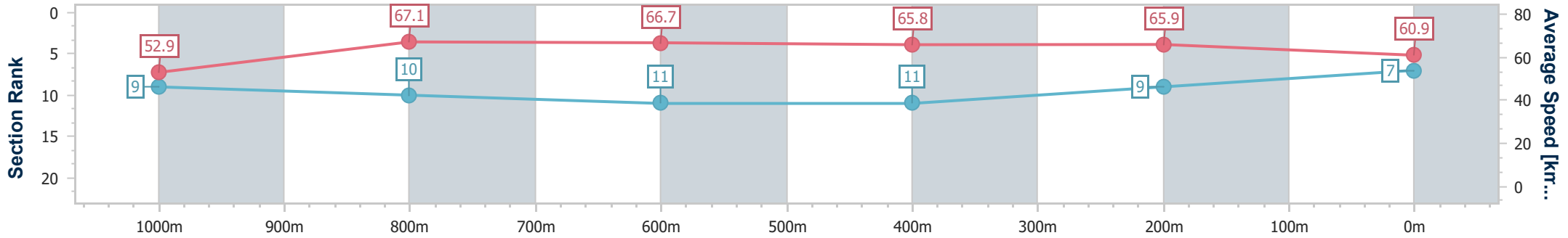


Doomben QLD Professional
Race 4: STRADBROKE SEASON BOOK NOW Class 1 Plate - 1200m
 08 February 2025 - 14:03
 Track Rating: Good 4, Weather: Fine, Rail Position: +2m Entire



BRISBANE
RACING CLUB

Section	Overall	1000m	800m	600m	400m	200m
Section Times	1:09.12 [7] (0:13.66)	0:55.46 [9] (0:10.76)	0:44.70 [10] (0:10.94)	0:33.76 [11] (0:11.00)	0:22.76 [11] (0:10.93)	0:11.83 [9] (0:11.83)
Average Speed [km/h]	52.9	67.1	66.7	65.8	65.9	60.9
Top Speed [km/h]	68.7	69.6	67.7	67.1	66.6	64.4
Avg. Dist. to Rail [m]	7.0	1.4	2.6	1.5	0.9	3.4
Avg. Stride Freq. [Hz]	2.3	2.4	2.4	2.4	2.4	2.3
Avg. Stride Length [m]	6.4	7.7	7.7	7.7	7.6	7.4



- [] Ranking at each section and finish
- .-.- No data available at this section
- NA No data available



Horse/Jockey Name	Mr Caleb
Final Rank	8
Fastest Section Time (Section)	0:10.44 (1000m)
Top Speed [km/h] (Section)	70.2 (1000m)
Race State	Finished



Doomben QLD Professional
Race 4: STRADBROKE SEASON BOOK NOW Class 1 Plate - 1200m

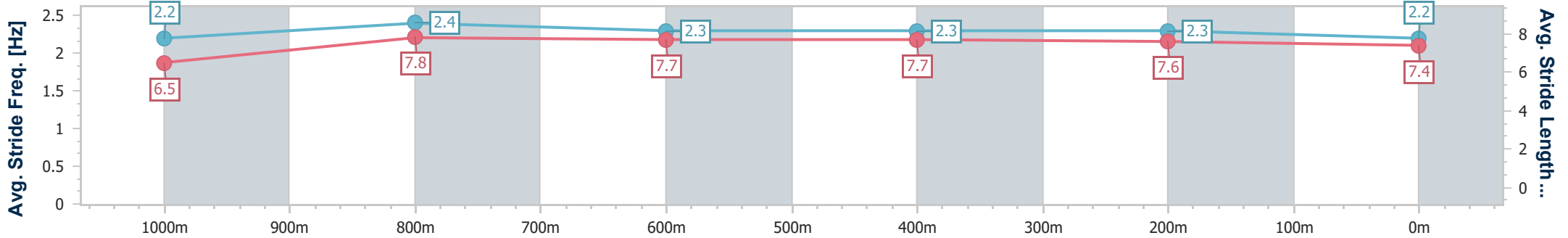
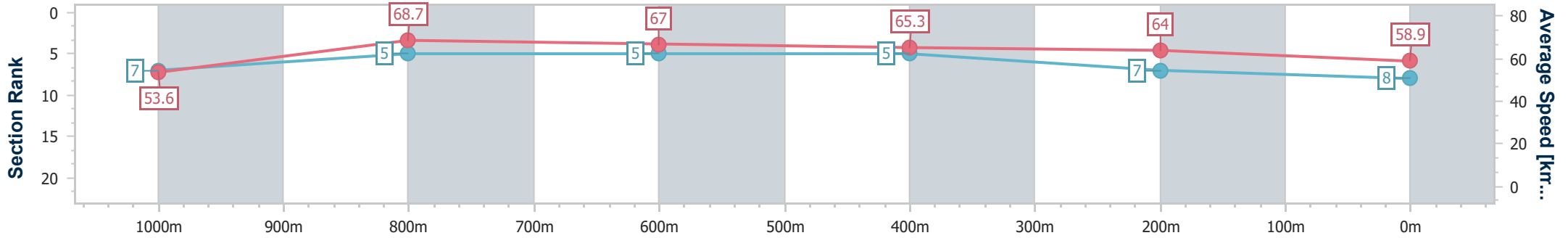


BRISBANE RACING CLUB

08 February 2025 - 14:03

Track Rating: Good 4, Weather: Fine, Rail Position: +2m Entire

Section	Overall	1000m	800m	600m	400m	200m
Section Times	1:09.16 [8] (0:13.49)	0:55.67 [7] (0:10.44)	0:45.23 [5] (0:10.77)	0:34.46 [5] (0:11.00)	0:23.46 [5] (0:11.23)	0:12.23 [7] (0:12.23)
Average Speed [km/h]	53.6	68.7	67.0	65.3	64.0	58.9
Top Speed [km/h]	69.1	70.2	67.6	66.1	64.8	62.1
Avg. Dist. to Rail [m]	1.3	0.2	0.1	0.6	0.6	1.2
Avg. Stride Freq. [Hz]	2.2	2.4	2.3	2.3	2.3	2.2
Avg. Stride Length [m]	6.5	7.8	7.7	7.7	7.6	7.4



- [] Ranking at each section and finish
- .-.- No data available at this section
- NA No data available



Horse/Jockey Name	Vindicta
Final Rank	9
Fastest Section Time (Section)	0:10.36 (1000m)
Top Speed [km/h] (Section)	71.1 (Overall)
Race State	Finished

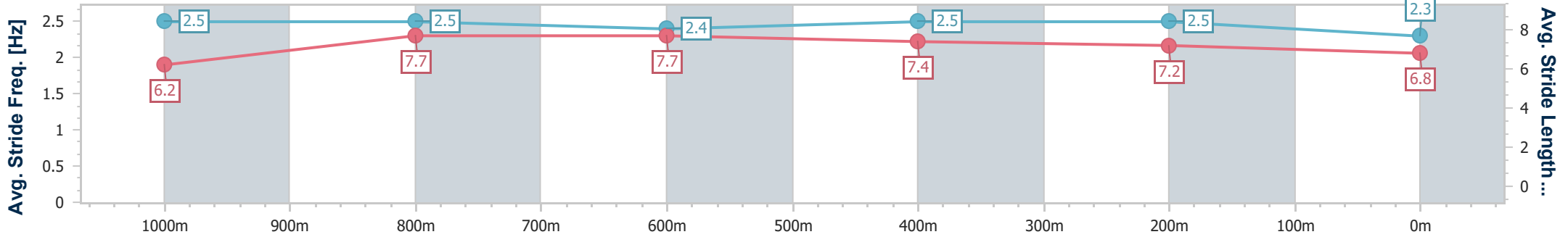
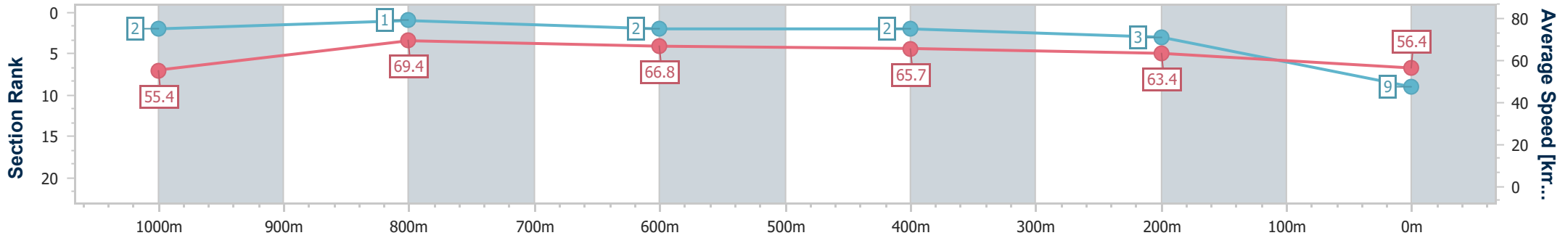


Doomben QLD Professional
Race 4: STRADBROKE SEASON BOOK NOW Class 1 Plate - 1200m
 08 February 2025 - 14:03
 Track Rating: Good 4, Weather: Fine, Rail Position: +2m Entire



BRISBANE
RACING CLUB

Section	Overall	1000m	800m	600m	400m	200m
Section Times	1:09.39 [9] (0:13.03)	0:56.36 [2] (0:10.36)	0:46.00 [1] (0:10.88)	0:35.12 [2] (0:11.01)	0:24.11 [2] (0:11.36)	0:12.75 [3] (0:12.75)
Average Speed [km/h]	55.4	69.4	66.8	65.7	63.4	56.4
Top Speed [km/h]	71.1	70.8	67.2	67.1	64.8	61.4
Avg. Dist. to Rail [m]	7.6	1.2	1.6	1.1	1.4	2.3
Avg. Stride Freq. [Hz]	2.5	2.5	2.4	2.5	2.5	2.3
Avg. Stride Length [m]	6.2	7.7	7.7	7.4	7.2	6.8



- [] Ranking at each section and finish
- .-.- No data available at this section
- NA No data available



Horse/Jockey Name	Ecclestone
Final Rank	10
Fastest Section Time (Section)	0:10.85 (1000m)
Top Speed [km/h] (Section)	68.1 (Overall)
Race State	Finished



Doomben QLD Professional
Race 4: STRADBROKE SEASON BOOK NOW Class 1 Plate - 1200m

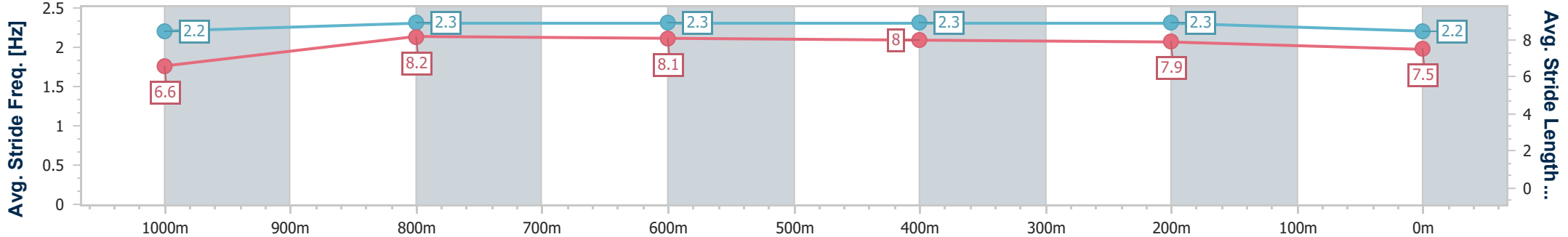
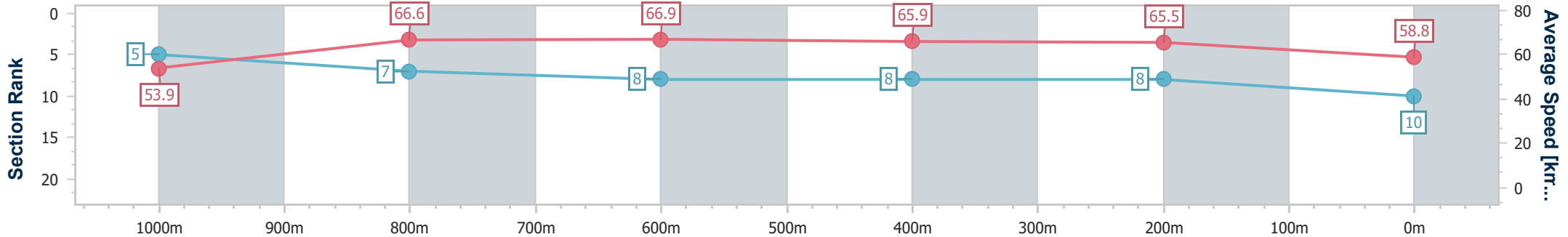
08 February 2025 - 14:03

Track Rating: Good 4, Weather: Fine, Rail Position: +2m Entire



BRISBANE RACING CLUB

Section	Overall	1000m	800m	600m	400m	200m
Section Times	1:09.41 [10] (0:13.40)	0:56.01 [5] (0:10.85)	0:45.16 [7] (0:10.88)	0:34.28 [8] (0:10.98)	0:23.30 [8] (0:11.06)	0:12.24 [8] (0:12.24)
Average Speed [km/h]	53.9	66.6	66.9	65.9	65.5	58.8
Top Speed [km/h]	68.1	68.0	67.6	66.9	66.6	62.1
Avg. Dist. to Rail [m]	8.4	2.2	1.6	1.5	3.3	4.6
Avg. Stride Freq. [Hz]	2.2	2.3	2.3	2.3	2.3	2.2
Avg. Stride Length [m]	6.6	8.2	8.1	8.0	7.9	7.5



- [] Ranking at each section and finish
- .-.- No data available at this section
- NA No data available



Horse/Jockey Name	Breezin'
Final Rank	11
Fastest Section Time (Section)	0:10.70 (1000m)
Top Speed [km/h] (Section)	69.9 (1000m)
Race State	Finished

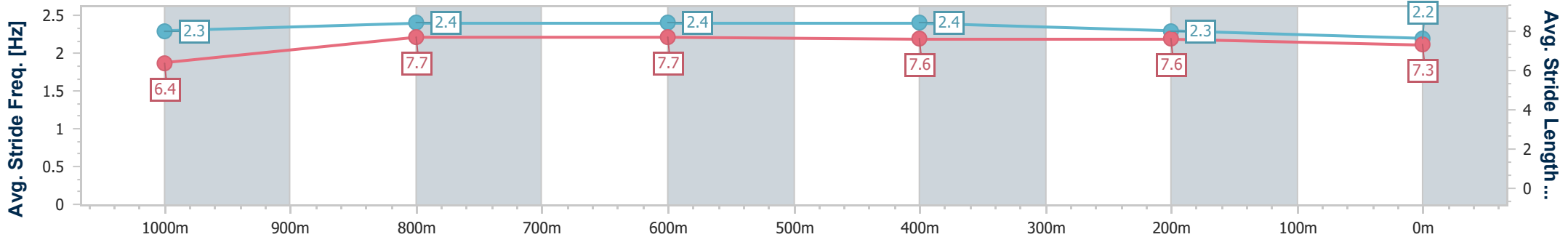
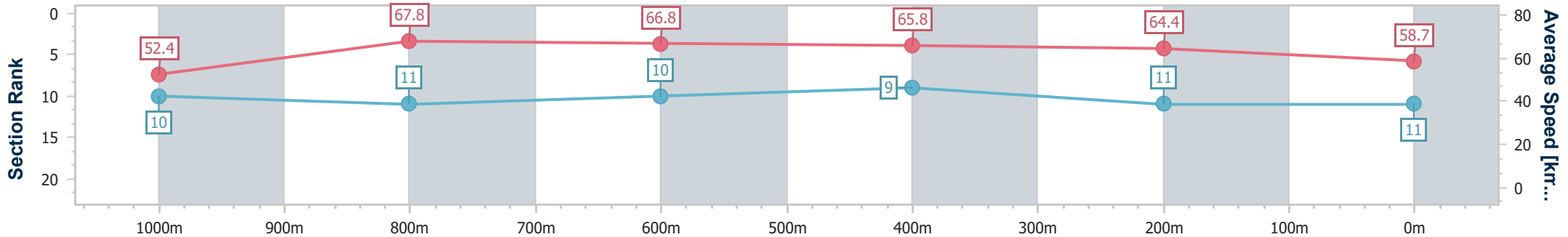


Doomben QLD Professional
Race 4: STRADBROKE SEASON BOOK NOW Class 1 Plate - 1200m
 08 February 2025 - 14:03
 Track Rating: Good 4, Weather: Fine, Rail Position: +2m Entire



BRISBANE
RACING CLUB

Section	Overall	1000m	800m	600m	400m	200m
Section Times	1:09.81 [11] (0:13.77)	0:56.04 [10] (0:10.70)	0:45.34 [11] (0:10.83)	0:34.51 [10] (0:11.01)	0:23.50 [9] (0:11.21)	0:12.29 [11] (0:12.29)
Average Speed [km/h]	52.4	67.8	66.8	65.8	64.4	58.7
Top Speed [km/h]	69.2	69.9	68.0	67.9	65.9	62.2
Avg. Dist. to Rail [m]	9.5	3.1	1.2	1.2	2.8	4.2
Avg. Stride Freq. [Hz]	2.3	2.4	2.4	2.4	2.3	2.2
Avg. Stride Length [m]	6.4	7.7	7.7	7.6	7.6	7.3



- [] Ranking at each section and finish
- .-.- No data available at this section
- NA No data available



Horse/Jockey Name	Borrelli
Final Rank	12
Fastest Section Time (Section)	0:10.75 (1000m)
Top Speed [km/h] (Section)	68.9 (Overall)
Race State	Finished

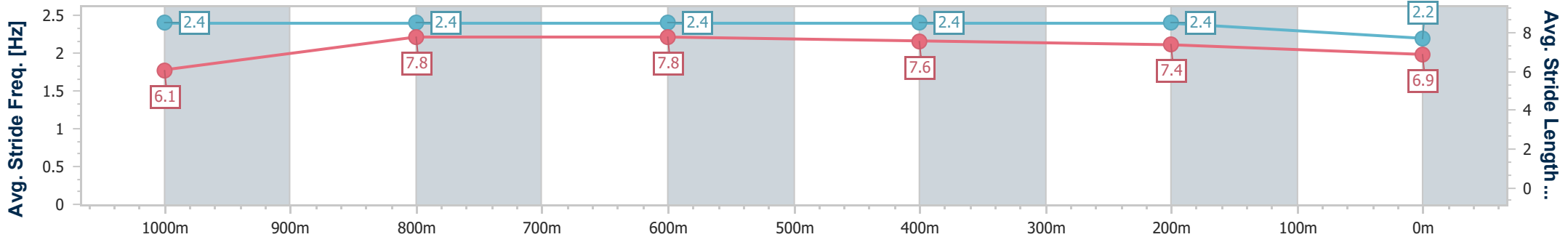
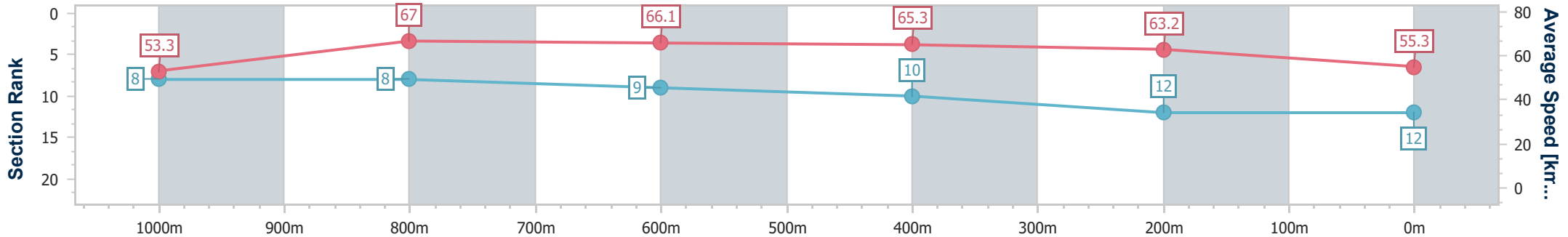


Doomben QLD Professional
Race 4: STRADBROKE SEASON BOOK NOW Class 1 Plate - 1200m
 08 February 2025 - 14:03
 Track Rating: Good 4, Weather: Fine, Rail Position: +2m Entire



BRISBANE
RACING CLUB

Section	Overall	1000m	800m	600m	400m	200m
Section Times	1:10.73 [12] (0:13.51)	0:57.22 [8] (0:10.75)	0:46.47 [8] (0:10.99)	0:35.48 [9] (0:11.07)	0:24.41 [10] (0:11.40)	0:13.01 [12] (0:13.01)
Average Speed [km/h]	53.3	67.0	66.1	65.3	63.2	55.3
Top Speed [km/h]	68.9	68.0	67.3	66.6	65.2	60.3
Avg. Dist. to Rail [m]	2.4	1.4	1.3	0.9	2.2	1.9
Avg. Stride Freq. [Hz]	2.4	2.4	2.4	2.4	2.4	2.2
Avg. Stride Length [m]	6.1	7.8	7.8	7.6	7.4	6.9



- [] Ranking at each section and finish
- .-.- No data available at this section
- NA No data available



Doomben QLD Professional

Race 5: S&T GLASS QTIS Three-Year-Old Handicap - 1600m

08 February 2025 - 14:34



BRISBANE
RACING CLUB

Track Rating: Good 4, Weather: Fine, Rail Position: +2m Entire

Section		Overall	1400m	1200m	1000m	800m	600m	400m	Last 600m				
Field Times		1:35.29 (0:13.70)	1:21.59 (0:11.03)	1:10.56 (0:11.49)	0:59.07 (0:12.13)	0:46.94 (0:12.00)	0:34.94 (0:11.57)	0:23.37 (0:11.58)	0:34.94				
Rank	TAB Horse/Jockey	Barrier	Top Speed [km/h]	Fastest Section	Distance Travelled [m]								
1	1 SAVOUR THE DREAM Martin Harley	10	69.5 1400m	0:10.79 1400m	1:35.29 [1] (0:14.09)	1:21.20 [6] (0:10.79)	1:10.41 [4] (0:11.48)	0:58.93 [3] (0:12.25)	0:46.68 [5] (0:12.02)	0:34.66 [5] (0:11.58)	0:23.08 [6] (0:11.29)	0:34.66	
2	7 PRINCE LEVI Taylor Marshall	2	66.8 1400m	0:10.83 1400m	1:35.37 [2] (0:14.34)	1:21.03 [9] (0:10.83)	1:10.20 [8] (0:11.64)	0:58.56 [8] (0:12.15)	0:46.41 [9] (0:12.04)	0:34.37 [9] (0:11.52)	0:22.85 [9] (0:11.20)	0:34.37	-6
3	11 DRACENA Mark Du Plessis	7	67.3 Overall	0:11.41 400m	1:35.67 [3] (0:13.78)	1:21.89 [2] (0:11.53)	1:10.36 [9] (0:11.53)	0:58.83 [9] (0:12.04)	0:46.79 [8] (0:11.83)	0:34.96 [6] (0:11.49)	0:23.47 [5] (0:11.41)	0:34.96	-5
4	3 ATOMIC CLOCK Heavelon Van	4	68.2 1400m	0:10.86 1400m	1:35.96 [4] (0:14.15)	1:21.81 [8] (0:10.86)	1:10.95 [6] (0:11.60)	0:59.35 [6] (0:12.19)	0:47.16 [6] (0:12.04)	0:35.12 [7] (0:11.54)	0:23.58 [7] (0:11.42)	0:35.12	-4
5	6 IRAMA Emily Lang	1	67.4 1400m	0:10.93 1400m	1:36.26 [5] (0:13.80)	1:22.46 [3] (0:10.93)	1:11.53 [1] (0:11.65)	0:59.88 [4] (0:12.11)	0:47.77 [3] (0:11.93)	0:35.84 [2] (0:11.68)	0:24.16 [3] (0:11.76)	0:35.84	-10
6	5 BOLSHEVIC ROAD Cejay Graham	8	66.0 1400m	0:10.94 1400m	1:36.28 [6] (0:14.77)	1:21.51 [10] (0:10.94)	1:10.57 [10] (0:11.37)	0:59.20 [10] (0:12.00)	0:47.20 [10] (0:12.02)	0:35.18 [10] (0:11.63)	0:23.55 [10] (0:11.44)	0:35.18	-6
7	2 SUJEEED James Orman	6	70.2 Overall	0:10.90 1400m	1:36.33 [7] (0:13.95)	1:22.38 [5] (0:10.90)	1:11.48 [2] (0:11.37)	1:00.11 [1] (0:12.25)	0:47.86 [2] (0:11.99)	0:35.87 [3] (0:11.56)	0:24.31 [2] (0:11.68)	0:35.87	-3
8	4 HAMILTON BROWN Michael Rodd	3	67.2 1400m	0:10.88 1400m	1:36.33 [8] (0:14.13)	1:22.20 [7] (0:10.88)	1:11.32 [5] (0:11.67)	0:59.65 [7] (0:12.16)	0:47.49 [7] (0:12.05)	0:35.44 [8] (0:11.63)	0:23.81 [8] (0:11.51)	0:35.44	-9
9	9 WAYFARER'S WAY Samantha Collett	5	67.8 Overall	0:11.04 1400m	1:36.55 [9] (0:13.81)	1:22.74 [4] (0:11.04)	1:11.70 [3] (0:11.48)	1:00.22 [2] (0:12.02)	0:48.20 [1] (0:12.00)	0:36.20 [1] (0:11.57)	0:24.63 [1] (0:11.80)	0:36.20	-10
10	10 BOLD BLAZE Nikita Beriman	9	67.5 Overall	0:11.28 1200m	1:36.77 [10] (0:13.70)	1:23.07 [1] (0:11.47)	1:11.60 [7] (0:11.28)	1:00.32 [5] (0:12.10)	0:48.22 [4] (0:11.97)	0:36.25 [4] (0:11.64)	0:24.61 [4] (0:11.76)	0:36.25	+2

Scratched: Twinkle Time (#8)

Report Created: Sat 8 February 2025 15:18 GMT+1 (Note: Timing is based on position data)

Page 1/12

[] Ranking at each section and finish
 -:-:- No data available at this section
 NA No data available

SCN Saddle cloth number
 DNF Did not finish
 DNT Did not track

data processed by TRIPLES DATA



Doomben QLD Professional

Race 5: S&T GLASS QTIS Three-Year-Old Handicap - 1600m

08 February 2025 - 14:34



BRISBANE
RACING CLUB

Track Rating: Good 4, Weather: Fine, Rail Position: +2m Entire

Section				200m				Last 600m	
Field Times				0:11.79				0:34.94	
				(0:11.79)					
Rank	TAB	Horse/Jockey	Barrier	Top Speed [km/h]	Fastest Section	Margin			Distance Travelled [m]
1	1	SAVOUR THE DREAM	10	69.5	0:10.79	0:11.79 [1]	1:35.29		0:34.66
		Martin Harley		1400m	1400m	(0:11.79)			
2	7	PRINCE LEVI	2	66.8	0:10.83	0:11.65 [5]	0.51L		0:34.37
		Taylor Marshall		1400m	1400m	(0:11.65)			-6
3	11	DRACENA	7	67.3	0:11.41	0:12.06 [2]	2.22L		0:34.96
		Mark Du Plessis		Overall	400m	(0:12.06)			-5
4	3	ATOMIC CLOCK	4	68.2	0:10.86	0:12.16 [6]	3.98L		0:35.12
		Heavelon Van		1400m	1400m	(0:12.16)			-4
5	6	IRAMA	1	67.4	0:10.93	0:12.40 [7]	5.74L		0:35.84
		Emily Lang		1400m	1400m	(0:12.40)			-10
6	5	BOLSHEVIC ROAD	8	66.0	0:10.94	0:12.11 [10]	5.84L		0:35.18
		Cejay Graham		1400m	1400m	(0:12.11)			-6
7	2	SUJEED	6	70.2	0:10.90	0:12.63 [3]	6.14L		0:35.87
		James Orman		Overall	1400m	(0:12.63)			-3
8	4	HAMILTON BROWN	3	67.2	0:10.88	0:12.30 [9]	6.14L		0:35.44
		Michael Rodd		1400m	1400m	(0:12.30)			-9
9	9	WAYFARER'S WAY	5	67.8	0:11.04	0:12.83 [4]	7.44L		0:36.20
		Samantha Collett		Overall	1400m	(0:12.83)			-10
10	10	BOLD BLAZE	9	67.5	0:11.28	0:12.85 [8]	8.74L		0:36.25
		Nikita Beriman		Overall	1200m	(0:12.85)			+2

Scratched: Twinkle Time (#8)

Report Created: Sat 8 February 2025 15:18 GMT+1 (Note: Timing is based on position data)

Page 2/12

[] Ranking at each section and finish
 -:-:- No data available at this section
 NA No data available

SCN Saddle cloth number
 DNF Did not finish
 DNT Did not track

data processed by  **TRIPLES DATA**



Horse/Jockey Name	Savour The Dream
Final Rank	1
Fastest Section Time (Section)	0:10.79 (1400m)
Top Speed [km/h] (Section)	69.5 (1400m)
Race State	Finished

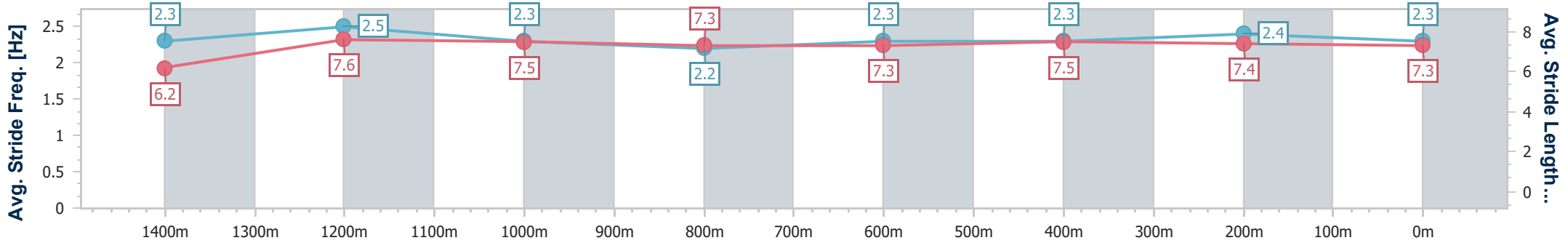
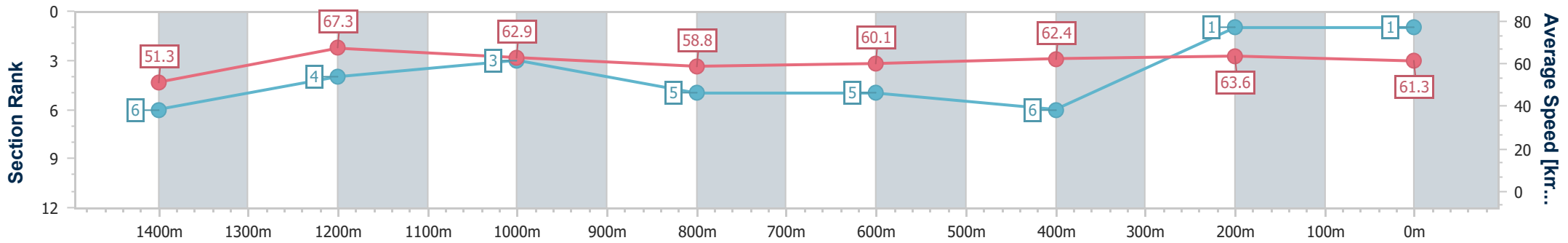


Doomben QLD Professional
Race 5: S&T GLASS QTIS Three-Year-Old Handicap - 1600m
 08 February 2025 - 14:34
 Track Rating: Good 4, Weather: Fine, Rail Position: +2m Entire



BRISBANE
RACING CLUB

Section	Overall	1400m	1200m	1000m	800m	600m	400m	200m
Section Times	1:35.29 [1] (0:14.09)	1:21.20 [6] (0:10.79)	1:10.41 [4] (0:11.48)	0:58.93 [3] (0:12.25)	0:46.68 [5] (0:12.02)	0:34.66 [5] (0:11.58)	0:23.08 [6] (0:11.29)	0:11.79 [1] (0:11.79)
Average Speed [km/h]	51.3	67.3	62.9	58.8	60.1	62.4	63.6	61.3
Top Speed [km/h]	68.7	69.5	64.7	60.9	62.0	63.1	64.9	63.3
Avg. Dist. to Rail [m]	8.4	1.2	1.0	0.9	0.9	0.4	1.1	3.2
Avg. Stride Freq. [Hz]	2.3	2.5	2.3	2.2	2.3	2.3	2.4	2.3
Avg. Stride Length [m]	6.2	7.6	7.5	7.3	7.3	7.5	7.4	7.3



- [] Ranking at each section and finish
- .-.- No data available at this section
- NA No data available



Horse/Jockey Name	Prince Levi
Final Rank	2
Fastest Section Time (Section)	0:10.83 (1400m)
Top Speed [km/h] (Section)	66.8 (1400m)
Race State	Finished

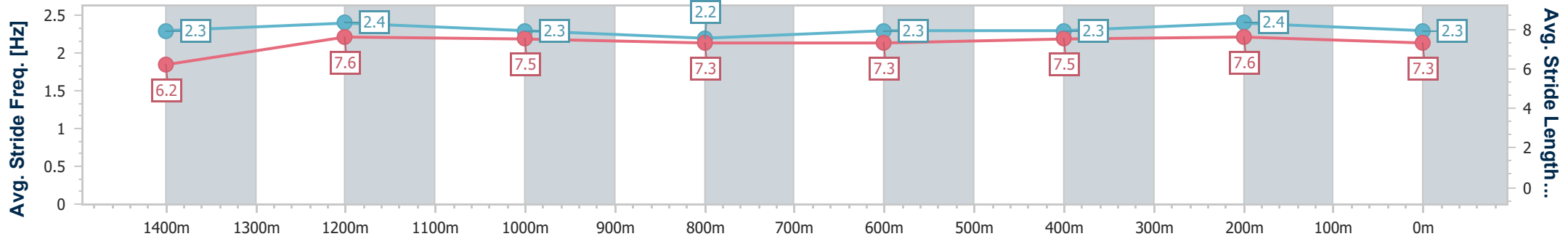
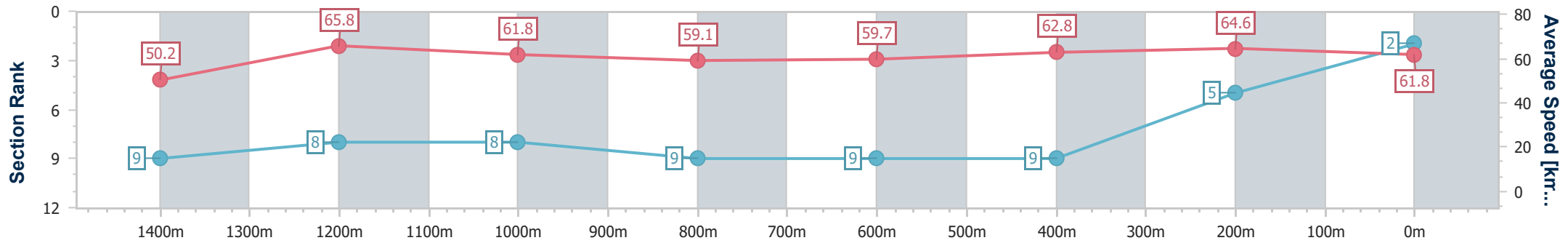


Doomben QLD Professional
Race 5: S&T GLASS QTIS Three-Year-Old Handicap - 1600m
 08 February 2025 - 14:34
 Track Rating: Good 4, Weather: Fine, Rail Position: +2m Entire



BRISBANE
RACING CLUB

Section	Overall	1400m	1200m	1000m	800m	600m	400m	200m
Section Times	1:35.37 [2] (0:14.34)	1:21.03 [9] (0:10.83)	1:10.20 [8] (0:11.64)	0:58.56 [8] (0:12.15)	0:46.41 [9] (0:12.04)	0:34.37 [9] (0:11.52)	0:22.85 [9] (0:11.20)	0:11.65 [5] (0:11.65)
Average Speed [km/h]	50.2	65.8	61.8	59.1	59.7	62.8	64.6	61.8
Top Speed [km/h]	65.4	66.8	63.1	62.6	61.7	63.5	65.8	64.9
Avg. Dist. to Rail [m]	1.4	1.6	0.7	0.4	0.3	0.5	3.3	5.8
Avg. Stride Freq. [Hz]	2.3	2.4	2.3	2.2	2.3	2.3	2.4	2.3
Avg. Stride Length [m]	6.2	7.6	7.5	7.3	7.3	7.5	7.6	7.3



- [] Ranking at each section and finish
- .-.- No data available at this section
- NA No data available



Horse/Jockey Name	Dracena
Final Rank	3
Fastest Section Time (Section)	0:11.41 (400m)
Top Speed [km/h] (Section)	67.3 (Overall)
Race State	Finished

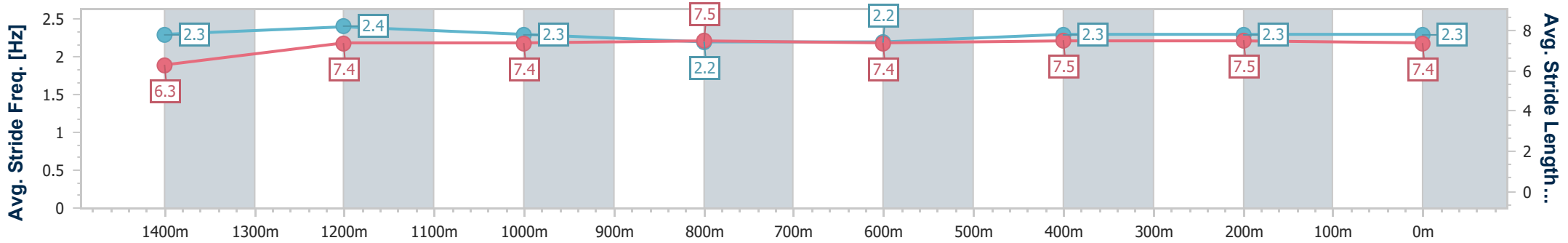
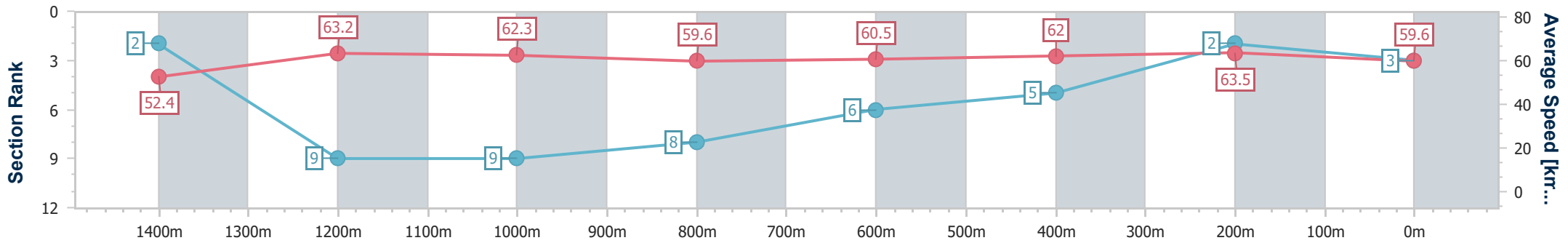


Doomben QLD Professional
Race 5: S&T GLASS QTIS Three-Year-Old Handicap - 1600m
 08 February 2025 - 14:34
 Track Rating: Good 4, Weather: Fine, Rail Position: +2m Entire



BRISBANE
RACING CLUB

Section	Overall	1400m	1200m	1000m	800m	600m	400m	200m
Section Times	1:35.67 [3] (0:13.78)	1:21.89 [2] (0:11.53)	1:10.36 [9] (0:11.53)	0:58.83 [9] (0:12.04)	0:46.79 [8] (0:11.83)	0:34.96 [6] (0:11.49)	0:23.47 [5] (0:11.41)	0:12.06 [2] (0:12.06)
Average Speed [km/h]	52.4	63.2	62.3	59.6	60.5	62.0	63.5	59.6
Top Speed [km/h]	67.3	66.5	64.6	62.7	62.3	63.5	63.7	63.0
Avg. Dist. to Rail [m]	5.2	1.7	0.4	0.8	1.6	1.4	4.0	6.1
Avg. Stride Freq. [Hz]	2.3	2.4	2.3	2.2	2.2	2.3	2.3	2.3
Avg. Stride Length [m]	6.3	7.4	7.4	7.5	7.4	7.5	7.5	7.4



- [] Ranking at each section and finish
- .-.- No data available at this section
- NA No data available



Horse/Jockey Name	Atomic Clock
Final Rank	4
Fastest Section Time (Section)	0:10.86 (1400m)
Top Speed [km/h] (Section)	68.2 (1400m)
Race State	Finished

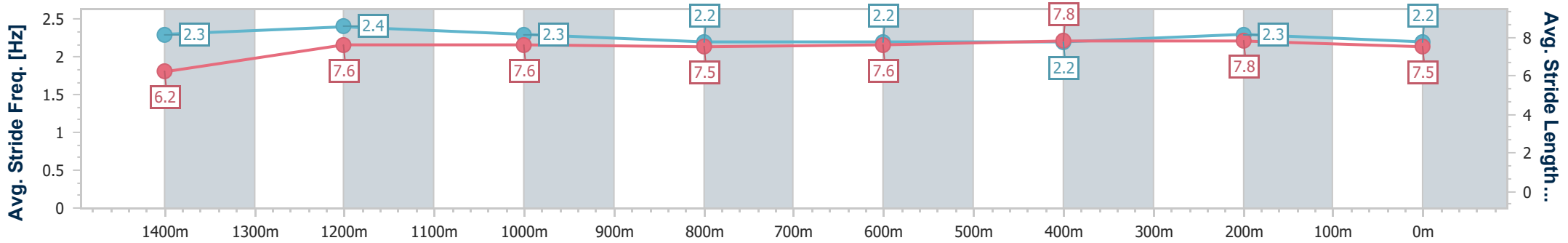
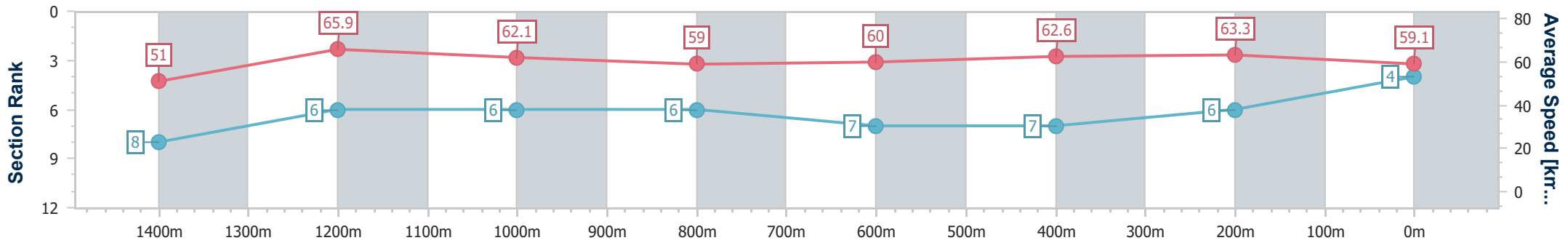


Doomben QLD Professional
Race 5: S&T GLASS QTIS Three-Year-Old Handicap - 1600m
 08 February 2025 - 14:34
 Track Rating: Good 4, Weather: Fine, Rail Position: +2m Entire



BRISBANE
RACING CLUB

Section	Overall	1400m	1200m	1000m	800m	600m	400m	200m
Section Times	1:35.96 [4] (0:14.15)	1:21.81 [8] (0:10.86)	1:10.95 [6] (0:11.60)	0:59.35 [6] (0:12.19)	0:47.16 [6] (0:12.04)	0:35.12 [7] (0:11.54)	0:23.58 [7] (0:11.42)	0:12.16 [6] (0:12.16)
Average Speed [km/h]	51.0	65.9	62.1	59.0	60.0	62.6	63.3	59.1
Top Speed [km/h]	67.7	68.2	63.1	62.1	62.1	63.1	64.2	62.8
Avg. Dist. to Rail [m]	2.9	0.6	0.7	0.2	0.5	0.4	1.6	3.0
Avg. Stride Freq. [Hz]	2.3	2.4	2.3	2.2	2.2	2.2	2.3	2.2
Avg. Stride Length [m]	6.2	7.6	7.6	7.5	7.6	7.8	7.8	7.5



- [] Ranking at each section and finish
- .-.- No data available at this section
- NA No data available



Horse/Jockey Name	Irama
Final Rank	5
Fastest Section Time (Section)	0:10.93 (1400m)
Top Speed [km/h] (Section)	67.4 (1400m)
Race State	Finished

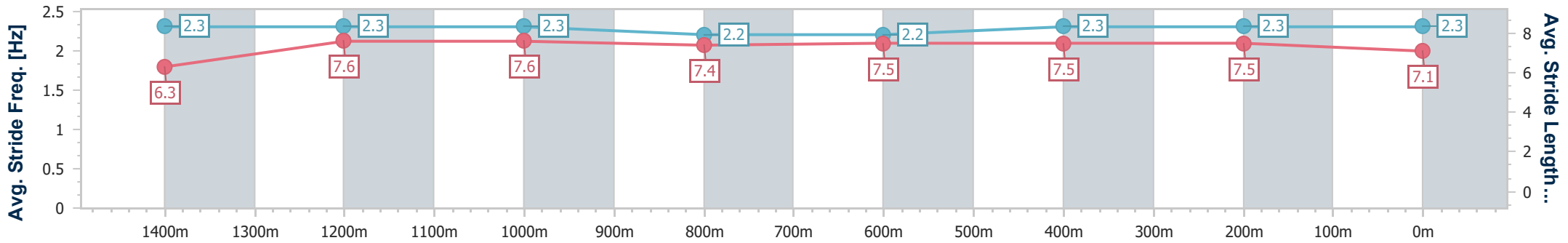
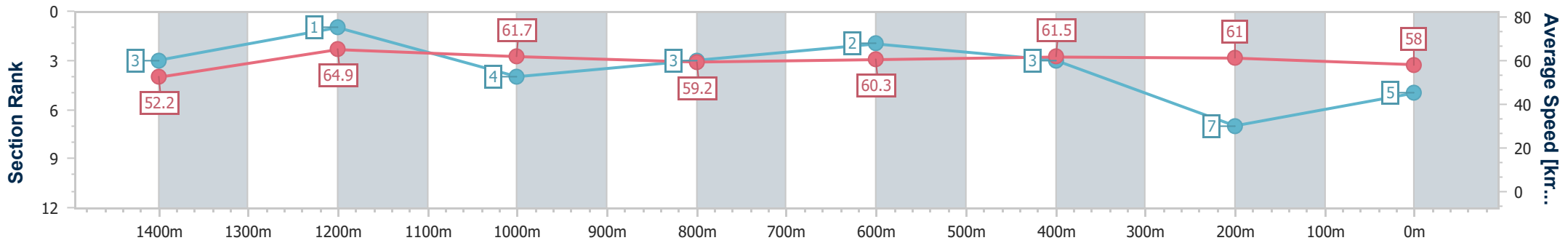


Doomben QLD Professional
Race 5: S&T GLASS QTIS Three-Year-Old Handicap - 1600m
 08 February 2025 - 14:34
 Track Rating: Good 4, Weather: Fine, Rail Position: +2m Entire



BRISBANE
RACING CLUB

Section	Overall	1400m	1200m	1000m	800m	600m	400m	200m
Section Times	1:36.26 [5] (0:13.80)	1:22.46 [3] (0:10.93)	1:11.53 [1] (0:11.65)	0:59.88 [4] (0:12.11)	0:47.77 [3] (0:11.93)	0:35.84 [2] (0:11.68)	0:24.16 [3] (0:11.76)	0:12.40 [7] (0:12.40)
Average Speed [km/h]	52.2	64.9	61.7	59.2	60.3	61.5	61.0	58.0
Top Speed [km/h]	67.2	67.4	62.8	61.0	62.2	62.2	62.6	59.2
Avg. Dist. to Rail [m]	1.1	2.2	1.4	0.8	0.3	0.6	1.0	1.3
Avg. Stride Freq. [Hz]	2.3	2.3	2.3	2.2	2.2	2.3	2.3	2.3
Avg. Stride Length [m]	6.3	7.6	7.6	7.4	7.5	7.5	7.5	7.1



- [] Ranking at each section and finish
- .-.- No data available at this section
- NA No data available



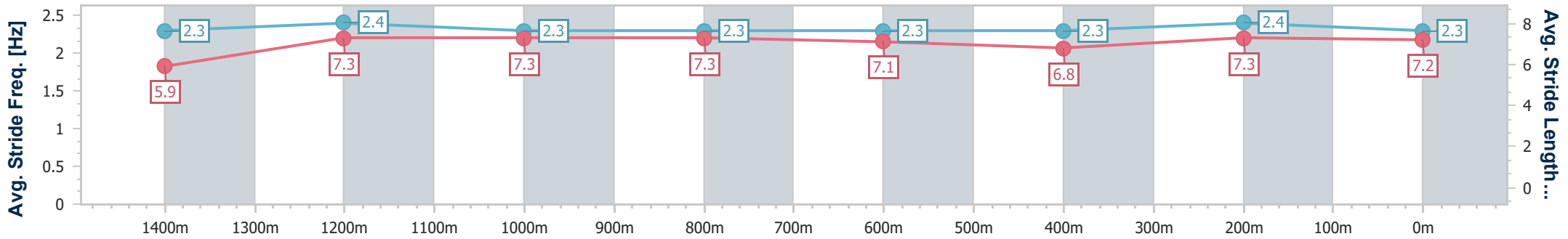
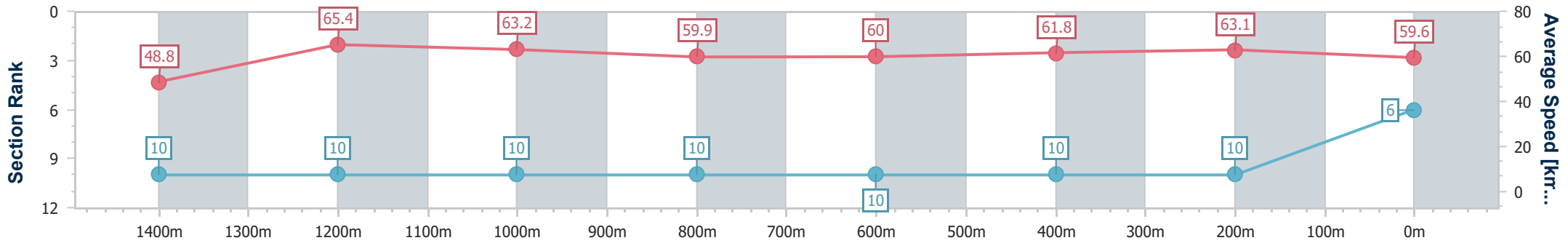
Horse/Jockey Name	Bolshevic Road
Final Rank	6
Fastest Section Time (Section)	0:10.94 (1400m)
Top Speed [km/h] (Section)	66.0 (1400m)
Race State	Finished



Doomben QLD Professional
Race 5: S&T GLASS QTIS Three-Year-Old Handicap - 1600m
 08 February 2025 - 14:34
 Track Rating: Good 4, Weather: Fine, Rail Position: +2m Entire



Section	Overall	1400m	1200m	1000m	800m	600m	400m	200m
Section Times	1:36.28 [6] (0:14.77)	1:21.51 [10] (0:10.94)	1:10.57 [10] (0:11.37)	0:59.20 [10] (0:12.00)	0:47.20 [10] (0:12.02)	0:35.18 [10] (0:11.63)	0:23.55 [10] (0:11.44)	0:12.11 [10] (0:12.11)
Average Speed [km/h]	48.8	65.4	63.2	59.9	60.0	61.8	63.1	59.6
Top Speed [km/h]	64.7	66.0	65.1	62.6	62.3	63.1	64.0	61.5
Avg. Dist. to Rail [m]	4.3	1.1	0.6	0.5	0.5	0.8	0.8	4.5
Avg. Stride Freq. [Hz]	2.3	2.4	2.3	2.3	2.3	2.3	2.4	2.3
Avg. Stride Length [m]	5.9	7.3	7.3	7.3	7.1	6.8	7.3	7.2



- [] Ranking at each section and finish
- .-.- No data available at this section
- NA No data available



Horse/Jockey Name	Sujeed
Final Rank	7
Fastest Section Time (Section)	0:10.90 (1400m)
Top Speed [km/h] (Section)	70.2 (Overall)
Race State	Finished

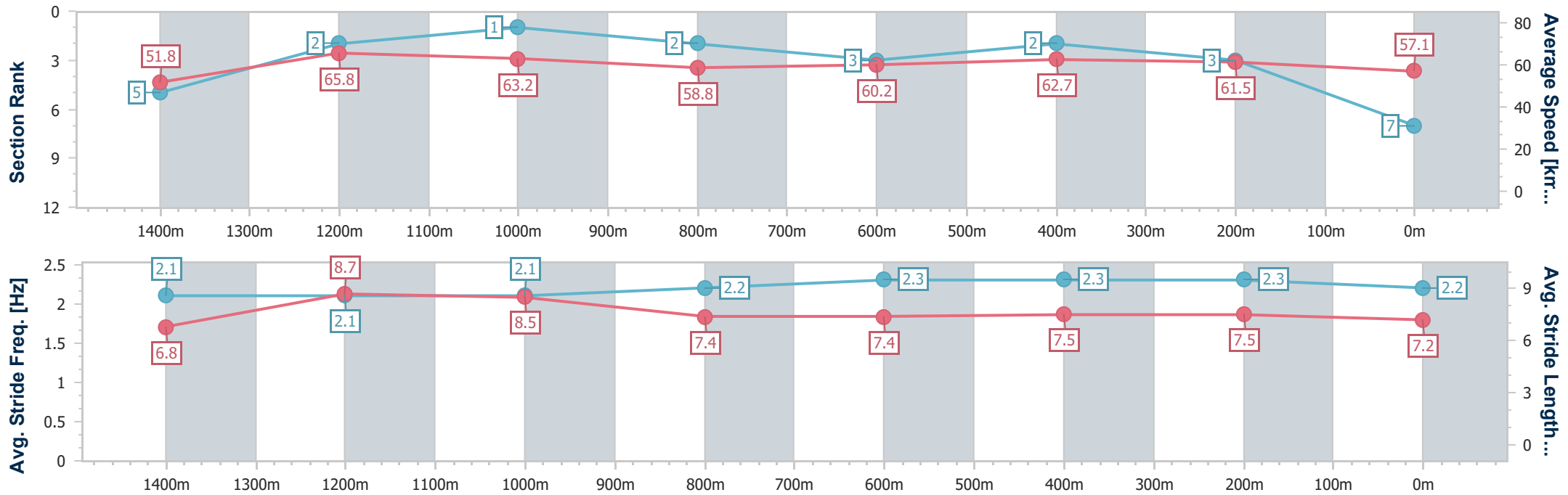


Doomben QLD Professional
Race 5: S&T GLASS QTIS Three-Year-Old Handicap - 1600m
 08 February 2025 - 14:34
 Track Rating: Good 4, Weather: Fine, Rail Position: +2m Entire



BRISBANE
RACING CLUB

Section	Overall	1400m	1200m	1000m	800m	600m	400m	200m
Section Times	1:36.33 [7] (0:13.95)	1:22.38 [5] (0:10.90)	1:11.48 [2] (0:11.37)	1:00.11 [1] (0:12.25)	0:47.86 [2] (0:11.99)	0:35.87 [3] (0:11.56)	0:24.31 [2] (0:11.68)	0:12.63 [3] (0:12.63)
Average Speed [km/h]	51.8	65.8	63.2	58.8	60.2	62.7	61.5	57.1
Top Speed [km/h]	70.2	70.1	65.6	60.3	62.2	63.7	63.0	59.7
Avg. Dist. to Rail [m]	3.9	1.2	2.4	0.8	0.3	0.8	0.6	0.9
Avg. Stride Freq. [Hz]	2.1	2.1	2.1	2.2	2.3	2.3	2.3	2.2
Avg. Stride Length [m]	6.8	8.7	8.5	7.4	7.4	7.5	7.5	7.2



- [] Ranking at each section and finish
- .-.- No data available at this section
- NA No data available



Horse/Jockey Name	Hamilton Brown
Final Rank	8
Fastest Section Time (Section)	0:10.88 (1400m)
Top Speed [km/h] (Section)	67.2 (1400m)
Race State	Finished

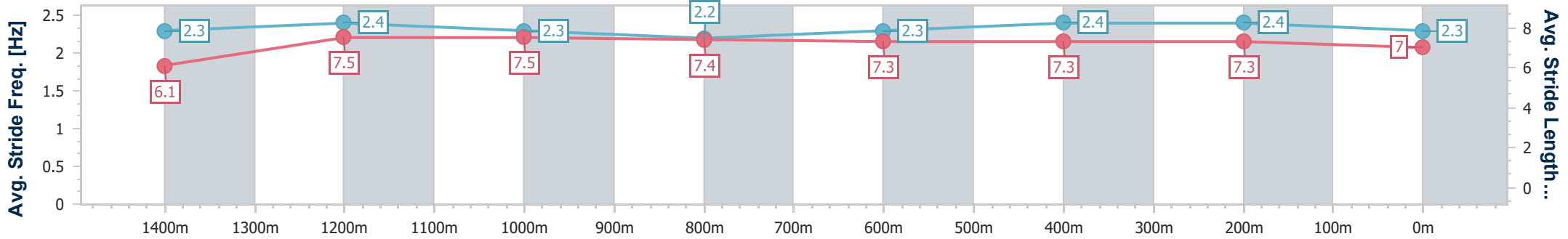
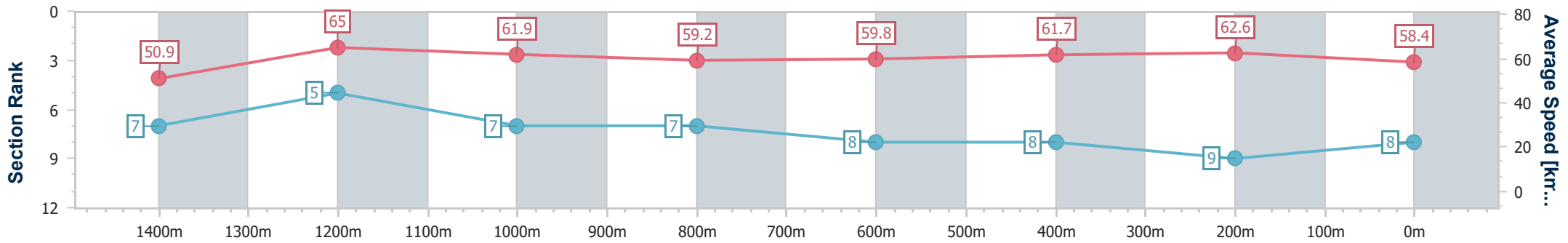


Doomben QLD Professional
Race 5: S&T GLASS QTIS Three-Year-Old Handicap - 1600m
 08 February 2025 - 14:34
 Track Rating: Good 4, Weather: Fine, Rail Position: +2m Entire



BRISBANE
RACING CLUB

Section	Overall	1400m	1200m	1000m	800m	600m	400m	200m
Section Times	1:36.33 [8] (0:14.13)	1:22.20 [7] (0:10.88)	1:11.32 [5] (0:11.67)	0:59.65 [7] (0:12.16)	0:47.49 [7] (0:12.05)	0:35.44 [8] (0:11.63)	0:23.81 [8] (0:11.51)	0:12.30 [9] (0:12.30)
Average Speed [km/h]	50.9	65.0	61.9	59.2	59.8	61.7	62.6	58.4
Top Speed [km/h]	66.8	67.2	62.3	61.6	61.6	63.0	63.0	62.2
Avg. Dist. to Rail [m]	1.6	2.1	1.0	0.2	0.1	0.4	0.7	2.4
Avg. Stride Freq. [Hz]	2.3	2.4	2.3	2.2	2.3	2.4	2.4	2.3
Avg. Stride Length [m]	6.1	7.5	7.5	7.4	7.3	7.3	7.3	7.0



- [] Ranking at each section and finish
- .-.- No data available at this section
- NA No data available



Horse/Jockey Name	Wayfarer's Way
Final Rank	9
Fastest Section Time (Section)	0:11.04 (1400m)
Top Speed [km/h] (Section)	67.8 (Overall)
Race State	Finished

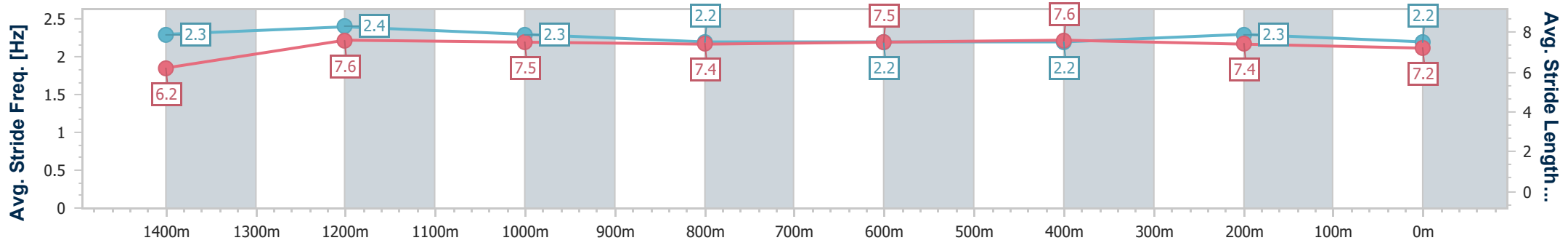
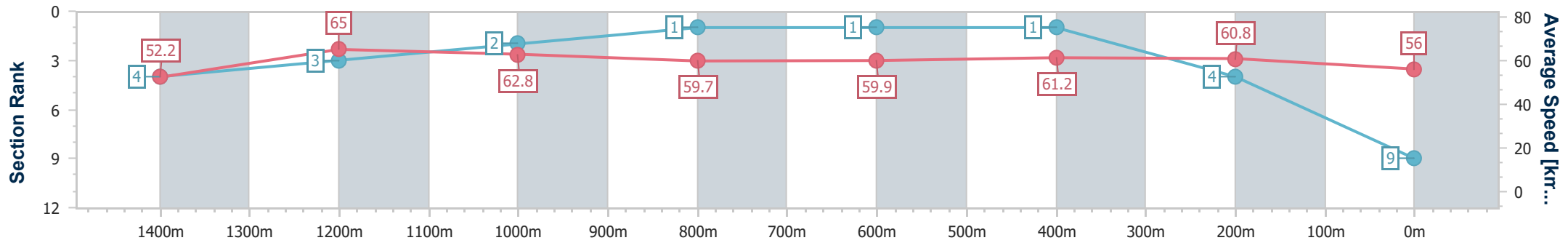


Doomben QLD Professional
Race 5: S&T GLASS QTIS Three-Year-Old Handicap - 1600m
 08 February 2025 - 14:34
 Track Rating: Good 4, Weather: Fine, Rail Position: +2m Entire



BRISBANE
RACING CLUB

Section	Overall	1400m	1200m	1000m	800m	600m	400m	200m
Section Times	1:36.55 [9] (0:13.81)	1:22.74 [4] (0:11.04)	1:11.70 [3] (0:11.48)	1:00.22 [2] (0:12.02)	0:48.20 [1] (0:12.00)	0:36.20 [1] (0:11.57)	0:24.63 [1] (0:11.80)	0:12.83 [4] (0:12.83)
Average Speed [km/h]	52.2	65.0	62.8	59.7	59.9	61.2	60.8	56.0
Top Speed [km/h]	67.8	67.7	64.4	61.0	61.3	61.8	61.6	59.2
Avg. Dist. to Rail [m]	3.0	0.3	0.6	0.8	1.0	2.1	1.9	0.8
Avg. Stride Freq. [Hz]	2.3	2.4	2.3	2.2	2.2	2.2	2.3	2.2
Avg. Stride Length [m]	6.2	7.6	7.5	7.4	7.5	7.6	7.4	7.2



- [] Ranking at each section and finish
- .-.- No data available at this section
- NA No data available



Horse/Jockey Name	Bold Blaze
Final Rank	10
Fastest Section Time (Section)	0:11.28 (1200m)
Top Speed [km/h] (Section)	67.5 (Overall)
Race State	Finished

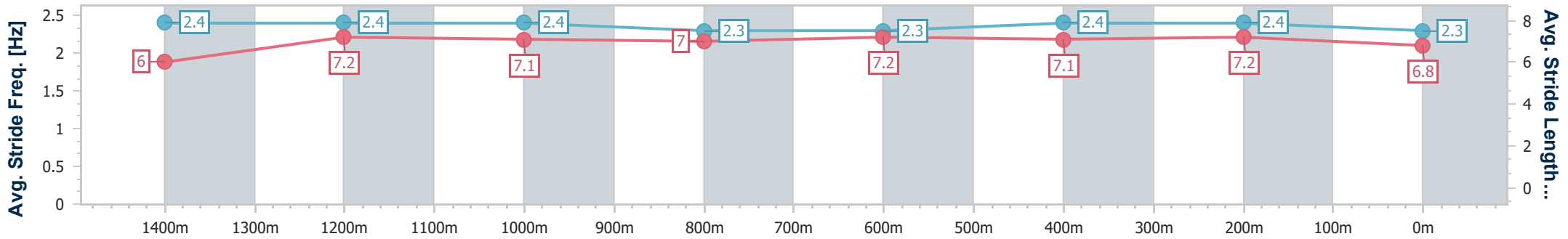
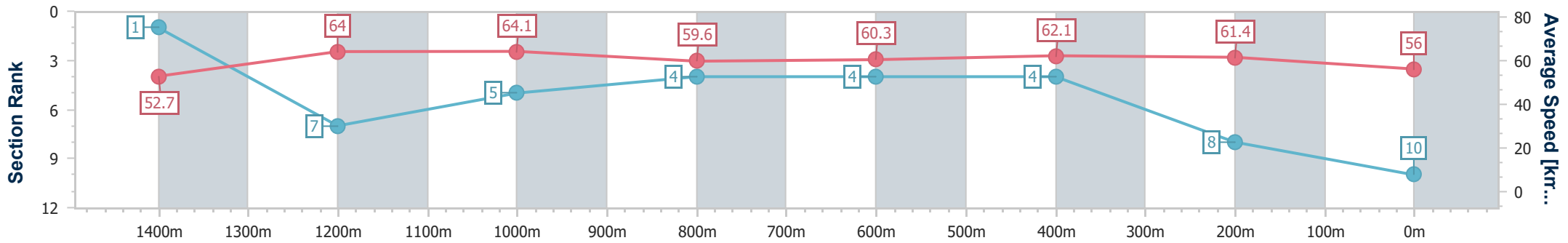


Doomben QLD Professional
Race 5: S&T GLASS QTIS Three-Year-Old Handicap - 1600m
 08 February 2025 - 14:34
 Track Rating: Good 4, Weather: Fine, Rail Position: +2m Entire



BRISBANE
RACING CLUB

Section	Overall	1400m	1200m	1000m	800m	600m	400m	200m
Section Times	1:36.77 [10] (0:13.70)	1:23.07 [1] (0:11.47)	1:11.60 [7] (0:11.28)	1:00.32 [5] (0:12.10)	0:48.22 [4] (0:11.97)	0:36.25 [4] (0:11.64)	0:24.61 [4] (0:11.76)	0:12.85 [8] (0:12.85)
Average Speed [km/h]	52.7	64.0	64.1	59.6	60.3	62.1	61.4	56.0
Top Speed [km/h]	67.5	67.4	65.2	61.9	62.1	62.8	62.8	59.4
Avg. Dist. to Rail [m]	7.2	3.4	2.1	1.3	0.5	0.3	3.3	6.6
Avg. Stride Freq. [Hz]	2.4	2.4	2.4	2.3	2.3	2.4	2.4	2.3
Avg. Stride Length [m]	6.0	7.2	7.1	7.0	7.2	7.1	7.2	6.8



- [] Ranking at each section and finish
- .-.- No data available at this section
- NA No data available



Doomben QLD Professional

Race 6: SKY RACING Class 3 Plate - 1110m

08 February 2025 - 15:09



BRISBANE
RACING CLUB

Track Rating: Good 4, Weather: Fine, Rail Position: +2m Entire

Section												Last 600m		
Field Times		Overall	1000m	800m	600m	400m	200m						0:33.47	
		1:03.32 (0:08.42)	0:54.90 (0:10.66)	0:44.24 (0:10.77)	0:33.47 (0:11.07)	0:22.40 (0:10.95)	0:11.45 (0:11.45)							
Rank	TAB	Horse/Jockey	Barrier	Top Speed [km/h]	Fastest Section							Margin	Distance Travelled [m]	
1	11	TERMAGANT Nikita Beriman	8	68.9 800m	0:08.64 Overall	1:03.32 [1] (0:08.64)	0:54.68 [4] (0:10.90)	0:43.78 [5] (0:10.66)	0:33.12 [5] (0:11.08)	0:22.04 [3] (0:10.78)	0:11.26 [3] (0:11.26)	1:03.32	0:33.12	
2	4	SECRET REVOLUTION Martin Harley	6	70.0 800m	0:08.42 Overall	1:03.71 [2] (0:08.42)	0:55.29 [1] (0:10.75)	0:44.54 [2] (0:10.68)	0:33.86 [1] (0:11.07)	0:22.79 [1] (0:10.95)	0:11.84 [1] (0:11.84)	2.33L	0:33.86	+3
3	10	INSTAGOOD Emily Lang	11	69.6 800m	0:08.82 Overall	1:03.75 [3] (0:08.82)	0:54.93 [8] (0:11.17)	0:43.76 [10] (0:10.68)	0:33.08 [10] (0:11.00)	0:22.08 [10] (0:10.79)	0:11.29 [8] (0:11.29)	2.51L	0:33.08	-1
4	3	HIGHBAR Mark Du Plessis	16	69.3 800m	0:08.94 Overall	1:03.90 [4] (0:08.94)	0:54.96 [10] (0:10.75)	0:44.21 [8] (0:10.81)	0:33.40 [8] (0:11.00)	0:22.40 [7] (0:10.74)	0:11.66 [5] (0:11.66)	3.42L	0:33.40	+5
5	17	BOLD AND SMOOTH Georgina Cartwright	4	68.1 1000m	0:08.49 Overall	1:03.96 [5] (0:08.49)	0:55.47 [3] (0:10.77)	0:44.70 [3] (0:10.85)	0:33.85 [4] (0:11.22)	0:22.63 [5] (0:10.87)	0:11.76 [4] (0:11.76)	3.75L	0:33.85	+0
6	12	BELEGATO James Orman	10	70.1 1000m	0:08.46 Overall	1:04.01 [6] (0:08.46)	0:55.55 [2] (0:10.62)	0:44.93 [1] (0:10.88)	0:34.05 [2] (0:11.12)	0:22.93 [2] (0:10.94)	0:11.99 [2] (0:11.99)	4.06L	0:34.05	-4
7	6	DEER TRAIL Ryan Maloney	5	68.5 800m	0:08.66 Overall	1:04.02 [7] (0:08.66)	0:55.36 [5] (0:11.03)	0:44.33 [7] (0:10.71)	0:33.62 [7] (0:11.09)	0:22.53 [6] (0:10.88)	0:11.65 [6] (0:11.65)	4.13L	0:33.62	+4
8	8	TELLEZ Andrew Mallyon	9	67.9 800m	0:08.92 Overall	1:04.28 [8] (0:08.92)	0:55.36 [9] (0:10.87)	0:44.49 [9] (0:10.75)	0:33.74 [9] (0:11.11)	0:22.63 [9] (0:10.95)	0:11.68 [9] (0:11.68)	5.64L	0:33.74	-5
9	14	SALT LAKE BETTY Samantha Collett	18	69.8 800m	0:08.74 Overall	1:04.59 [9] (0:08.74)	0:55.85 [7] (0:10.60)	0:45.25 [4] (0:10.72)	0:34.53 [3] (0:11.23)	0:23.30 [4] (0:11.09)	0:12.21 [7] (0:12.21)	7.5L	0:34.53	+1
10	2	ANOTHER COGNAC Vlad Duric	2	68.3 800m	0:08.67 Overall	1:04.66 [10] (0:08.67)	0:55.99 [6] (0:10.89)	0:45.10 [6] (0:10.75)	0:34.35 [6] (0:11.21)	0:23.14 [8] (0:11.11)	0:12.03 [10] (0:12.03)	7.91L	0:34.35	-4

Scratched: Boambee Beach (#18), Action King (#1), Rush Hour (#7), The Wolf (#5), Certainlycan (#13), Fortuneer (#9), Untouchable Legend (#15), Dream Smart (#16)

[] Ranking at each section and finish
 -:-:- No data available at this section
 NA No data available

SCN Saddle cloth number
 DNF Did not finish
 DNT Did not track



Horse/Jockey Name	Termagant
Final Rank	1
Fastest Section Time (Section)	0:08.64 (Overall)
Top Speed [km/h] (Section)	68.9 (800m)
Race State	Finished

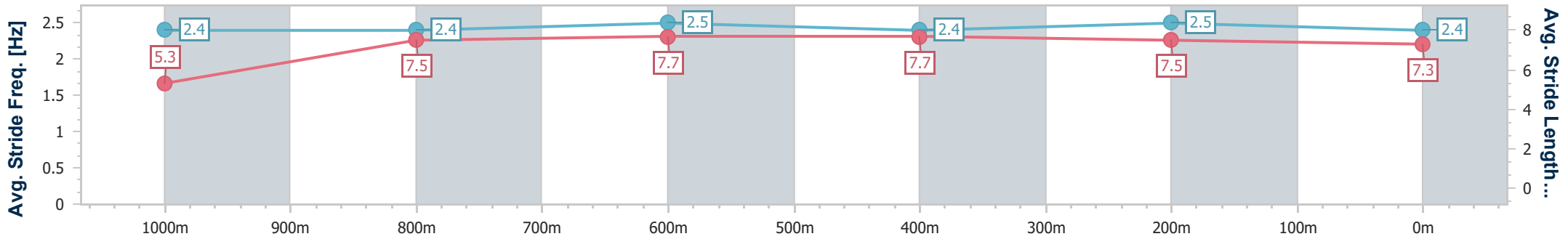
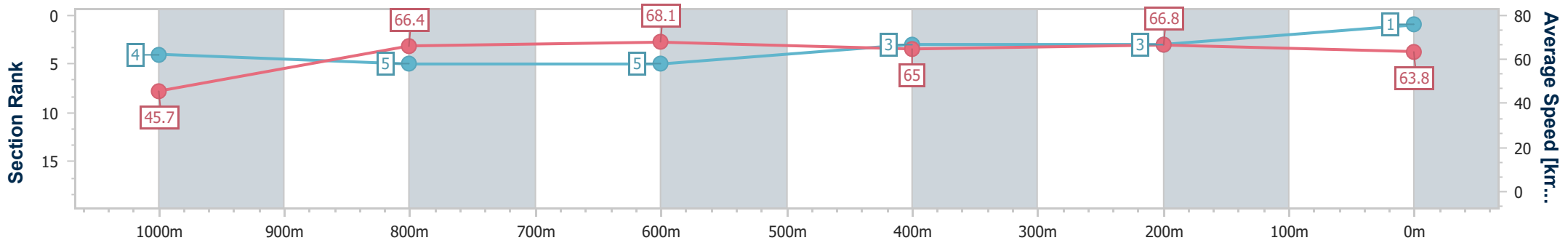


Doomben QLD Professional
Race 6: SKY RACING Class 3 Plate - 1110m
08 February 2025 - 15:09
Track Rating: Good 4, Weather: Fine, Rail Position: +2m Entire



BRISBANE
RACING CLUB

Section	Overall	1000m	800m	600m	400m	200m
Section Times	1:03.32 [1] (0:08.64)	0:54.68 [4] (0:10.90)	0:43.78 [5] (0:10.66)	0:33.12 [5] (0:11.08)	0:22.04 [3] (0:10.78)	0:11.26 [3] (0:11.26)
Average Speed [km/h]	45.7	66.4	68.1	65.0	66.8	63.8
Top Speed [km/h]	65.2	68.1	68.9	67.6	67.7	66.8
Avg. Dist. to Rail [m]	5.2	2.0	1.2	0.6	0.5	0.5
Avg. Stride Freq. [Hz]	2.4	2.4	2.5	2.4	2.5	2.4
Avg. Stride Length [m]	5.3	7.5	7.7	7.7	7.5	7.3



- [] Ranking at each section and finish
- .-.- No data available at this section
- NA No data available



Horse/Jockey Name	Secret Revolution
Final Rank	2
Fastest Section Time (Section)	0:08.42 (Overall)
Top Speed [km/h] (Section)	70.0 (800m)
Race State	Finished



Doomben QLD Professional

Race 6: SKY RACING Class 3 Plate - 1110m

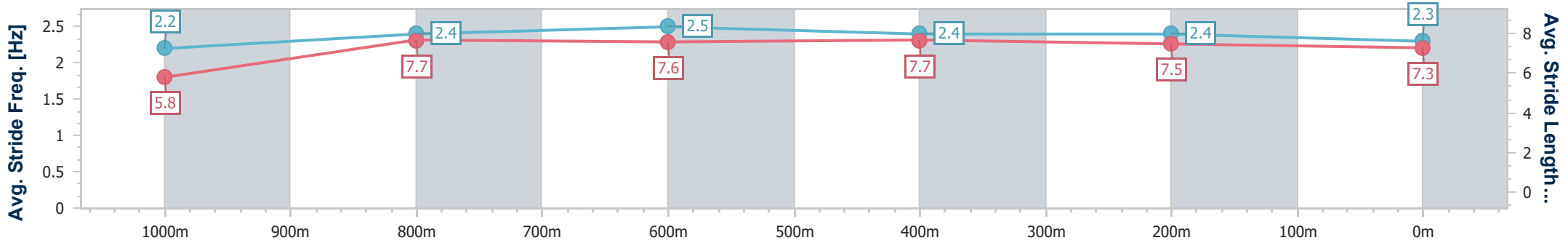
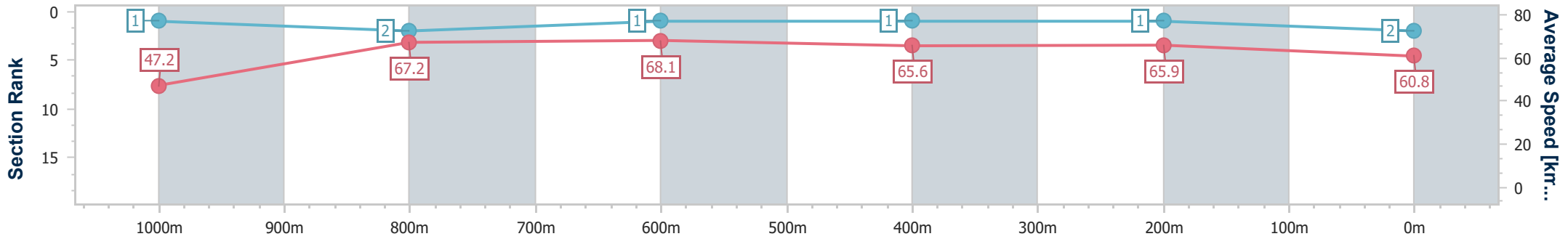
08 February 2025 - 15:09

Track Rating: Good 4, Weather: Fine, Rail Position: +2m Entire



BRISBANE RACING CLUB

Section	Overall	1000m	800m	600m	400m	200m
Section Times	1:03.71 [2] (0:08.42)	0:55.29 [1] (0:10.75)	0:44.54 [2] (0:10.68)	0:33.86 [1] (0:11.07)	0:22.79 [1] (0:10.95)	0:11.84 [1] (0:11.84)
Average Speed [km/h]	47.2	67.2	68.1	65.6	65.9	60.8
Top Speed [km/h]	65.0	69.0	70.0	67.5	67.2	64.8
Avg. Dist. to Rail [m]	4.4	1.1	2.4	1.9	1.6	1.2
Avg. Stride Freq. [Hz]	2.2	2.4	2.5	2.4	2.4	2.3
Avg. Stride Length [m]	5.8	7.7	7.6	7.7	7.5	7.3



- [] Ranking at each section and finish
- .-.- No data available at this section
- NA No data available



Horse/Jockey Name	Instagood
Final Rank	3
Fastest Section Time (Section)	0:08.82 (Overall)
Top Speed [km/h] (Section)	69.6 (800m)
Race State	Finished

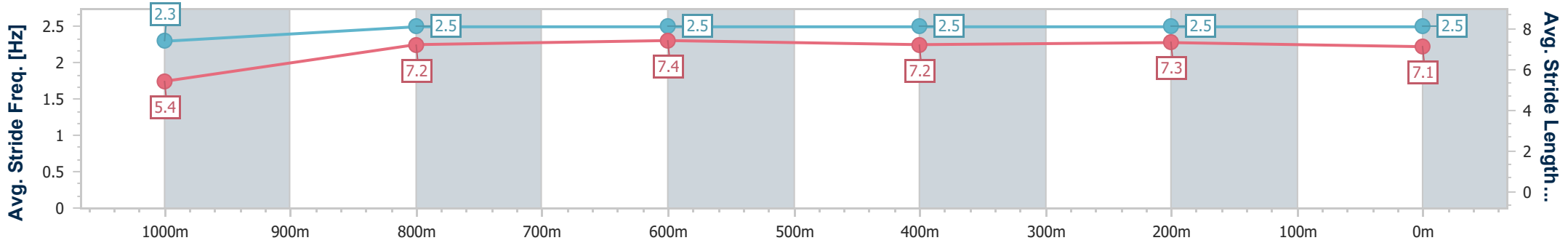
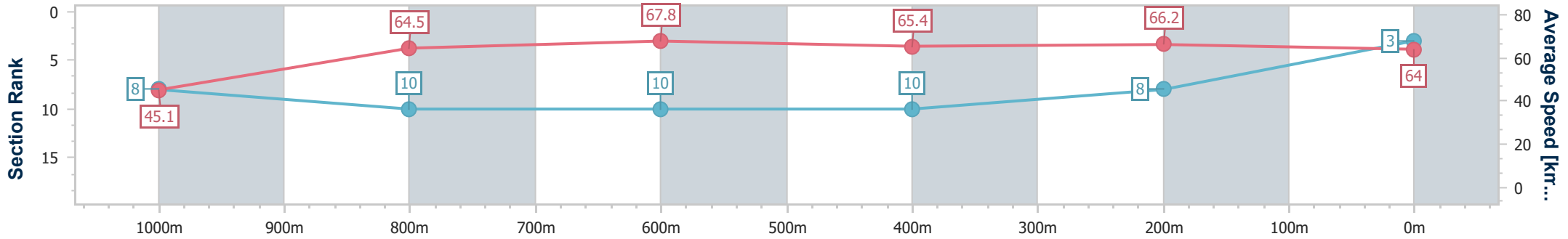


Doomben QLD Professional
Race 6: SKY RACING Class 3 Plate - 1110m
 08 February 2025 - 15:09
 Track Rating: Good 4, Weather: Fine, Rail Position: +2m Entire



BRISBANE
RACING CLUB

Section	Overall	1000m	800m	600m	400m	200m
Section Times	1:03.75 [3] (0:08.82)	0:54.93 [8] (0:11.17)	0:43.76 [10] (0:10.68)	0:33.08 [10] (0:11.00)	0:22.08 [10] (0:10.79)	0:11.29 [8] (0:11.29)
Average Speed [km/h]	45.1	64.5	67.8	65.4	66.2	64.0
Top Speed [km/h]	63.5	65.6	69.6	65.8	69.0	67.0
Avg. Dist. to Rail [m]	7.4	1.6	1.0	0.8	1.4	2.8
Avg. Stride Freq. [Hz]	2.3	2.5	2.5	2.5	2.5	2.5
Avg. Stride Length [m]	5.4	7.2	7.4	7.2	7.3	7.1



- [] Ranking at each section and finish
- .-.- No data available at this section
- NA No data available



Horse/Jockey Name	Highbar
Final Rank	4
Fastest Section Time (Section)	0:08.94 (Overall)
Top Speed [km/h] (Section)	69.3 (800m)
Race State	Finished

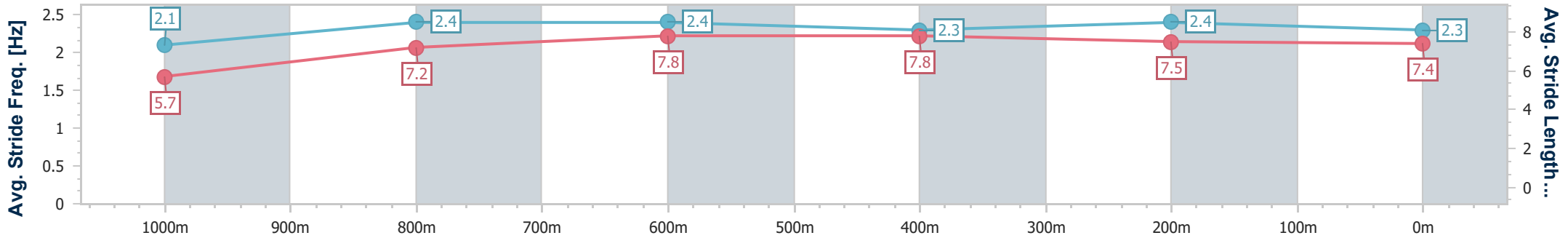
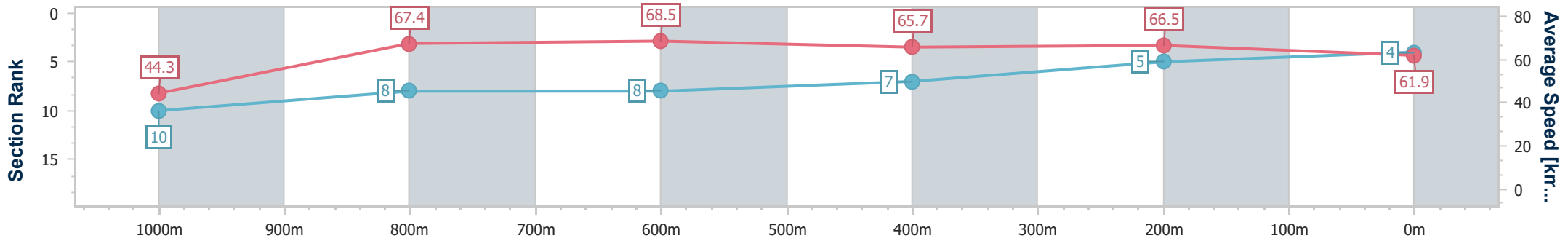


Doomben QLD Professional
Race 6: SKY RACING Class 3 Plate - 1110m
 08 February 2025 - 15:09
 Track Rating: Good 4, Weather: Fine, Rail Position: +2m Entire



BRISBANE
RACING CLUB

Section	Overall	1000m	800m	600m	400m	200m
Section Times	1:03.90 [4] (0:08.94)	0:54.96 [10] (0:10.75)	0:44.21 [8] (0:10.81)	0:33.40 [8] (0:11.00)	0:22.40 [7] (0:10.74)	0:11.66 [5] (0:11.66)
Average Speed [km/h]	44.3	67.4	68.5	65.7	66.5	61.9
Top Speed [km/h]	64.3	68.2	69.3	67.9	67.9	65.6
Avg. Dist. to Rail [m]	9.2	4.6	4.8	1.3	1.0	1.0
Avg. Stride Freq. [Hz]	2.1	2.4	2.4	2.3	2.4	2.3
Avg. Stride Length [m]	5.7	7.2	7.8	7.8	7.5	7.4



- [] Ranking at each section and finish
- .-.- No data available at this section
- NA No data available



Horse/Jockey Name	Bold And Smooth
Final Rank	5
Fastest Section Time (Section)	0:08.49 (Overall)
Top Speed [km/h] (Section)	68.1 (1000m)
Race State	Finished

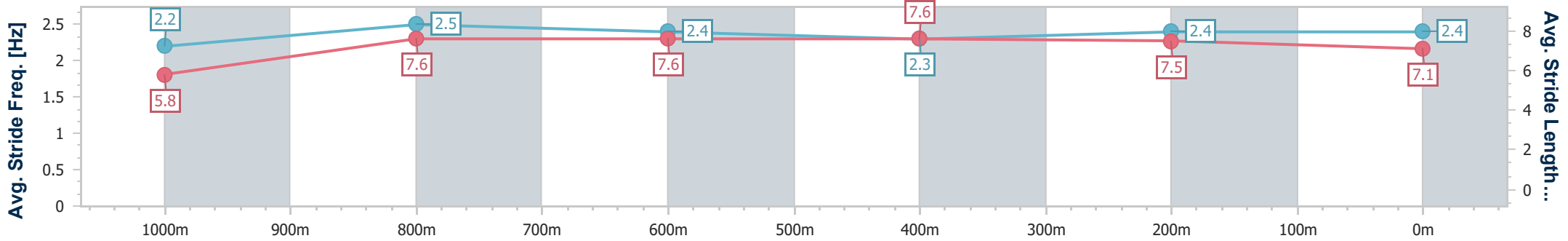
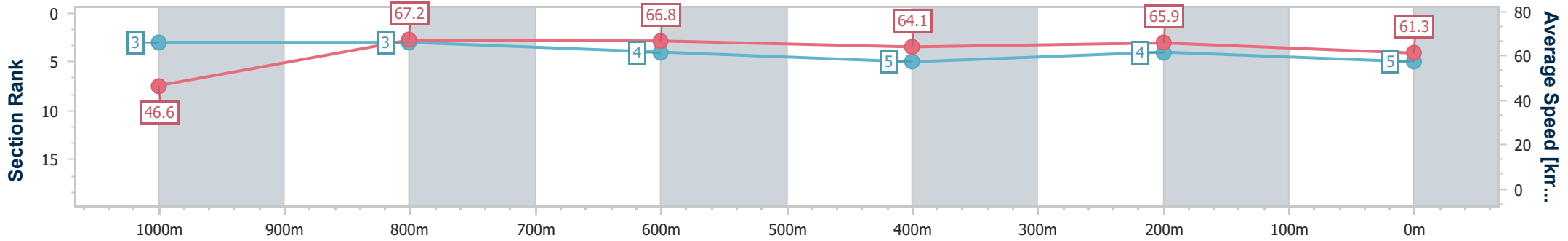


Doomben QLD Professional
Race 6: SKY RACING Class 3 Plate - 1110m
 08 February 2025 - 15:09
 Track Rating: Good 4, Weather: Fine, Rail Position: +2m Entire



BRISBANE
RACING CLUB

Section	Overall	1000m	800m	600m	400m	200m
Section Times	1:03.96 [5] (0:08.49)	0:55.47 [3] (0:10.77)	0:44.70 [3] (0:10.85)	0:33.85 [4] (0:11.22)	0:22.63 [5] (0:10.87)	0:11.76 [4]
Average Speed [km/h]	46.6	67.2	66.8	64.1	65.9	61.3
Top Speed [km/h]	64.5	68.1	67.7	66.2	67.3	63.9
Avg. Dist. to Rail [m]	2.7	0.6	1.3	0.3	1.3	1.6
Avg. Stride Freq. [Hz]	2.2	2.5	2.4	2.3	2.4	2.4
Avg. Stride Length [m]	5.8	7.6	7.6	7.6	7.5	7.1



- [] Ranking at each section and finish
- .-.- No data available at this section
- NA No data available



Horse/Jockey Name	Belegato
Final Rank	6
Fastest Section Time (Section)	0:08.46 (Overall)
Top Speed [km/h] (Section)	70.1 (1000m)
Race State	Finished

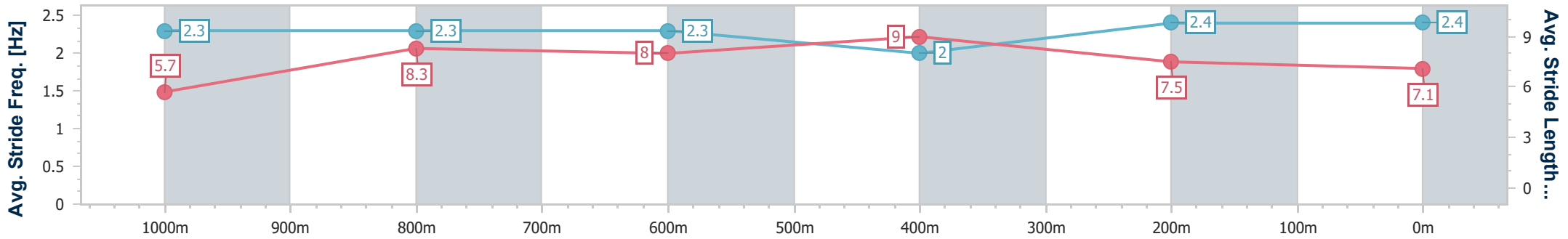
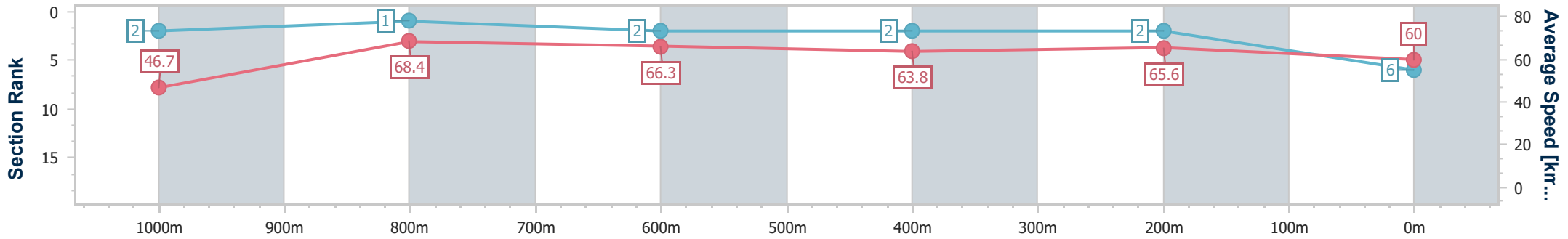


Doomben QLD Professional
Race 6: SKY RACING Class 3 Plate - 1110m
08 February 2025 - 15:09
Track Rating: Good 4, Weather: Fine, Rail Position: +2m Entire



BRISBANE
RACING CLUB

Section	Overall	1000m	800m	600m	400m	200m
Section Times	1:04.01 [6] (0:08.46)	0:55.55 [2] (0:10.62)	0:44.93 [1] (0:10.88)	0:34.05 [2] (0:11.12)	0:22.93 [2] (0:10.94)	0:11.99 [2] (0:11.99)
Average Speed [km/h]	46.7	68.4	66.3	63.8	65.6	60.0
Top Speed [km/h]	64.8	70.1	68.8	65.6	66.4	63.8
Avg. Dist. to Rail [m]	7.1	3.1	0.5	1.9	2.3	1.7
Avg. Stride Freq. [Hz]	2.3	2.3	2.3	2.0	2.4	2.4
Avg. Stride Length [m]	5.7	8.3	8.0	9.0	7.5	7.1



- [] Ranking at each section and finish
- .-.- No data available at this section
- NA No data available



Horse/Jockey Name	Deer Trail
Final Rank	7
Fastest Section Time (Section)	0:08.66 (Overall)
Top Speed [km/h] (Section)	68.5 (800m)
Race State	Finished

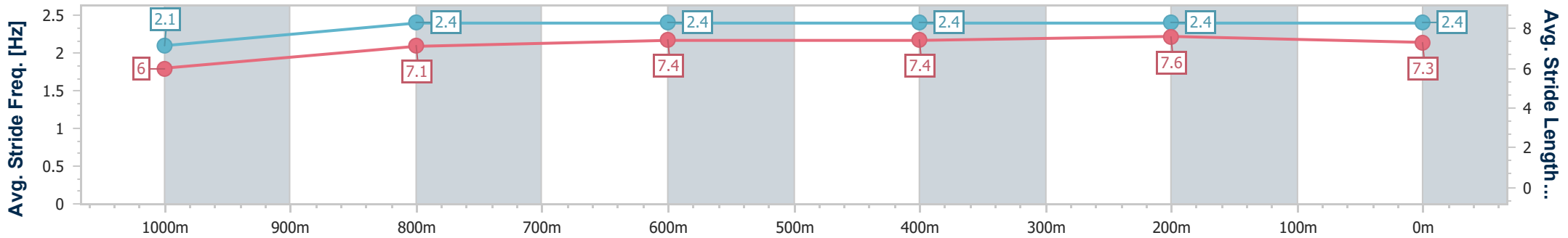
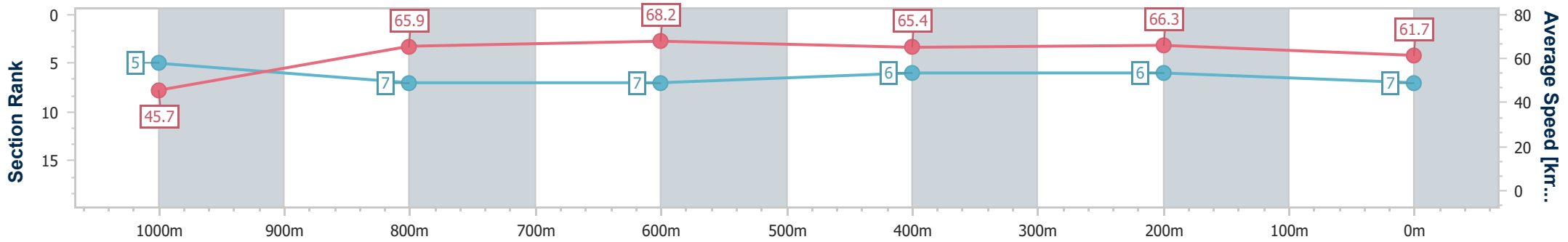


Doomben QLD Professional
Race 6: SKY RACING Class 3 Plate - 1110m
08 February 2025 - 15:09
Track Rating: Good 4, Weather: Fine, Rail Position: +2m Entire



BRISBANE
RACING CLUB

Section	Overall	1000m	800m	600m	400m	200m
Section Times	1:04.02 [7] (0:08.66)	0:55.36 [5] (0:11.03)	0:44.33 [7] (0:10.71)	0:33.62 [7] (0:11.09)	0:22.53 [6] (0:10.88)	0:11.65 [6] (0:11.65)
Average Speed [km/h]	45.7	65.9	68.2	65.4	66.3	61.7
Top Speed [km/h]	64.0	66.7	68.5	67.5	67.4	64.7
Avg. Dist. to Rail [m]	3.6	2.0	2.5	1.5	1.3	3.9
Avg. Stride Freq. [Hz]	2.1	2.4	2.4	2.4	2.4	2.4
Avg. Stride Length [m]	6.0	7.1	7.4	7.4	7.6	7.3



- [] Ranking at each section and finish
- .-.- No data available at this section
- NA No data available



Horse/Jockey Name	Tellez
Final Rank	8
Fastest Section Time (Section)	0:08.92 (Overall)
Top Speed [km/h] (Section)	67.9 (800m)
Race State	Finished

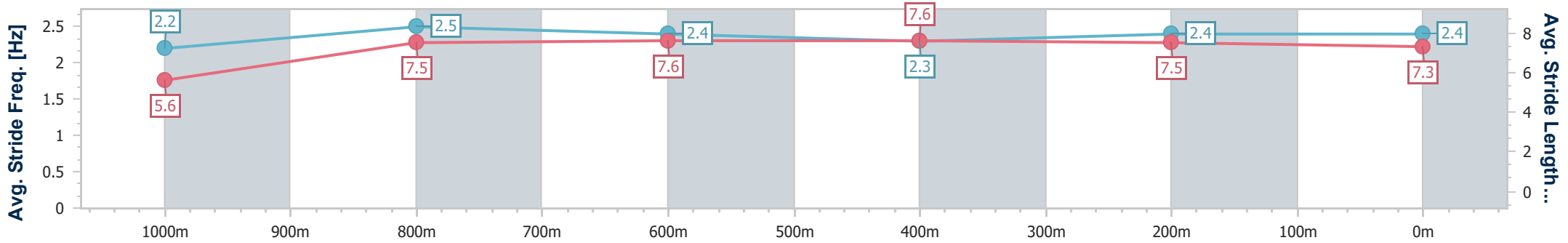
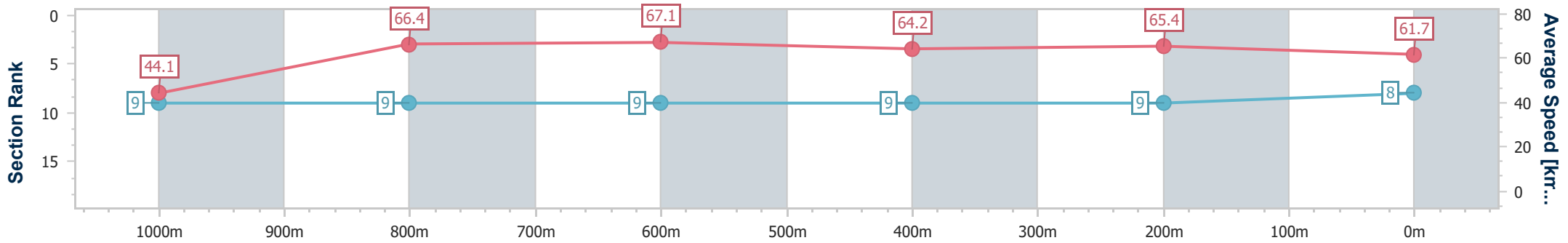


Doomben QLD Professional
Race 6: SKY RACING Class 3 Plate - 1110m
08 February 2025 - 15:09
Track Rating: Good 4, Weather: Fine, Rail Position: +2m Entire



BRISBANE
RACING CLUB

Section	Overall	1000m	800m	600m	400m	200m
Section Times	1:04.28 [8] (0:08.92)	0:55.36 [9] (0:10.87)	0:44.49 [9] (0:10.75)	0:33.74 [9] (0:11.11)	0:22.63 [9] (0:10.95)	0:11.68 [9] (0:11.68)
Average Speed [km/h]	44.1	66.4	67.1	64.2	65.4	61.7
Top Speed [km/h]	65.5	67.2	67.9	66.2	67.0	65.0
Avg. Dist. to Rail [m]	6.2	0.8	0.5	2.2	1.3	0.6
Avg. Stride Freq. [Hz]	2.2	2.5	2.4	2.3	2.4	2.4
Avg. Stride Length [m]	5.6	7.5	7.6	7.6	7.5	7.3



- [] Ranking at each section and finish
- .-.- No data available at this section
- NA No data available



Horse/Jockey Name	Salt Lake Betty
Final Rank	9
Fastest Section Time (Section)	0:08.74 (Overall)
Top Speed [km/h] (Section)	69.8 (800m)
Race State	Finished

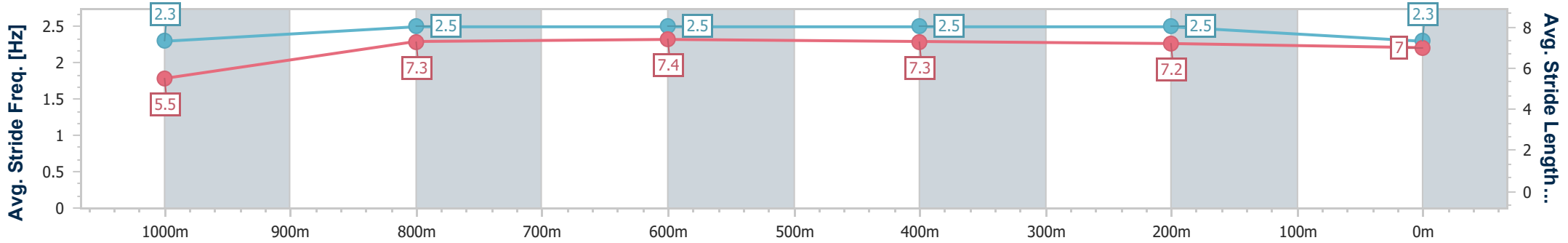
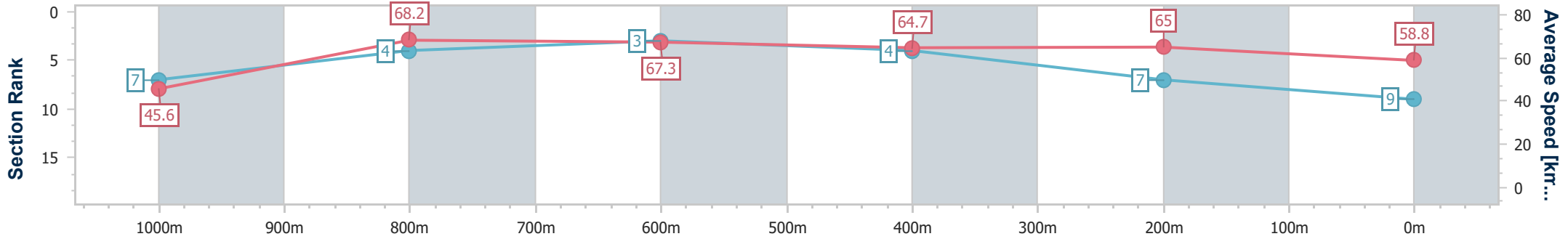


Doomben QLD Professional
Race 6: SKY RACING Class 3 Plate - 1110m
 08 February 2025 - 15:09
 Track Rating: Good 4, Weather: Fine, Rail Position: +2m Entire



BRISBANE
RACING CLUB

Section	Overall	1000m	800m	600m	400m	200m
Section Times	1:04.59 [9] (0:08.74)	0:55.85 [7] (0:10.60)	0:45.25 [4] (0:10.72)	0:34.53 [3] (0:11.23)	0:23.30 [4] (0:11.09)	0:12.21 [7] (0:12.21)
Average Speed [km/h]	45.6	68.2	67.3	64.7	65.0	58.8
Top Speed [km/h]	64.7	69.8	69.8	66.5	66.3	62.8
Avg. Dist. to Rail [m]	8.6	2.3	1.0	1.5	0.8	1.6
Avg. Stride Freq. [Hz]	2.3	2.5	2.5	2.5	2.5	2.3
Avg. Stride Length [m]	5.5	7.3	7.4	7.3	7.2	7.0



- [] Ranking at each section and finish
- .-.- No data available at this section
- NA No data available



Horse/Jockey Name	Another Cognac
Final Rank	10
Fastest Section Time (Section)	0:08.67 (Overall)
Top Speed [km/h] (Section)	68.3 (800m)
Race State	Finished

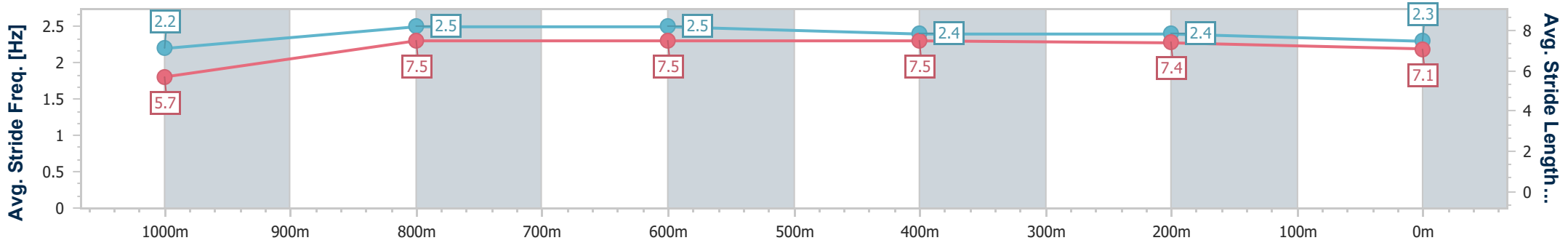
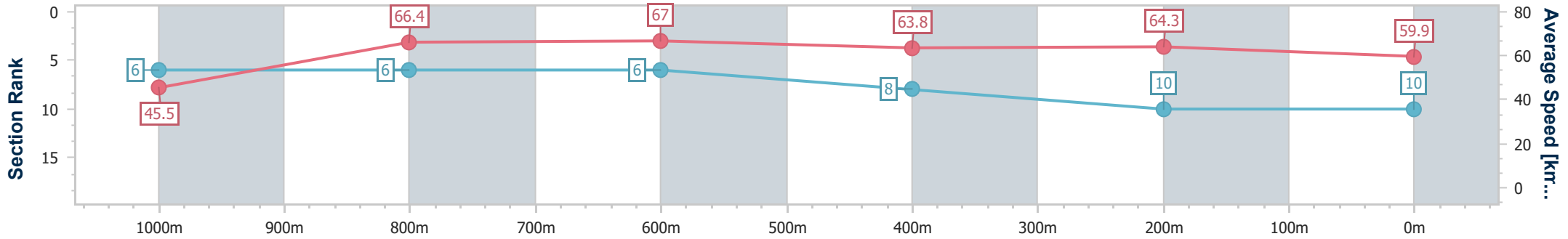


Doomben QLD Professional
Race 6: SKY RACING Class 3 Plate - 1110m
 08 February 2025 - 15:09
 Track Rating: Good 4, Weather: Fine, Rail Position: +2m Entire



BRISBANE
RACING CLUB

Section	Overall	1000m	800m	600m	400m	200m
Section Times	1:04.66 [10] (0:08.67)	0:55.99 [6] (0:10.89)	0:45.10 [6] (0:10.75)	0:34.35 [6] (0:11.21)	0:23.14 [8] (0:11.11)	0:12.03 [10] (0:12.03)
Average Speed [km/h]	45.5	66.4	67.0	63.8	64.3	59.9
Top Speed [km/h]	63.9	68.3	68.3	65.4	65.4	63.8
Avg. Dist. to Rail [m]	1.5	0.8	0.8	1.4	2.4	1.7
Avg. Stride Freq. [Hz]	2.2	2.5	2.5	2.4	2.4	2.3
Avg. Stride Length [m]	5.7	7.5	7.5	7.5	7.4	7.1



- [] Ranking at each section and finish
- .-.- No data available at this section
- NA No data available



Doomben QLD Professional

Race 7: XXXX OPEN Handicap - 1600m

08 February 2025 - 15:47



BRISBANE
RACING CLUB

Track Rating: Good 4, Weather: Fine, Rail Position: +2m Entire

Section		Overall	1400m	1200m	1000m	800m	600m	400m	Last 600m				
Field Times		1:33.96 (0:13.85)	1:20.11 (0:10.92)	1:09.19 (0:11.22)	0:57.97 (0:11.88)	0:46.09 (0:11.63)	0:34.46 (0:11.39)	0:23.07 (0:11.21)	0:34.46				
Rank	TAB Horse/Jockey	Barrier	Top Speed [km/h]	Fastest Section	Distance Travelled [m]								
1	4 DUNE FORTY FIVE Nikita Beriman	4	67.3 1200m	0:10.92 1400m	1:33.96 [1] (0:13.85)	1:20.11 [1] (0:10.92)	1:09.19 [1] (0:11.22)	0:57.97 [1] (0:11.88)	0:46.09 [1] (0:11.63)	0:34.46 [1] (0:11.39)	0:23.07 [1] (0:11.21)	0:34.46	
2	5 FLYING TRAPEZE Cejay Graham	11	67.0 1400m	0:11.13 1400m	1:34.24 [2] (0:14.02)	1:20.22 [4] (0:11.13)	1:09.09 [2] (0:11.14)	0:57.95 [2] (0:11.84)	0:46.11 [2] (0:11.62)	0:34.49 [2] (0:11.36)	0:23.13 [2] (0:11.23)	0:34.49	+2
3	2 ALMANIA Andrew Mallyon	6	66.5 Overall	0:11.09 400m	1:34.36 [3] (0:14.17)	1:20.19 [6] (0:11.36)	1:08.83 [7] (0:11.24)	0:57.59 [7] (0:11.84)	0:45.75 [7] (0:11.49)	0:34.26 [7] (0:11.34)	0:22.92 [6] (0:11.09)	0:34.26	+5
4	1 JUNIPAL Ryan Maloney	5	67.2 400m	0:11.06 1200m	1:34.37 [4] (0:14.27)	1:20.10 [7] (0:11.23)	1:08.87 [6] (0:11.06)	0:57.81 [6] (0:11.89)	0:45.92 [6] (0:11.53)	0:34.39 [5] (0:11.45)	0:22.94 [5] (0:11.15)	0:34.39	-2
5	3 KRONENBOURG James Orman	1	66.3 1200m	0:11.18 1200m	1:34.73 [5] (0:13.94)	1:20.79 [3] (0:11.30)	1:09.49 [5] (0:11.18)	0:58.31 [5] (0:11.93)	0:46.38 [5] (0:11.56)	0:34.82 [4] (0:11.32)	0:23.50 [3] (0:11.28)	0:34.82	-9
6	9 RED TOP Angela Jones	3	65.5 1200m	0:11.14 1200m	1:34.76 [6] (0:14.62)	1:20.14 [9] (0:11.17)	1:08.97 [9] (0:11.14)	0:57.83 [9] (0:11.81)	0:46.02 [8] (0:11.58)	0:34.44 [8] (0:11.35)	0:23.09 [8] (0:11.26)	0:34.44	-9
7	10 HYDE Ron Stewart	8	67.3 Overall	0:11.11 1400m	1:35.22 [7] (0:14.07)	1:21.15 [5] (0:11.11)	1:10.04 [4] (0:11.19)	0:58.85 [3] (0:11.88)	0:46.97 [3] (0:11.60)	0:35.37 [3] (0:11.40)	0:23.97 [4] (0:11.45)	0:35.37	+9
8	7 TAPILDOODLEDO Mark Du Plessis	9	66.5 Overall	0:11.12 1200m	1:35.41 [8] (0:14.53)	1:20.88 [8] (0:11.23)	1:09.65 [8] (0:11.12)	0:58.53 [8] (0:11.89)	0:46.64 [9] (0:11.58)	0:35.06 [9] (0:11.43)	0:23.63 [9] (0:11.42)	0:35.06	+2
9	6 CAPRICE DES DIEUX Tahlia Fenlon	2	66.6 1400m	0:11.22 1200m	1:35.85 [9] (0:13.93)	1:21.92 [2] (0:11.24)	1:10.68 [3] (0:11.22)	0:59.46 [4] (0:11.89)	0:47.57 [4] (0:11.79)	0:35.78 [6] (0:11.54)	0:24.24 [7] (0:11.61)	0:35.78	+3

Scratched: Koruto (#11), Youth Spirit (#8)

[] Ranking at each section and finish
 -:-:- No data available at this section
 NA No data available

SCN Saddle cloth number
 DNF Did not finish
 DNT Did not track



Doomben QLD Professional
Race 7: XXXX OPEN Handicap - 1600m
08 February 2025 - 15:47



Track Rating: Good 4, Weather: Fine, Rail Position: +2m Entire

Section				200m				Last 600m	
Field Times				0:11.86				0:34.46	
				(0:11.86)					
Rank	TAB Horse/Jockey	Barrier	Top Speed [km/h]	Fastest Section	Margin				Distance Travelled [m]
1	4 DUNE FORTY FIVE Nikita Beriman	4	67.3 1200m	0:10.92 1400m	0:11.86 [1] (0:11.86)	1:33.96		0:34.46	
2	5 FLYING TRAPEZE Cejay Graham	11	67.0 1400m	0:11.13 1400m	0:11.90 [2] (0:11.90)	1.61L		0:34.49	+2
3	2 ALMANIA Andrew Mallyon	6	66.5 Overall	0:11.09 400m	0:11.83 [4] (0:11.83)	2.32L		0:34.26	+5
4	1 JUNIPAL Ryan Maloney	5	67.2 400m	0:11.06 1200m	0:11.79 [5] (0:11.79)	2.37L		0:34.39	-2
5	3 KRONENBOURG James Orman	1	66.3 1200m	0:11.18 1200m	0:12.22 [3] (0:12.22)	4.48L		0:34.82	-9
6	9 RED TOP Angela Jones	3	65.5 1200m	0:11.14 1200m	0:11.83 [7] (0:11.83)	4.67L		0:34.44	-9
7	10 HYDE Ron Stewart	8	67.3 Overall	0:11.11 1400m	0:12.52 [6] (0:12.52)	7.37L		0:35.37	+9
8	7 TAPILDOODLEDO Mark Du Plessis	9	66.5 Overall	0:11.12 1200m	0:12.21 [8] (0:12.21)	8.5L		0:35.06	+2
9	6 CAPRICE DES DIEUX Tahlia Fenlon	2	66.6 1400m	0:11.22 1200m	0:12.63 [9] (0:12.63)	11.12L		0:35.78	+3

Scratched: Koruto (#11), Youth Spirit (#8)



Horse/Jockey Name	Dune Forty Five
Final Rank	1
Fastest Section Time (Section)	0:10.92 (1400m)
Top Speed [km/h] (Section)	67.3 (1200m)
Race State	Finished

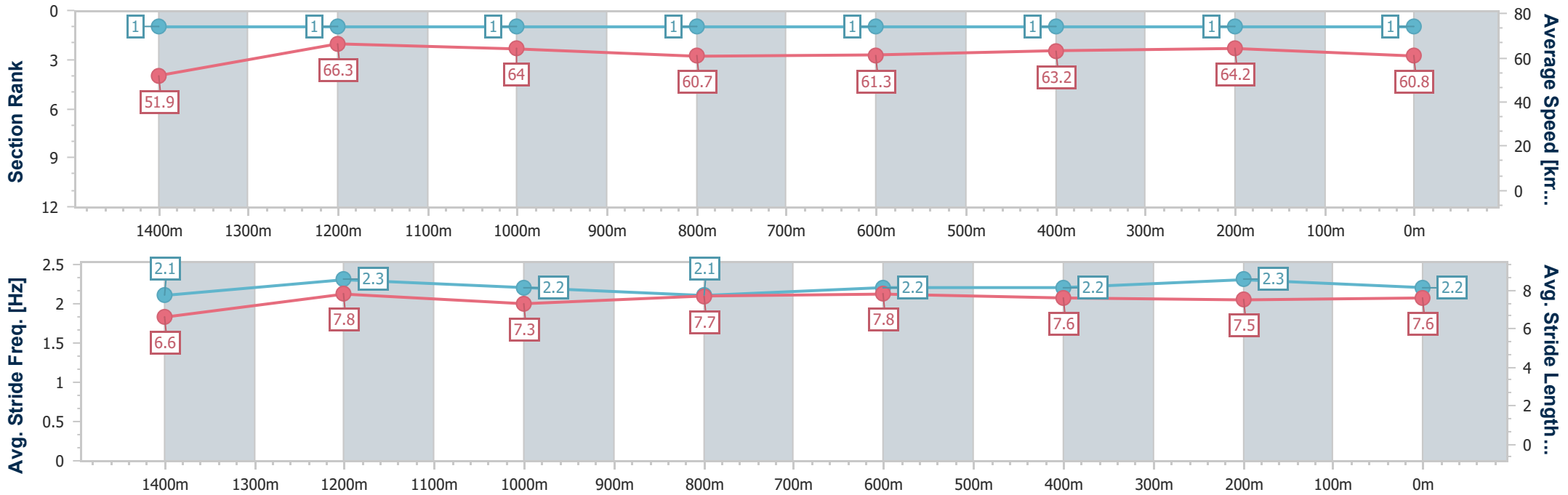


Doomben QLD Professional
Race 7: XXXX OPEN Handicap - 1600m
08 February 2025 - 15:47
Track Rating: Good 4, Weather: Fine, Rail Position: +2m Entire



BRISBANE
RACING CLUB

Section	Overall	1400m	1200m	1000m	800m	600m	400m	200m
Section Times	1:33.96 [1] (0:13.85)	1:20.11 [1] (0:10.92)	1:09.19 [1] (0:11.22)	0:57.97 [1] (0:11.88)	0:46.09 [1] (0:11.63)	0:34.46 [1] (0:11.39)	0:23.07 [1] (0:11.21)	0:11.86 [1] (0:11.86)
Average Speed [km/h]	51.9	66.3	64.0	60.7	61.3	63.2	64.2	60.8
Top Speed [km/h]	66.3	66.9	67.3	61.7	63.3	64.3	64.8	62.9
Avg. Dist. to Rail [m]	3.2	0.7	0.4	0.6	1.3	0.3	0.4	0.6
Avg. Stride Freq. [Hz]	2.1	2.3	2.2	2.1	2.2	2.2	2.3	2.2
Avg. Stride Length [m]	6.6	7.8	7.3	7.7	7.8	7.6	7.5	7.6



- [] Ranking at each section and finish
- .-.- No data available at this section
- NA No data available



Horse/Jockey Name	Flying Trapeze
Final Rank	2
Fastest Section Time (Section)	0:11.13 (1400m)
Top Speed [km/h] (Section)	67.0 (1400m)
Race State	Finished

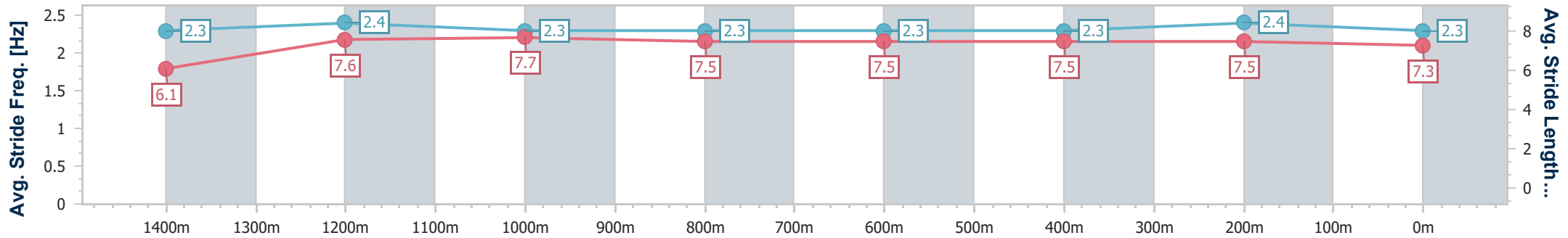
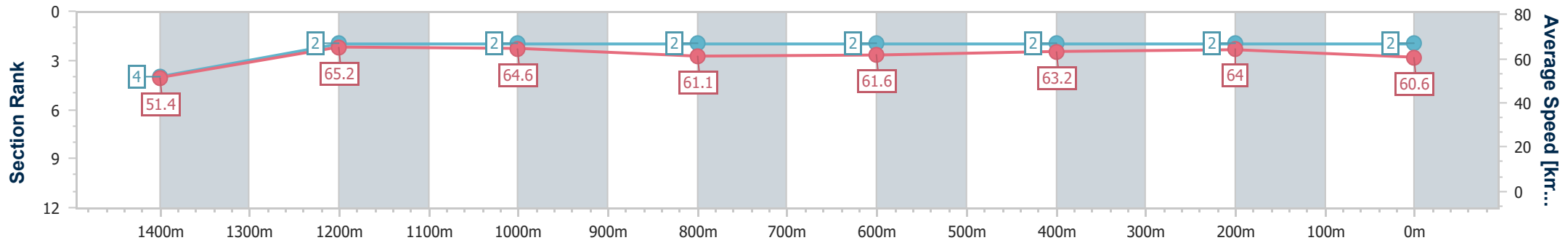


Doomben QLD Professional
Race 7: XXXX OPEN Handicap - 1600m
08 February 2025 - 15:47
Track Rating: Good 4, Weather: Fine, Rail Position: +2m Entire



BRISBANE
 RACING CLUB

Section	Overall	1400m	1200m	1000m	800m	600m	400m	200m
Section Times	1:34.24 [2] (0:14.02)	1:20.22 [4] (0:11.13)	1:09.09 [2] (0:11.14)	0:57.95 [2] (0:11.84)	0:46.11 [2] (0:11.62)	0:34.49 [2] (0:11.36)	0:23.13 [2] (0:11.23)	0:11.90 [2] (0:11.90)
Average Speed [km/h]	51.4	65.2	64.6	61.1	61.6	63.2	64.0	60.6
Top Speed [km/h]	65.3	67.0	65.6	63.2	62.9	64.0	65.6	63.3
Avg. Dist. to Rail [m]	5.2	1.1	1.5	1.0	0.8	0.6	0.8	0.9
Avg. Stride Freq. [Hz]	2.3	2.4	2.3	2.3	2.3	2.3	2.4	2.3
Avg. Stride Length [m]	6.1	7.6	7.7	7.5	7.5	7.5	7.5	7.3



- [] Ranking at each section and finish
- .-.-.- No data available at this section
- NA No data available



Horse/Jockey Name	Almania
Final Rank	3
Fastest Section Time (Section)	0:11.09 (400m)
Top Speed [km/h] (Section)	66.5 (Overall)
Race State	Finished



Doomben QLD Professional

Race 7: XXXX OPEN Handicap - 1600m

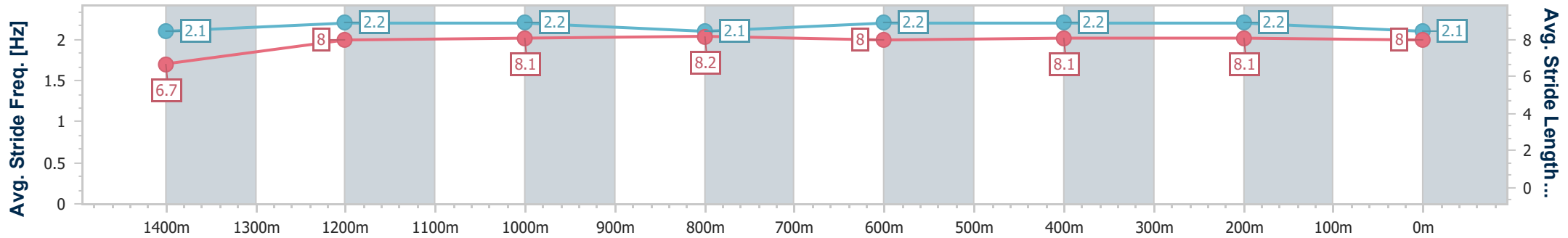
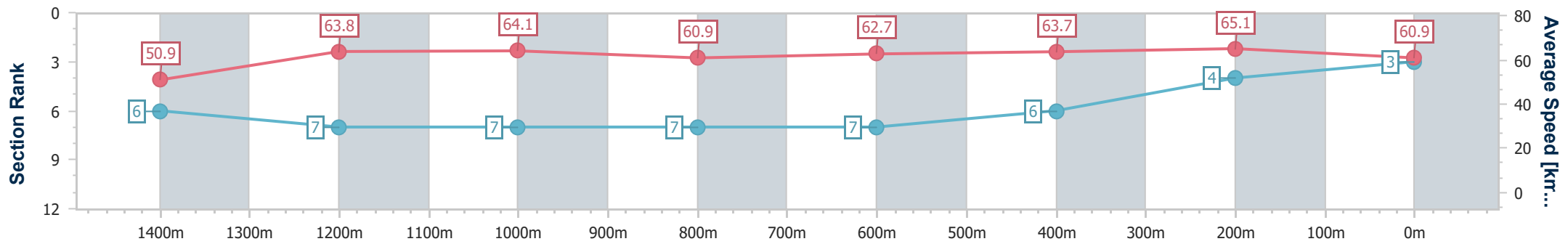
08 February 2025 - 15:47

Track Rating: Good 4, Weather: Fine, Rail Position: +2m Entire



BRISBANE RACING CLUB

Section	Overall	1400m	1200m	1000m	800m	600m	400m	200m
Section Times	1:34.36 [3] (0:14.17)	1:20.19 [6] (0:11.36)	1:08.83 [7] (0:11.24)	0:57.59 [7] (0:11.84)	0:45.75 [7] (0:11.49)	0:34.26 [7] (0:11.34)	0:22.92 [6] (0:11.09)	0:11.83 [4]
Average Speed [km/h]	50.9	63.8	64.1	60.9	62.7	63.7	65.1	60.9
Top Speed [km/h]	66.5	66.1	64.8	63.4	64.0	64.9	65.8	63.8
Avg. Dist. to Rail [m]	3.5	1.3	1.5	1.3	0.6	0.5	1.9	2.5
Avg. Stride Freq. [Hz]	2.1	2.2	2.2	2.1	2.2	2.2	2.2	2.1
Avg. Stride Length [m]	6.7	8.0	8.1	8.2	8.0	8.1	8.1	8.0



- [] Ranking at each section and finish
- .-.- No data available at this section
- NA No data available



Horse/Jockey Name	Junipal
Final Rank	4
Fastest Section Time (Section)	0:11.06 (1200m)
Top Speed [km/h] (Section)	67.2 (400m)
Race State	Finished

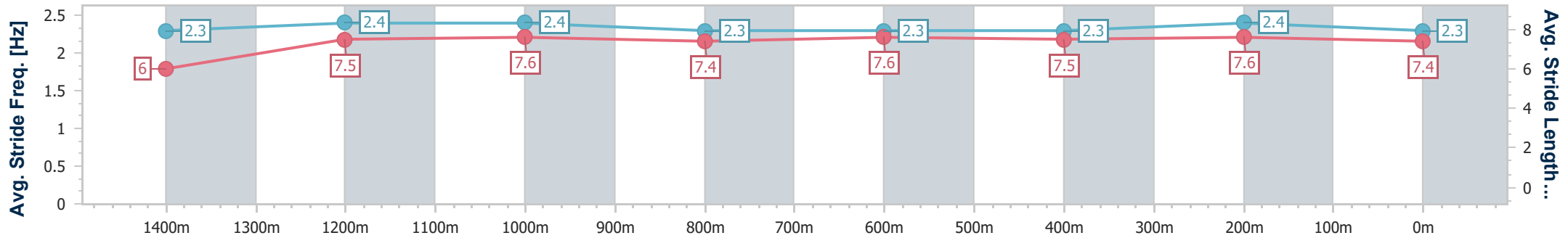
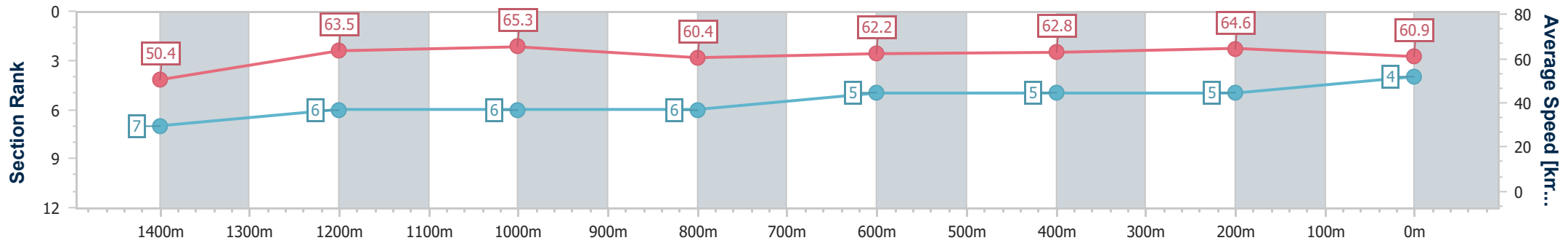


Doomben QLD Professional
Race 7: XXXX OPEN Handicap - 1600m
08 February 2025 - 15:47
Track Rating: Good 4, Weather: Fine, Rail Position: +2m Entire



BRISBANE
RACING CLUB

Section	Overall	1400m	1200m	1000m	800m	600m	400m	200m
Section Times	1:34.37 [4] (0:14.27)	1:20.10 [7] (0:11.23)	1:08.87 [6] (0:11.06)	0:57.81 [6] (0:11.89)	0:45.92 [6] (0:11.53)	0:34.39 [5] (0:11.45)	0:22.94 [5] (0:11.15)	0:11.79 [5] (0:11.79)
Average Speed [km/h]	50.4	63.5	65.3	60.4	62.2	62.8	64.6	60.9
Top Speed [km/h]	65.8	65.8	66.4	63.4	64.3	63.9	67.2	62.9
Avg. Dist. to Rail [m]	2.2	1.3	0.6	0.8	0.6	0.9	0.9	1.2
Avg. Stride Freq. [Hz]	2.3	2.4	2.4	2.3	2.3	2.3	2.4	2.3
Avg. Stride Length [m]	6.0	7.5	7.6	7.4	7.6	7.5	7.6	7.4



- [] Ranking at each section and finish
- .-.- No data available at this section
- NA No data available



Horse/Jockey Name	Kronenbourg
Final Rank	5
Fastest Section Time (Section)	0:11.18 (1200m)
Top Speed [km/h] (Section)	66.3 (1200m)
Race State	Finished

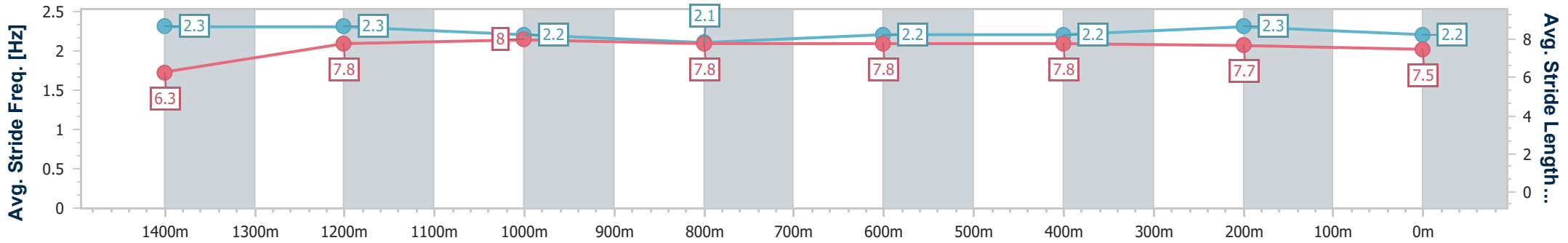
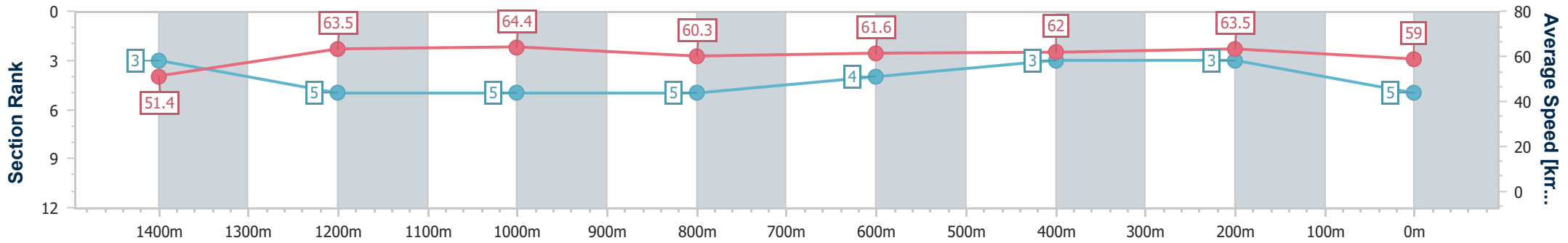


Doomben QLD Professional
Race 7: XXXX OPEN Handicap - 1600m
08 February 2025 - 15:47
Track Rating: Good 4, Weather: Fine, Rail Position: +2m Entire



BRISBANE
RACING CLUB

Section	Overall	1400m	1200m	1000m	800m	600m	400m	200m
Section Times	1:34.73 [5] (0:13.94)	1:20.79 [3] (0:11.30)	1:09.49 [5] (0:11.18)	0:58.31 [5] (0:11.93)	0:46.38 [5] (0:11.56)	0:34.82 [4] (0:11.32)	0:23.50 [3] (0:11.28)	0:12.22 [3] (0:12.22)
Average Speed [km/h]	51.4	63.5	64.4	60.3	61.6	62.0	63.5	59.0
Top Speed [km/h]	65.4	64.1	66.3	63.4	62.8	62.8	64.4	63.4
Avg. Dist. to Rail [m]	1.3	1.1	0.6	1.0	2.7	3.8	2.6	1.2
Avg. Stride Freq. [Hz]	2.3	2.3	2.2	2.1	2.2	2.2	2.3	2.2
Avg. Stride Length [m]	6.3	7.8	8.0	7.8	7.8	7.8	7.7	7.5



- [] Ranking at each section and finish
- .-.- No data available at this section
- NA No data available



Horse/Jockey Name	Red Top
Final Rank	6
Fastest Section Time (Section)	0:11.14 (1200m)
Top Speed [km/h] (Section)	65.5 (1200m)
Race State	Finished



Doomben QLD Professional

Race 7: XXXX OPEN Handicap - 1600m

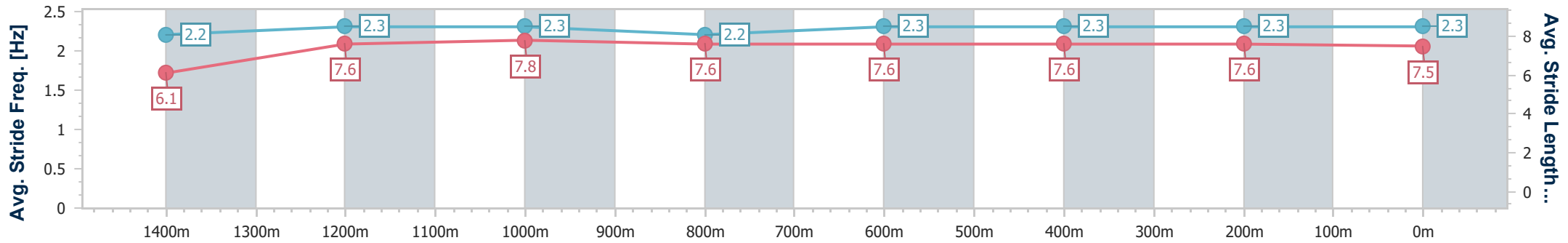
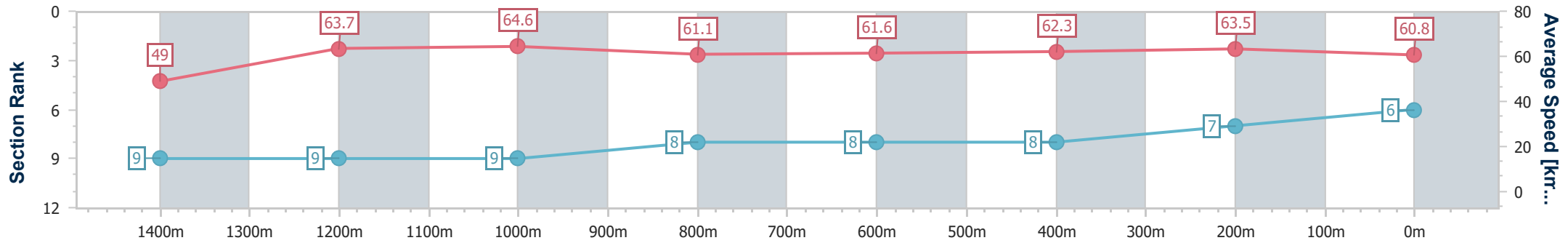
08 February 2025 - 15:47

Track Rating: Good 4, Weather: Fine, Rail Position: +2m Entire



BRISBANE RACING CLUB

Section	Overall	1400m	1200m	1000m	800m	600m	400m	200m
Section Times	1:34.76 [6] (0:14.62)	1:20.14 [9] (0:11.17)	1:08.97 [9] (0:11.14)	0:57.83 [9] (0:11.81)	0:46.02 [8] (0:11.58)	0:34.44 [8] (0:11.35)	0:23.09 [8] (0:11.26)	0:11.83 [7] (0:11.83)
Average Speed [km/h]	49.0	63.7	64.6	61.1	61.6	62.3	63.5	60.8
Top Speed [km/h]	64.1	65.1	65.5	64.2	63.5	63.8	64.3	63.7
Avg. Dist. to Rail [m]	2.3	2.0	0.7	0.6	1.7	2.9	1.3	1.7
Avg. Stride Freq. [Hz]	2.2	2.3	2.3	2.2	2.3	2.3	2.3	2.3
Avg. Stride Length [m]	6.1	7.6	7.8	7.6	7.6	7.6	7.6	7.5



- [] Ranking at each section and finish
- .-.- No data available at this section
- NA No data available



Horse/Jockey Name	Hyde
Final Rank	7
Fastest Section Time (Section)	0:11.11 (1400m)
Top Speed [km/h] (Section)	67.3 (Overall)
Race State	Finished



Doomben QLD Professional

Race 7: XXXX OPEN Handicap - 1600m

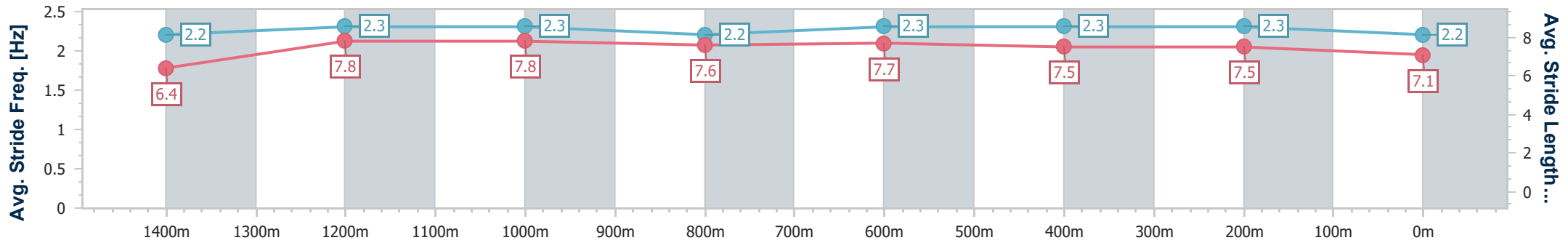
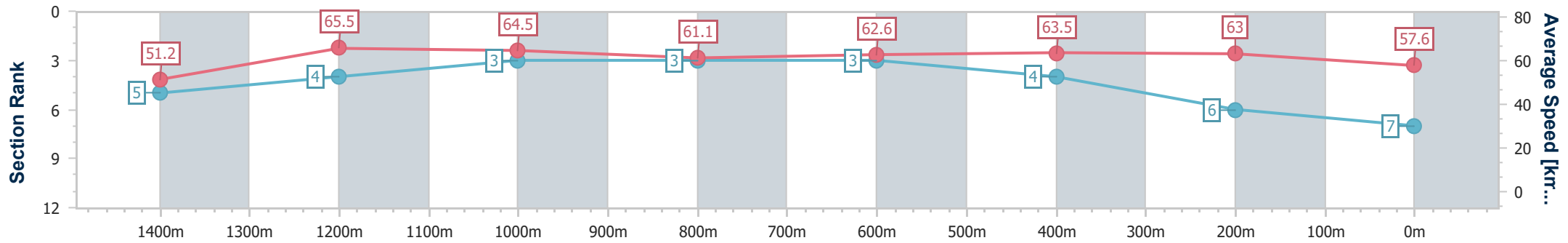
08 February 2025 - 15:47

Track Rating: Good 4, Weather: Fine, Rail Position: +2m Entire



BRISBANE RACING CLUB

Section	Overall	1400m	1200m	1000m	800m	600m	400m	200m
Section Times	1:35.22 [7] (0:14.07)	1:21.15 [5] (0:11.11)	1:10.04 [4] (0:11.19)	0:58.85 [3] (0:11.88)	0:46.97 [3] (0:11.60)	0:35.37 [3] (0:11.40)	0:23.97 [4] (0:11.45)	0:12.52 [6] (0:12.52)
Average Speed [km/h]	51.2	65.5	64.5	61.1	62.6	63.5	63.0	57.6
Top Speed [km/h]	67.3	66.4	65.9	63.3	64.1	65.4	64.6	59.8
Avg. Dist. to Rail [m]	4.0	2.1	4.8	3.4	1.7	1.2	2.0	3.7
Avg. Stride Freq. [Hz]	2.2	2.3	2.3	2.2	2.3	2.3	2.3	2.2
Avg. Stride Length [m]	6.4	7.8	7.8	7.6	7.7	7.5	7.5	7.1



- [] Ranking at each section and finish
- .-.- No data available at this section
- NA No data available



Horse/Jockey Name	Tapildoodleo
Final Rank	8
Fastest Section Time (Section)	0:11.12 (1200m)
Top Speed [km/h] (Section)	66.5 (Overall)
Race State	Finished

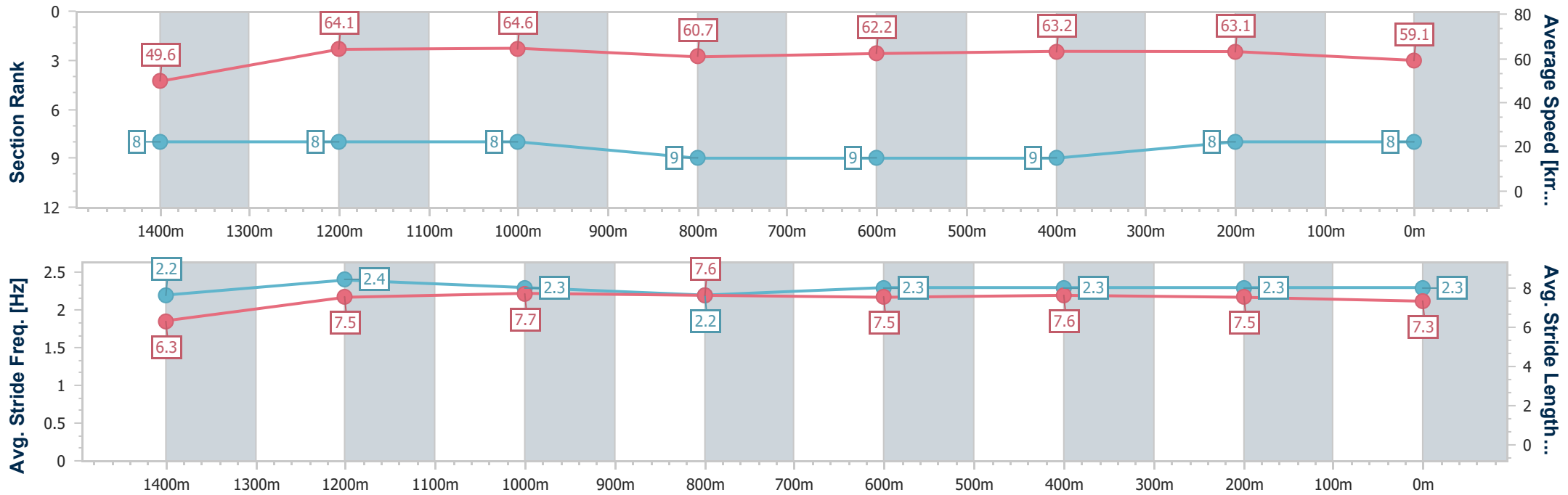


Doomben QLD Professional
 Race 7: XXXX OPEN Handicap - 1600m
 08 February 2025 - 15:47
 Track Rating: Good 4, Weather: Fine, Rail Position: +2m Entire



BRISBANE
 RACING CLUB

Section	Overall	1400m	1200m	1000m	800m	600m	400m	200m
Section Times	1:35.41 [8] (0:14.53)	1:20.88 [8] (0:11.23)	1:09.65 [8] (0:11.12)	0:58.53 [8] (0:11.89)	0:46.64 [9] (0:11.58)	0:35.06 [9] (0:11.43)	0:23.63 [9] (0:11.42)	0:12.21 [8] (0:12.21)
Average Speed [km/h]	49.6	64.1	64.6	60.7	62.2	63.2	63.1	59.1
Top Speed [km/h]	66.5	66.3	65.6	63.0	63.9	63.9	64.0	63.1
Avg. Dist. to Rail [m]	4.7	0.5	0.8	0.8	0.2	0.5	2.2	3.6
Avg. Stride Freq. [Hz]	2.2	2.4	2.3	2.2	2.3	2.3	2.3	2.3
Avg. Stride Length [m]	6.3	7.5	7.7	7.6	7.5	7.6	7.5	7.3



- [] Ranking at each section and finish
- .-.- No data available at this section
- NA No data available



Horse/Jockey Name	Caprice Des Dieux
Final Rank	9
Fastest Section Time (Section)	0:11.22 (1200m)
Top Speed [km/h] (Section)	66.6 (1400m)
Race State	Finished



Doomben QLD Professional

Race 7: XXXX OPEN Handicap - 1600m

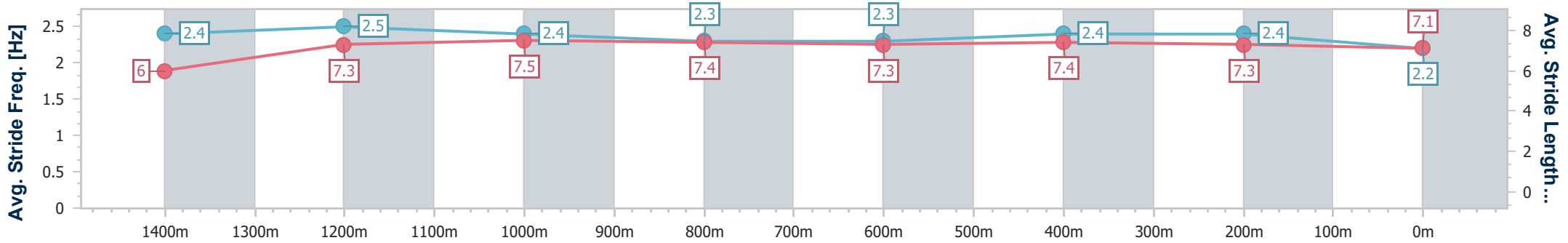
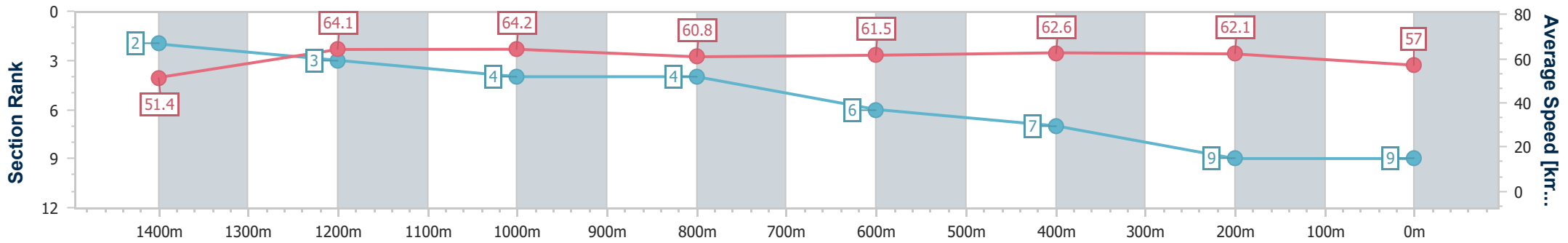
08 February 2025 - 15:47

Track Rating: Good 4, Weather: Fine, Rail Position: +2m Entire



BRISBANE RACING CLUB

Section	Overall	1400m	1200m	1000m	800m	600m	400m	200m
Section Times	1:35.85 [9] (0:13.93)	1:21.92 [2] (0:11.24)	1:10.68 [3] (0:11.22)	0:59.46 [4] (0:11.89)	0:47.57 [4] (0:11.79)	0:35.78 [6] (0:11.54)	0:24.24 [7] (0:11.61)	0:12.63 [9] (0:12.63)
Average Speed [km/h]	51.4	64.1	64.2	60.8	61.5	62.6	62.1	57.0
Top Speed [km/h]	66.5	66.6	65.7	62.8	62.9	63.1	63.2	61.4
Avg. Dist. to Rail [m]	1.1	1.1	2.9	2.2	1.0	0.6	1.7	1.5
Avg. Stride Freq. [Hz]	2.4	2.5	2.4	2.3	2.3	2.4	2.4	2.2
Avg. Stride Length [m]	6.0	7.3	7.5	7.4	7.3	7.4	7.3	7.1



- [] Ranking at each section and finish
- .-.- No data available at this section
- NA No data available



Doomben QLD Professional
Race 8: MAGIC MILLIONS GOLD COAST MARCH No Metro Wins
Handicap - 1350m
08 February 2025 - 16:28



Track Rating: Good 3, Weather: Fine, Rail Position: +2m Entire

Section		Overall	1200m	1000m	800m	600m	400m	Last 600m				
Field Times		1:18.00 (0:10.62)	1:07.38 (0:10.55)	0:56.83 (0:11.02)	0:45.81 (0:11.16)	0:34.65 (0:11.20)	0:23.45 (0:11.47)	0:34.65				
Rank	TAB Horse/Jockey	Barrier	Top Speed [km/h]	Fastest Section	Distance Travelled [m]							
1	11 INFLUENTIAL Andrew Mallyon	1	68.9 1200m	0:10.62 1200m	1:18.00 [1] (0:11.06)	1:06.94 [11] (0:10.62)	0:56.32 [9] (0:11.02)	0:45.30 [8] (0:11.18)	0:34.12 [8] (0:11.23)	0:22.89 [6] (0:11.21)	0:34.12	
2	10 IMATRUSTAR Cody Collis	4	68.3 1200m	0:10.75 1200m	1:18.11 [2] (0:11.16)	1:06.95 [14] (0:10.75)	0:56.20 [11] (0:10.86)	0:45.34 [10] (0:11.24)	0:34.10 [9] (0:11.32)	0:22.78 [8] (0:11.20)	0:34.10	+3
3	6 SHIHAB Martin Harley	14	66.8 1000m	0:10.93 1000m	1:18.21 [3] (0:11.33)	1:06.88 [16] (0:10.99)	0:55.89 [16] (0:10.93)	0:44.96 [16] (0:11.13)	0:33.83 [14] (0:11.29)	0:22.54 [14] (0:10.96)	0:33.83	-1
4	14 TAKE A PICTURE Cejay Graham	17	67.7 1200m	0:10.90 1200m	1:18.47 [4] (0:11.14)	1:07.33 [12] (0:10.90)	0:56.43 [14] (0:11.16)	0:45.27 [15] (0:11.35)	0:33.92 [16] (0:11.30)	0:22.62 [16] (0:11.06)	0:33.92	+6
5	8 DEMON DARB Mark Du Plessis	10	68.1 1200m	0:10.86 1200m	1:18.56 [5] (0:11.28)	1:07.28 [15] (0:10.86)	0:56.42 [15] (0:10.89)	0:45.53 [12] (0:11.17)	0:34.36 [13] (0:11.29)	0:23.07 [11] (0:11.16)	0:34.36	+1
6	13 NORTH OF ELI Emily Lang	6	68.9 1200m	0:10.58 1200m	1:18.62 [6] (0:10.66)	1:07.96 [2] (0:10.58)	0:57.38 [2] (0:10.95)	0:46.43 [1] (0:11.16)	0:35.27 [1] (0:11.20)	0:24.07 [1] (0:11.47)	0:35.27	+3
7	4 LADY SHOTGUN Jag Guthmann-Chester	2	69.2 1200m	0:10.51 1200m	1:18.82 [7] (0:11.03)	1:07.79 [9] (0:10.51)	0:57.28 [6] (0:10.85)	0:46.43 [5] (0:11.37)	0:35.06 [5] (0:11.21)	0:23.85 [3] (0:11.30)	0:35.06	+7
8	3 THIS'LLBETHEONE Taylor Marshall	15	67.2 1200m	0:10.84 1200m	1:18.99 [8] (0:11.15)	1:07.84 [13] (0:10.84)	0:57.00 [13] (0:11.17)	0:45.83 [14] (0:11.00)	0:34.83 [11] (0:11.23)	0:23.60 [10] (0:11.44)	0:34.83	-5
9	16 ELECTRIC ARROW Tahlia Fenlon	3	67.9 1200m	0:10.69 Overall	1:19.24 [9] (0:10.69)	1:08.55 [3] (0:10.75)	0:57.80 [5] (0:11.09)	0:46.71 [7] (0:11.13)	0:35.58 [4] (0:11.38)	0:24.20 [4] (0:11.43)	0:35.58	-1
10	15 DRANG A TANG Angela Jones	11	69.4 1200m	0:10.54 1200m	1:19.38 [10] (0:10.79)	1:08.59 [5] (0:10.54)	0:58.05 [3] (0:10.94)	0:47.11 [3] (0:11.32)	0:35.79 [3] (0:11.50)	0:24.29 [5] (0:11.67)	0:35.79	+6

Scratched: Tarex (#18), Boom Shot (#7)

[] Ranking at each section and finish
 -:-:- No data available at this section
 NA No data available

SCN Saddle cloth number
 DNF Did not finish
 DNT Did not track



Doomben QLD Professional
Race 8: MAGIC MILLIONS GOLD COAST MARCH No Metro Wins
Handicap - 1350m
08 February 2025 - 16:28



Track Rating: Good 3, Weather: Fine, Rail Position: +2m Entire

Section		Overall	1200m	1000m	800m	600m	400m	Last 600m				
Field Times		1:18.00 (0:10.62)	1:07.38 (0:10.55)	0:56.83 (0:11.02)	0:45.81 (0:11.16)	0:34.65 (0:11.20)	0:23.45 (0:11.47)	0:34.65				
Rank	TAB Horse/Jockey	Barrier	Top Speed [km/h]	Fastest Section	Distance Travelled [m]							
11	1 NORTHERN PRIDE Nikita Beriman	9	69.2 1200m	0:10.55 1200m	1:19.46 [11] (0:10.62)	1:08.84 [1] (0:10.55)	0:58.29 [1] (0:11.04)	0:47.25 [2] (0:11.36)	0:35.89 [2] (0:11.40)	0:24.49 [2] (0:11.77)	0:35.89	+6
12	2 ROLL UP James Orman	13	67.0 1000m	0:10.91 1200m	1:19.48 [12] (0:11.01)	1:08.47 [8] (0:10.91)	0:57.56 [12] (0:11.12)	0:46.44 [13] (0:11.34)	0:35.10 [15] (0:11.40)	0:23.70 [15] (0:11.71)	0:35.10	+10
13	9 FLYING BIRDS Dan McGillivray	7	68.6 1200m	0:10.70 1200m	1:19.52 [13] (0:10.96)	1:08.56 [6] (0:10.70)	0:57.86 [8] (0:11.04)	0:46.82 [9] (0:11.40)	0:35.42 [10] (0:11.54)	0:23.88 [13] (0:11.51)	0:35.42	+3
14	12 LION CLASS Heavelon Van	8	69.1 1200m	0:10.58 1200m	1:19.57 [14] (0:10.98)	1:08.59 [7] (0:10.58)	0:58.01 [7] (0:10.95)	0:47.06 [6] (0:11.34)	0:35.72 [7] (0:11.44)	0:24.28 [7] (0:11.65)	0:35.72	+4
15	5 THE CATCH Courtney Bellamy	16	67.3 1200m	0:10.84 1200m	1:19.84 [15] (0:11.04)	1:08.80 [10] (0:10.84)	0:57.96 [10] (0:11.03)	0:46.93 [11] (0:11.28)	0:35.65 [12] (0:11.37)	0:24.28 [12] (0:11.73)	0:35.65	+5
16	17 SUSPECT Jake Bayliss	12	69.2 1200m	0:10.62 1200m	1:21.85 [16] (0:10.79)	1:11.06 [4] (0:10.62)	1:00.44 [4] (0:10.97)	0:49.47 [4] (0:11.41)	0:38.06 [6] (0:11.57)	0:26.49 [9] (0:12.15)	0:38.06	+8

Scratched: Tarex (#18), Boom Shot (#7)

[] Ranking at each section and finish
 -:-:- No data available at this section
 NA No data available

SCN Saddle cloth number
 DNF Did not finish
 DNT Did not track



Doomben QLD Professional
Race 8: MAGIC MILLIONS GOLD COAST MARCH No Metro Wins
Handicap - 1350m
08 February 2025 - 16:28



Track Rating: Good 3, Weather: Fine, Rail Position: +2m Entire

Section				200m				Last 600m	
Field Times				0:11.98 (0:11.98)				0:34.65	
Rank	TAB	Horse/Jockey	Barrier	Top Speed [km/h]	Fastest Section	Margin			Distance Travelled [m]
1	11	INFLUENTIAL Andrew Mallyon	1	68.9 1200m	0:10.62 1200m	0:11.68 [3] (0:11.68)	1:18.00		0:34.12
2	10	IMATRUSTAR Cody Collis	4	68.3 1200m	0:10.75 1200m	0:11.58 [5] (0:11.58)	0.63L		0:34.10 +3
3	6	SHIHAB Martin Harley	14	66.8 1000m	0:10.93 1000m	0:11.58 [6] (0:11.58)	1.26L		0:33.83 -1
4	14	TAKE A PICTURE Cejay Graham	17	67.7 1200m	0:10.90 1200m	0:11.56 [11] (0:11.56)	2.75L		0:33.92 +6
5	8	DEMON DARB Mark Du Plessis	10	68.1 1200m	0:10.86 1200m	0:11.91 [7] (0:11.91)	3.32L		0:34.36 +1
6	13	NORTH OF ELI Emily Lang	6	68.9 1200m	0:10.58 1200m	0:12.60 [1] (0:12.60)	3.64L		0:35.27 +3
7	4	LADY SHOTGUN Jag Guthmann-Chester	2	69.2 1200m	0:10.51 1200m	0:12.55 [2] (0:12.55)	4.84L		0:35.06 +7
8	3	THIS'LLBETHEONE Taylor Marshall	15	67.2 1200m	0:10.84 1200m	0:12.16 [10] (0:12.16)	5.82L		0:34.83 -5
9	16	ELECTRIC ARROW Tahlia Fenlon	3	67.9 1200m	0:10.69 Overall	0:12.77 [4] (0:12.77)	7.27L		0:35.58 -1
10	15	DRANG A TANG Angela Jones	11	69.4 1200m	0:10.54 1200m	0:12.62 [9] (0:12.62)	8.12L		0:35.79 +6

Scratched: Tarex (#18), Boom Shot (#7)

[] Ranking at each section and finish
 -:-:- No data available at this section
 NA No data available

SCN Saddle cloth number
 DNF Did not finish
 DNT Did not track



Doomben QLD Professional
Race 8: MAGIC MILLIONS GOLD COAST MARCH No Metro Wins
Handicap - 1350m
08 February 2025 - 16:28



Track Rating: Good 3, Weather: Fine, Rail Position: +2m Entire

Section				200m				Last 600m	
Field Times				0:11.98 (0:11.98)				0:34.65	
Rank	TAB Horse/Jockey	Barrier	Top Speed [km/h]	Fastest Section	Margin				Distance Travelled [m]
11	1 NORTHERN PRIDE Nikita Beriman	9	69.2 1200m	0:10.55 1200m	0:12.72 [8] (0:12.72)	8.61L		0:35.89	+6
12	2 ROLL UP James Orman	13	67.0 1000m	0:10.91 1200m	0:11.99 [15] (0:11.99)	8.69L		0:35.10	+10
13	9 FLYING BIRDS Dan McGillivray	7	68.6 1200m	0:10.70 1200m	0:12.37 [13] (0:12.37)	8.92L		0:35.42	+3
14	12 LION CLASS Heavelon Van	8	69.1 1200m	0:10.58 1200m	0:12.63 [12] (0:12.63)	9.25L		0:35.72	+4
15	5 THE CATCH Courtney Bellamy	16	67.3 1200m	0:10.84 1200m	0:12.55 [14] (0:12.55)	10.8L		0:35.65	+5
16	17 SUSPECT Jake Bayliss	12	69.2 1200m	0:10.62 1200m	0:14.34 [16] (0:14.34)	22.62L		0:38.06	+8

Scratched: Tarex (#18), Boom Shot (#7)

[] Ranking at each section and finish
 -:-:- No data available at this section
 NA No data available

SCN Saddle cloth number
 DNF Did not finish
 DNT Did not track



Horse/Jockey Name	Influential
Final Rank	1
Fastest Section Time (Section)	0:10.62 (1200m)
Top Speed [km/h] (Section)	68.9 (1200m)
Race State	Finished

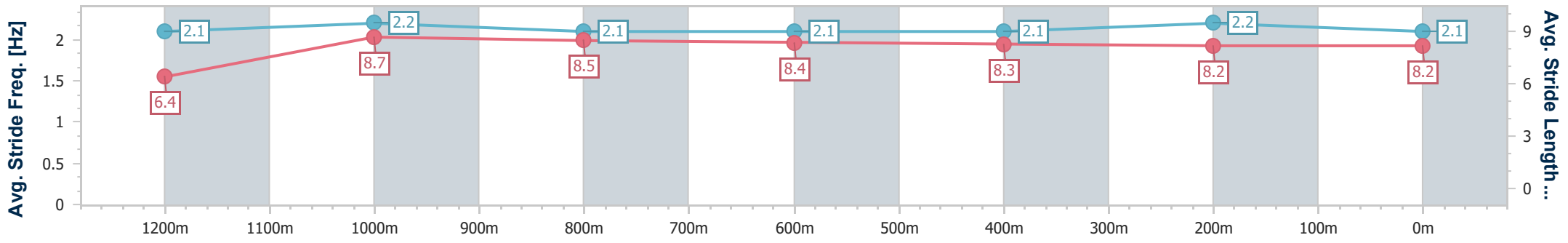
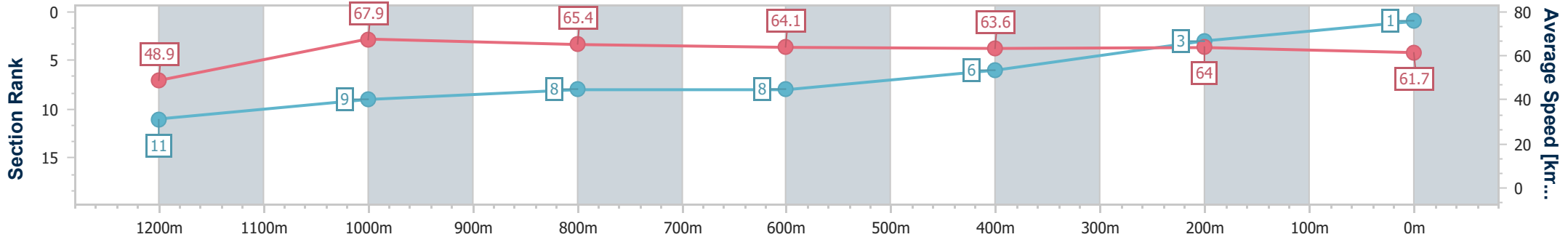


Doomben QLD Professional
Race 8: MAGIC MILLIONS GOLD COAST MARCH No Metro
Wins Handicap - 1350m
08 February 2025 - 16:28
Track Rating: Good 3, Weather: Fine, Rail Position: +2m Entire



BRISBANE
 RACING CLUB

Section	Overall	1200m	1000m	800m	600m	400m	200m
Section Times	1:18.00 [1] (0:11.06)	1:06.94 [11] (0:10.62)	0:56.32 [9] (0:11.02)	0:45.30 [8] (0:11.18)	0:34.12 [8] (0:11.23)	0:22.89 [6] (0:11.21)	0:11.68 [3] (0:11.68)
Average Speed [km/h]	48.9	67.9	65.4	64.1	63.6	64.0	61.7
Top Speed [km/h]	66.2	68.9	66.5	64.9	64.5	64.6	64.4
Avg. Dist. to Rail [m]	1.8	0.6	1.1	0.7	1.4	0.9	1.0
Avg. Stride Freq. [Hz]	2.1	2.2	2.1	2.1	2.1	2.2	2.1
Avg. Stride Length [m]	6.4	8.7	8.5	8.4	8.3	8.2	8.2



- [] Ranking at each section and finish
- .-.- No data available at this section
- NA No data available



Horse/Jockey Name	Imatruestar
Final Rank	2
Fastest Section Time (Section)	0:10.75 (1200m)
Top Speed [km/h] (Section)	68.3 (1200m)
Race State	Finished

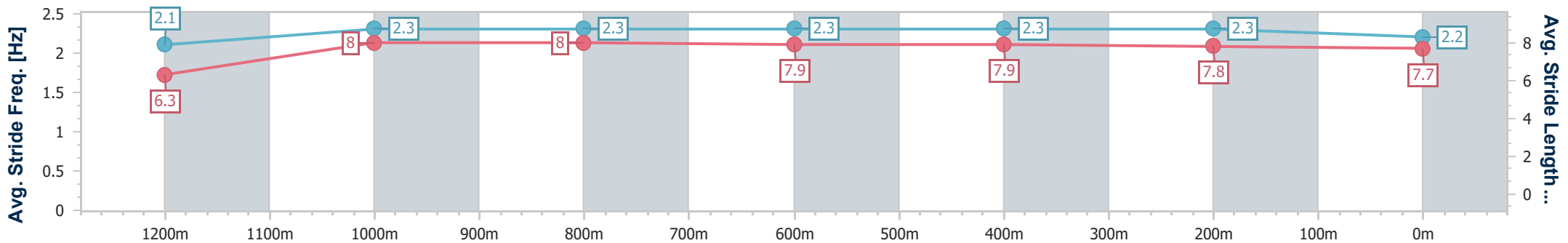
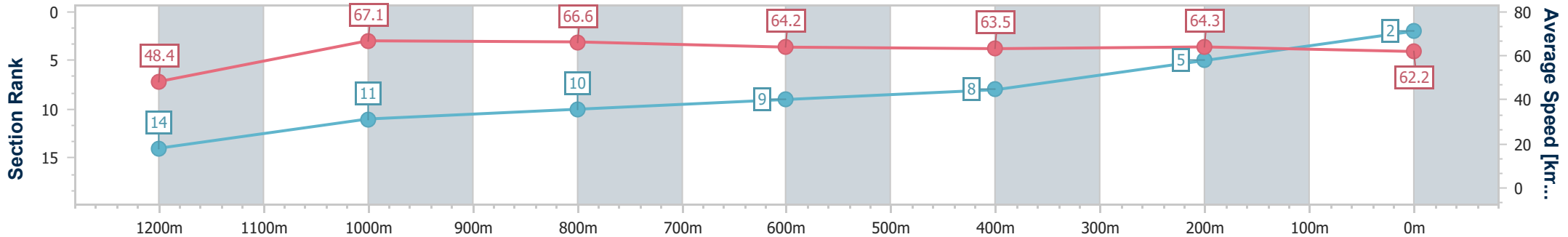


Doomben QLD Professional
Race 8: MAGIC MILLIONS GOLD COAST MARCH No Metro
Wins Handicap - 1350m
08 February 2025 - 16:28
Track Rating: Good 3, Weather: Fine, Rail Position: +2m Entire



BRISBANE
RACING CLUB

Section	Overall	1200m	1000m	800m	600m	400m	200m
Section Times	1:18.11 [2] (0:11.16)	1:06.95 [14] (0:10.75)	0:56.20 [11] (0:10.86)	0:45.34 [10] (0:11.24)	0:34.10 [9] (0:11.32)	0:22.78 [8] (0:11.20)	0:11.58 [5] (0:11.58)
Average Speed [km/h]	48.4	67.1	66.6	64.2	63.5	64.3	62.2
Top Speed [km/h]	65.6	68.3	67.5	65.0	64.4	65.1	65.2
Avg. Dist. to Rail [m]	4.1	1.7	1.3	0.6	0.5	1.6	3.0
Avg. Stride Freq. [Hz]	2.1	2.3	2.3	2.3	2.3	2.3	2.2
Avg. Stride Length [m]	6.3	8.0	8.0	7.9	7.9	7.8	7.7



- [] Ranking at each section and finish
- .-.- No data available at this section
- NA No data available



Horse/Jockey Name	Shihab
Final Rank	3
Fastest Section Time (Section)	0:10.93 (1000m)
Top Speed [km/h] (Section)	66.8 (1000m)
Race State	Finished

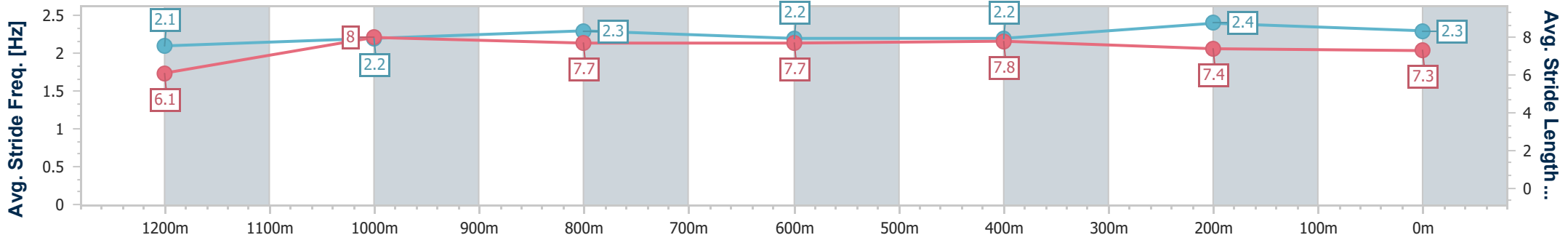
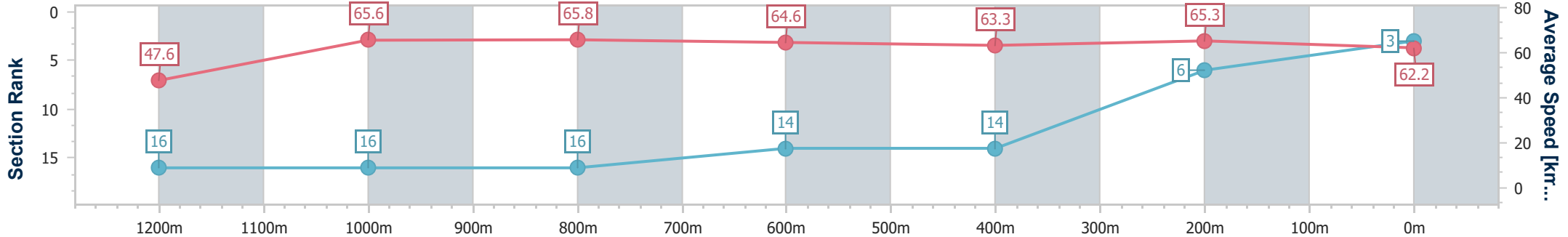


Doomben QLD Professional
Race 8: MAGIC MILLIONS GOLD COAST MARCH No Metro
Wins Handicap - 1350m
08 February 2025 - 16:28
Track Rating: Good 3, Weather: Fine, Rail Position: +2m Entire



BRISBANE
RACING CLUB

Section	Overall	1200m	1000m	800m	600m	400m	200m
Section Times	1:18.21 [3] (0:11.33)	1:06.88 [16] (0:10.99)	0:55.89 [16] (0:10.93)	0:44.96 [16] (0:11.13)	0:33.83 [14] (0:11.29)	0:22.54 [14] (0:10.96)	0:11.58 [6]
Average Speed [km/h]	47.6	65.6	65.8	64.6	63.3	65.3	62.2
Top Speed [km/h]	64.1	66.6	66.8	65.4	64.4	66.3	64.7
Avg. Dist. to Rail [m]	10.7	2.6	0.6	0.2	1.5	1.3	0.3
Avg. Stride Freq. [Hz]	2.1	2.2	2.3	2.2	2.2	2.4	2.3
Avg. Stride Length [m]	6.1	8.0	7.7	7.7	7.8	7.4	7.3



- [] Ranking at each section and finish
- .-.- No data available at this section
- NA No data available



Horse/Jockey Name	Take A Picture
Final Rank	4
Fastest Section Time (Section)	0:10.90 (1200m)
Top Speed [km/h] (Section)	67.7 (1200m)
Race State	Finished

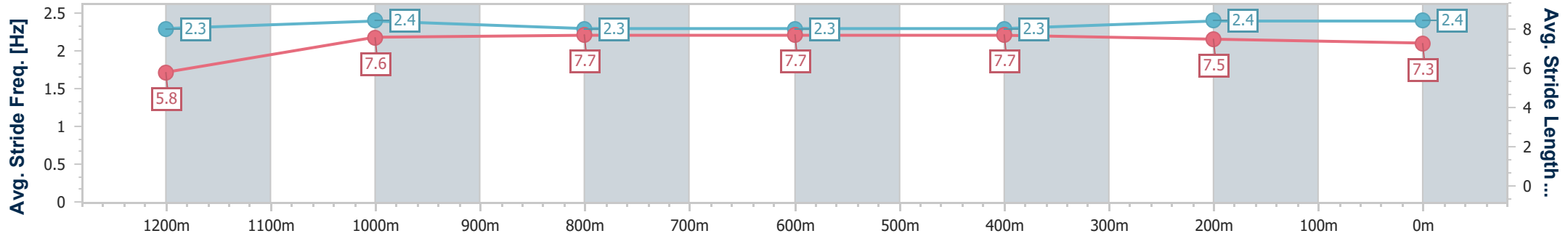
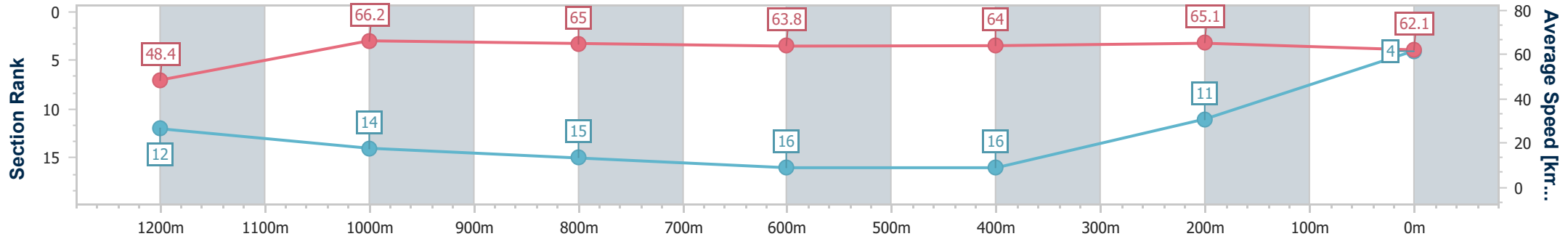


Doomben QLD Professional
Race 8: MAGIC MILLIONS GOLD COAST MARCH No Metro
Wins Handicap - 1350m
08 February 2025 - 16:28
Track Rating: Good 3, Weather: Fine, Rail Position: +2m Entire



BRISBANE
 RACING CLUB

Section	Overall	1200m	1000m	800m	600m	400m	200m
Section Times	1:18.47 [4] (0:11.14)	1:07.33 [12] (0:10.90)	0:56.43 [14] (0:11.16)	0:45.27 [15] (0:11.35)	0:33.92 [16] (0:11.30)	0:22.62 [16] (0:11.06)	0:11.56 [11] (0:11.56)
Average Speed [km/h]	48.4	66.2	65.0	63.8	64.0	65.1	62.1
Top Speed [km/h]	64.3	67.7	66.1	65.1	64.7	66.5	65.9
Avg. Dist. to Rail [m]	14.4	5.7	3.0	1.5	0.5	0.6	3.2
Avg. Stride Freq. [Hz]	2.3	2.4	2.3	2.3	2.3	2.4	2.4
Avg. Stride Length [m]	5.8	7.6	7.7	7.7	7.7	7.5	7.3



- [] Ranking at each section and finish
- .-.- No data available at this section
- NA No data available



Horse/Jockey Name	Demon Darb
Final Rank	5
Fastest Section Time (Section)	0:10.86 (1200m)
Top Speed [km/h] (Section)	68.1 (1200m)
Race State	Finished

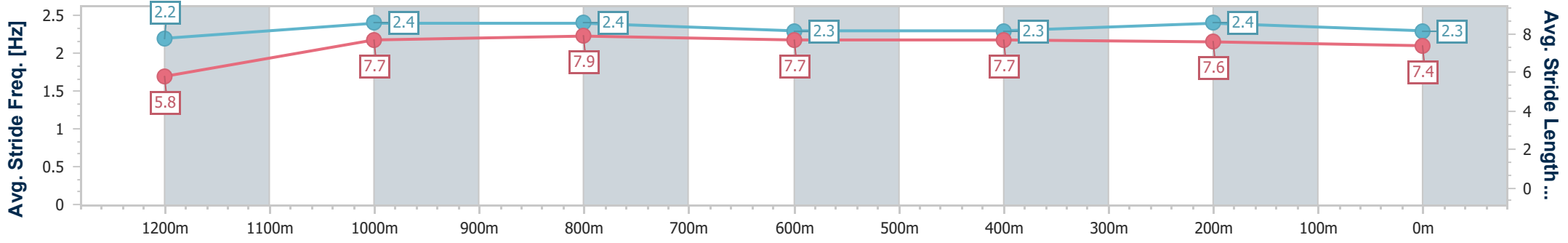
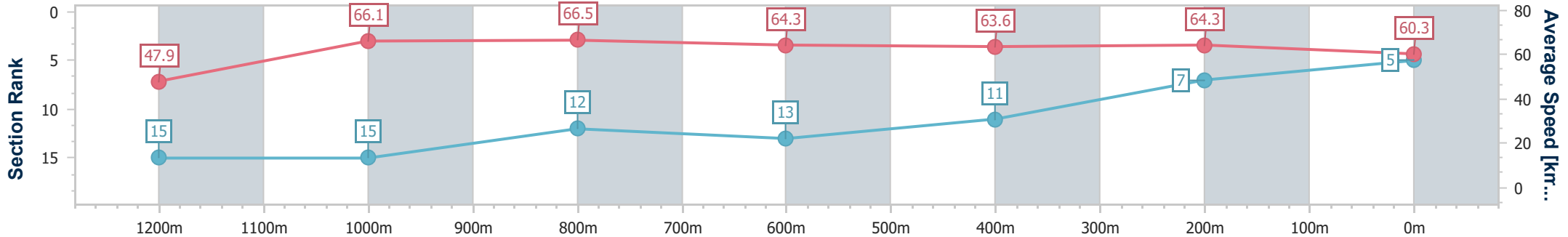


Doomben QLD Professional
Race 8: MAGIC MILLIONS GOLD COAST MARCH No Metro
Wins Handicap - 1350m
08 February 2025 - 16:28
Track Rating: Good 3, Weather: Fine, Rail Position: +2m Entire



BRISBANE
RACING CLUB

Section	Overall	1200m	1000m	800m	600m	400m	200m
Section Times	1:18.56 [5] (0:11.28)	1:07.28 [15] (0:10.86)	0:56.42 [15] (0:10.89)	0:45.53 [12] (0:11.17)	0:34.36 [13] (0:11.29)	0:23.07 [11] (0:11.16)	0:11.91 [7] (0:11.91)
Average Speed [km/h]	47.9	66.1	66.5	64.3	63.6	64.3	60.3
Top Speed [km/h]	64.8	68.1	68.1	65.4	65.2	66.0	63.4
Avg. Dist. to Rail [m]	7.8	1.0	0.6	0.3	0.9	0.6	0.9
Avg. Stride Freq. [Hz]	2.2	2.4	2.4	2.3	2.3	2.4	2.3
Avg. Stride Length [m]	5.8	7.7	7.9	7.7	7.7	7.6	7.4



- [] Ranking at each section and finish
- .-.- No data available at this section
- NA No data available



Horse/Jockey Name	North Of Eli
Final Rank	6
Fastest Section Time (Section)	0:10.58 (1200m)
Top Speed [km/h] (Section)	68.9 (1200m)
Race State	Finished

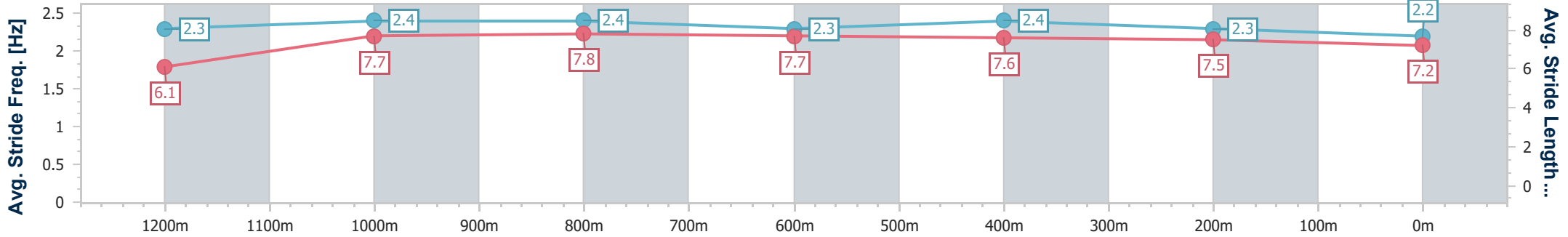
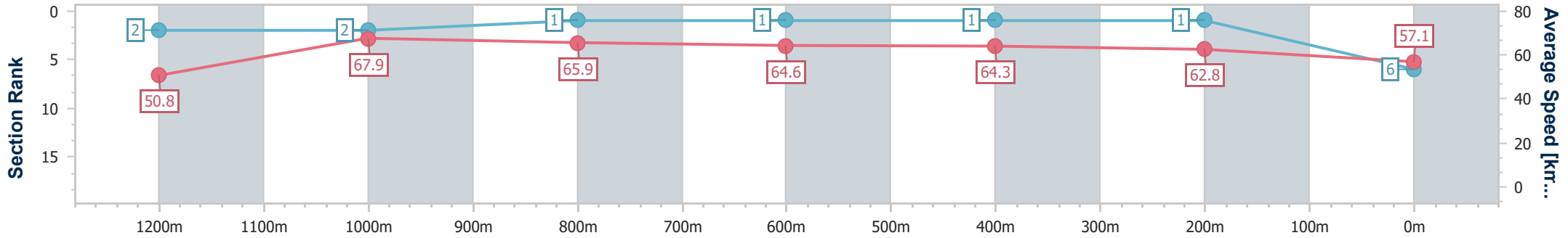


Doomben QLD Professional
Race 8: MAGIC MILLIONS GOLD COAST MARCH No Metro
Wins Handicap - 1350m
08 February 2025 - 16:28
Track Rating: Good 3, Weather: Fine, Rail Position: +2m Entire



BRISBANE
RACING CLUB

Section	Overall	1200m	1000m	800m	600m	400m	200m
Section Times	1:18.62 [6] (0:10.66)	1:07.96 [2] (0:10.58)	0:57.38 [2] (0:10.95)	0:46.43 [1] (0:11.16)	0:35.27 [1] (0:11.20)	0:24.07 [1] (0:11.47)	0:12.60 [1] (0:12.60)
Average Speed [km/h]	50.8	67.9	65.9	64.6	64.3	62.8	57.1
Top Speed [km/h]	67.0	68.9	67.1	66.0	65.9	64.8	59.9
Avg. Dist. to Rail [m]	4.5	1.4	0.3	0.6	0.6	0.9	0.8
Avg. Stride Freq. [Hz]	2.3	2.4	2.4	2.3	2.4	2.3	2.2
Avg. Stride Length [m]	6.1	7.7	7.8	7.7	7.6	7.5	7.2



- [] Ranking at each section and finish
- .-.- No data available at this section
- NA No data available



Horse/Jockey Name	Lady Shotgun
Final Rank	7
Fastest Section Time (Section)	0:10.51 (1200m)
Top Speed [km/h] (Section)	69.2 (1200m)
Race State	Finished

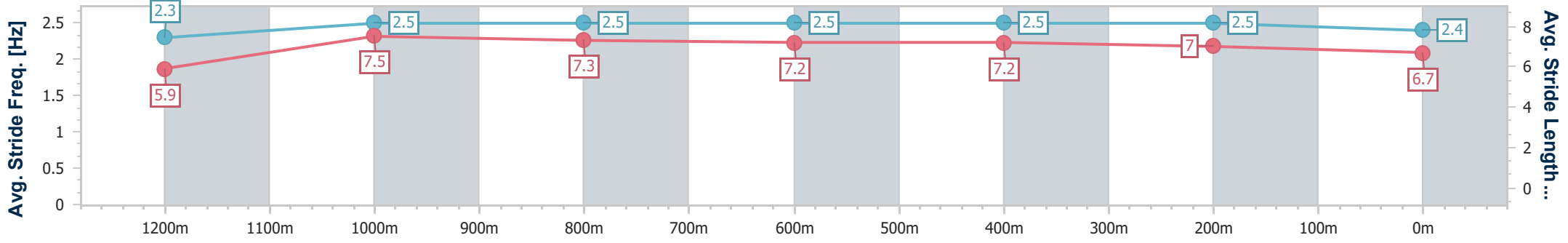
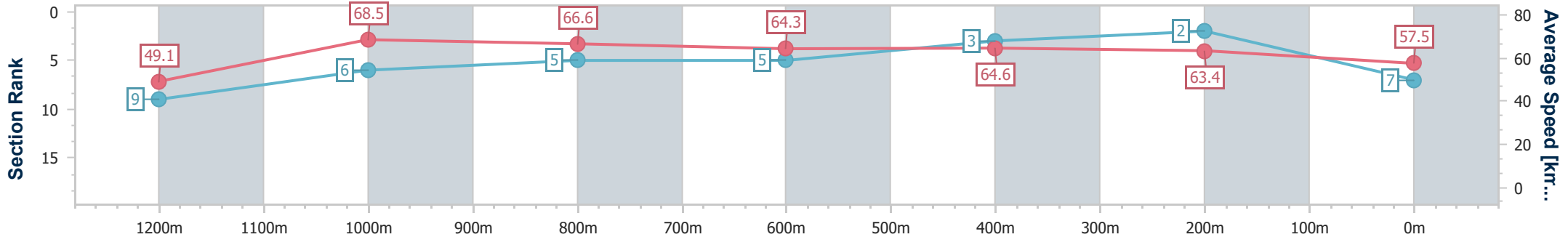


Doomben QLD Professional
Race 8: MAGIC MILLIONS GOLD COAST MARCH No Metro
Wins Handicap - 1350m
08 February 2025 - 16:28
Track Rating: Good 3, Weather: Fine, Rail Position: +2m Entire



BRISBANE
 RACING CLUB

Section	Overall	1200m	1000m	800m	600m	400m	200m
Section Times	1:18.82 [7] (0:11.03)	1:07.79 [9] (0:10.51)	0:57.28 [6] (0:10.85)	0:46.43 [5] (0:11.37)	0:35.06 [5] (0:11.21)	0:23.85 [3] (0:11.30)	0:12.55 [2] (0:12.55)
Average Speed [km/h]	49.1	68.5	66.6	64.3	64.6	63.4	57.5
Top Speed [km/h]	67.9	69.2	68.4	65.4	65.5	65.2	61.7
Avg. Dist. to Rail [m]	3.3	1.7	1.8	3.0	0.8	0.7	0.4
Avg. Stride Freq. [Hz]	2.3	2.5	2.5	2.5	2.5	2.5	2.4
Avg. Stride Length [m]	5.9	7.5	7.3	7.2	7.2	7.0	6.7



- [] Ranking at each section and finish
- .-.- No data available at this section
- NA No data available



Horse/Jockey Name	This'llbetheone
Final Rank	8
Fastest Section Time (Section)	0:10.84 (1200m)
Top Speed [km/h] (Section)	67.2 (1200m)
Race State	Finished

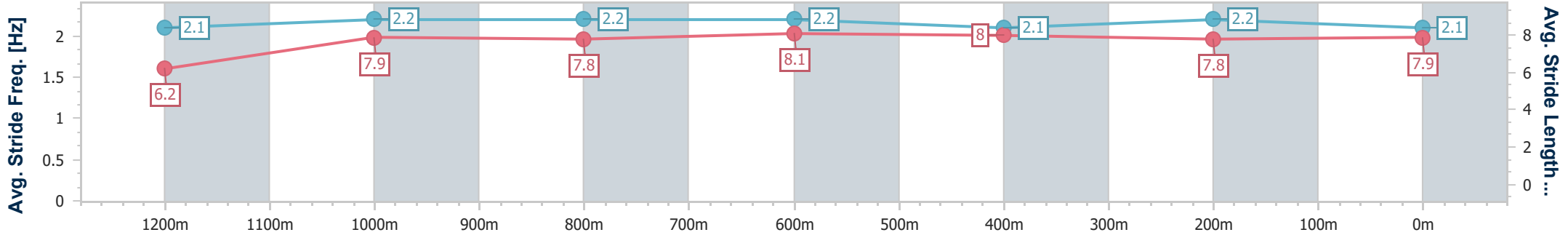
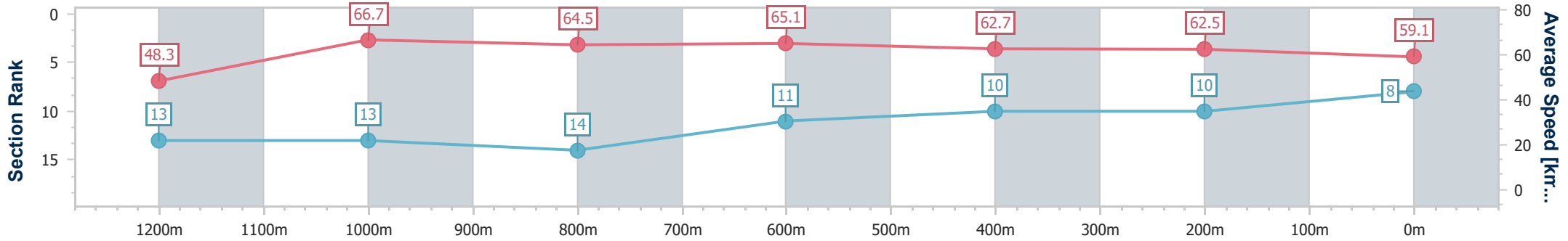


Doomben QLD Professional
Race 8: MAGIC MILLIONS GOLD COAST MARCH No Metro
Wins Handicap - 1350m
08 February 2025 - 16:28
Track Rating: Good 3, Weather: Fine, Rail Position: +2m Entire



BRISBANE
RACING CLUB

Section	Overall	1200m	1000m	800m	600m	400m	200m
Section Times	1:18.99 [8] (0:11.15)	1:07.84 [13] (0:10.84)	0:57.00 [13] (0:11.17)	0:45.83 [14] (0:11.00)	0:34.83 [11] (0:11.23)	0:23.60 [10] (0:11.44)	0:12.16 [10] (0:12.16)
Average Speed [km/h]	48.3	66.7	64.5	65.1	62.7	62.5	59.1
Top Speed [km/h]	64.3	67.2	66.0	65.5	64.0	63.7	62.4
Avg. Dist. to Rail [m]	12.1	3.4	2.2	1.7	4.0	2.6	0.4
Avg. Stride Freq. [Hz]	2.1	2.2	2.2	2.2	2.1	2.2	2.1
Avg. Stride Length [m]	6.2	7.9	7.8	8.1	8.0	7.8	7.9



- [] Ranking at each section and finish
- .-.- No data available at this section
- NA No data available



Horse/Jockey Name	Electric Arrow
Final Rank	9
Fastest Section Time (Section)	0:10.69 (Overall)
Top Speed [km/h] (Section)	67.9 (1200m)
Race State	Finished

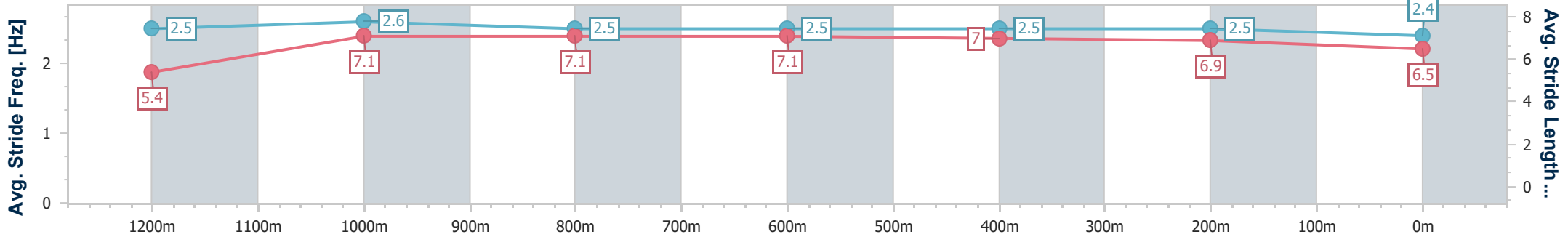
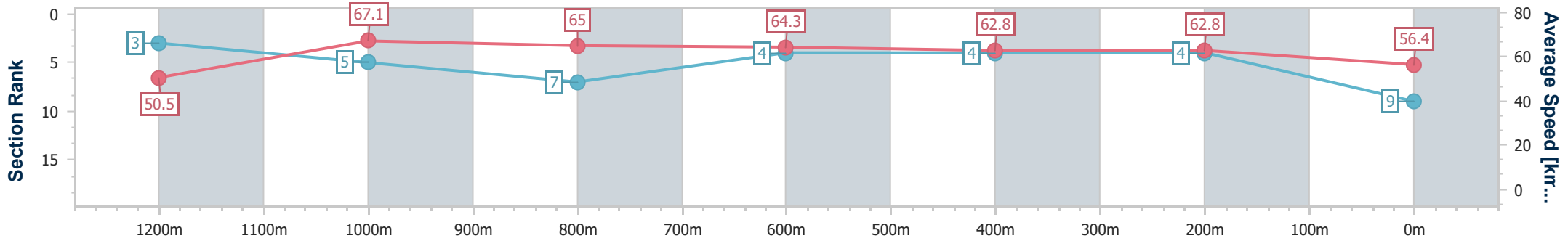


Doomben QLD Professional
Race 8: MAGIC MILLIONS GOLD COAST MARCH No Metro
Wins Handicap - 1350m
08 February 2025 - 16:28
Track Rating: Good 3, Weather: Fine, Rail Position: +2m Entire



BRISBANE
 RACING CLUB

Section	Overall	1200m	1000m	800m	600m	400m	200m
Section Times	1:19.24 [9] (0:10.69)	1:08.55 [3] (0:10.75)	0:57.80 [5] (0:11.09)	0:46.71 [7] (0:11.13)	0:35.58 [4] (0:11.38)	0:24.20 [4] (0:11.43)	0:12.77 [4] (0:12.77)
Average Speed [km/h]	50.5	67.1	65.0	64.3	62.8	62.8	56.4
Top Speed [km/h]	67.3	67.9	67.0	66.1	64.5	65.2	60.3
Avg. Dist. to Rail [m]	3.6	1.8	0.6	0.7	1.1	2.1	1.1
Avg. Stride Freq. [Hz]	2.5	2.6	2.5	2.5	2.5	2.5	2.4
Avg. Stride Length [m]	5.4	7.1	7.1	7.1	7.0	6.9	6.5



- [] Ranking at each section and finish
- .-.- No data available at this section
- NA No data available



Horse/Jockey Name	Drang A Tang
Final Rank	10
Fastest Section Time (Section)	0:10.54 (1200m)
Top Speed [km/h] (Section)	69.4 (1200m)
Race State	Finished

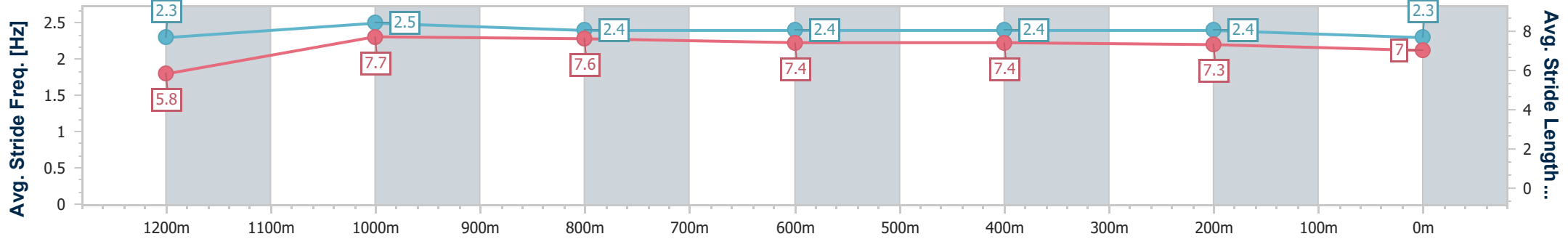
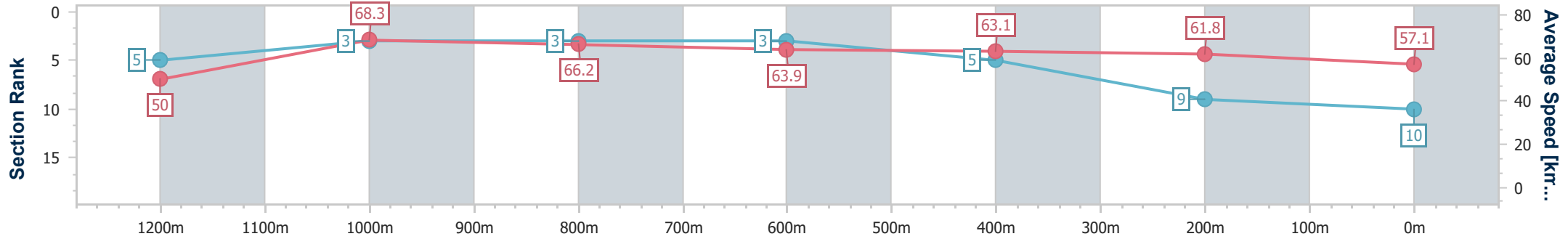


Doomben QLD Professional
Race 8: MAGIC MILLIONS GOLD COAST MARCH No Metro
Wins Handicap - 1350m
08 February 2025 - 16:28
Track Rating: Good 3, Weather: Fine, Rail Position: +2m Entire



BRISBANE
 RACING CLUB

Section	Overall	1200m	1000m	800m	600m	400m	200m
Section Times	1:19.38 [10] (0:10.79)	1:08.59 [5] (0:10.54)	0:58.05 [3] (0:10.94)	0:47.11 [3] (0:11.32)	0:35.79 [3] (0:11.50)	0:24.29 [5] (0:11.67)	0:12.62 [9] (0:12.62)
Average Speed [km/h]	50.0	68.3	66.2	63.9	63.1	61.8	57.1
Top Speed [km/h]	68.0	69.4	68.3	65.6	65.3	63.7	60.3
Avg. Dist. to Rail [m]	9.0	4.0	2.0	1.3	1.3	3.2	6.3
Avg. Stride Freq. [Hz]	2.3	2.5	2.4	2.4	2.4	2.4	2.3
Avg. Stride Length [m]	5.8	7.7	7.6	7.4	7.4	7.3	7.0



- [] Ranking at each section and finish
- .-.- No data available at this section
- NA No data available



Horse/Jockey Name	Northern Pride
Final Rank	11
Fastest Section Time (Section)	0:10.55 (1200m)
Top Speed [km/h] (Section)	69.2 (1200m)
Race State	Finished

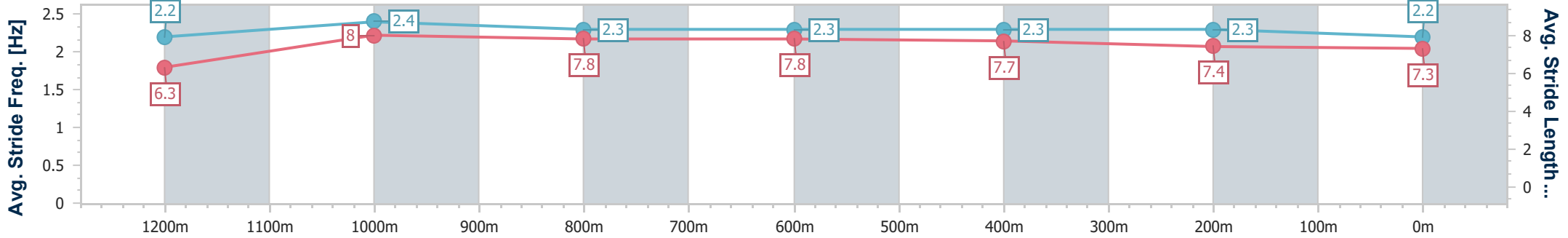
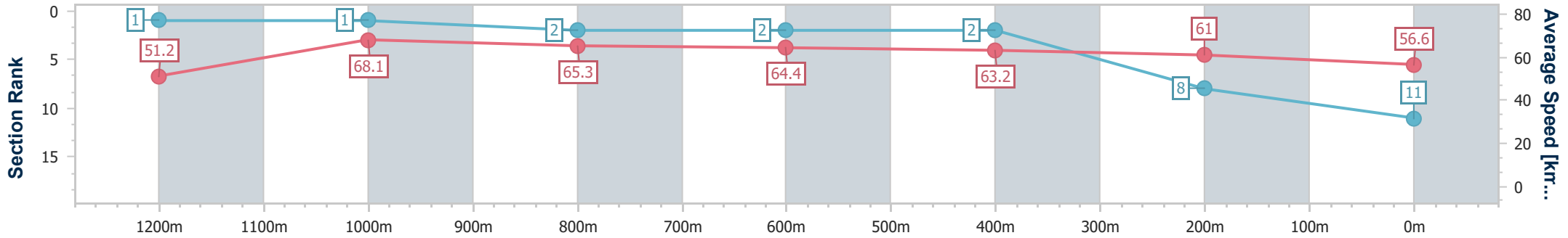


Doomben QLD Professional
Race 8: MAGIC MILLIONS GOLD COAST MARCH No Metro
Wins Handicap - 1350m
08 February 2025 - 16:28
Track Rating: Good 3, Weather: Fine, Rail Position: +2m Entire



BRISBANE
 RACING CLUB

Section	Overall	1200m	1000m	800m	600m	400m	200m
Section Times	1:19.46 [11] (0:10.62)	1:08.84 [1] (0:10.55)	0:58.29 [1] (0:11.04)	0:47.25 [2] (0:11.36)	0:35.89 [2] (0:11.40)	0:24.49 [2] (0:11.77)	0:12.72 [8] (0:12.72)
Average Speed [km/h]	51.2	68.1	65.3	64.4	63.2	61.0	56.6
Top Speed [km/h]	68.1	69.2	67.3	65.5	65.2	62.6	58.6
Avg. Dist. to Rail [m]	7.5	2.9	1.8	2.2	0.8	0.6	1.2
Avg. Stride Freq. [Hz]	2.2	2.4	2.3	2.3	2.3	2.3	2.2
Avg. Stride Length [m]	6.3	8.0	7.8	7.8	7.7	7.4	7.3



- [] Ranking at each section and finish
- .-.- No data available at this section
- NA No data available



Horse/Jockey Name	Roll Up
Final Rank	12
Fastest Section Time (Section)	0:10.91 (1200m)
Top Speed [km/h] (Section)	67.0 (1000m)
Race State	Finished

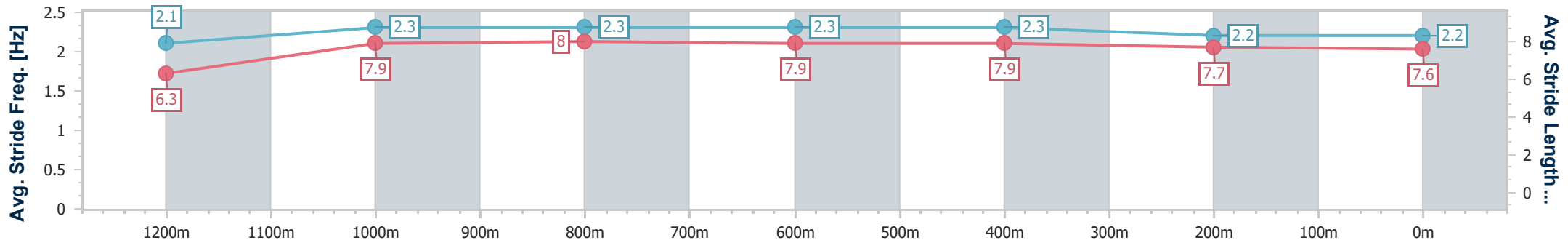
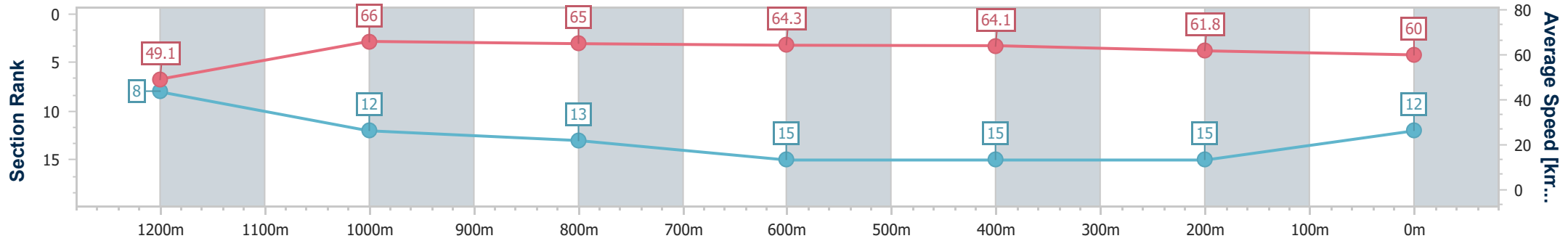


Doomben QLD Professional
Race 8: MAGIC MILLIONS GOLD COAST MARCH No Metro
Wins Handicap - 1350m
08 February 2025 - 16:28
Track Rating: Good 3, Weather: Fine, Rail Position: +2m Entire



BRISBANE
RACING CLUB

Section	Overall	1200m	1000m	800m	600m	400m	200m
Section Times	1:19.48 [12] (0:11.01)	1:08.47 [8] (0:10.91)	0:57.56 [12] (0:11.12)	0:46.44 [13] (0:11.34)	0:35.10 [15] (0:11.40)	0:23.70 [15] (0:11.71)	0:11.99 [15] (0:11.99)
Average Speed [km/h]	49.1	66.0	65.0	64.3	64.1	61.8	60.0
Top Speed [km/h]	65.7	67.0	67.0	64.8	64.9	64.1	62.2
Avg. Dist. to Rail [m]	11.4	4.3	2.7	1.8	2.6	5.1	8.5
Avg. Stride Freq. [Hz]	2.1	2.3	2.3	2.3	2.3	2.2	2.2
Avg. Stride Length [m]	6.3	7.9	8.0	7.9	7.9	7.7	7.6



- [] Ranking at each section and finish
- .-.- No data available at this section
- NA No data available



Horse/Jockey Name	Flying Birds
Final Rank	13
Fastest Section Time (Section)	0:10.70 (1200m)
Top Speed [km/h] (Section)	68.6 (1200m)
Race State	Finished

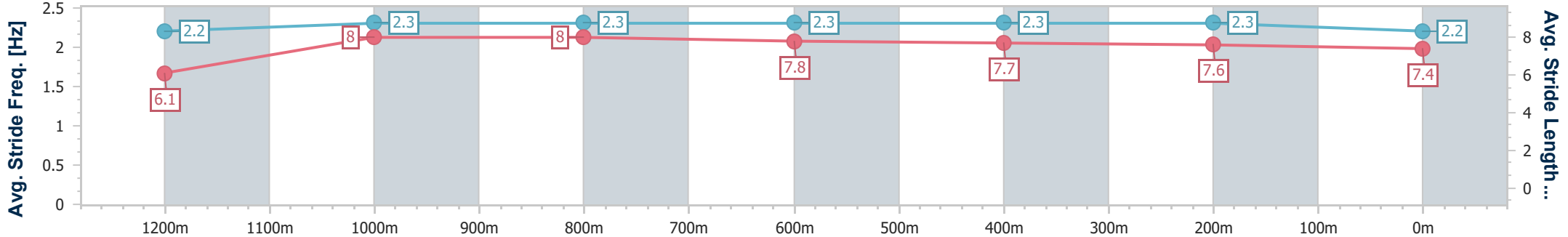
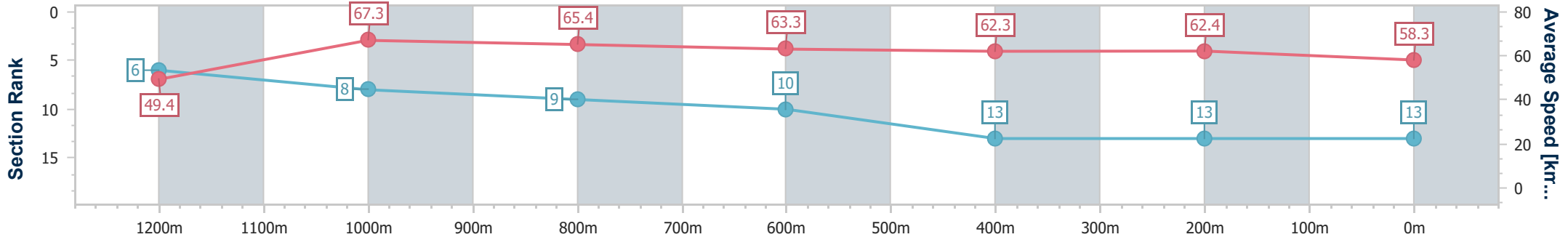


Doomben QLD Professional
Race 8: MAGIC MILLIONS GOLD COAST MARCH No Metro
Wins Handicap - 1350m
08 February 2025 - 16:28
Track Rating: Good 3, Weather: Fine, Rail Position: +2m Entire



BRISBANE
RACING CLUB

Section	Overall	1200m	1000m	800m	600m	400m	200m
Section Times	1:19.52 [13] (0:10.96)	1:08.56 [6] (0:10.70)	0:57.86 [8] (0:11.04)	0:46.82 [9] (0:11.40)	0:35.42 [10] (0:11.54)	0:23.88 [13] (0:11.51)	0:12.37 [13] (0:12.37)
Average Speed [km/h]	49.4	67.3	65.4	63.3	62.3	62.4	58.3
Top Speed [km/h]	65.2	68.6	66.7	64.4	64.3	63.7	60.5
Avg. Dist. to Rail [m]	6.1	1.6	1.2	0.9	0.4	1.2	1.8
Avg. Stride Freq. [Hz]	2.2	2.3	2.3	2.3	2.3	2.3	2.2
Avg. Stride Length [m]	6.1	8.0	8.0	7.8	7.7	7.6	7.4



- [] Ranking at each section and finish
- .-.- No data available at this section
- NA No data available



Horse/Jockey Name	Lion Class
Final Rank	14
Fastest Section Time (Section)	0:10.58 (1200m)
Top Speed [km/h] (Section)	69.1 (1200m)
Race State	Finished

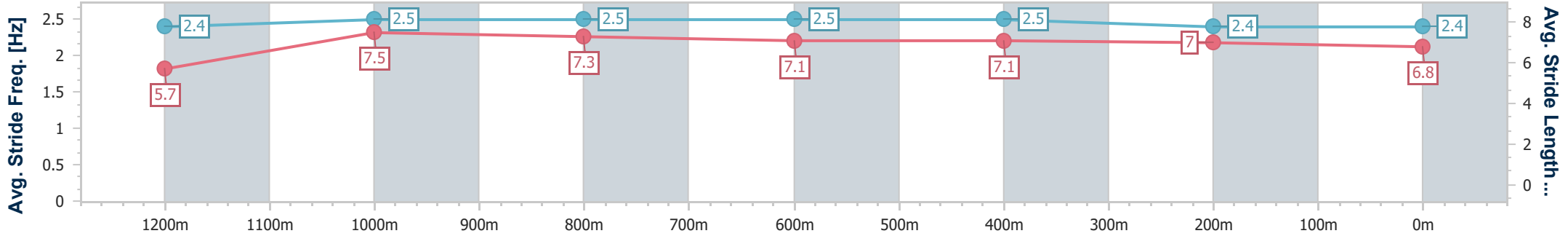
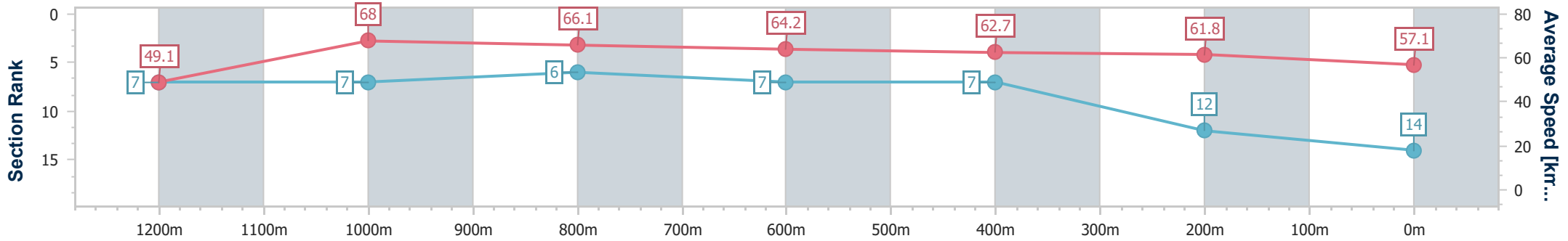


Doomben QLD Professional
Race 8: MAGIC MILLIONS GOLD COAST MARCH No Metro
Wins Handicap - 1350m
08 February 2025 - 16:28
Track Rating: Good 3, Weather: Fine, Rail Position: +2m Entire



BRISBANE
RACING CLUB

Section	Overall	1200m	1000m	800m	600m	400m	200m
Section Times	1:19.57 [14] (0:10.98)	1:08.59 [7] (0:10.58)	0:58.01 [7] (0:10.95)	0:47.06 [6] (0:11.34)	0:35.72 [7] (0:11.44)	0:24.28 [7] (0:11.65)	0:12.63 [12] (0:12.63)
Average Speed [km/h]	49.1	68.0	66.1	64.2	62.7	61.8	57.1
Top Speed [km/h]	66.4	69.1	67.7	65.6	65.4	63.1	60.3
Avg. Dist. to Rail [m]	6.7	3.6	2.1	1.4	0.3	1.7	3.3
Avg. Stride Freq. [Hz]	2.4	2.5	2.5	2.5	2.5	2.4	2.4
Avg. Stride Length [m]	5.7	7.5	7.3	7.1	7.1	7.0	6.8



- [] Ranking at each section and finish
- .-.- No data available at this section
- NA No data available



Horse/Jockey Name	The Catch
Final Rank	15
Fastest Section Time (Section)	0:10.84 (1200m)
Top Speed [km/h] (Section)	67.3 (1200m)
Race State	Finished

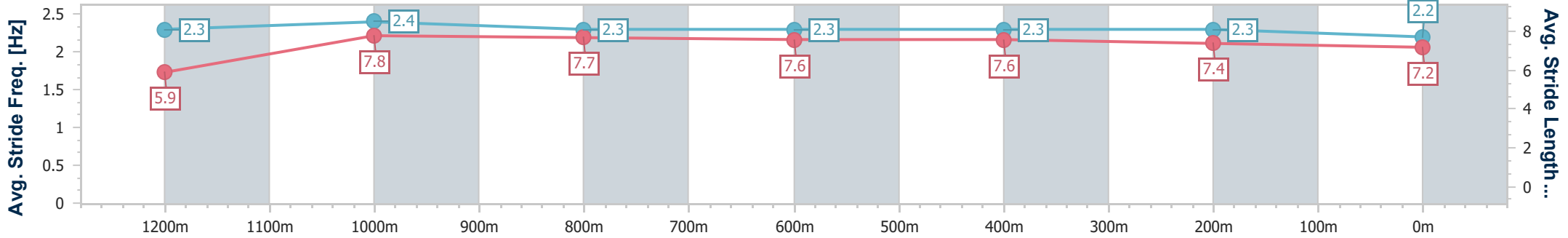
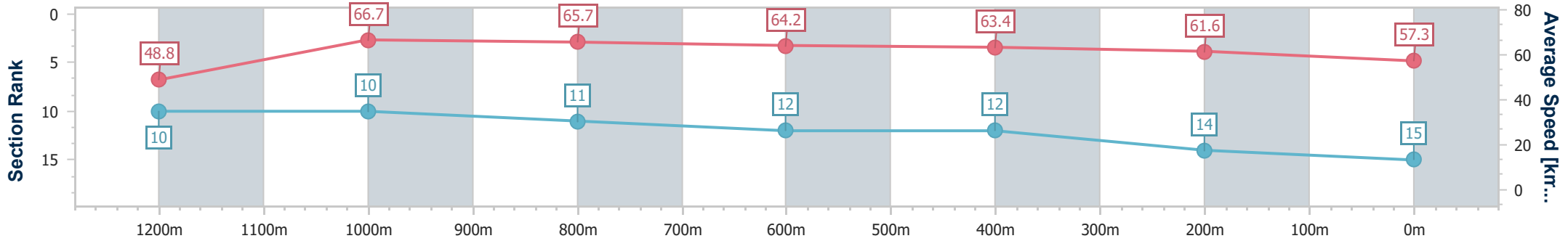


Doomben QLD Professional
Race 8: MAGIC MILLIONS GOLD COAST MARCH No Metro
Wins Handicap - 1350m
08 February 2025 - 16:28
Track Rating: Good 3, Weather: Fine, Rail Position: +2m Entire



BRISBANE
RACING CLUB

Section	Overall	1200m	1000m	800m	600m	400m	200m
Section Times	1:19.84 [15] (0:11.04)	1:08.80 [10] (0:10.84)	0:57.96 [10] (0:11.03)	0:46.93 [11] (0:11.28)	0:35.65 [12] (0:11.37)	0:24.28 [12] (0:11.73)	0:12.55 [14] (0:12.55)
Average Speed [km/h]	48.8	66.7	65.7	64.2	63.4	61.6	57.3
Top Speed [km/h]	66.5	67.3	66.7	65.4	64.5	62.3	60.4
Avg. Dist. to Rail [m]	13.2	6.3	3.3	1.2	0.5	2.6	5.4
Avg. Stride Freq. [Hz]	2.3	2.4	2.3	2.3	2.3	2.3	2.2
Avg. Stride Length [m]	5.9	7.8	7.7	7.6	7.6	7.4	7.2



- [] Ranking at each section and finish
- .-.- No data available at this section
- NA No data available



Horse/Jockey Name	Suspect
Final Rank	16
Fastest Section Time (Section)	0:10.62 (1200m)
Top Speed [km/h] (Section)	69.2 (1200m)
Race State	Finished

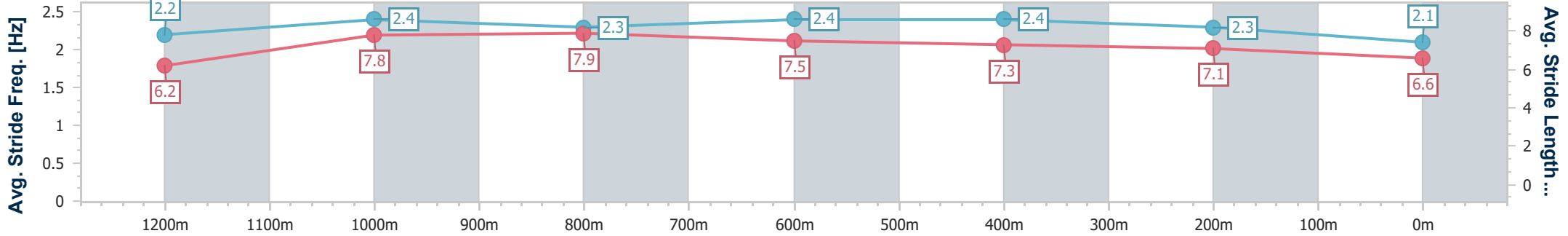
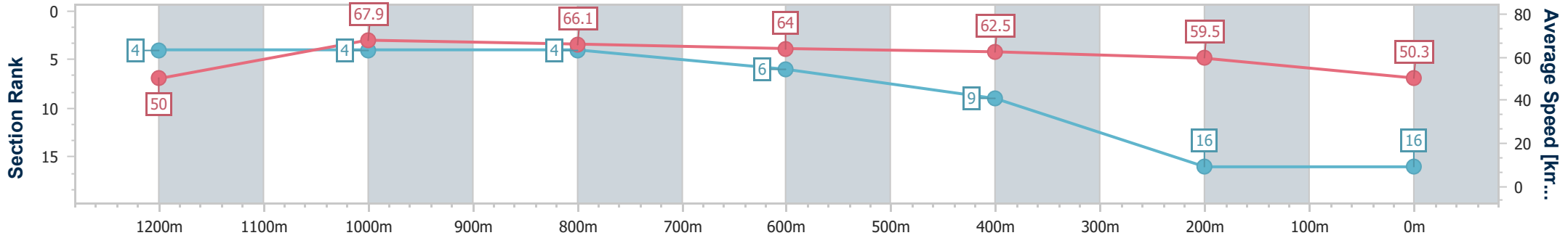


Doomben QLD Professional
Race 8: MAGIC MILLIONS GOLD COAST MARCH No Metro
Wins Handicap - 1350m
08 February 2025 - 16:28
Track Rating: Good 3, Weather: Fine, Rail Position: +2m Entire



BRISBANE
RACING CLUB

Section	Overall	1200m	1000m	800m	600m	400m	200m
Section Times	1:21.85 [16] (0:10.79)	1:11.06 [4] (0:10.62)	1:00.44 [4] (0:10.97)	0:49.47 [4] (0:11.41)	0:38.06 [6] (0:11.57)	0:26.49 [9] (0:12.15)	0:14.34 [16] (0:14.34)
Average Speed [km/h]	50.0	67.9	66.1	64.0	62.5	59.5	50.3
Top Speed [km/h]	66.5	69.2	68.4	65.4	65.1	61.6	56.6
Avg. Dist. to Rail [m]	11.1	5.6	3.7	2.2	1.1	3.0	4.1
Avg. Stride Freq. [Hz]	2.2	2.4	2.3	2.4	2.4	2.3	2.1
Avg. Stride Length [m]	6.2	7.8	7.9	7.5	7.3	7.1	6.6



- [] Ranking at each section and finish
- .-.- No data available at this section
- NA No data available



Doomben QLD Professional

Race 9: BECOME A BRC MEMBER BENCHMARK 78 Handicap - 1600m

08 February 2025 - 17:10



BRISBANE
RACING CLUB

Track Rating: Good 3, Weather: Fine, Rail Position: +2m Entire

Section		Field Times												
Overall	1400m	1200m	1000m	800m	600m	400m	Last 600m							
1:35.16 (0:14.18)	1:20.98 (0:11.50)	1:09.48 (0:11.74)	0:57.74 (0:11.77)	0:45.97 (0:11.80)	0:34.17 (0:11.66)	0:22.51 (0:10.98)	0:34.17							
Rank	TAB	Horse/Jockey	Barrier	Top Speed [km/h]	Fastest Section								Distance Travelled [m]	
1	15	THAT'S MOLLY Cejay Graham	14	67.9 400m	0:10.86 400m	1:35.16 [1] (0:14.93)	1:20.23 [9] (0:11.73)	1:08.50 [9] (0:11.75)	0:56.75 [9] (0:11.63)	0:45.12 [8] (0:11.64)	0:33.48 [9] (0:11.43)	0:22.05 [9] (0:10.86)	0:33.48	
2	14	ANEMACORE Michael Rodd	6	67.1 400m	0:10.96 400m	1:35.21 [2] (0:14.44)	1:20.77 [4] (0:11.58)	1:09.19 [4] (0:11.76)	0:57.43 [4] (0:11.72)	0:45.71 [4] (0:11.74)	0:33.97 [6] (0:11.43)	0:22.54 [3] (0:10.96)	0:33.97	-9
3	12	MASTER COPY Andrew Mallyon	1	66.0 400m	0:11.04 400m	1:35.46 [3] (0:14.60)	1:20.86 [6] (0:11.86)	1:09.00 [8] (0:11.92)	0:57.08 [8] (0:11.68)	0:45.40 [9] (0:11.56)	0:33.84 [8] (0:11.38)	0:22.46 [8] (0:11.04)	0:33.84	-6
4	13	WHISKY DREAM Emily Lang	2	65.4 400m	0:11.25 400m	1:35.50 [4] (0:14.52)	1:20.98 [5] (0:11.69)	1:09.29 [6] (0:11.84)	0:57.45 [6] (0:11.64)	0:45.81 [6] (0:11.52)	0:34.29 [4] (0:11.55)	0:22.74 [5] (0:11.25)	0:34.29	-8
5	8	EXPECTANT Georgina Cartwright	5	65.7 400m	0:11.24 400m	1:35.53 [5] (0:14.69)	1:20.84 [8] (0:11.42)	1:09.42 [5] (0:11.70)	0:57.72 [5] (0:11.73)	0:45.99 [5] (0:11.67)	0:34.32 [4] (0:11.52)	0:22.80 [4] (0:11.24)	0:34.32	-4
6	5	KORUTO Paul Hamblin	11	68.8 400m	0:10.82 400m	1:35.61 [6] (0:15.02)	1:20.59 [10] (0:11.79)	1:08.80 [10] (0:12.00)	0:56.80 [10] (0:11.70)	0:45.10 [11] (0:11.66)	0:33.44 [11] (0:11.28)	0:22.16 [11] (0:10.82)	0:33.44	-8
7	2	HADOUKEN Tahlia Fenlon	13	66.0 1400m	0:11.31 400m	1:35.74 [7] (0:14.18)	1:21.56 [1] (0:11.50)	1:10.06 [1] (0:11.74)	0:58.32 [1] (0:11.77)	0:46.55 [1] (0:11.80)	0:34.75 [1] (0:11.66)	0:23.09 [2] (0:11.31)	0:34.75	-4
8	4	YET HE MOVES Ryan Maloney	12	66.0 400m	0:11.18 400m	1:35.74 [8] (0:14.60)	1:21.14 [6] (0:11.85)	1:09.29 [7] (0:11.75)	0:57.54 [7] (0:11.70)	0:45.84 [7] (0:11.59)	0:34.25 [7] (0:11.47)	0:22.78 [7] (0:11.18)	0:34.25	-2
9	11	WITHOUT THINKING Vlad Duric	3	66.0 600m	0:11.24 400m	1:35.99 [9] (0:15.36)	1:20.63 [11] (0:11.67)	1:08.96 [11] (0:11.84)	0:57.12 [11] (0:11.59)	0:45.53 [10] (0:11.35)	0:34.18 [10] (0:11.35)	0:22.83 [10] (0:11.24)	0:34.18	-5
10	9	TRIFLING Taylor Marshall	10	64.1 1400m	0:11.58 1400m	1:37.01 [10] (0:14.28)	1:22.73 [2] (0:11.58)	1:11.15 [2] (0:11.74)	0:59.41 [2] (0:11.76)	0:47.65 [2] (0:11.67)	0:35.98 [2] (0:11.62)	0:24.36 [1] (0:11.63)	0:35.98	-3

Scratched: Hyde (#3), Defining (#7), Art By Concorde (#6), Liberty Steps (#10), Just Flying (#16)

Report Created: Sat 8 February 2025 17:26 GMT+1 (Note: Timing is based on position data)

Page 1/15

[] Ranking at each section and finish
 -:-:- No data available at this section
 NA No data available

SCN Saddle cloth number
 DNF Did not finish
 DNT Did not track

data processed by TRIPLES DATA



Doomben QLD Professional

Race 9: BECOME A BRC MEMBER BENCHMARK 78 Handicap - 1600m

08 February 2025 - 17:10



BRISBANE
RACING CLUB

Track Rating: Good 3, Weather: Fine, Rail Position: +2m Entire

Section	Overall	1400m	1200m	1000m	800m	600m	400m	Last 600m
Field Times	1:35.16 (0:14.18)	1:20.98 (0:11.50)	1:09.48 (0:11.74)	0:57.74 (0:11.77)	0:45.97 (0:11.80)	0:34.17 (0:11.66)	0:22.51 (0:10.98)	0:34.17

Rank	TAB	Horse/Jockey	Barrier	Top Speed [km/h]	Fastest Section	Distance Travelled [m]
11	1	YOUTH SPIRIT Dan McGillivray	7	65.4 Overall	0:11.60 600m	+1

Scratched: Hyde (#3), Defining (#7), Art By Concorde (#6), Liberty Steps (#10), Just Flying (#16)

[] Ranking at each section and finish
 -:-:- No data available at this section
 NA No data available

SCN Saddle cloth number
 DNF Did not finish
 DNT Did not track



Doomben QLD Professional

Race 9: BECOME A BRC MEMBER BENCHMARK 78 Handicap - 1600m

08 February 2025 - 17:10



BRISBANE
RACING CLUB

Track Rating: Good 3, Weather: Fine, Rail Position: +2m Entire

Section							200m			Last 600m
Field Times							0:11.53			0:34.17
							(0:11.53)			
Rank	TAB	Horse/Jockey	Barrier	Top Speed [km/h]	Fastest Section	Margin			Distance Travelled [m]	
1	15	THAT'S MOLLY	14	67.9	0:10.86	0:11.19 [3]	1:35.16		0:33.48	
		Cejay Graham		400m	400m	(0:11.19)				
2	14	ANEMACORE	6	67.1	0:10.96	0:11.58 [1]	0.32L		0:33.97	
		Michael Rodd		400m	400m	(0:11.58)			-9	
3	12	MASTER COPY	1	66.0	0:11.04	0:11.42 [6]	1.79L		0:33.84	
		Andrew Mallyon		400m	400m	(0:11.42)			-6	
4	13	WHISKY DREAM	2	65.4	0:11.25	0:11.49 [5]	2L		0:34.29	
		Emily Lang		400m	400m	(0:11.49)			-8	
5	8	EXPECTANT	5	65.7	0:11.24	0:11.56 [4]	2.2L		0:34.32	
		Georgina Cartwright		400m	400m	(0:11.56)			-4	
6	5	KORUTO	11	68.8	0:10.82	0:11.34 [8]	2.65L		0:33.44	
		Paul Hamblin		400m	400m	(0:11.34)			-8	
7	2	HADOUKEN	13	66.0	0:11.31	0:11.78 [2]	3.41L		0:34.75	
		Tahlia Fenlon		1400m	400m	(0:11.78)			-4	
8	4	YET HE MOVES	12	66.0	0:11.18	0:11.60 [7]	3.44L		0:34.25	
		Ryan Maloney		400m	400m	(0:11.60)			-2	
9	11	WITHOUT THINKING	3	66.0	0:11.24	0:11.59 [10]	4.88L		0:34.18	
		Vlad Duric		600m	400m	(0:11.59)			-5	
10	9	TRIFLING	10	64.1	0:11.58	0:12.73 [9]	10.87L		0:35.98	
		Taylor Marshall		1400m	1400m	(0:12.73)			-3	

Scratched: Hyde (#3), Defining (#7), Art By Concorde (#6), Liberty Steps (#10), Just Flying (#16)

Report Created: Sat 8 February 2025 17:26 GMT+1 (Note: Timing is based on position data)

Page 3/15

[] Ranking at each section and finish
 -:-:- No data available at this section
 NA No data available

SCN Saddle cloth number
 DNF Did not finish
 DNT Did not track

data processed by  **TRIPLES DATA**



Doomben QLD Professional

Race 9: BECOME A BRC MEMBER BENCHMARK 78 Handicap - 1600m

08 February 2025 - 17:10



BRISBANE
RACING CLUB

Track Rating: Good 3, Weather: Fine, Rail Position: +2m Entire

Section				200m				Last 600m		
Field Times				0:11.53 (0:11.53)				0:34.17		
Rank	TAB	Horse/Jockey	Barrier	Top Speed [km/h]	Fastest Section	Margin		Distance Travelled [m]		
11	1	YOUTH SPIRIT	7	65.4	0:11.60	0:13.38 [11]	16.35L		0:36.73	+1
		Dan McGillivray		Overall	600m	(0:13.38)				

Scratched: Hyde (#3), Defining (#7), Art By Concorde (#6), Liberty Steps (#10), Just Flying (#16)

[] Ranking at each section and finish
 -:-:- No data available at this section
 NA No data available

SCN Saddle cloth number
 DNF Did not finish
 DNT Did not track



Horse/Jockey Name	That's Molly
Final Rank	1
Fastest Section Time (Section)	0:10.86 (400m)
Top Speed [km/h] (Section)	67.9 (400m)
Race State	Finished

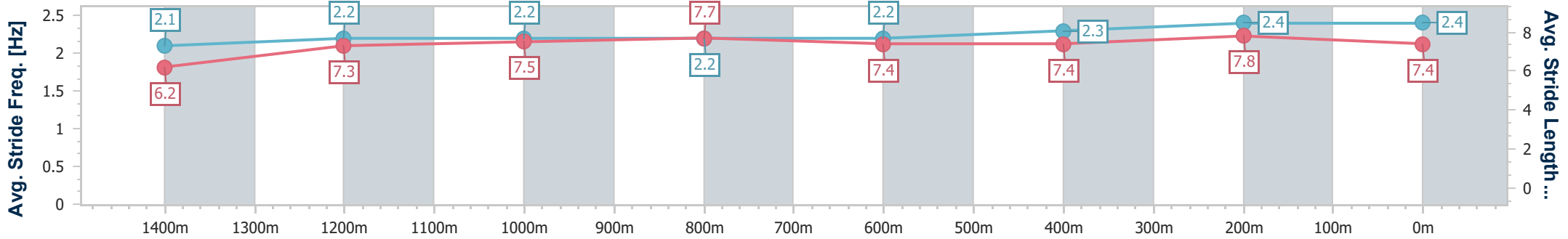
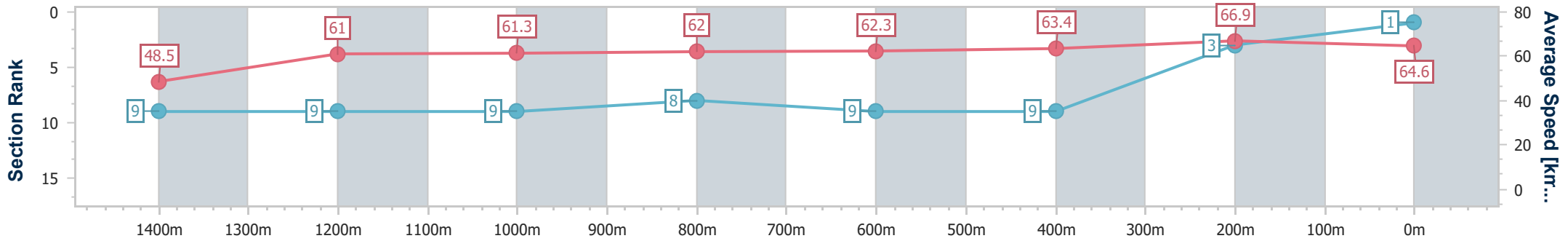


Doomben QLD Professional
Race 9: BECOME A BRC MEMBER BENCHMARK 78 Handicap - 1600m
 08 February 2025 - 17:10
 Track Rating: Good 3, Weather: Fine, Rail Position: +2m Entire



BRISBANE
RACING CLUB

Section	Overall	1400m	1200m	1000m	800m	600m	400m	200m
Section Times	1:35.16 [1] (0:14.93)	1:20.23 [9] (0:11.73)	1:08.50 [9] (0:11.75)	0:56.75 [9] (0:11.63)	0:45.12 [8] (0:11.64)	0:33.48 [9] (0:11.43)	0:22.05 [9] (0:10.86)	0:11.19 [3] (0:11.19)
Average Speed [km/h]	48.5	61.0	61.3	62.0	62.3	63.4	66.9	64.6
Top Speed [km/h]	60.5	61.7	62.2	62.8	63.8	65.4	67.9	66.6
Avg. Dist. to Rail [m]	6.4	0.3	0.4	0.3	1.3	1.6	7.2	7.3
Avg. Stride Freq. [Hz]	2.1	2.2	2.2	2.2	2.2	2.3	2.4	2.4
Avg. Stride Length [m]	6.2	7.3	7.5	7.7	7.4	7.4	7.8	7.4



- [] Ranking at each section and finish
- .-.- No data available at this section
- NA No data available



Horse/Jockey Name	Anemacore
Final Rank	2
Fastest Section Time (Section)	0:10.96 (400m)
Top Speed [km/h] (Section)	67.1 (400m)
Race State	Finished

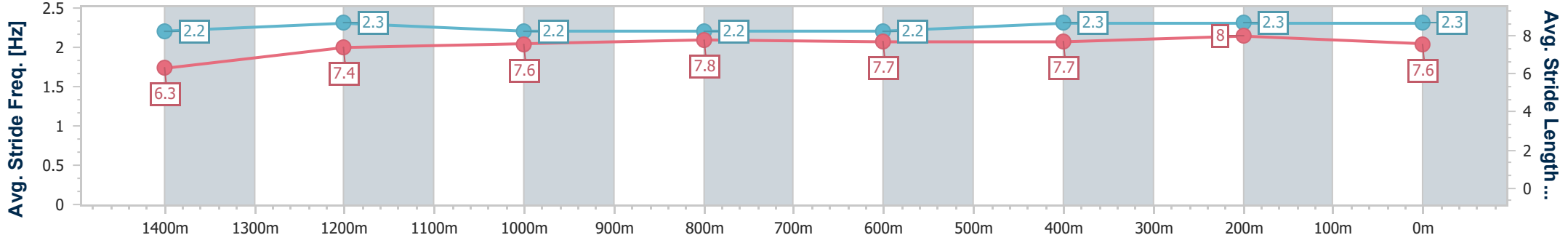
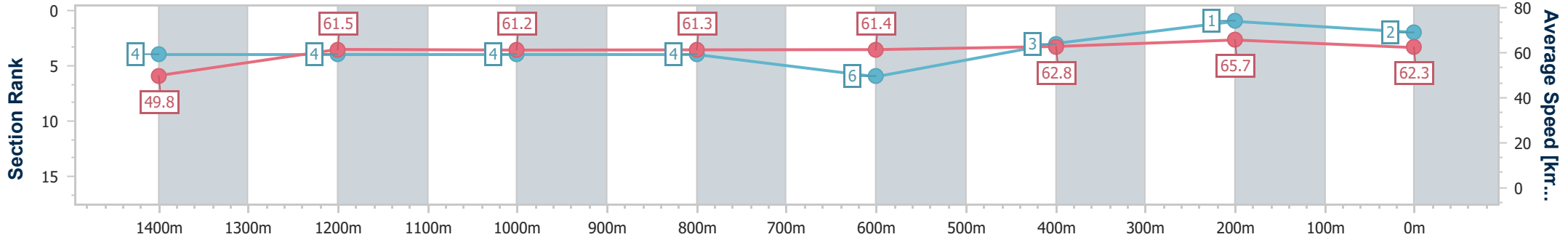


Doomben QLD Professional
Race 9: BECOME A BRC MEMBER BENCHMARK 78 Handicap - 1600m
 08 February 2025 - 17:10
 Track Rating: Good 3, Weather: Fine, Rail Position: +2m Entire



BRISBANE
RACING CLUB

Section	Overall	1400m	1200m	1000m	800m	600m	400m	200m
Section Times	1:35.21 [2] (0:14.44)	1:20.77 [4] (0:11.58)	1:09.19 [4] (0:11.76)	0:57.43 [4] (0:11.72)	0:45.71 [4] (0:11.74)	0:33.97 [6] (0:11.43)	0:22.54 [3] (0:10.96)	0:11.58 [1] (0:11.58)
Average Speed [km/h]	49.8	61.5	61.2	61.3	61.4	62.8	65.7	62.3
Top Speed [km/h]	63.4	62.7	62.5	63.3	63.5	63.7	67.1	65.1
Avg. Dist. to Rail [m]	2.1	1.9	0.3	0.7	0.2	0.8	2.9	4.8
Avg. Stride Freq. [Hz]	2.2	2.3	2.2	2.2	2.2	2.3	2.3	2.3
Avg. Stride Length [m]	6.3	7.4	7.6	7.8	7.7	7.7	8.0	7.6



- [] Ranking at each section and finish
- .-.- No data available at this section
- NA No data available



Horse/Jockey Name	Master Copy
Final Rank	3
Fastest Section Time (Section)	0:11.04 (400m)
Top Speed [km/h] (Section)	66.0 (400m)
Race State	Finished

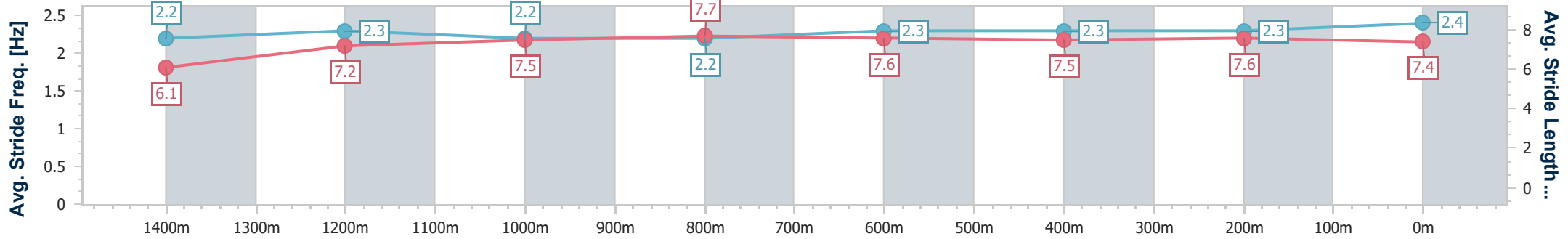
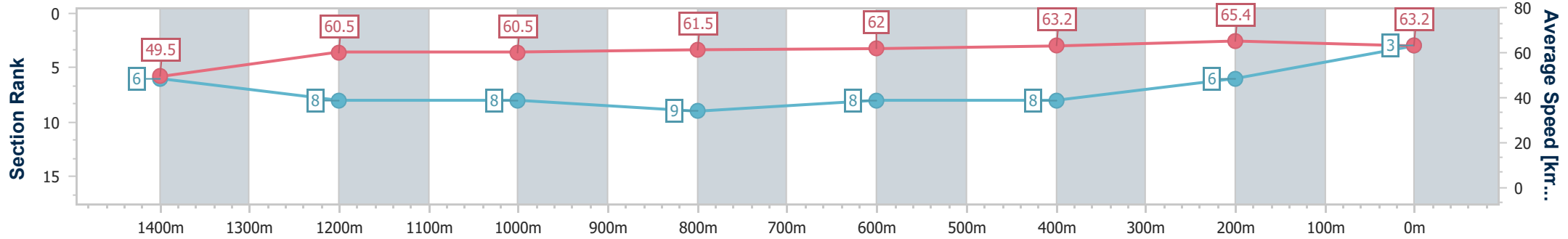


Doomben QLD Professional
Race 9: BECOME A BRC MEMBER BENCHMARK 78 Handicap - 1600m
 08 February 2025 - 17:10
 Track Rating: Good 3, Weather: Fine, Rail Position: +2m Entire



BRISBANE
RACING CLUB

Section	Overall	1400m	1200m	1000m	800m	600m	400m	200m
Section Times	1:35.46 [3] (0:14.60)	1:20.86 [6] (0:11.86)	1:09.00 [8] (0:11.92)	0:57.08 [8] (0:11.68)	0:45.40 [9] (0:11.56)	0:33.84 [8] (0:11.38)	0:22.46 [8] (0:11.04)	0:11.42 [6] (0:11.42)
Average Speed [km/h]	49.5	60.5	60.5	61.5	62.0	63.2	65.4	63.2
Top Speed [km/h]	60.8	61.0	61.6	62.2	64.7	64.8	66.0	65.0
Avg. Dist. to Rail [m]	1.5	0.3	0.5	0.3	0.5	0.3	0.6	1.3
Avg. Stride Freq. [Hz]	2.2	2.3	2.2	2.2	2.3	2.3	2.3	2.4
Avg. Stride Length [m]	6.1	7.2	7.5	7.7	7.6	7.5	7.6	7.4



- [] Ranking at each section and finish
- .-.- No data available at this section
- NA No data available



Horse/Jockey Name	Whisky Dream
Final Rank	4
Fastest Section Time (Section)	0:11.25 (400m)
Top Speed [km/h] (Section)	65.4 (400m)
Race State	Finished

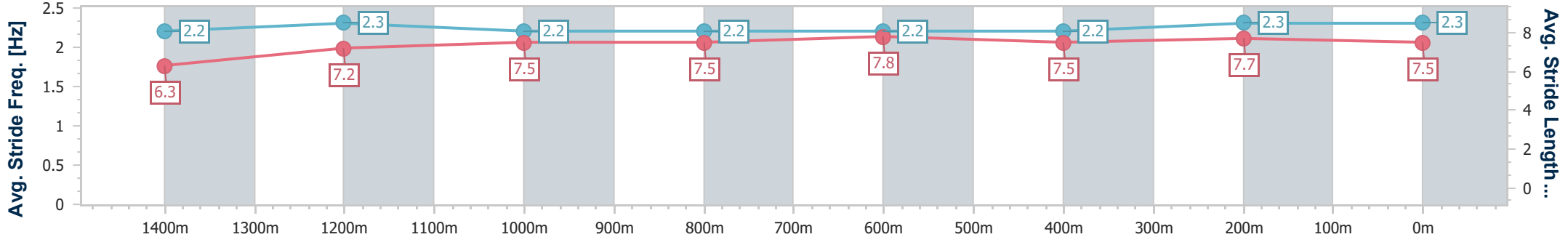
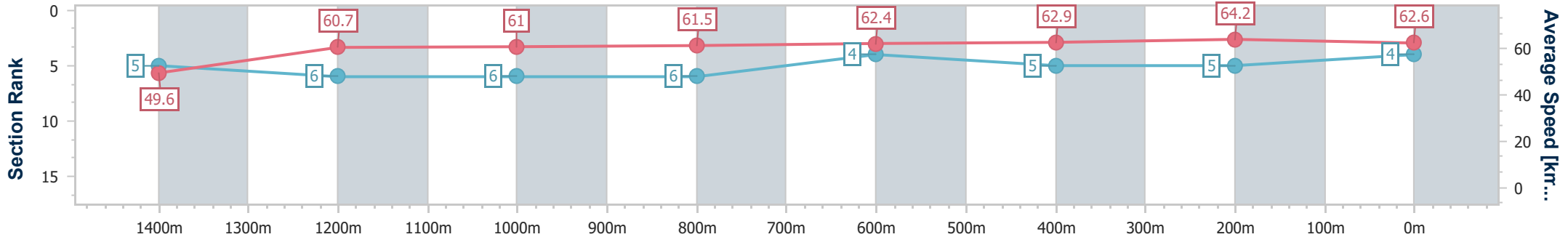


Doomben QLD Professional
Race 9: BECOME A BRC MEMBER BENCHMARK 78 Handicap - 1600m
 08 February 2025 - 17:10
 Track Rating: Good 3, Weather: Fine, Rail Position: +2m Entire



BRISBANE
RACING CLUB

Section	Overall	1400m	1200m	1000m	800m	600m	400m	200m
Section Times	1:35.50 [4] (0:14.52)	1:20.98 [5] (0:11.69)	1:09.29 [6] (0:11.84)	0:57.45 [6] (0:11.64)	0:45.81 [6] (0:11.52)	0:34.29 [4] (0:11.55)	0:22.74 [5] (0:11.25)	0:11.49 [5] (0:11.49)
Average Speed [km/h]	49.6	60.7	61.0	61.5	62.4	62.9	64.2	62.6
Top Speed [km/h]	61.1	61.4	61.5	63.2	63.3	63.5	65.4	64.6
Avg. Dist. to Rail [m]	1.6	1.9	1.2	1.6	0.7	1.1	0.6	1.0
Avg. Stride Freq. [Hz]	2.2	2.3	2.2	2.2	2.2	2.2	2.3	2.3
Avg. Stride Length [m]	6.3	7.2	7.5	7.5	7.8	7.5	7.7	7.5



- [] Ranking at each section and finish
- .-.- No data available at this section
- NA No data available



Horse/Jockey Name	Expectant
Final Rank	5
Fastest Section Time (Section)	0:11.24 (400m)
Top Speed [km/h] (Section)	65.7 (400m)
Race State	Finished

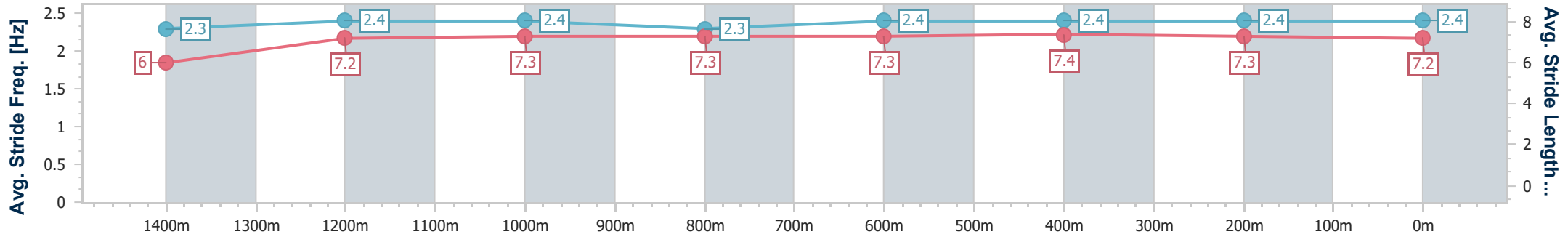
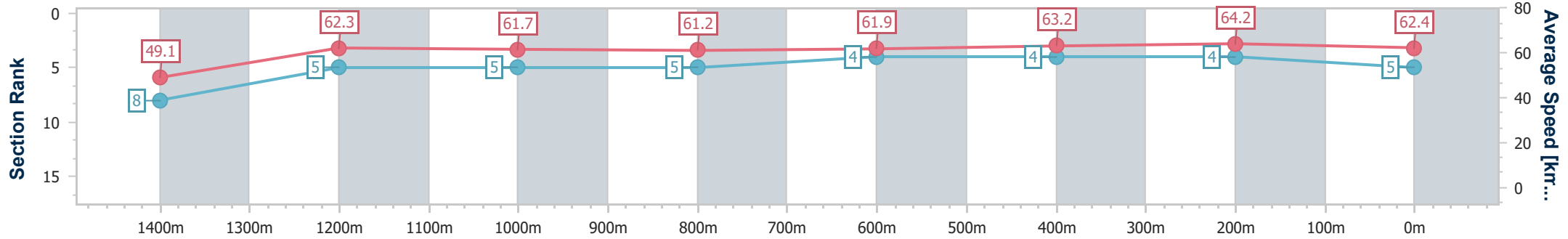


Doomben QLD Professional
Race 9: BECOME A BRC MEMBER BENCHMARK 78 Handicap - 1600m
 08 February 2025 - 17:10
 Track Rating: Good 3, Weather: Fine, Rail Position: +2m Entire



BRISBANE
RACING CLUB

Section	Overall	1400m	1200m	1000m	800m	600m	400m	200m
Section Times	1:35.53 [5] (0:14.69)	1:20.84 [8] (0:11.42)	1:09.42 [5] (0:11.70)	0:57.72 [5] (0:11.73)	0:45.99 [5] (0:11.67)	0:34.32 [4] (0:11.52)	0:22.80 [4] (0:11.24)	0:11.56 [4] (0:11.56)
Average Speed [km/h]	49.1	62.3	61.7	61.2	61.9	63.2	64.2	62.4
Top Speed [km/h]	63.5	62.8	62.2	62.8	63.6	64.2	65.7	64.3
Avg. Dist. to Rail [m]	2.0	1.6	0.3	0.2	0.9	1.4	5.1	7.3
Avg. Stride Freq. [Hz]	2.3	2.4	2.4	2.3	2.4	2.4	2.4	2.4
Avg. Stride Length [m]	6.0	7.2	7.3	7.3	7.3	7.4	7.3	7.2



- [] Ranking at each section and finish
- .-.- No data available at this section
- NA No data available



Horse/Jockey Name	Koruto
Final Rank	6
Fastest Section Time (Section)	0:10.82 (400m)
Top Speed [km/h] (Section)	68.8 (400m)
Race State	Finished



Doomben QLD Professional
Race 9: BECOME A BRC MEMBER BENCHMARK 78 Handicap - 1600m

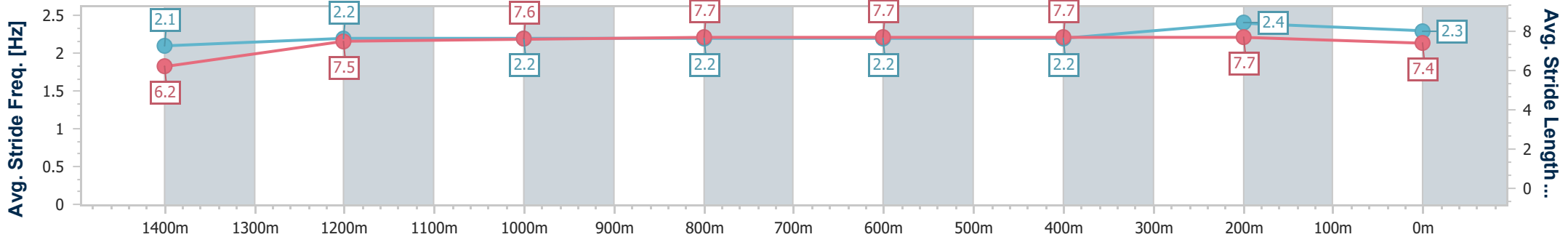
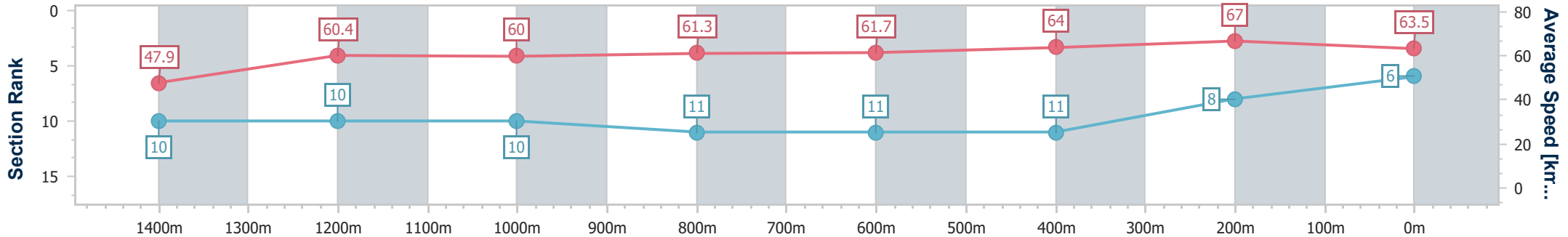


08 February 2025 - 17:10

BRISBANE RACING CLUB

Track Rating: Good 3, Weather: Fine, Rail Position: +2m Entire

Section	Overall	1400m	1200m	1000m	800m	600m	400m	200m
Section Times	1:35.61 [6] (0:15.02)	1:20.59 [10] (0:11.79)	1:08.80 [10] (0:12.00)	0:56.80 [10] (0:11.70)	0:45.10 [11] (0:11.66)	0:33.44 [11] (0:11.28)	0:22.16 [11] (0:10.82)	0:11.34 [8] (0:11.34)
Average Speed [km/h]	47.9	60.4	60.0	61.3	61.7	64.0	67.0	63.5
Top Speed [km/h]	62.0	62.2	61.3	62.4	64.1	67.2	68.8	67.9
Avg. Dist. to Rail [m]	4.0	2.0	1.3	1.1	0.5	0.6	4.5	6.3
Avg. Stride Freq. [Hz]	2.1	2.2	2.2	2.2	2.2	2.2	2.4	2.3
Avg. Stride Length [m]	6.2	7.5	7.6	7.7	7.7	7.7	7.7	7.4



- [] Ranking at each section and finish
- .-.- No data available at this section
- NA No data available



Horse/Jockey Name	Hadouken
Final Rank	7
Fastest Section Time (Section)	0:11.31 (400m)
Top Speed [km/h] (Section)	66.0 (1400m)
Race State	Finished



Doomben QLD Professional
Race 9: BECOME A BRC MEMBER BENCHMARK 78 Handicap - 1600m

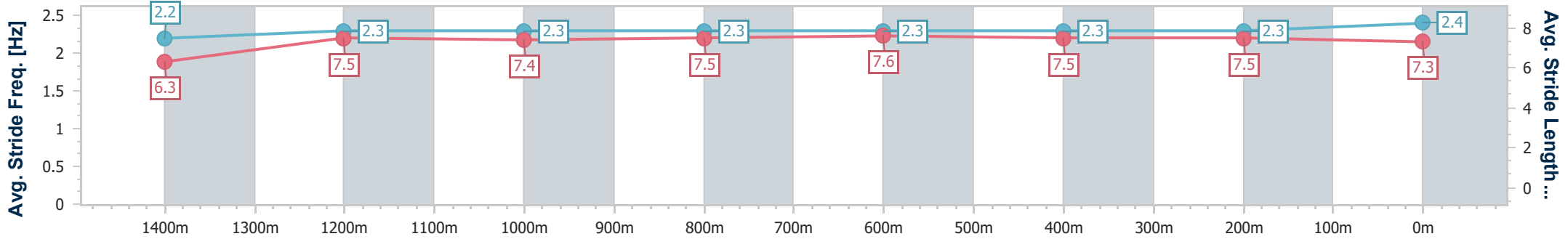
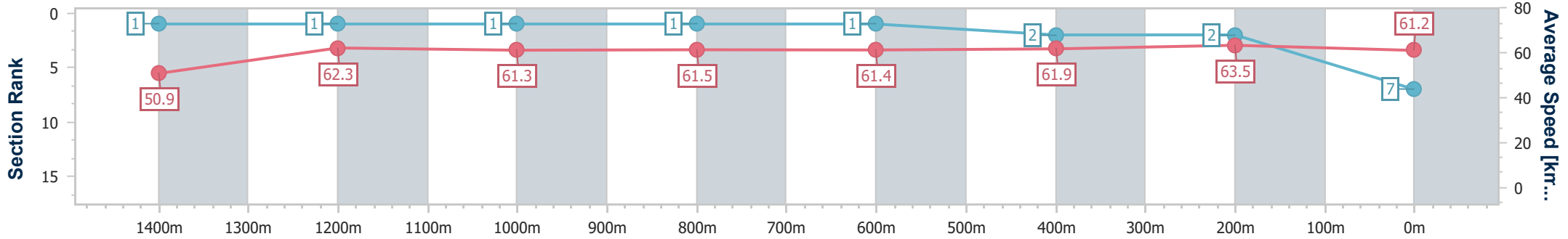


08 February 2025 - 17:10

BRISBANE RACING CLUB

Track Rating: Good 3, Weather: Fine, Rail Position: +2m Entire

Section	Overall	1400m	1200m	1000m	800m	600m	400m	200m
Section Times	1:35.74 [7] (0:14.18)	1:21.56 [1] (0:11.50)	1:10.06 [1] (0:11.74)	0:58.32 [1] (0:11.77)	0:46.55 [1] (0:11.80)	0:34.75 [1] (0:11.66)	0:23.09 [2] (0:11.31)	0:11.78 [2] (0:11.78)
Average Speed [km/h]	50.9	62.3	61.3	61.5	61.4	61.9	63.5	61.2
Top Speed [km/h]	65.6	66.0	62.2	62.4	62.8	62.7	64.6	62.8
Avg. Dist. to Rail [m]	6.2	1.0	1.3	2.2	1.6	0.6	1.6	3.9
Avg. Stride Freq. [Hz]	2.2	2.3	2.3	2.3	2.3	2.3	2.3	2.4
Avg. Stride Length [m]	6.3	7.5	7.4	7.5	7.6	7.5	7.5	7.3



- [] Ranking at each section and finish
- .-.- No data available at this section
- NA No data available



Horse/Jockey Name	Yet He Moves
Final Rank	8
Fastest Section Time (Section)	0:11.18 (400m)
Top Speed [km/h] (Section)	66.0 (400m)
Race State	Finished

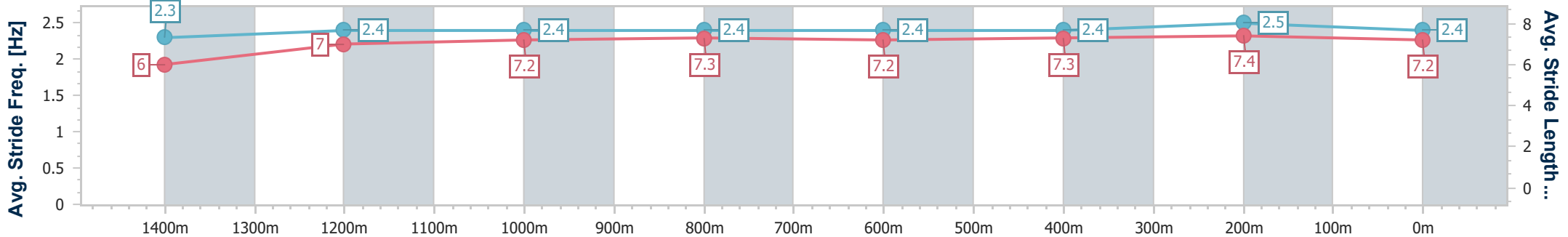
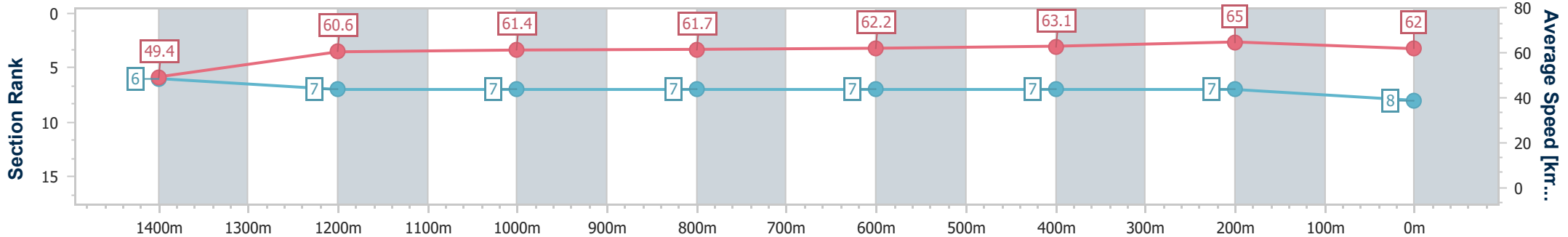


Doomben QLD Professional
Race 9: BECOME A BRC MEMBER BENCHMARK 78 Handicap - 1600m
 08 February 2025 - 17:10
 Track Rating: Good 3, Weather: Fine, Rail Position: +2m Entire



BRISBANE
RACING CLUB

Section	Overall	1400m	1200m	1000m	800m	600m	400m	200m
Section Times	1:35.74 [8] (0:14.60)	1:21.14 [6] (0:11.85)	1:09.29 [7] (0:11.75)	0:57.54 [7] (0:11.70)	0:45.84 [7] (0:11.59)	0:34.25 [7] (0:11.47)	0:22.78 [7] (0:11.18)	0:11.60 [7] (0:11.60)
Average Speed [km/h]	49.4	60.6	61.4	61.7	62.2	63.1	65.0	62.0
Top Speed [km/h]	61.7	61.9	62.5	63.3	64.2	65.3	66.0	64.9
Avg. Dist. to Rail [m]	5.0	0.5	0.4	0.6	0.7	1.0	5.4	6.4
Avg. Stride Freq. [Hz]	2.3	2.4	2.4	2.4	2.4	2.4	2.5	2.4
Avg. Stride Length [m]	6.0	7.0	7.2	7.3	7.2	7.3	7.4	7.2



- [] Ranking at each section and finish
- .-.- No data available at this section
- NA No data available



Horse/Jockey Name	Without Thinking
Final Rank	9
Fastest Section Time (Section)	0:11.24 (400m)
Top Speed [km/h] (Section)	66.0 (600m)
Race State	Finished



Doomben QLD Professional
 Race 9: BECOME A BRC MEMBER BENCHMARK 78 Handicap - 1600m

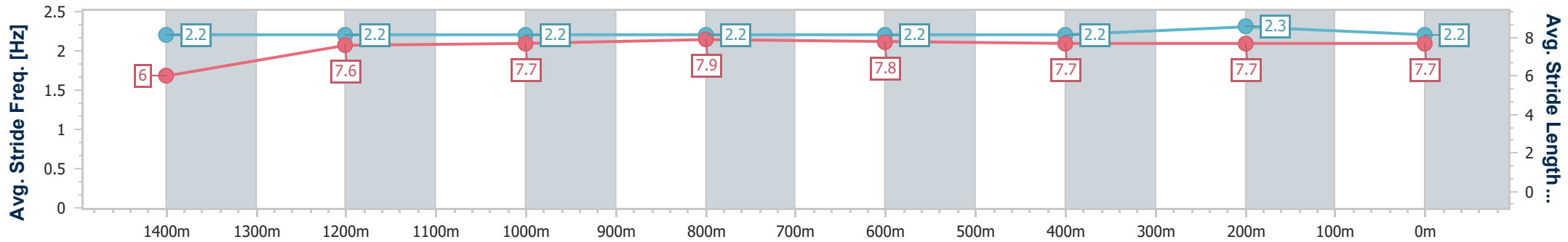
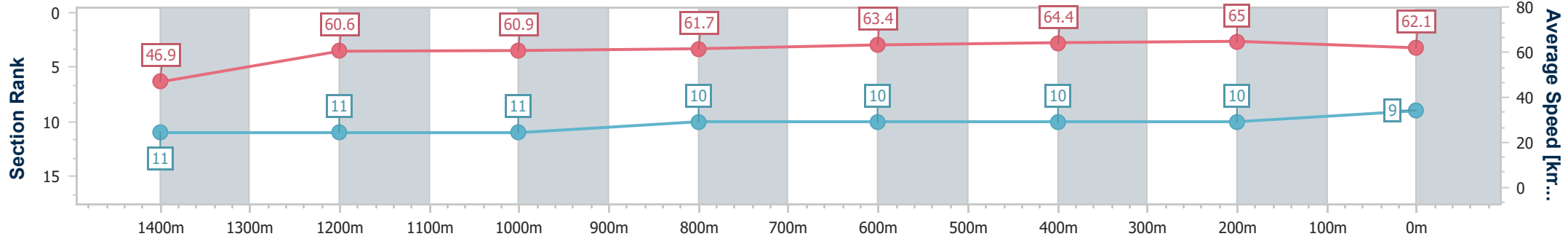


08 February 2025 - 17:10

BRISBANE RACING CLUB

Track Rating: Good 3, Weather: Fine, Rail Position: +2m Entire

Section	Overall	1400m	1200m	1000m	800m	600m	400m	200m
Section Times	1:35.99 [9] (0:15.36)	1:20.63 [11] (0:11.67)	1:08.96 [11] (0:11.84)	0:57.12 [11] (0:11.59)	0:45.53 [10] (0:11.35)	0:34.18 [10] (0:11.35)	0:22.83 [10] (0:11.24)	0:11.59 [10] (0:11.59)
Average Speed [km/h]	46.9	60.6	60.9	61.7	63.4	64.4	65.0	62.1
Top Speed [km/h]	59.2	62.0	61.6	62.4	65.1	66.0	65.9	64.7
Avg. Dist. to Rail [m]	2.0	2.9	2.1	1.9	1.2	2.7	8.5	9.5
Avg. Stride Freq. [Hz]	2.2	2.2	2.2	2.2	2.2	2.2	2.3	2.2
Avg. Stride Length [m]	6.0	7.6	7.7	7.9	7.8	7.7	7.7	7.7



- [] Ranking at each section and finish
- .-.- No data available at this section
- NA No data available



Horse/Jockey Name	Trifling
Final Rank	10
Fastest Section Time (Section)	0:11.58 (1400m)
Top Speed [km/h] (Section)	64.1 (1400m)
Race State	Finished



Doomben QLD Professional
Race 9: BECOME A BRC MEMBER BENCHMARK 78 Handicap - 1600m

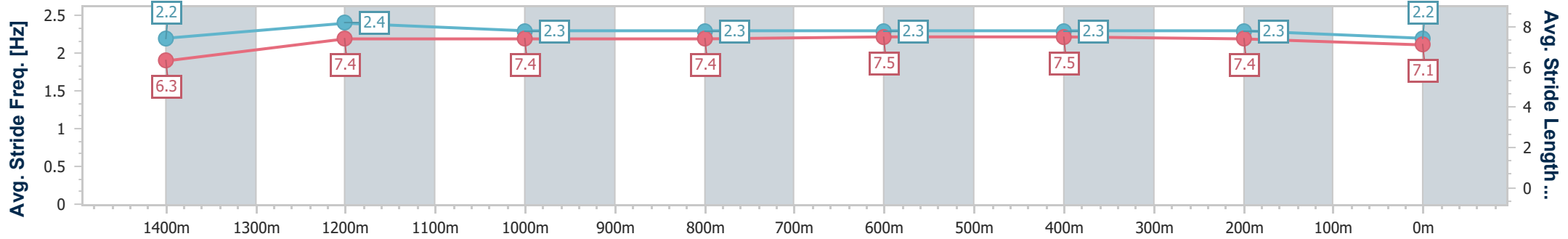
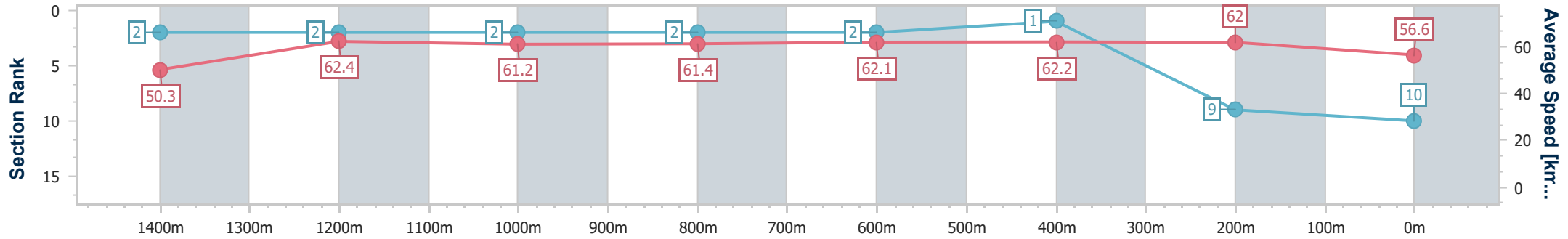


08 February 2025 - 17:10

BRISBANE RACING CLUB

Track Rating: Good 3, Weather: Fine, Rail Position: +2m Entire

Section	Overall	1400m	1200m	1000m	800m	600m	400m	200m
Section Times	1:37.01 [10] (0:14.28)	1:22.73 [2] (0:11.58)	1:11.15 [2] (0:11.74)	0:59.41 [2] (0:11.76)	0:47.65 [2] (0:11.67)	0:35.98 [2] (0:11.62)	0:24.36 [1] (0:11.63)	0:12.73 [9] (0:12.73)
Average Speed [km/h]	50.3	62.4	61.2	61.4	62.1	62.2	62.0	56.6
Top Speed [km/h]	64.0	64.1	62.5	62.4	63.2	63.4	62.8	61.2
Avg. Dist. to Rail [m]	3.3	0.5	1.6	1.4	0.8	0.8	2.8	3.8
Avg. Stride Freq. [Hz]	2.2	2.4	2.3	2.3	2.3	2.3	2.3	2.2
Avg. Stride Length [m]	6.3	7.4	7.4	7.4	7.5	7.5	7.4	7.1



- [] Ranking at each section and finish
- .-.- No data available at this section
- NA No data available



Horse/Jockey Name	Youth Spirit
Final Rank	11
Fastest Section Time (Section)	0:11.60 (600m)
Top Speed [km/h] (Section)	65.4 (Overall)
Race State	Finished

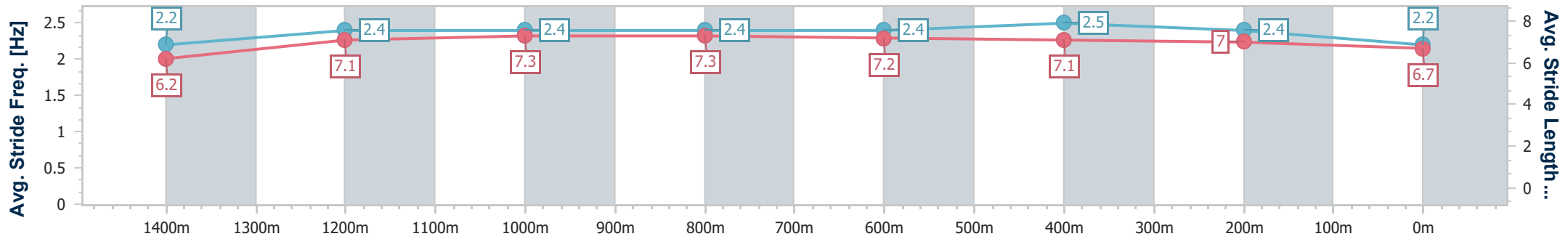
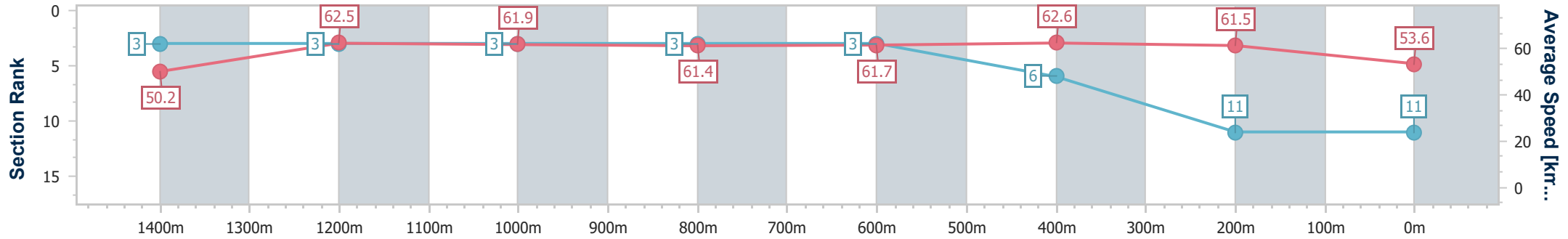


Doomben QLD Professional
Race 9: BECOME A BRC MEMBER BENCHMARK 78 Handicap - 1600m
 08 February 2025 - 17:10
 Track Rating: Good 3, Weather: Fine, Rail Position: +2m Entire



BRISBANE
RACING CLUB

Section	Overall	1400m	1200m	1000m	800m	600m	400m	200m
Section Times	1:37.94 [11] (0:14.36)	1:23.58 [3] (0:11.66)	1:11.92 [3] (0:11.65)	1:00.27 [3] (0:11.77)	0:48.50 [3] (0:11.77)	0:36.73 [3] (0:11.60)	0:25.13 [6] (0:11.75)	0:13.38 [11] (0:13.38)
Average Speed [km/h]	50.2	62.5	61.9	61.4	61.7	62.6	61.5	53.6
Top Speed [km/h]	65.4	63.7	62.4	61.9	63.0	63.1	63.2	60.1
Avg. Dist. to Rail [m]	2.9	1.5	2.3	2.2	1.7	1.2	3.9	5.5
Avg. Stride Freq. [Hz]	2.2	2.4	2.4	2.4	2.4	2.5	2.4	2.2
Avg. Stride Length [m]	6.2	7.1	7.3	7.3	7.2	7.1	7.0	6.7



- [] Ranking at each section and finish
- .-.- No data available at this section
- NA No data available



Doomben QLD Professional

Race 10: LADBROKES BLACKBOOK BENCHMARK 85 Handicap - 1200m

08 February 2025 - 17:50



BRISBANE
RACING CLUB

Track Rating: Good 3, Weather: Fine, Rail Position: +2m Entire

Section													Last 600m				
Field Times		Overall	1000m	800m	600m	400m	200m						0:34.30				
		1:09.02 (0:13.04)	0:55.98 (0:10.42)	0:45.56 (0:11.26)	0:34.30 (0:11.19)	0:23.11 (0:11.31)	0:11.80 (0:11.80)										
Rank	TAB Horse/Jockey	Barrier	Top Speed [km/h]	Fastest Section												Margin	Distance Travelled [m]
1	6 MASTER SHOWMAN Angela Jones	3	68.1 1000m	0:10.79 1000m	1:09.02 [1] (0:13.51)	0:55.51 [6] (0:10.79)	0:44.72 [7] (0:11.03)	0:33.69 [6] (0:11.21)	0:22.48 [6] (0:10.97)	0:11.51 [6] (0:11.51)	1:09.02	0:33.69					
2	13 ZOUPERB Emily Lang	9	69.1 400m	0:10.75 1000m	1:09.06 [2] (0:13.78)	0:55.28 [9] (0:10.75)	0:44.53 [9] (0:10.97)	0:33.56 [9] (0:11.21)	0:22.35 [7] (0:10.81)	0:11.54 [7] (0:11.54)	0.24L	0:33.56	+4				
3	3 LOST IN TRANSIT Cody Collis	1	70.8 1000m	0:10.60 1000m	1:09.13 [3] (0:13.39)	0:55.74 [5] (0:10.60)	0:45.14 [5] (0:11.19)	0:33.95 [5] (0:11.23)	0:22.72 [5] (0:11.07)	0:11.65 [5] (0:11.65)	0.64L	0:33.95	+1				
4	8 HURTS SO GOOD James Orman	6	69.9 Overall	0:10.64 1000m	1:09.20 [4] (0:13.28)	0:55.92 [3] (0:10.64)	0:45.28 [4] (0:11.11)	0:34.17 [3] (0:11.22)	0:22.95 [4] (0:11.03)	0:11.92 [2] (0:11.92)	1.09L	0:34.17	-1				
5	4 SHOW SOME DECORUM Andrew Mallyon	4	67.9 800m	0:10.82 1000m	1:09.26 [5] (0:13.68)	0:55.58 [8] (0:10.82)	0:44.76 [8] (0:10.98)	0:33.78 [8] (0:11.31)	0:22.47 [9] (0:11.00)	0:11.47 [9] (0:11.47)	1.4L	0:33.78	+1				
6	7 BEAUX RUMBLE Michael Rodd	7	70.6 1000m	0:10.45 1000m	1:09.34 [6] (0:13.31)	0:56.03 [4] (0:10.45)	0:45.58 [3] (0:11.28)	0:34.30 [4] (0:11.08)	0:23.22 [2] (0:11.17)	0:12.05 [3] (0:12.05)	1.88L	0:34.30	+4				
7	5 PIZARRO Ryan Maloney	14	67.9 800m	0:10.76 1000m	1:09.34 [7] (0:13.98)	0:55.36 [10] (0:10.76)	0:44.60 [10] (0:10.96)	0:33.64 [10] (0:11.30)	0:22.34 [10] (0:10.93)	0:11.41 [10] (0:11.41)	1.92L	0:33.64	+4				
8	11 AMORE VELOCE Vlad Duric	12	71.6 1000m	0:10.42 1000m	1:09.42 [8] (0:13.04)	0:56.38 [1] (0:10.42)	0:45.96 [1] (0:11.26)	0:34.70 [1] (0:11.19)	0:23.51 [1] (0:11.31)	0:12.20 [1] (0:12.20)	2.37L	0:34.70	+1				
9	1 OVIDIUS Tahlia Fenlon	5	69.4 1000m	0:10.54 1000m	1:09.61 [9] (0:13.19)	0:56.42 [2] (0:10.54)	0:45.88 [2] (0:11.16)	0:34.72 [2] (0:11.28)	0:23.44 [3] (0:11.26)	0:12.18 [4] (0:12.18)	3.51L	0:34.72	-1				
10	2 DALAVIN Martin Harley	2	68.4 1000m	0:10.70 1000m	1:09.72 [10] (0:13.57)	0:56.15 [7] (0:10.70)	0:45.45 [6] (0:11.12)	0:34.33 [7] (0:11.36)	0:22.97 [8] (0:10.95)	0:12.02 [8] (0:12.02)	4.11L	0:34.33	+1				

Scratched: La Amigo (#9), Zelgaria (#12), Blue Spinel (#14)

[] Ranking at each section and finish
 -:-:- No data available at this section
 NA No data available

SCN Saddle cloth number
 DNF Did not finish
 DNT Did not track



Doomben QLD Professional

Race 10: LADBROKES BLACKBOOK BENCHMARK 85 Handicap - 1200m

08 February 2025 - 17:50



BRISBANE
RACING CLUB

Track Rating: Good 3, Weather: Fine, Rail Position: +2m Entire

Section	Overall	1000m	800m	600m	400m	200m	Last 600m
Field Times	1:09.02 (0:13.04)	0:55.98 (0:10.42)	0:45.56 (0:11.26)	0:34.30 (0:11.19)	0:23.11 (0:11.31)	0:11.80 (0:11.80)	0:34.30

Rank	TAB	Horse/Jockey	Barrier	Top Speed [km/h]	Fastest Section	Overall	1000m	800m	600m	400m	200m	Margin	Distance Travelled [m]	
11	10	YOSHINO	10	68.2	0:10.73	1:09.88 [11]	0:55.86 [11]	0:45.13 [11]	0:34.18 [11]	0:22.87 [11]	0:11.84 [11]	5.1L	0:34.18	-2
		Jake Bayliss		1000m	1000m	(0:14.02)	(0:10.73)	(0:10.95)	(0:11.31)	(0:11.03)	(0:11.84)			

Scratched: La Amigo (#9), Zelgaria (#12), Blue Spinel (#14)

[] Ranking at each section and finish
 -:-:- No data available at this section
 NA No data available

SCN Saddle cloth number
 DNF Did not finish
 DNT Did not track



Horse/Jockey Name	Master Showman
Final Rank	1
Fastest Section Time (Section)	0:10.79 (1000m)
Top Speed [km/h] (Section)	68.1 (1000m)
Race State	Finished

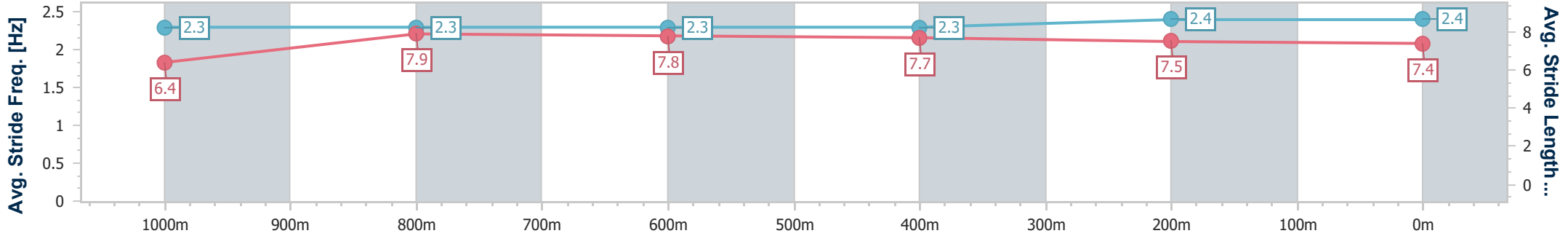
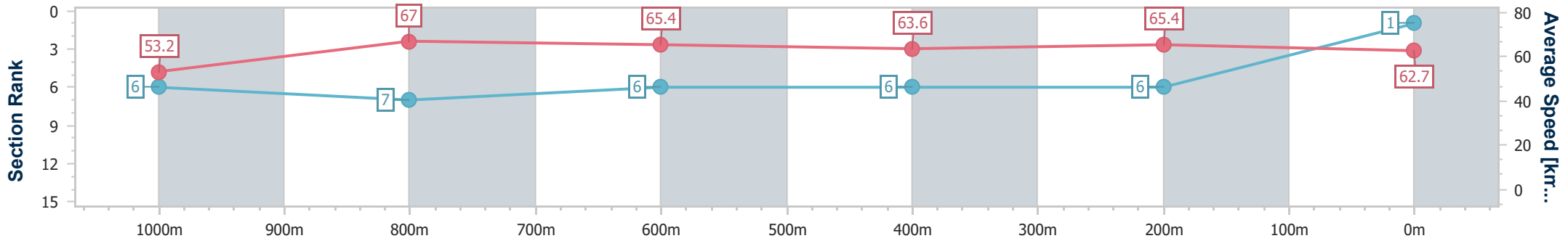


Doomben QLD Professional
Race 10: LADBROKES BLACKBOOK BENCHMARK 85
Handicap - 1200m
08 February 2025 - 17:50
Track Rating: Good 3, Weather: Fine, Rail Position: +2m Entire



BRISBANE
RACING CLUB

Section	Overall	1000m	800m	600m	400m	200m
Section Times	1:09.02 [1] (0:13.51)	0:55.51 [6] (0:10.79)	0:44.72 [7] (0:11.03)	0:33.69 [6] (0:11.21)	0:22.48 [6] (0:10.97)	0:11.51 [6] (0:11.51)
Average Speed [km/h]	53.2	67.0	65.4	63.6	65.4	62.7
Top Speed [km/h]	68.1	68.1	67.2	64.8	66.5	64.6
Avg. Dist. to Rail [m]	2.9	1.2	0.2	1.4	2.0	4.2
Avg. Stride Freq. [Hz]	2.3	2.3	2.3	2.3	2.4	2.4
Avg. Stride Length [m]	6.4	7.9	7.8	7.7	7.5	7.4



- [] Ranking at each section and finish
- .-.-.- No data available at this section
- NA No data available



Horse/Jockey Name	Zouperb
Final Rank	2
Fastest Section Time (Section)	0:10.75 (1000m)
Top Speed [km/h] (Section)	69.1 (400m)
Race State	Finished

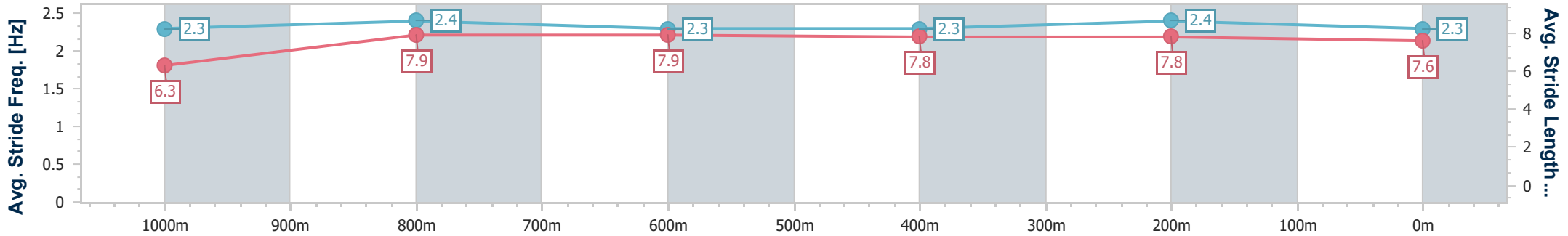
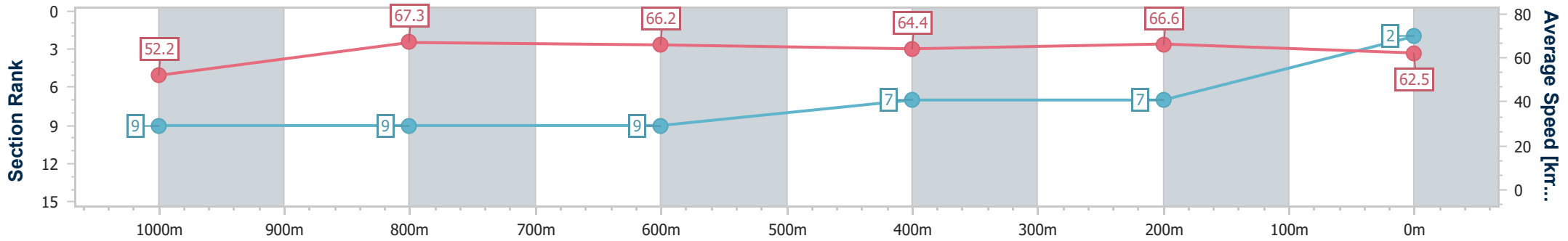


Doomben QLD Professional
Race 10: LADBROKES BLACKBOOK BENCHMARK 85
Handicap - 1200m
08 February 2025 - 17:50
Track Rating: Good 3, Weather: Fine, Rail Position: +2m Entire



BRISBANE
RACING CLUB

Section	Overall	1000m	800m	600m	400m	200m
Section Times	1:09.06 [2] (0:13.78)	0:55.28 [9] (0:10.75)	0:44.53 [9] (0:10.97)	0:33.56 [9] (0:11.21)	0:22.35 [7] (0:10.81)	0:11.54 [7] (0:11.54)
Average Speed [km/h]	52.2	67.3	66.2	64.4	66.6	62.5
Top Speed [km/h]	66.3	67.7	67.9	65.5	69.1	67.2
Avg. Dist. to Rail [m]	6.0	1.7	1.5	0.4	2.4	5.1
Avg. Stride Freq. [Hz]	2.3	2.4	2.3	2.3	2.4	2.3
Avg. Stride Length [m]	6.3	7.9	7.9	7.8	7.8	7.6



- [] Ranking at each section and finish
- .-.- No data available at this section
- NA No data available



Horse/Jockey Name	Lost In Transit
Final Rank	3
Fastest Section Time (Section)	0:10.60 (1000m)
Top Speed [km/h] (Section)	70.8 (1000m)
Race State	Finished

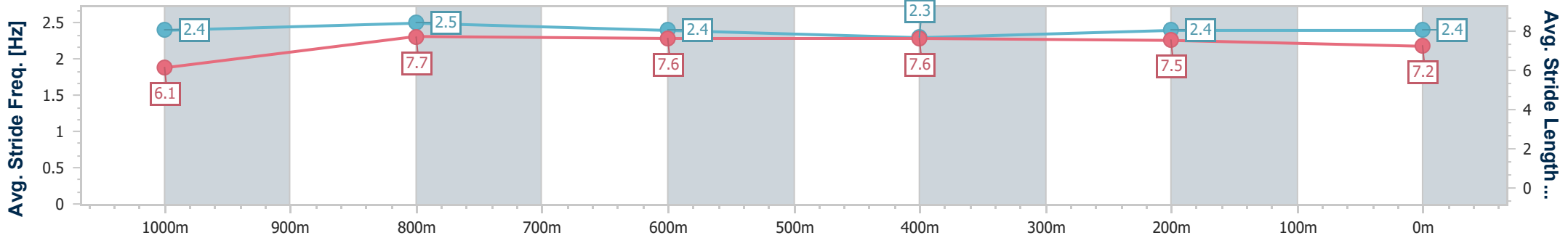
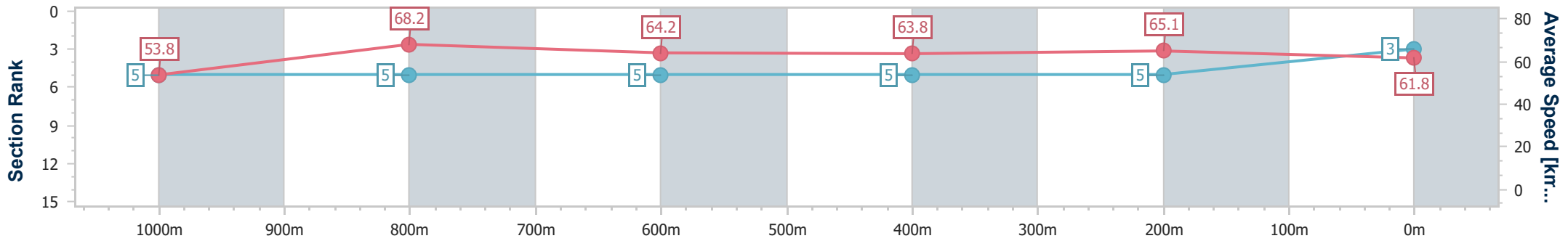


Doomben QLD Professional
Race 10: LADBROKES BLACKBOOK BENCHMARK 85
Handicap - 1200m
08 February 2025 - 17:50
Track Rating: Good 3, Weather: Fine, Rail Position: +2m Entire



BRISBANE
 RACING CLUB

Section	Overall	1000m	800m	600m	400m	200m
Section Times	1:09.13 [3] (0:13.39)	0:55.74 [5] (0:10.60)	0:45.14 [5] (0:11.19)	0:33.95 [5] (0:11.23)	0:22.72 [5] (0:11.07)	0:11.65 [5] (0:11.65)
Average Speed [km/h]	53.8	68.2	64.2	63.8	65.1	61.8
Top Speed [km/h]	69.8	70.8	69.1	65.6	66.1	64.6
Avg. Dist. to Rail [m]	0.9	0.6	0.5	0.6	1.7	3.5
Avg. Stride Freq. [Hz]	2.4	2.5	2.4	2.3	2.4	2.4
Avg. Stride Length [m]	6.1	7.7	7.6	7.6	7.5	7.2



- [] Ranking at each section and finish
- .-.- No data available at this section
- NA No data available



Horse/Jockey Name	Hurts So Good
Final Rank	4
Fastest Section Time (Section)	0:10.64 (1000m)
Top Speed [km/h] (Section)	69.9 (Overall)
Race State	Finished



Doomben QLD Professional
Race 10: LADBROKES BLACKBOOK BENCHMARK 85
Handicap - 1200m

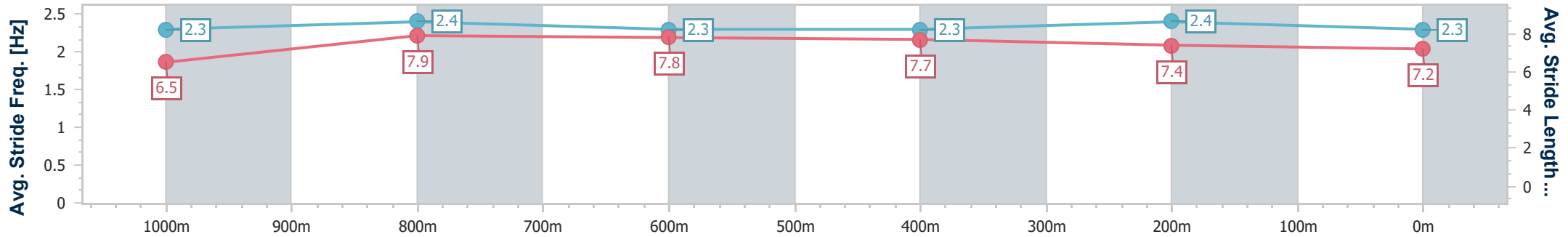
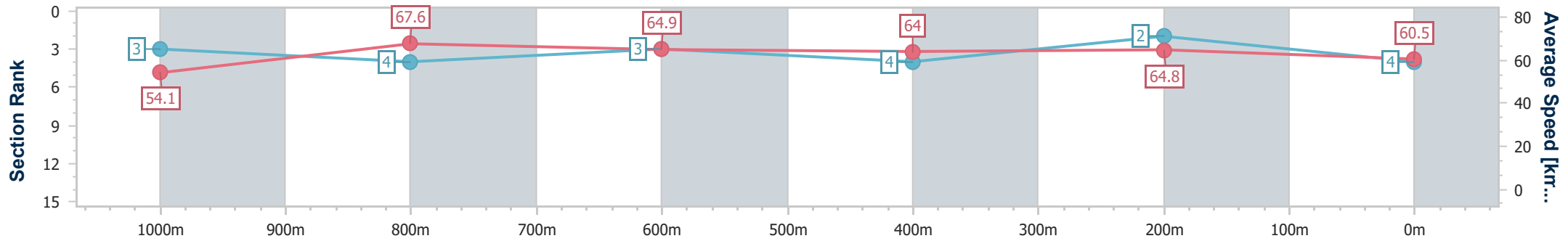
08 February 2025 - 17:50

Track Rating: Good 3, Weather: Fine, Rail Position: +2m Entire



BRISBANE
RACING CLUB

Section	Overall	1000m	800m	600m	400m	200m
Section Times	1:09.20 [4] (0:13.28)	0:55.92 [3] (0:10.64)	0:45.28 [4] (0:11.11)	0:34.17 [3] (0:11.22)	0:22.95 [4] (0:11.03)	0:11.92 [2] (0:11.92)
Average Speed [km/h]	54.1	67.6	64.9	64.0	64.8	60.5
Top Speed [km/h]	69.9	69.1	67.2	65.9	66.7	64.2
Avg. Dist. to Rail [m]	3.9	0.8	0.3	0.8	1.1	1.6
Avg. Stride Freq. [Hz]	2.3	2.4	2.3	2.3	2.4	2.3
Avg. Stride Length [m]	6.5	7.9	7.8	7.7	7.4	7.2



- [] Ranking at each section and finish
- .-.- No data available at this section
- NA No data available



Horse/Jockey Name	Show Some Decorum
Final Rank	5
Fastest Section Time (Section)	0:10.82 (1000m)
Top Speed [km/h] (Section)	67.9 (800m)
Race State	Finished

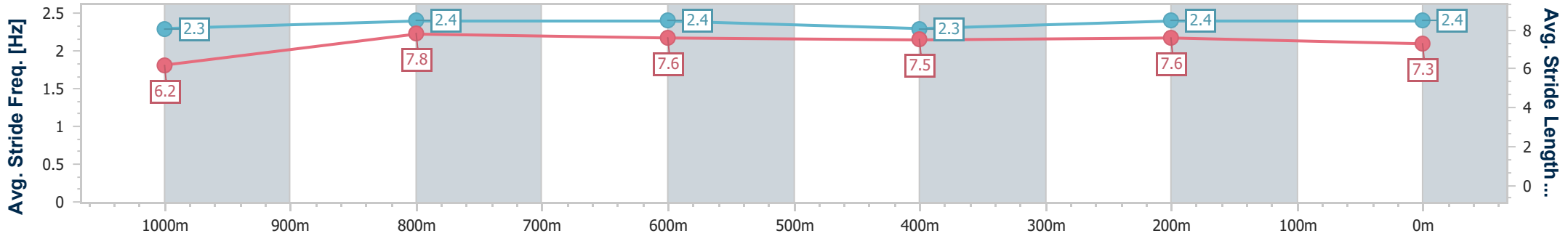
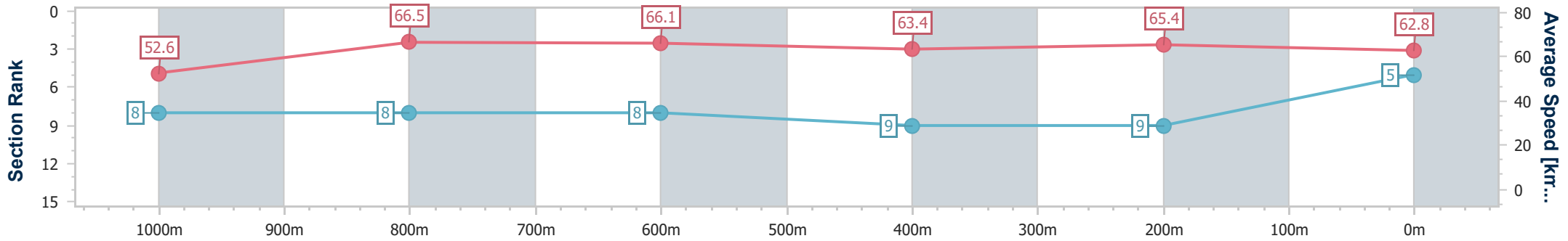


Doomben QLD Professional
Race 10: LADBROKES BLACKBOOK BENCHMARK 85
Handicap - 1200m
08 February 2025 - 17:50
Track Rating: Good 3, Weather: Fine, Rail Position: +2m Entire



BRISBANE
RACING CLUB

Section	Overall	1000m	800m	600m	400m	200m
Section Times	1:09.26 [5] (0:13.68)	0:55.58 [8] (0:10.82)	0:44.76 [8] (0:10.98)	0:33.78 [8] (0:11.31)	0:22.47 [9] (0:11.00)	0:11.47 [9] (0:11.47)
Average Speed [km/h]	52.6	66.5	66.1	63.4	65.4	62.8
Top Speed [km/h]	67.1	67.4	67.9	64.3	66.7	65.3
Avg. Dist. to Rail [m]	3.7	1.3	1.0	0.5	0.6	0.4
Avg. Stride Freq. [Hz]	2.3	2.4	2.4	2.3	2.4	2.4
Avg. Stride Length [m]	6.2	7.8	7.6	7.5	7.6	7.3



- [] Ranking at each section and finish
- .-.- No data available at this section
- NA No data available



Horse/Jockey Name	Beaux Rumble
Final Rank	6
Fastest Section Time (Section)	0:10.45 (1000m)
Top Speed [km/h] (Section)	70.6 (1000m)
Race State	Finished



Doomben QLD Professional
Race 10: LADBROKES BLACKBOOK BENCHMARK 85
Handicap - 1200m

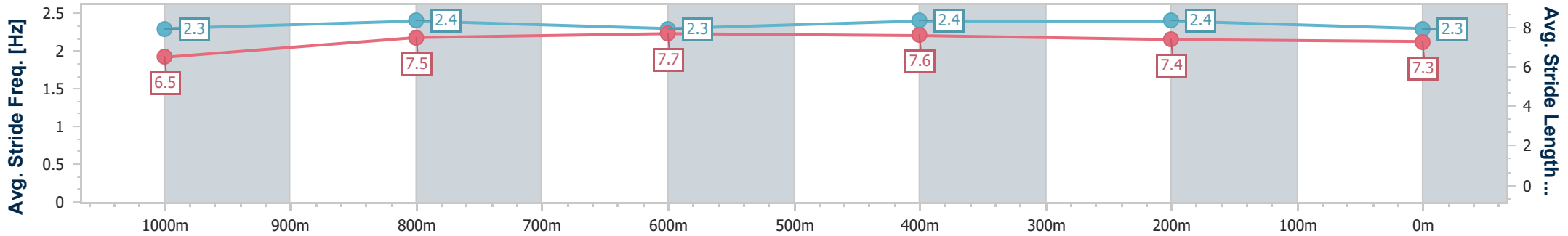
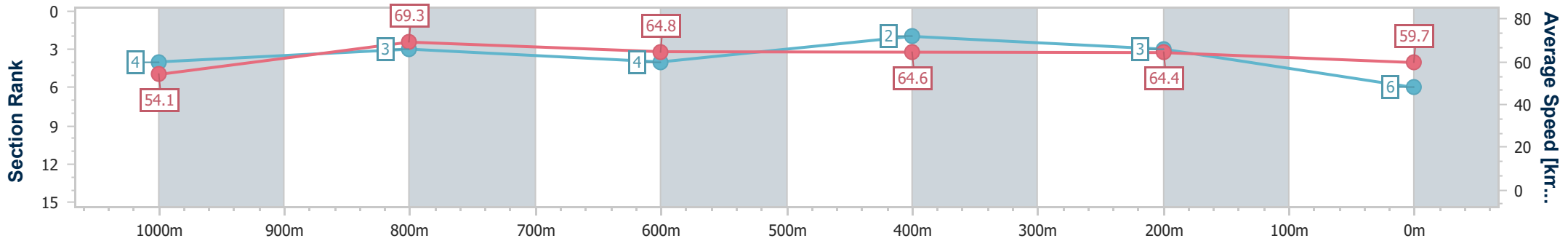
08 February 2025 - 17:50

Track Rating: Good 3, Weather: Fine, Rail Position: +2m Entire



BRISBANE
RACING CLUB

Section	Overall	1000m	800m	600m	400m	200m
Section Times	1:09.34 [6] (0:13.31)	0:56.03 [4] (0:10.45)	0:45.58 [3] (0:11.28)	0:34.30 [4] (0:11.08)	0:23.22 [2] (0:11.17)	0:12.05 [3] (0:12.05)
Average Speed [km/h]	54.1	69.3	64.8	64.6	64.4	59.7
Top Speed [km/h]	69.7	70.6	66.4	65.1	65.0	63.5
Avg. Dist. to Rail [m]	6.4	3.7	2.5	1.0	1.0	1.8
Avg. Stride Freq. [Hz]	2.3	2.4	2.3	2.4	2.4	2.3
Avg. Stride Length [m]	6.5	7.5	7.7	7.6	7.4	7.3



- [] Ranking at each section and finish
- .-.- No data available at this section
- NA No data available



Horse/Jockey Name	Pizarro
Final Rank	7
Fastest Section Time (Section)	0:10.76 (1000m)
Top Speed [km/h] (Section)	67.9 (800m)
Race State	Finished

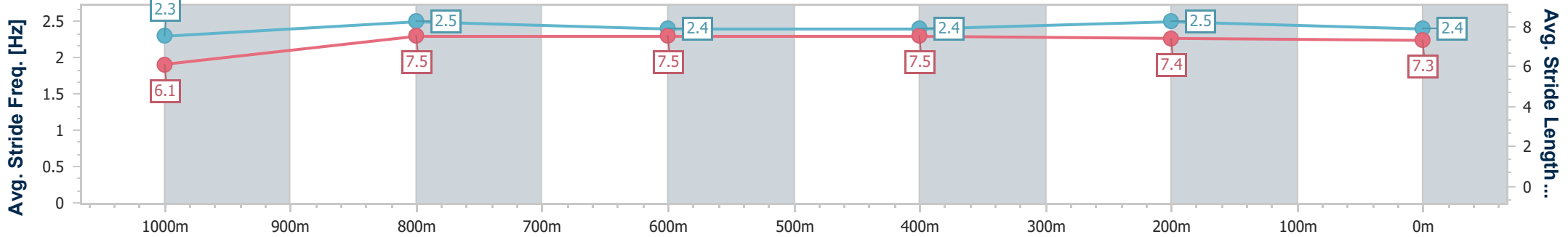
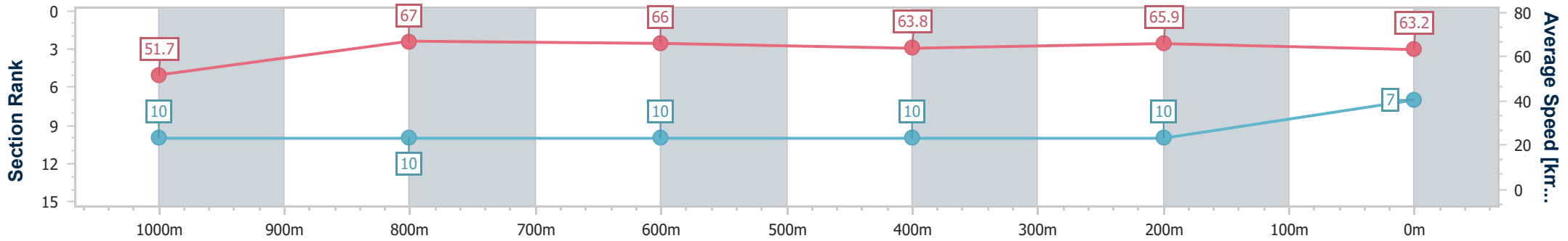


Doomben QLD Professional
Race 10: LADBROKES BLACKBOOK BENCHMARK 85
Handicap - 1200m
08 February 2025 - 17:50
Track Rating: Good 3, Weather: Fine, Rail Position: +2m Entire



BRISBANE
RACING CLUB

Section	Overall	1000m	800m	600m	400m	200m
Section Times	1:09.34 [7] (0:13.98)	0:55.36 [10] (0:10.76)	0:44.60 [10] (0:10.96)	0:33.64 [10] (0:11.30)	0:22.34 [10] (0:10.93)	0:11.41 [10] (0:11.41)
Average Speed [km/h]	51.7	67.0	66.0	63.8	65.9	63.2
Top Speed [km/h]	65.9	67.9	67.9	64.6	67.2	65.3
Avg. Dist. to Rail [m]	9.3	1.9	1.2	0.8	1.9	3.6
Avg. Stride Freq. [Hz]	2.3	2.5	2.4	2.4	2.5	2.4
Avg. Stride Length [m]	6.1	7.5	7.5	7.5	7.4	7.3



- [] Ranking at each section and finish
- .-.- No data available at this section
- NA No data available



Horse/Jockey Name	Amore Veloce
Final Rank	8
Fastest Section Time (Section)	0:10.42 (1000m)
Top Speed [km/h] (Section)	71.6 (1000m)
Race State	Finished



Doomben QLD Professional
Race 10: LADBROKES BLACKBOOK BENCHMARK 85
Handicap - 1200m

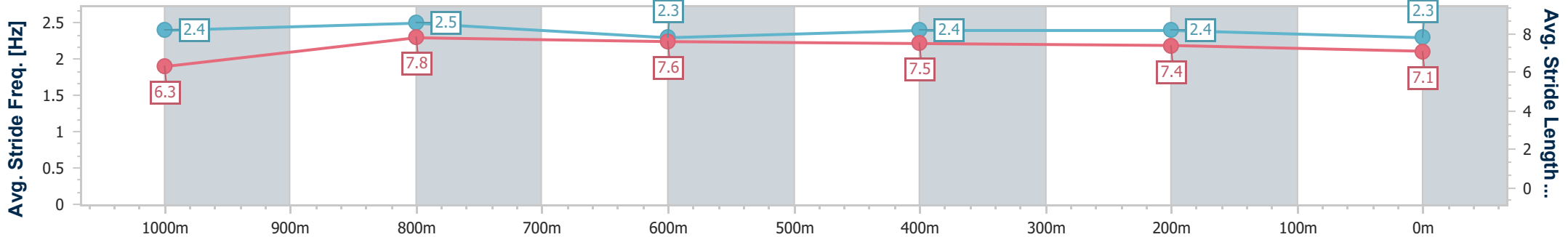
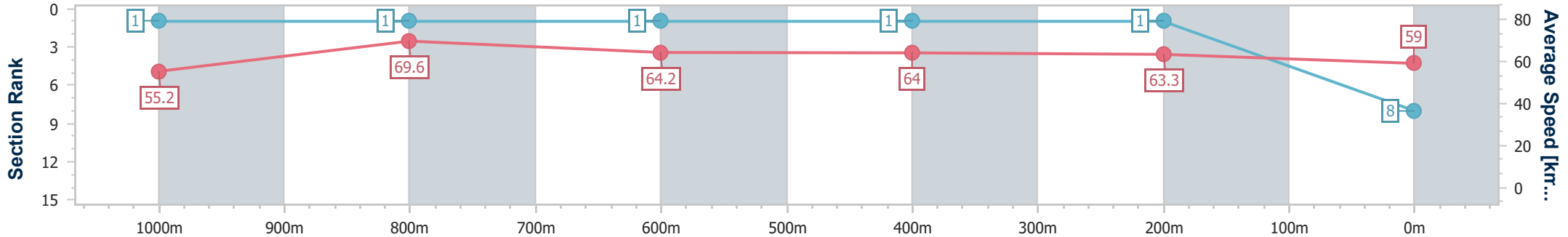
08 February 2025 - 17:50

Track Rating: Good 3, Weather: Fine, Rail Position: +2m Entire



BRISBANE
RACING CLUB

Section	Overall	1000m	800m	600m	400m	200m
Section Times	1:09.42 [8] (0:13.04)	0:56.38 [1] (0:10.42)	0:45.96 [1] (0:11.26)	0:34.70 [1] (0:11.19)	0:23.51 [1] (0:11.31)	0:12.20 [1] (0:12.20)
Average Speed [km/h]	55.2	69.6	64.2	64.0	63.3	59.0
Top Speed [km/h]	71.1	71.6	65.9	64.9	64.5	62.0
Avg. Dist. to Rail [m]	8.0	2.8	1.0	1.2	1.5	0.4
Avg. Stride Freq. [Hz]	2.4	2.5	2.3	2.4	2.4	2.3
Avg. Stride Length [m]	6.3	7.8	7.6	7.5	7.4	7.1



- [] Ranking at each section and finish
- .-.- No data available at this section
- NA No data available



Horse/Jockey Name	Ovidius
Final Rank	9
Fastest Section Time (Section)	0:10.54 (1000m)
Top Speed [km/h] (Section)	69.4 (1000m)
Race State	Finished



Doomben QLD Professional
Race 10: LADBROKES BLACKBOOK BENCHMARK 85
Handicap - 1200m

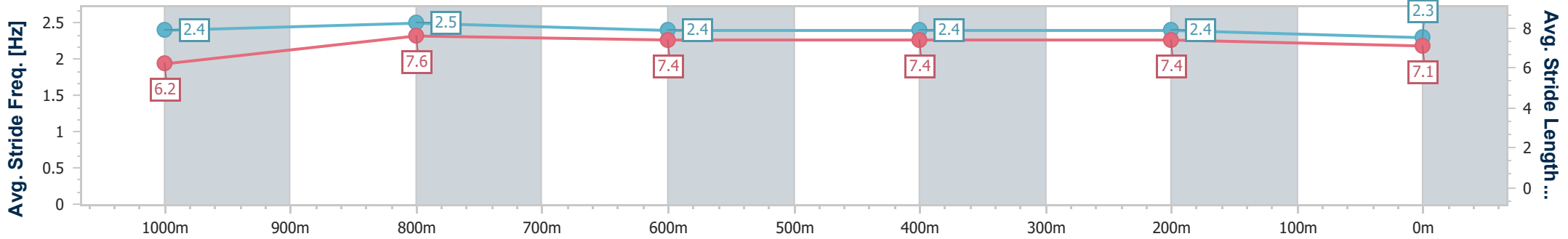
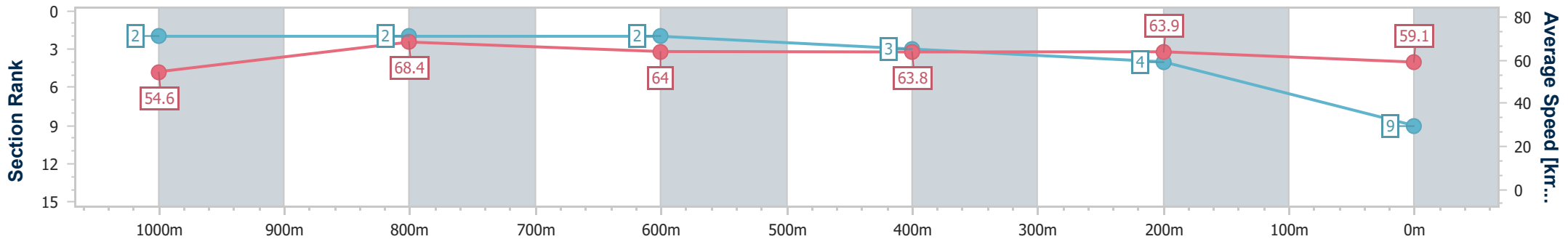
08 February 2025 - 17:50

Track Rating: Good 3, Weather: Fine, Rail Position: +2m Entire



BRISBANE
RACING CLUB

Section	Overall	1000m	800m	600m	400m	200m
Section Times	1:09.61 [9] (0:13.19)	0:56.42 [2] (0:10.54)	0:45.88 [2] (0:11.16)	0:34.72 [2] (0:11.28)	0:23.44 [3] (0:11.26)	0:12.18 [4] (0:12.18)
Average Speed [km/h]	54.6	68.4	64.0	63.8	63.9	59.1
Top Speed [km/h]	69.0	69.4	65.6	64.3	64.6	62.0
Avg. Dist. to Rail [m]	3.1	0.6	0.7	0.3	0.4	1.5
Avg. Stride Freq. [Hz]	2.4	2.5	2.4	2.4	2.4	2.3
Avg. Stride Length [m]	6.2	7.6	7.4	7.4	7.4	7.1



- [] Ranking at each section and finish
- .-.- No data available at this section
- NA No data available



Horse/Jockey Name	Dalavin
Final Rank	10
Fastest Section Time (Section)	0:10.70 (1000m)
Top Speed [km/h] (Section)	68.4 (1000m)
Race State	Finished

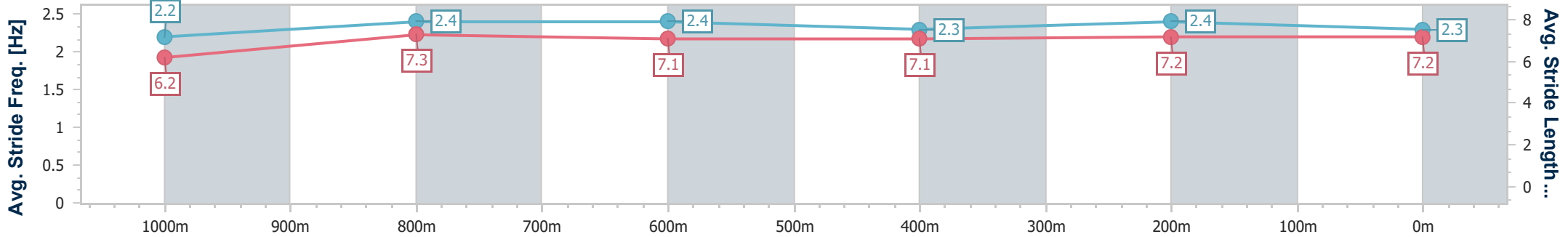
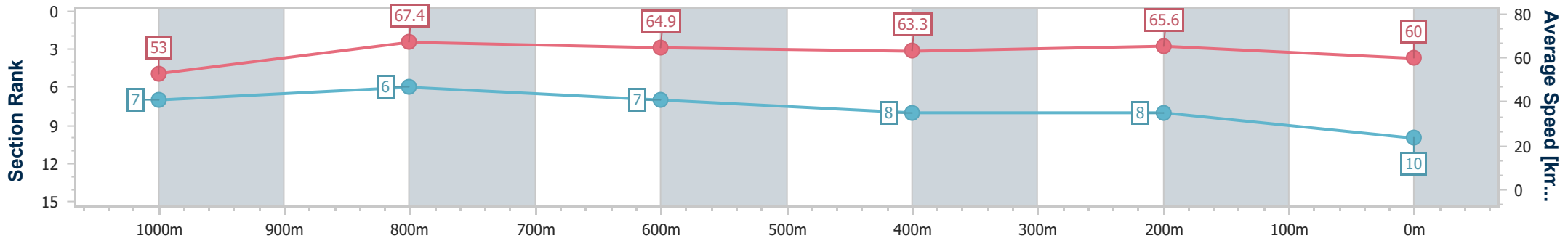


Doomben QLD Professional
Race 10: LADBROKES BLACKBOOK BENCHMARK 85
Handicap - 1200m
08 February 2025 - 17:50
Track Rating: Good 3, Weather: Fine, Rail Position: +2m Entire



BRISBANE
RACING CLUB

Section	Overall	1000m	800m	600m	400m	200m
Section Times	1:09.72 [10] (0:13.57)	0:56.15 [7] (0:10.70)	0:45.45 [6] (0:11.12)	0:34.33 [7] (0:11.36)	0:22.97 [8] (0:10.95)	0:12.02 [8] (0:12.02)
Average Speed [km/h]	53.0	67.4	64.9	63.3	65.6	60.0
Top Speed [km/h]	67.0	68.4	68.3	64.6	66.5	64.4
Avg. Dist. to Rail [m]	1.7	0.2	0.5	0.4	1.4	0.8
Avg. Stride Freq. [Hz]	2.2	2.4	2.4	2.3	2.4	2.3
Avg. Stride Length [m]	6.2	7.3	7.1	7.1	7.2	7.2



- [] Ranking at each section and finish
- .-.- No data available at this section
- NA No data available



Horse/Jockey Name	Yoshino
Final Rank	11
Fastest Section Time (Section)	0:10.73 (1000m)
Top Speed [km/h] (Section)	68.2 (1000m)
Race State	Finished

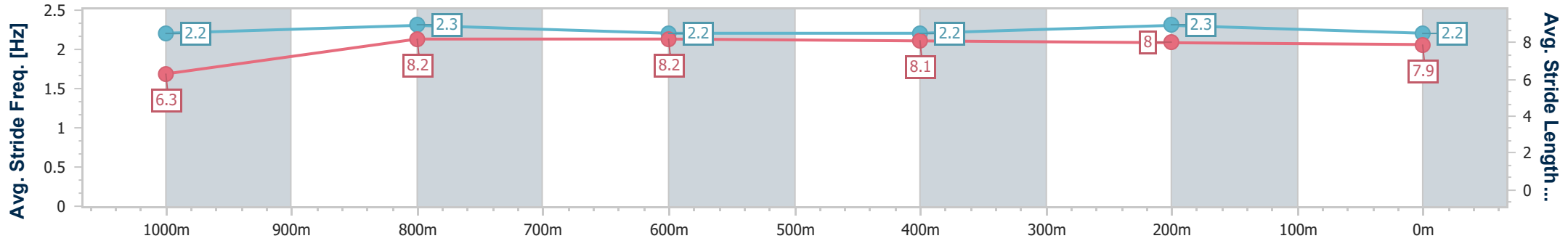
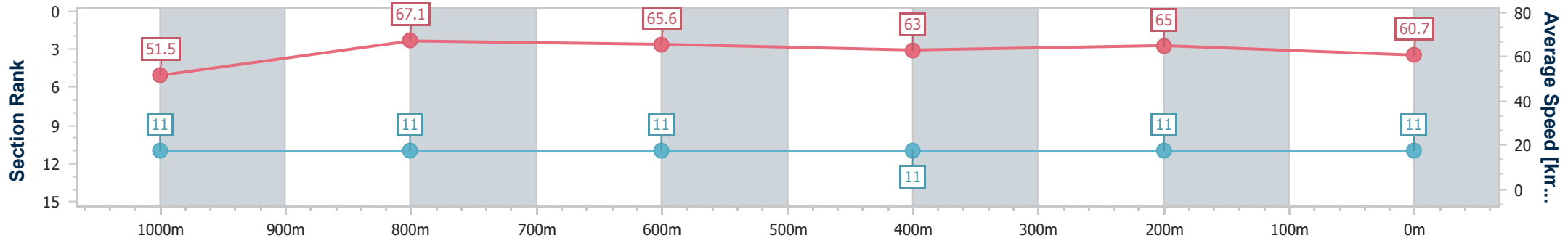


Doomben QLD Professional
Race 10: LADBROKES BLACKBOOK BENCHMARK 85
Handicap - 1200m
08 February 2025 - 17:50
Track Rating: Good 3, Weather: Fine, Rail Position: +2m Entire



BRISBANE
RACING CLUB

Section	Overall	1000m	800m	600m	400m	200m
Section Times	1:09.88 [11] (0:14.02)	0:55.86 [11] (0:10.73)	0:45.13 [11] (0:10.95)	0:34.18 [11] (0:11.31)	0:22.87 [11] (0:11.03)	0:11.84 [11] (0:11.84)
Average Speed [km/h]	51.5	67.1	65.6	63.0	65.0	60.7
Top Speed [km/h]	65.6	68.2	66.5	63.8	66.4	64.4
Avg. Dist. to Rail [m]	7.0	0.4	0.2	1.3	2.0	0.9
Avg. Stride Freq. [Hz]	2.2	2.3	2.2	2.2	2.3	2.2
Avg. Stride Length [m]	6.3	8.2	8.2	8.1	8.0	7.9



- [] Ranking at each section and finish
- .-.- No data available at this section
- NA No data available