



# Aquis Park Gold Coast QLD Professional

## Race 1: KPI QTIS Two-Year-Old Maiden Plate - 1000m



08 February 2025 - 14:15

Track Rating: Soft 5, Weather: Fine, Rail Position: +5m 900m-W/Post; +3m Remainder

Section		Overall									Last 600m		
Field Times		0:57.88									0:34.23		
		(0:13.18)											
		800m											
		0:44.70											
		(0:10.47)											
		600m											
		0:34.23											
		(0:10.97)											
		400m											
		0:23.26											
		(0:11.36)											
		200m											
		0:11.90											
		(0:11.90)											
											0:34.23		
Rank	TAB	Horse/Jockey	Barrier	Top Speed [km/h]	Fastest Section	Overall	800m	600m	400m	200m	Margin	Last 600m	Distance Travelled [m]
1	6	LUCKY LASS	9	70.1	0:10.47	0:57.88 [1]	0:44.70 [1]	0:34.23 [1]	0:23.26 [1]	0:11.90 [1]	0:57.88	0:34.23	
		Anthony Allen		800m	800m	(0:13.18)	(0:10.47)	(0:10.97)	(0:11.36)	(0:11.90)			
2	10	STEFFI ELECTRICA	1	69.8	0:10.51	0:58.15 [2]	0:44.71 [4]	0:34.20 [3]	0:23.24 [3]	0:12.08 [2]	1.5L	0:34.20	-4
		Sean Cormack		800m	800m	(0:13.44)	(0:10.51)	(0:10.96)	(0:11.16)	(0:12.08)			
3	9	SECRET ROSE	4	69.6	0:10.58	0:58.16 [3]	0:44.55 [7]	0:33.97 [5]	0:23.01 [5]	0:11.84 [5]	1.6L	0:33.97	-2
		Dylan Turner		Overall	800m	(0:13.61)	(0:10.58)	(0:10.96)	(0:11.17)	(0:11.84)			
4	2	CARACENI	3	69.2	0:10.70	0:58.19 [4]	0:44.70 [5]	0:34.00 [6]	0:22.91 [6]	0:11.62 [6]	1.8L	0:34.00	+3
		Jace McMurray		800m	800m	(0:13.49)	(0:10.70)	(0:11.09)	(0:11.29)	(0:11.62)			
5	1	ARGENTUM ROCK	6	68.8	0:10.91	0:58.58 [5]	0:44.99 [6]	0:34.08 [9]	0:23.03 [9]	0:11.80 [8]	4.1L	0:34.08	+2
		Yvette Lewis		Overall	800m	(0:13.59)	(0:10.91)	(0:11.05)	(0:11.23)	(0:11.80)			
6	5	CASTIGLIONE	7	70.8	0:10.64	0:58.60 [6]	0:45.19 [3]	0:34.55 [4]	0:23.59 [4]	0:12.34 [3]	4.2L	0:34.55	+7
		Siobhan Rutledge		800m	800m	(0:13.41)	(0:10.64)	(0:10.96)	(0:11.25)	(0:12.34)			
7	7	PRESTIGE ICE	5	68.5	0:10.69	0:58.73 [7]	0:44.93 [9]	0:34.24 [8]	0:23.31 [8]	0:11.97 [7]	5L	0:34.24	+0
		Ryan Curatolo		800m	800m	(0:13.80)	(0:10.69)	(0:10.93)	(0:11.34)	(0:11.97)			
8	3	CYBER CITY	2	70.0	0:10.49	0:59.05 [8]	0:45.87 [2]	0:35.38 [2]	0:24.33 [2]	0:12.76 [4]	6.8L	0:35.38	-3
		Michael Cahill		800m	800m	(0:13.18)	(0:10.49)	(0:11.05)	(0:11.57)	(0:12.76)			
9	4	PRESTIGE PAK	8	69.1	0:10.85	0:59.50 [9]	0:45.87 [8]	0:35.02 [7]	0:24.08 [7]	0:12.49 [9]	9.3L	0:35.02	+6
		Noriyuki Masuda		800m	800m	(0:13.63)	(0:10.85)	(0:10.94)	(0:11.59)	(0:12.49)			

Scratched: Son Of A Lie (#11), Mhasahn (#12), Profoundly (#8)



Horse/Jockey Name	Lucky Lass
Final Rank	1
Fastest Section Time (Section)	0:10.47 (800m)
Top Speed [km/h] (Section)	70.1 (800m)
Race State	Finished

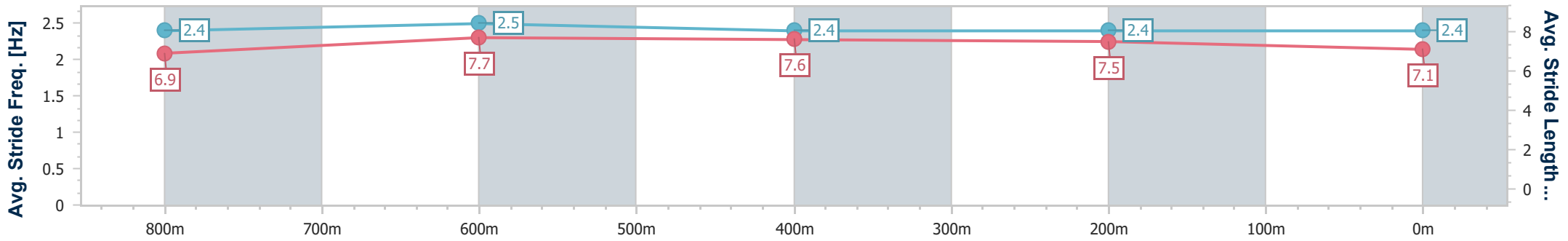
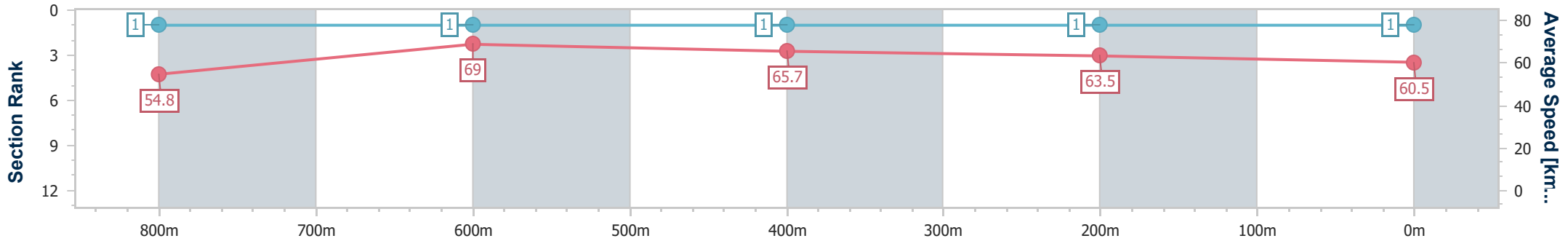


Aquis Park Gold Coast QLD Professional  
Race 1: KPI QTIS Two-Year-Old Maiden Plate - 1000m



08 February 2025 - 14:15  
Track Rating: Soft 5, Weather: Fine, Rail Position: +5m 900m-  
W/Post; +3m Remainder

Section	Overall	800m	600m	400m	200m
Section Times	0:57.88 [1] (0:13.18)	0:44.70 [1] (0:10.47)	0:34.23 [1] (0:10.97)	0:23.26 [1] (0:11.36)	0:11.90 [1] (0:11.90)
Average Speed [km/h]	54.8	69.0	65.7	63.5	60.5
Top Speed [km/h]	69.6	70.1	67.0	65.0	62.9
Avg. Dist. to Rail [m]	6.7	0.8	0.7	2.1	4.6
Avg. Stride Freq. [Hz]	2.4	2.5	2.4	2.4	2.4
Avg. Stride Length [m]	6.9	7.7	7.6	7.5	7.1



- [ ] Ranking at each section and finish
- .-.- No data available at this section
- NA No data available



Horse/Jockey Name	Steffi Electrica
Final Rank	2
Fastest Section Time (Section)	0:10.51 (800m)
Top Speed [km/h] (Section)	69.8 (800m)
Race State	Finished

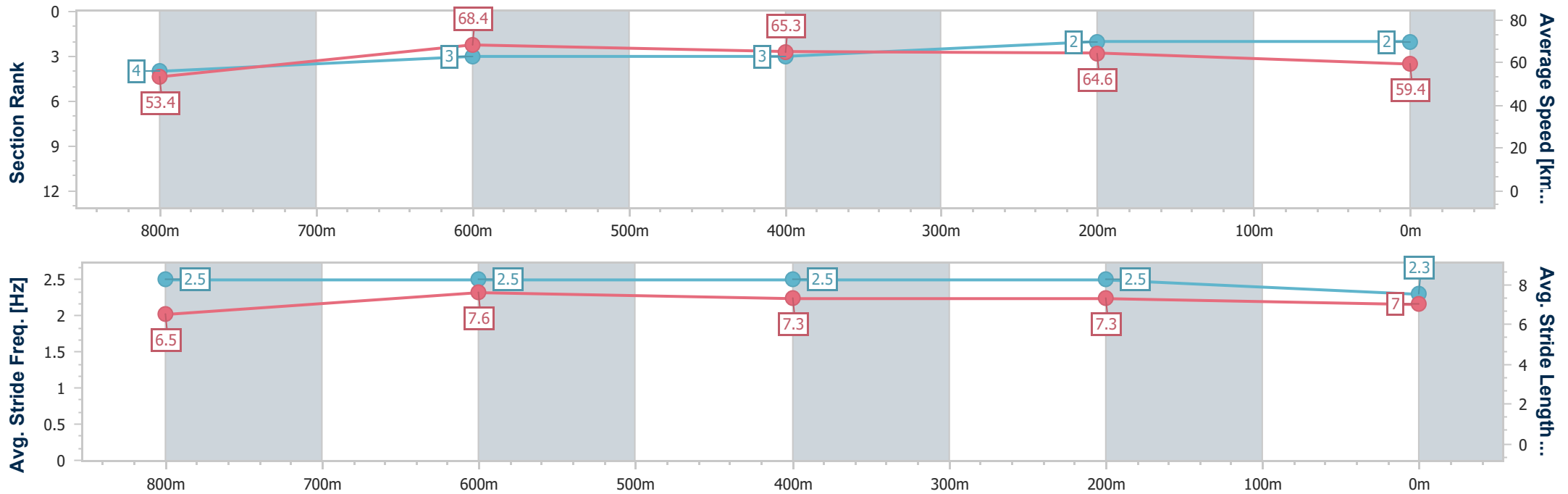


Aquis Park Gold Coast QLD Professional  
Race 1: KPI QTIS Two-Year-Old Maiden Plate - 1000m



08 February 2025 - 14:15  
Track Rating: Soft 5, Weather: Fine, Rail Position: +5m 900m-  
W/Post; +3m Remainder

Section	Overall	800m	600m	400m	200m
Section Times	0:58.15 [2] (0:13.44)	0:44.71 [4] (0:10.51)	0:34.20 [3] (0:10.96)	0:23.24 [3] (0:11.16)	0:12.08 [2] (0:12.08)
Average Speed [km/h]	53.4	68.4	65.3	64.6	59.4
Top Speed [km/h]	69.5	69.8	66.4	66.3	62.5
Avg. Dist. to Rail [m]	3.0	1.1	1.0	1.4	4.1
Avg. Stride Freq. [Hz]	2.5	2.5	2.5	2.5	2.3
Avg. Stride Length [m]	6.5	7.6	7.3	7.3	7.0



- [ ] Ranking at each section and finish
- .-.- No data available at this section
- NA No data available



Horse/Jockey Name	Secret Rose
Final Rank	3
Fastest Section Time (Section)	0:10.58 (800m)
Top Speed [km/h] (Section)	69.6 (Overall)
Race State	Finished

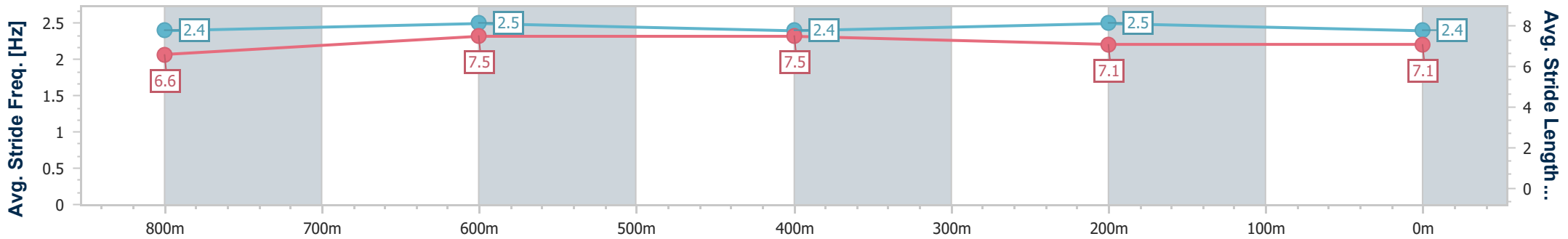
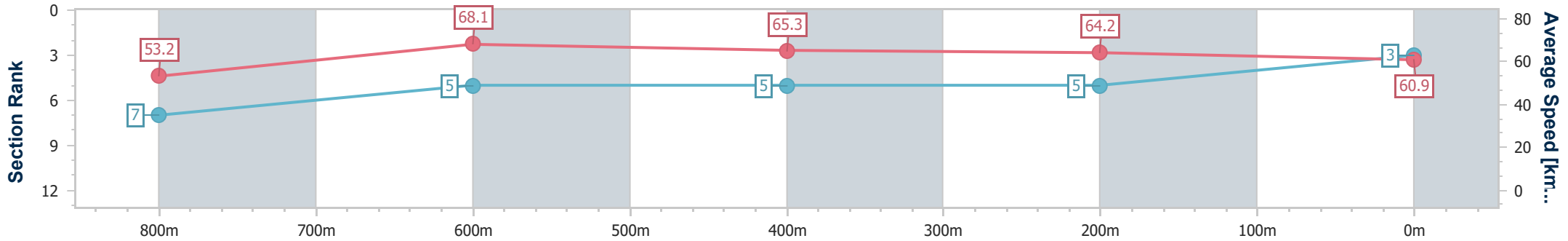


Aquis Park Gold Coast QLD Professional  
Race 1: KPI QTIS Two-Year-Old Maiden Plate - 1000m



08 February 2025 - 14:15  
Track Rating: Soft 5, Weather: Fine, Rail Position: +5m 900m-  
W/Post; +3m Remainder

Section	Overall	800m	600m	400m	200m
Section Times	0:58.16 [3] (0:13.61)	0:44.55 [7] (0:10.58)	0:33.97 [5] (0:10.96)	0:23.01 [5] (0:11.17)	0:11.84 [5] (0:11.84)
Average Speed [km/h]	53.2	68.1	65.3	64.2	60.9
Top Speed [km/h]	69.6	69.1	67.6	65.4	63.6
Avg. Dist. to Rail [m]	4.7	0.8	1.4	0.9	2.0
Avg. Stride Freq. [Hz]	2.4	2.5	2.4	2.5	2.4
Avg. Stride Length [m]	6.6	7.5	7.5	7.1	7.1



- [ ] Ranking at each section and finish
- .-.- No data available at this section
- NA No data available



Horse/Jockey Name	Caraceni
Final Rank	4
Fastest Section Time (Section)	0:10.70 (800m)
Top Speed [km/h] (Section)	69.2 (800m)
Race State	Finished

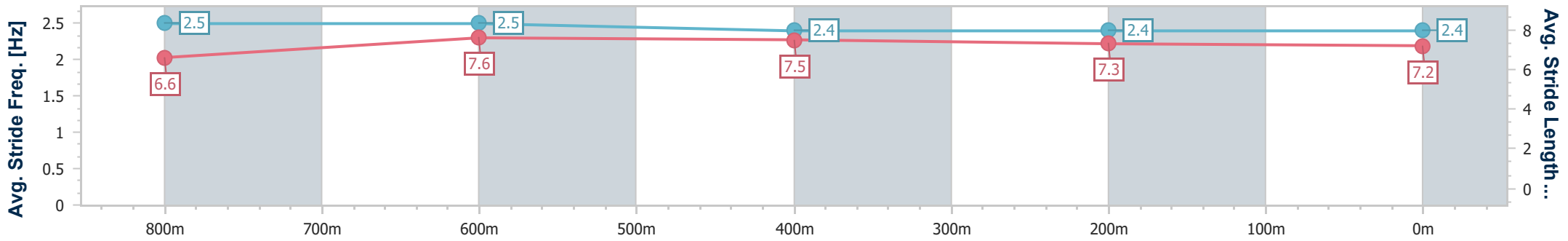
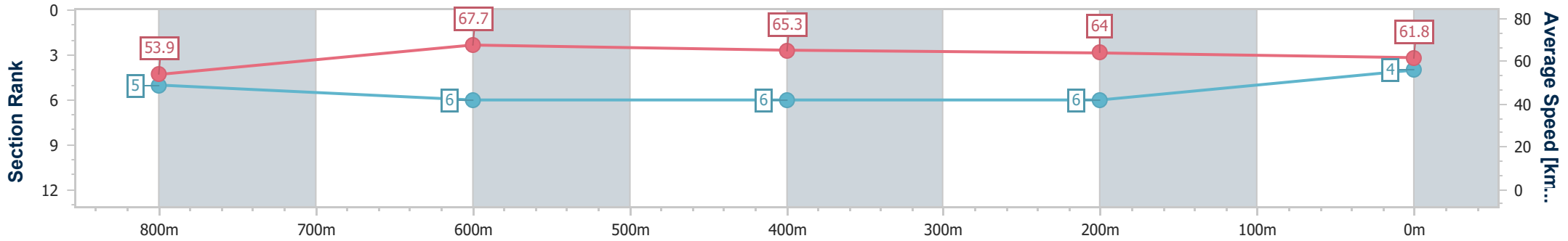


Aquis Park Gold Coast QLD Professional  
Race 1: KPI QTIS Two-Year-Old Maiden Plate - 1000m



08 February 2025 - 14:15  
Track Rating: Soft 5, Weather: Fine, Rail Position: +5m 900m-  
W/Post; +3m Remainder

Section	Overall	800m	600m	400m	200m
Section Times	0:58.19 [4] (0:13.49)	0:44.70 [5] (0:10.70)	0:34.00 [6] (0:11.09)	0:22.91 [6] (0:11.29)	0:11.62 [6] (0:11.62)
Average Speed [km/h]	53.9	67.7	65.3	64.0	61.8
Top Speed [km/h]	68.9	69.2	66.3	66.3	64.2
Avg. Dist. to Rail [m]	6.2	1.3	1.3	3.2	3.6
Avg. Stride Freq. [Hz]	2.5	2.5	2.4	2.4	2.4
Avg. Stride Length [m]	6.6	7.6	7.5	7.3	7.2



- [ ] Ranking at each section and finish
- .-.- No data available at this section
- NA No data available



Horse/Jockey Name	Argentum Rock
Final Rank	5
Fastest Section Time (Section)	0:10.91 (800m)
Top Speed [km/h] (Section)	68.8 (Overall)
Race State	Finished

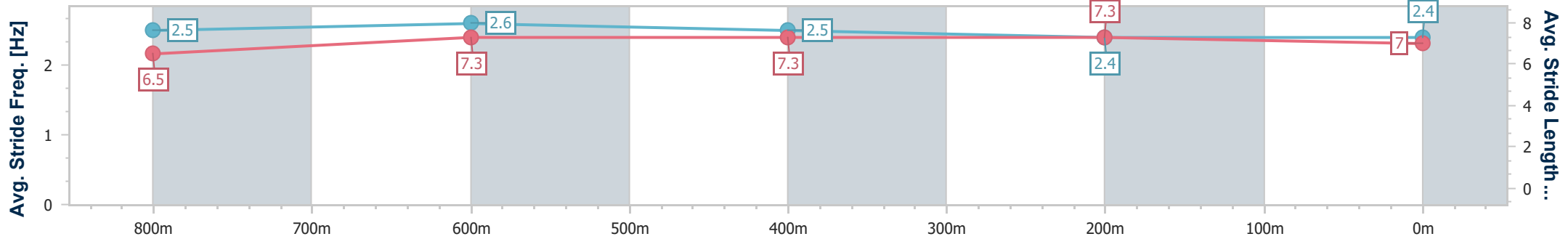
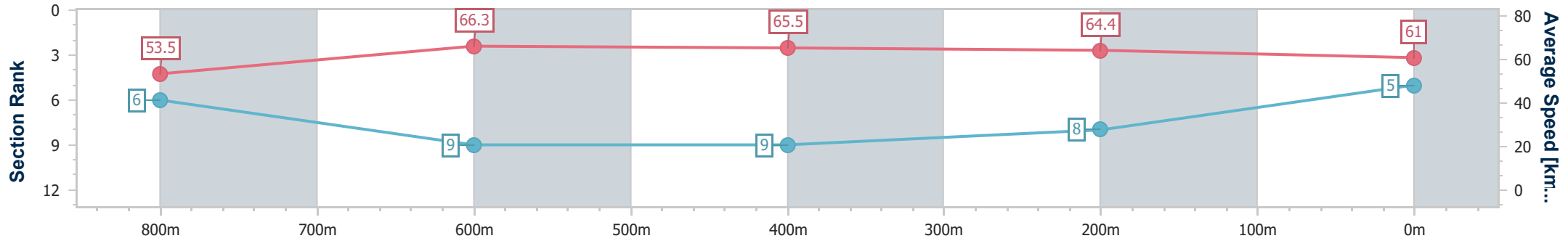


Aquis Park Gold Coast QLD Professional  
Race 1: KPI QTIS Two-Year-Old Maiden Plate - 1000m



08 February 2025 - 14:15  
Track Rating: Soft 5, Weather: Fine, Rail Position: +5m 900m-  
W/Post; +3m Remainder

Section	Overall	800m	600m	400m	200m
Section Times	0:58.58 [5] (0:13.59)	0:44.99 [6] (0:10.91)	0:34.08 [9] (0:11.05)	0:23.03 [9] (0:11.23)	0:11.80 [8] (0:11.80)
Average Speed [km/h]	53.5	66.3	65.5	64.4	61.0
Top Speed [km/h]	68.8	68.1	66.9	65.7	62.2
Avg. Dist. to Rail [m]	6.3	1.6	0.7	3.3	4.1
Avg. Stride Freq. [Hz]	2.5	2.6	2.5	2.4	2.4
Avg. Stride Length [m]	6.5	7.3	7.3	7.3	7.0



- [ ] Ranking at each section and finish
- .-.- No data available at this section
- NA No data available



Horse/Jockey Name	Castiglione
Final Rank	6
Fastest Section Time (Section)	0:10.64 (800m)
Top Speed [km/h] (Section)	70.8 (800m)
Race State	Finished

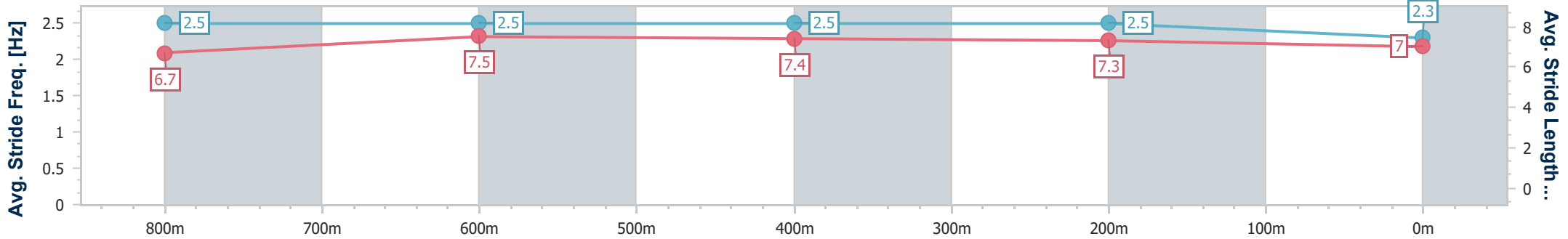
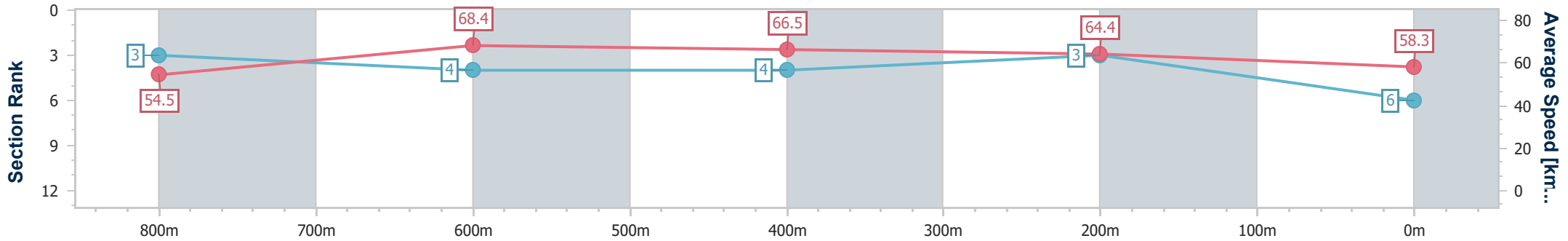


Aquis Park Gold Coast QLD Professional  
Race 1: KPI QTIS Two-Year-Old Maiden Plate - 1000m



08 February 2025 - 14:15  
Track Rating: Soft 5, Weather: Fine, Rail Position: +5m 900m-  
W/Post; +3m Remainder

Section	Overall	800m	600m	400m	200m
Section Times	0:58.60 [6] (0:13.41)	0:45.19 [3] (0:10.64)	0:34.55 [4] (0:10.96)	0:23.59 [4] (0:11.25)	0:12.34 [3] (0:12.34)
Average Speed [km/h]	54.5	68.4	66.5	64.4	58.3
Top Speed [km/h]	70.7	70.8	68.5	65.9	62.2
Avg. Dist. to Rail [m]	7.9	3.7	2.0	4.9	6.9
Avg. Stride Freq. [Hz]	2.5	2.5	2.5	2.5	2.3
Avg. Stride Length [m]	6.7	7.5	7.4	7.3	7.0



- [ ] Ranking at each section and finish
- .-.- No data available at this section
- NA No data available



Horse/Jockey Name	Prestige Ice
Final Rank	7
Fastest Section Time (Section)	0:10.69 (800m)
Top Speed [km/h] (Section)	68.5 (800m)
Race State	Finished

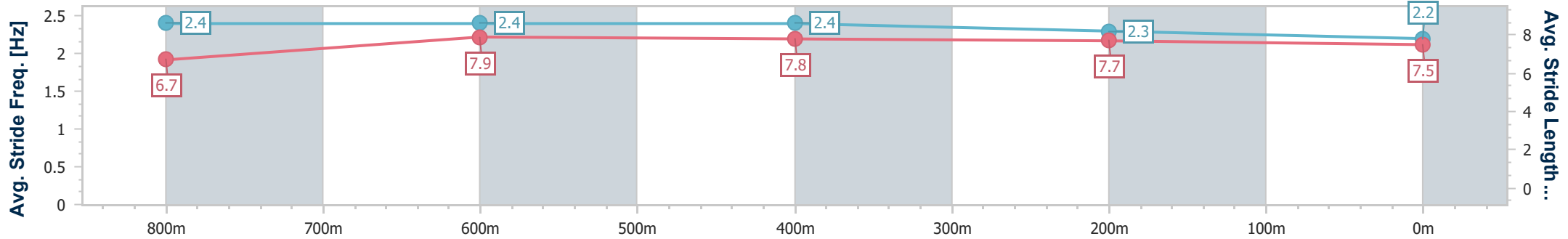
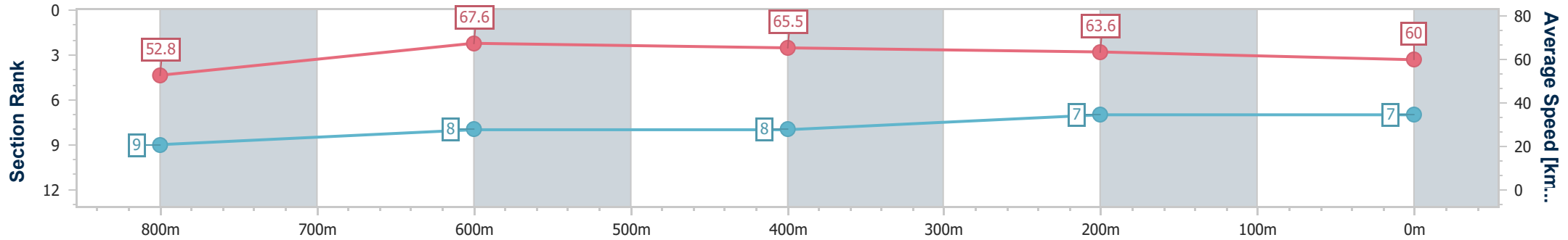


**Aquis Park Gold Coast QLD Professional**  
**Race 1: KPI QTIS Two-Year-Old Maiden Plate - 1000m**



08 February 2025 - 14:15  
 Track Rating: Soft 5, Weather: Fine, Rail Position: +5m 900m-  
 W/Post; +3m Remainder

Section	Overall	800m	600m	400m	200m
Section Times	0:58.73 [7] (0:13.80)	0:44.93 [9] (0:10.69)	0:34.24 [8] (0:10.93)	0:23.31 [8] (0:11.34)	0:11.97 [7] (0:11.97)
Average Speed [km/h]	52.8	67.6	65.5	63.6	60.0
Top Speed [km/h]	68.0	68.5	67.4	65.1	62.1
Avg. Dist. to Rail [m]	6.1	1.4	0.5	1.1	2.7
Avg. Stride Freq. [Hz]	2.4	2.4	2.4	2.3	2.2
Avg. Stride Length [m]	6.7	7.9	7.8	7.7	7.5



- [ ] Ranking at each section and finish
- .-.- No data available at this section
- NA No data available





Horse/Jockey Name	Cyber City
Final Rank	8
Fastest Section Time (Section)	0:10.49 (800m)
Top Speed [km/h] (Section)	70.0 (800m)
Race State	Finished

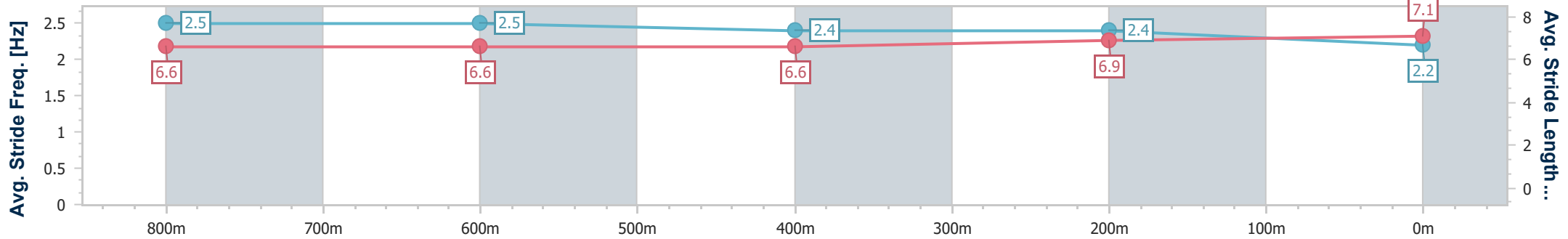
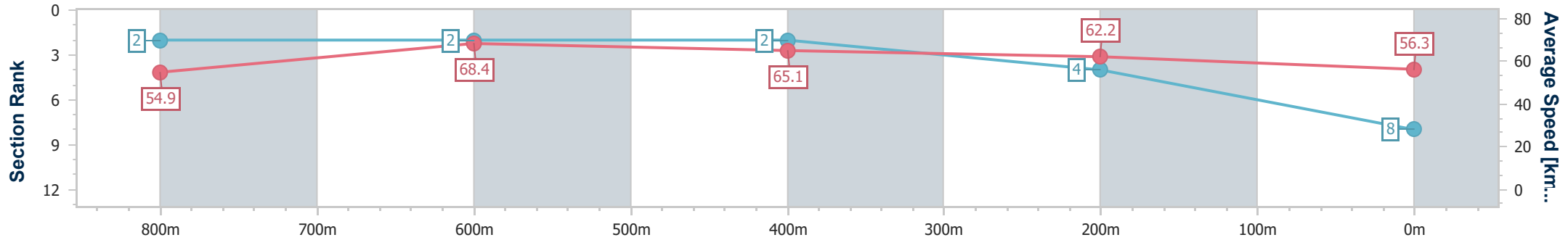


**Aquis Park Gold Coast QLD Professional**  
**Race 1: KPI QTIS Two-Year-Old Maiden Plate - 1000m**



08 February 2025 - 14:15  
 Track Rating: Soft 5, Weather: Fine, Rail Position: +5m 900m-  
 W/Post; +3m Remainder

Section	Overall	800m	600m	400m	200m
Section Times	0:59.05 [8] (0:13.18)	0:45.87 [2] (0:10.49)	0:35.38 [2] (0:11.05)	0:24.33 [2] (0:11.57)	0:12.76 [4] (0:12.76)
Average Speed [km/h]	54.9	68.4	65.1	62.2	56.3
Top Speed [km/h]	69.3	70.0	66.6	64.0	59.9
Avg. Dist. to Rail [m]	4.1	0.5	0.7	0.3	0.7
Avg. Stride Freq. [Hz]	2.5	2.5	2.4	2.4	2.2
Avg. Stride Length [m]	6.6	6.6	6.6	6.9	7.1



- [ ] Ranking at each section and finish
- .-.- No data available at this section
- NA No data available



Horse/Jockey Name	Prestige Pak
Final Rank	9
Fastest Section Time (Section)	0:10.85 (800m)
Top Speed [km/h] (Section)	69.1 (800m)
Race State	Finished

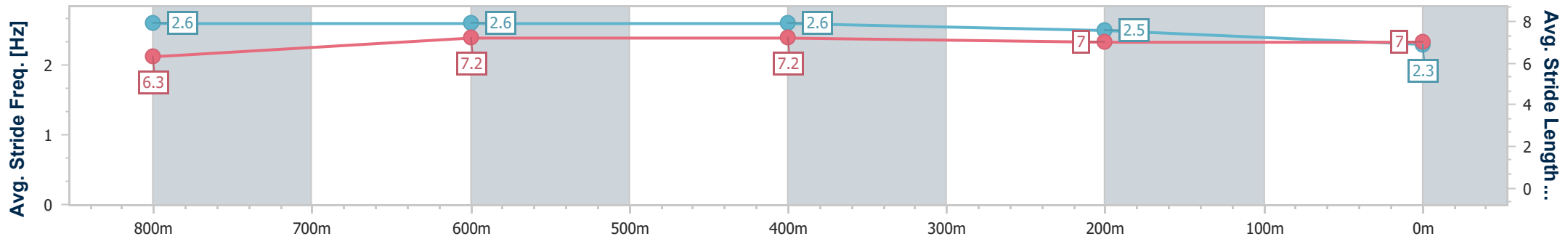
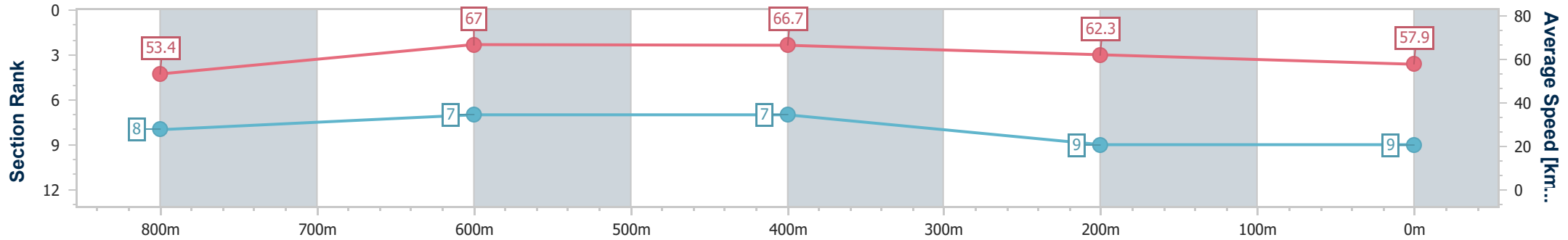


Aquis Park Gold Coast QLD Professional  
Race 1: KPI QTIS Two-Year-Old Maiden Plate - 1000m



08 February 2025 - 14:15  
Track Rating: Soft 5, Weather: Fine, Rail Position: +5m 900m-  
W/Post; +3m Remainder

Section	Overall	800m	600m	400m	200m
Section Times	0:59.50 [9] (0:13.63)	0:45.87 [8] (0:10.85)	0:35.02 [7] (0:10.94)	0:24.08 [7] (0:11.59)	0:12.49 [9] (0:12.49)
Average Speed [km/h]	53.4	67.0	66.7	62.3	57.9
Top Speed [km/h]	68.2	69.1	68.9	64.4	60.3
Avg. Dist. to Rail [m]	7.6	2.4	2.2	5.5	5.4
Avg. Stride Freq. [Hz]	2.6	2.6	2.6	2.5	2.3
Avg. Stride Length [m]	6.3	7.2	7.2	7.0	7.0



- [ ] Ranking at each section and finish
- .-.- No data available at this section
- NA No data available

# Aquis Park Gold Coast QLD Professional

## Race 2: INTERFACE LANDSCAPES Maiden Plate - 1200m

08 February 2025 - 14:49

Track Rating: Soft 5, Weather: Fine, Rail Position: +5m 900m-W/Post; +3m Remainder

Section		Overall										Last 600m	
Field Times		1:10.49										0:35.35	
		(0:13.60)											
		0:56.89											
		(0:10.54)											
		0:46.35											
		(0:11.00)											
		0:35.35											
		(0:11.48)											
		0:23.87											
		(0:11.74)											
		0:12.13											
		(0:12.13)											
Rank	TAB	Horse/Jockey	Barrier	Top Speed [km/h]	Fastest Section	Overall	1000m	800m	600m	400m	200m	Margin	Distance Travelled [m]
1	8	<b>TORONADO DELUXE</b> Anthony Allen	2	68.6	0:10.60	1:10.49 [1]	0:56.62 [6]	0:46.02 [5]	0:35.06 [4]	0:23.66 [4]	0:12.13 [1]	1:10.49	0:35.06
				1000m	1000m	(0:13.87)	(0:10.60)	(0:10.96)	(0:11.40)	(0:11.53)	(0:12.13)		
2	6	<b>SAND 'N' POWER</b> Jaden Lloyd	6	68.9	0:10.81	1:10.60 [2]	0:56.47 [9]	0:45.66 [9]	0:34.62 [9]	0:23.36 [7]	0:11.91 [6]	0.5L	0:34.62 +6
				1000m	1000m	(0:14.13)	(0:10.81)	(0:11.04)	(0:11.26)	(0:11.45)	(0:11.91)		
3	10	<b>TORERA</b> Ryan Wiggins	8	68.0	0:10.79	1:10.71 [3]	0:57.04 [3]	0:46.25 [4]	0:35.27 [5]	0:23.85 [5]	0:12.31 [2]	1L	0:35.27 +4
				Overall	1000m	(0:13.67)	(0:10.79)	(0:10.98)	(0:11.42)	(0:11.54)	(0:12.31)		
4	4	<b>NATIONAL INTEREST</b> Sariah Champkin	7	68.8	0:10.79	1:10.89 [4]	0:56.48 [10]	0:45.69 [10]	0:34.62 [10]	0:23.42 [10]	0:11.99 [8]	2L	0:34.62 +2
				1000m	1000m	(0:14.41)	(0:10.79)	(0:11.07)	(0:11.20)	(0:11.43)	(0:11.99)		
5	2	<b>INTRUDER</b> Ryan Curatolo	13	70.2	0:10.60	1:11.02 [5]	0:57.38 [2]	0:46.78 [3]	0:35.79 [2]	0:24.32 [3]	0:12.55 [4]	2.8L	0:35.79 +3
				Overall	1000m	(0:13.64)	(0:10.60)	(0:10.99)	(0:11.47)	(0:11.77)	(0:12.55)		
6	5	<b>WINCHMAN</b> Dylan Turner	14	71.8	0:10.43	1:11.15 [6]	0:57.44 [5]	0:47.01 [1]	0:36.01 [1]	0:24.53 [1]	0:12.60 [5]	3.6L	0:36.01 +6
				1000m	1000m	(0:13.71)	(0:10.43)	(0:11.00)	(0:11.48)	(0:11.93)	(0:12.60)		
7	9	<b>FINAL VOYAGE</b> Jai Williams	1	69.0	0:10.62	1:11.16 [7]	0:57.56 [1]	0:46.94 [2]	0:35.87 [3]	0:24.52 [2]	0:12.71 [3]	3.7L	0:35.87 +0
				1000m	1000m	(0:13.60)	(0:10.62)	(0:11.07)	(0:11.35)	(0:11.81)	(0:12.71)		
8	1	<b>CLUSTER'S GENERAL</b> Danny Peisley	4	68.8	0:10.70	1:11.56 [8]	0:57.45 [8]	0:46.75 [7]	0:35.73 [7]	0:24.27 [8]	0:12.52 [9]	6L	0:35.73 +2
				1000m	1000m	(0:14.11)	(0:10.70)	(0:11.02)	(0:11.46)	(0:11.75)	(0:12.52)		
9	12	<b>IT'S ALL CALM</b> Jace McMurray	12	68.8	0:10.82	1:11.83 [9]	0:58.12 [4]	0:47.30 [6]	0:36.33 [6]	0:24.91 [6]	0:12.95 [7]	7.5L	0:36.33 +5
				Overall	1000m	(0:13.71)	(0:10.82)	(0:10.97)	(0:11.42)	(0:11.96)	(0:12.95)		
10	11	<b>HONEO</b> Micheal Hellyer	5	67.9	0:10.92	1:13.26 [10]	0:59.36 [7]	0:48.44 [8]	0:37.41 [8]	0:25.88 [9]	0:13.60 [10]	15.8L	0:37.41 +3
				1000m	1000m	(0:13.90)	(0:10.92)	(0:11.03)	(0:11.53)	(0:12.28)	(0:13.60)		

Scratched: Malotru (#3), Kuheylyan (#13), Call Out (#14), Amaterasu (#15), Synergy In Motion (#7)



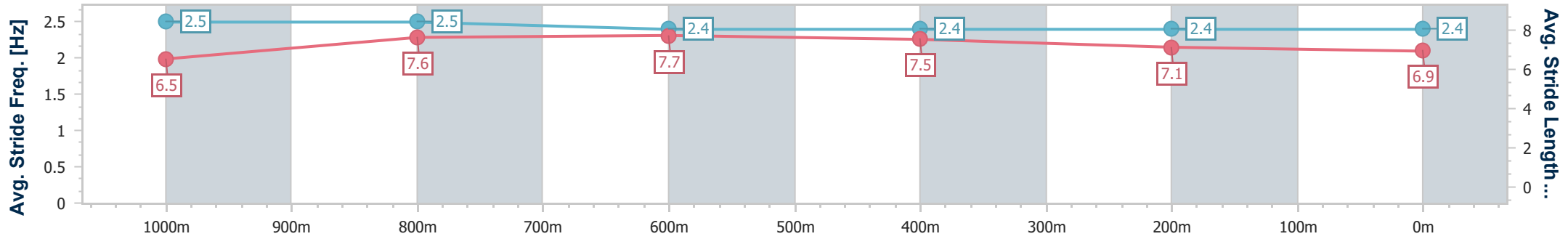
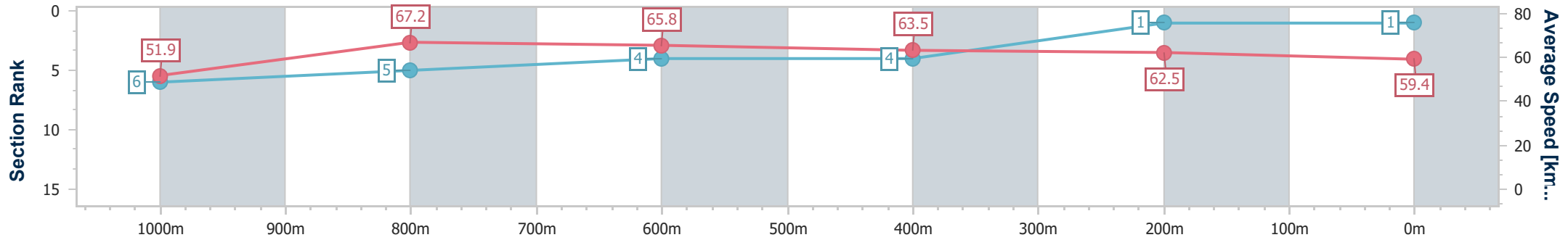
Horse/Jockey Name	Tornado Deluxe
Final Rank	1
Fastest Section Time (Section)	0:10.60 (1000m)
Top Speed [km/h] (Section)	68.6 (1000m)
Race State	Finished



**Aquis Park Gold Coast QLD Professional**  
**Race 2: INTERFACE LANDSCAPES Maiden Plate - 1200m**  
 08 February 2025 - 14:49  
 Track Rating: Soft 5, Weather: Fine, Rail Position: +5m 900m-  
 W/Post; +3m Remainder



Section	Overall	1000m	800m	600m	400m	200m
Section Times	1:10.49 [1] (0:13.87)	0:56.62 [6] (0:10.60)	0:46.02 [5] (0:10.96)	0:35.06 [4] (0:11.40)	0:23.66 [4] (0:11.53)	0:12.13 [1] (0:12.13)
Average Speed [km/h]	51.9	67.2	65.8	63.5	62.5	59.4
Top Speed [km/h]	68.4	68.6	67.2	65.2	64.4	61.4
Avg. Dist. to Rail [m]	1.2	2.3	0.7	1.0	4.1	5.3
Avg. Stride Freq. [Hz]	2.5	2.5	2.4	2.4	2.4	2.4
Avg. Stride Length [m]	6.5	7.6	7.7	7.5	7.1	6.9



- [ ] Ranking at each section and finish
- .-.- No data available at this section
- NA No data available



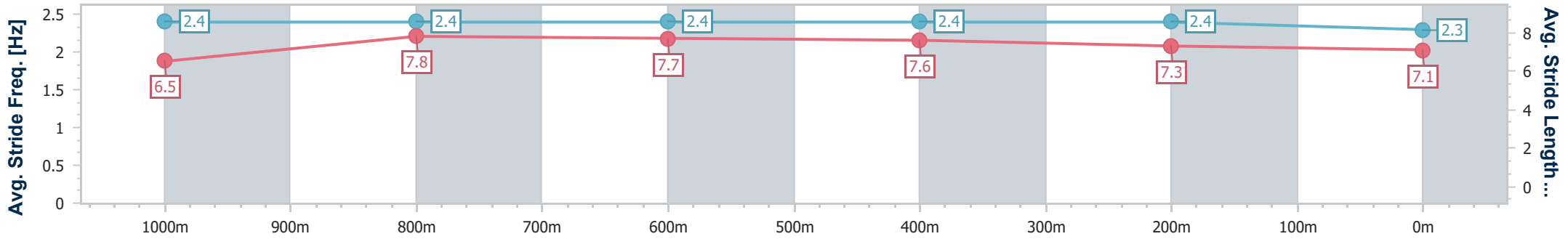
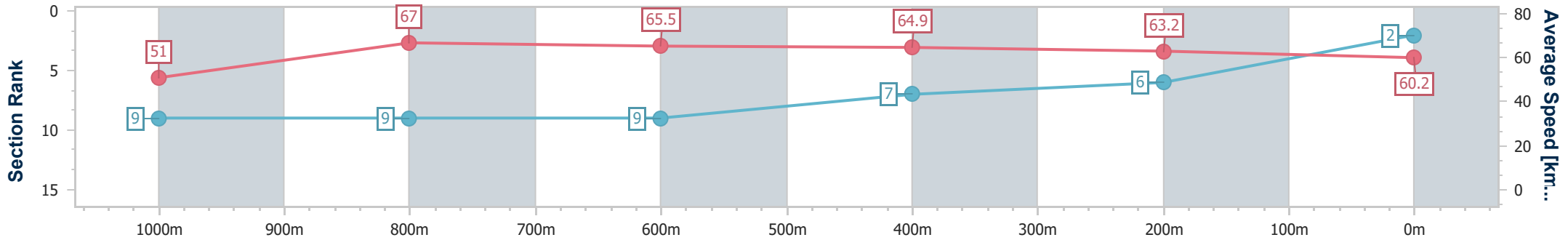
Horse/Jockey Name	Sand 'N' Power
Final Rank	2
Fastest Section Time (Section)	0:10.81 (1000m)
Top Speed [km/h] (Section)	68.9 (1000m)
Race State	Finished



**Aquis Park Gold Coast QLD Professional**  
**Race 2: INTERFACE LANDSCAPES Maiden Plate - 1200m**  
 08 February 2025 - 14:49  
 Track Rating: Soft 5, Weather: Fine, Rail Position: +5m 900m-  
 W/Post; +3m Remainder



Section	Overall	1000m	800m	600m	400m	200m
Section Times	1:10.60 [2] (0:14.13)	0:56.47 [9] (0:10.81)	0:45.66 [9] (0:11.04)	0:34.62 [9] (0:11.26)	0:23.36 [7] (0:11.45)	0:11.91 [6] (0:11.91)
Average Speed [km/h]	51.0	67.0	65.5	64.9	63.2	60.2
Top Speed [km/h]	66.8	68.9	67.5	66.3	64.4	62.6
Avg. Dist. to Rail [m]	2.7	1.8	1.6	2.6	3.5	4.3
Avg. Stride Freq. [Hz]	2.4	2.4	2.4	2.4	2.4	2.3
Avg. Stride Length [m]	6.5	7.8	7.7	7.6	7.3	7.1



- [ ] Ranking at each section and finish
- .-.- No data available at this section
- NA No data available



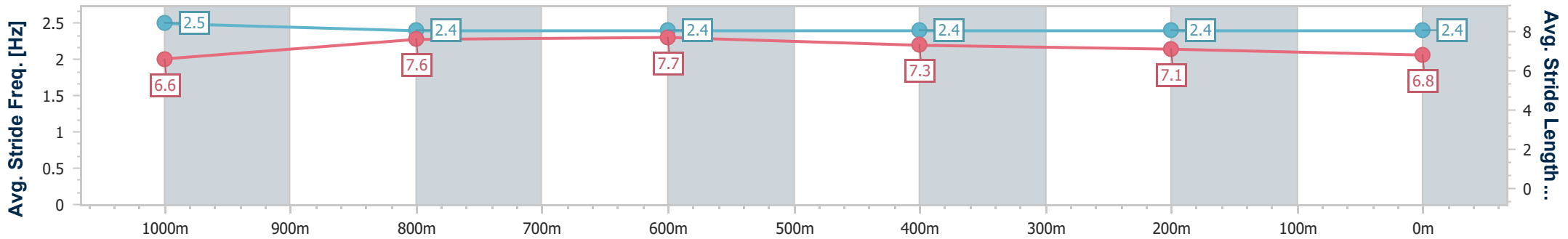
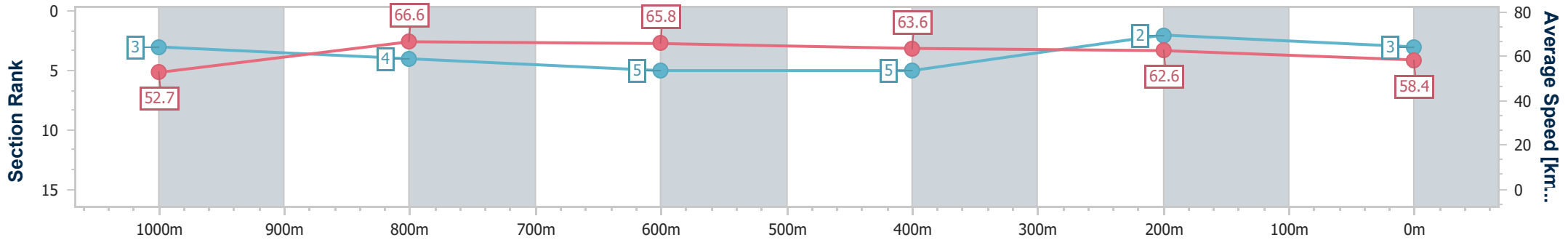
Horse/Jockey Name	Torera
Final Rank	3
Fastest Section Time (Section)	0:10.79 (1000m)
Top Speed [km/h] (Section)	68.0 (Overall)
Race State	Finished



Aquis Park Gold Coast QLD Professional  
 Race 2: INTERFACE LANDSCAPES Maiden Plate - 1200m  
 08 February 2025 - 14:49  
 Track Rating: Soft 5, Weather: Fine, Rail Position: +5m 900m-  
 W/Post; +3m Remainder



Section	Overall	1000m	800m	600m	400m	200m
Section Times	1:10.71 [3] (0:13.67)	0:57.04 [3] (0:10.79)	0:46.25 [4] (0:10.98)	0:35.27 [5] (0:11.42)	0:23.85 [5] (0:11.54)	0:12.31 [2] (0:12.31)
Average Speed [km/h]	52.7	66.6	65.8	63.6	62.6	58.4
Top Speed [km/h]	68.0	67.8	67.4	64.6	63.9	60.7
Avg. Dist. to Rail [m]	2.8	0.8	1.1	1.5	1.5	1.8
Avg. Stride Freq. [Hz]	2.5	2.4	2.4	2.4	2.4	2.4
Avg. Stride Length [m]	6.6	7.6	7.7	7.3	7.1	6.8



- [ ] Ranking at each section and finish
- .-.- No data available at this section
- NA No data available



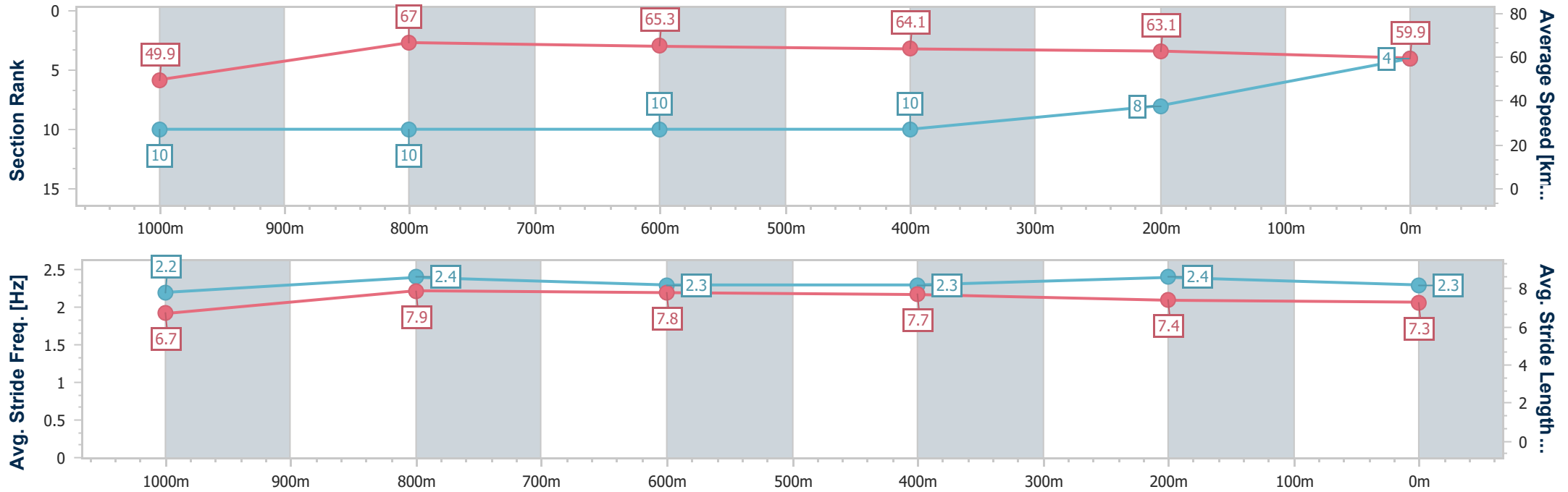
Horse/Jockey Name	National Interest
Final Rank	4
Fastest Section Time (Section)	0:10.79 (1000m)
Top Speed [km/h] (Section)	68.8 (1000m)
Race State	Finished



**Aquis Park Gold Coast QLD Professional**  
**Race 2: INTERFACE LANDSCAPES Maiden Plate - 1200m**  
 08 February 2025 - 14:49  
 Track Rating: Soft 5, Weather: Fine, Rail Position: +5m 900m-  
 W/Post; +3m Remainder



Section	Overall	1000m	800m	600m	400m	200m
Section Times	1:10.89 [4] (0:14.41)	0:56.48 [10] (0:10.79)	0:45.69 [10] (0:11.07)	0:34.62 [10] (0:11.20)	0:23.42 [10] (0:11.43)	0:11.99 [8] (0:11.99)
Average Speed [km/h]	49.9	67.0	65.3	64.1	63.1	59.9
Top Speed [km/h]	66.5	68.8	66.5	65.6	63.7	61.6
Avg. Dist. to Rail [m]	3.3	1.1	0.6	0.3	0.6	4.1
Avg. Stride Freq. [Hz]	2.2	2.4	2.3	2.3	2.4	2.3
Avg. Stride Length [m]	6.7	7.9	7.8	7.7	7.4	7.3



- [ ] Ranking at each section and finish
- .-.- No data available at this section
- NA No data available



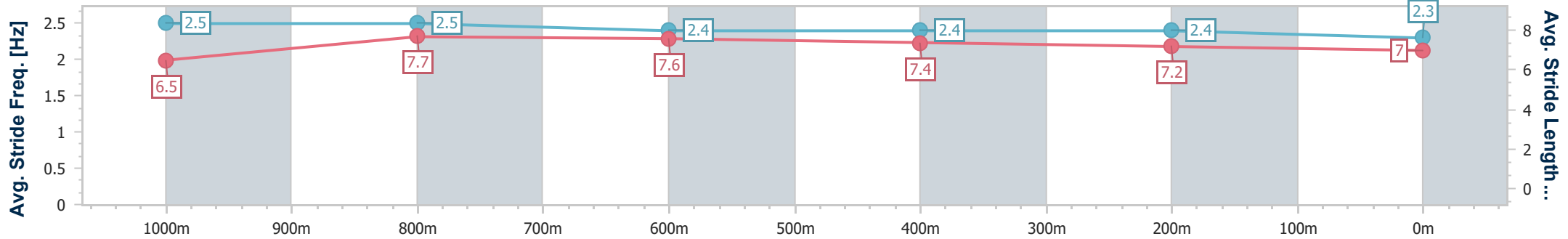
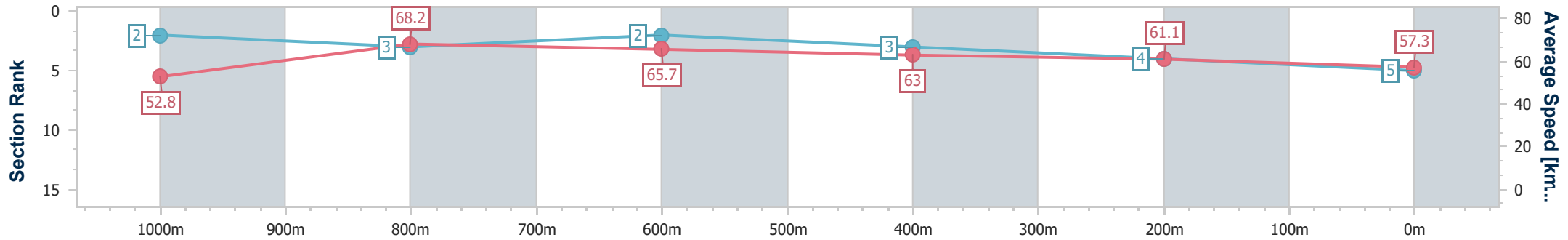
Horse/Jockey Name	Intruder
Final Rank	5
Fastest Section Time (Section)	0:10.60 (1000m)
Top Speed [km/h] (Section)	70.2 (Overall)
Race State	Finished



**Aquis Park Gold Coast QLD Professional**  
**Race 2: INTERFACE LANDSCAPES Maiden Plate - 1200m**  
 08 February 2025 - 14:49  
 Track Rating: Soft 5, Weather: Fine, Rail Position: +5m 900m-  
 W/Post; +3m Remainder



Section	Overall	1000m	800m	600m	400m	200m
Section Times	1:11.02 [5] (0:13.64)	0:57.38 [2] (0:10.60)	0:46.78 [3] (0:10.99)	0:35.79 [2] (0:11.47)	0:24.32 [3] (0:11.77)	0:12.55 [4] (0:12.55)
Average Speed [km/h]	52.8	68.2	65.7	63.0	61.1	57.3
Top Speed [km/h]	70.2	70.2	68.3	64.7	62.6	59.3
Avg. Dist. to Rail [m]	6.1	1.4	1.1	0.5	0.4	1.6
Avg. Stride Freq. [Hz]	2.5	2.5	2.4	2.4	2.4	2.3
Avg. Stride Length [m]	6.5	7.7	7.6	7.4	7.2	7.0



- [ ] Ranking at each section and finish
- .-.- No data available at this section
- NA No data available





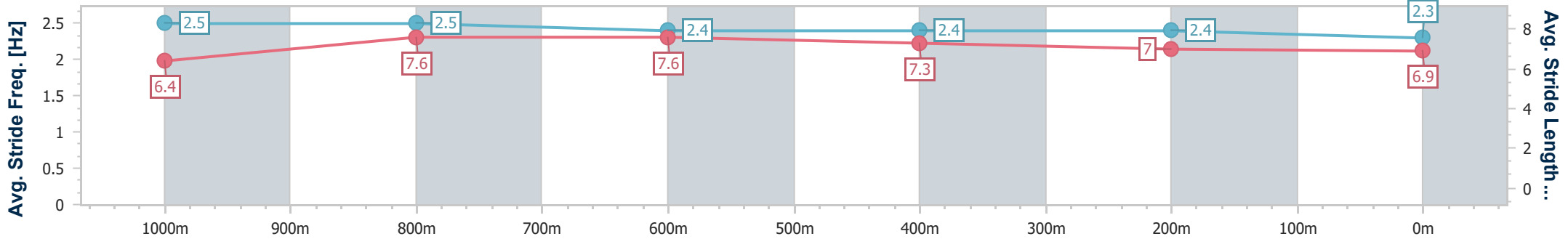
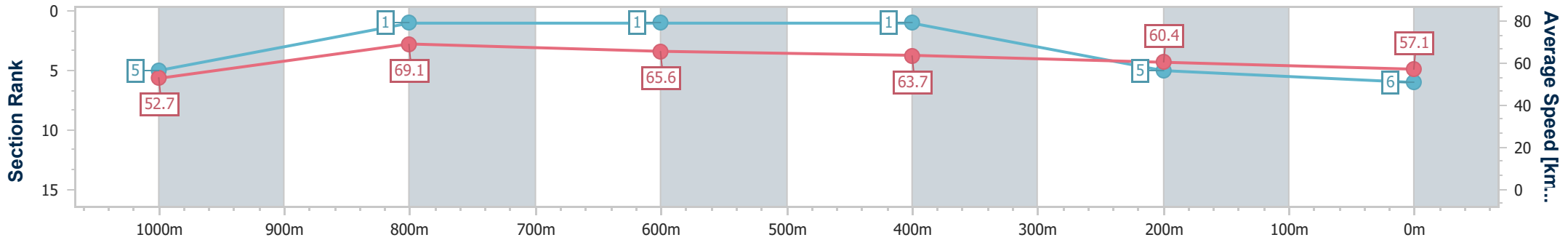
Horse/Jockey Name	Winchman
Final Rank	6
Fastest Section Time (Section)	0:10.43 (1000m)
Top Speed [km/h] (Section)	71.8 (1000m)
Race State	Finished



**Aquis Park Gold Coast QLD Professional**  
**Race 2: INTERFACE LANDSCAPES Maiden Plate - 1200m**  
 08 February 2025 - 14:49  
 Track Rating: Soft 5, Weather: Fine, Rail Position: +5m 900m-  
 W/Post; +3m Remainder



Section	Overall	1000m	800m	600m	400m	200m
Section Times	1:11.15 [6] (0:13.71)	0:57.44 [5] (0:10.43)	0:47.01 [1] (0:11.00)	0:36.01 [1] (0:11.48)	0:24.53 [1] (0:11.93)	0:12.60 [5] (0:12.60)
Average Speed [km/h]	52.7	69.1	65.6	63.7	60.4	57.1
Top Speed [km/h]	70.9	71.8	67.8	64.6	62.3	58.4
Avg. Dist. to Rail [m]	5.1	1.0	1.3	2.2	2.8	3.2
Avg. Stride Freq. [Hz]	2.5	2.5	2.4	2.4	2.4	2.3
Avg. Stride Length [m]	6.4	7.6	7.6	7.3	7.0	6.9



- [ ] Ranking at each section and finish
- .-.- No data available at this section
- NA No data available



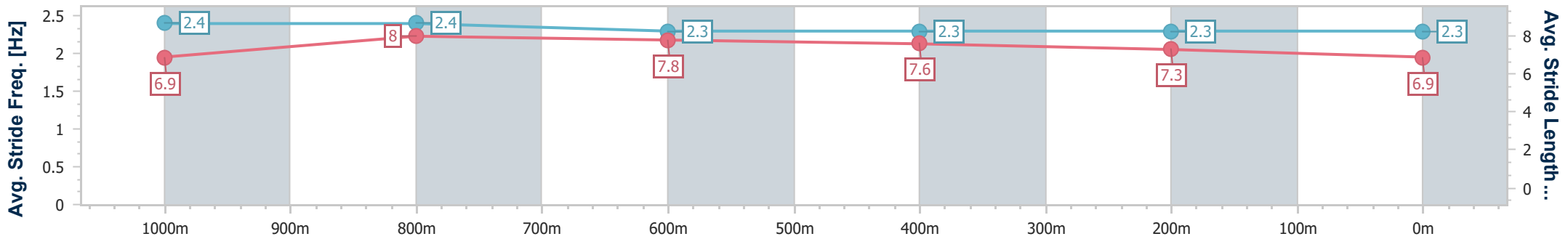
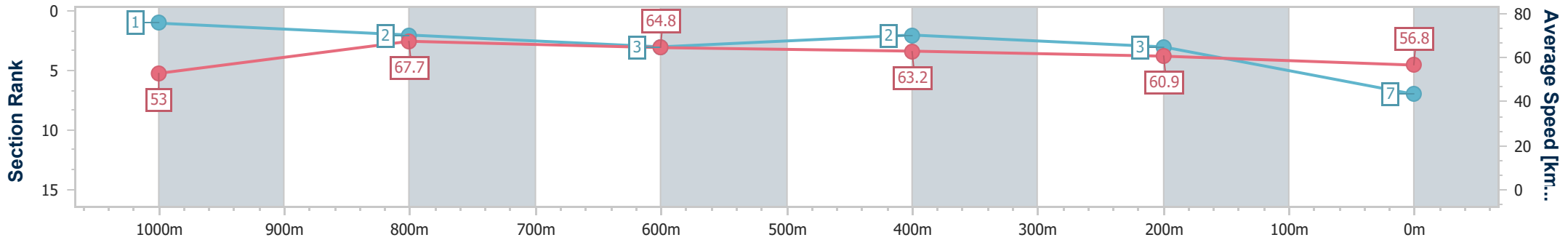
Horse/Jockey Name	Final Voyage
Final Rank	7
Fastest Section Time (Section)	0:10.62 (1000m)
Top Speed [km/h] (Section)	69.0 (1000m)
Race State	Finished



**Aquis Park Gold Coast QLD Professional**  
**Race 2: INTERFACE LANDSCAPES Maiden Plate - 1200m**  
 08 February 2025 - 14:49  
 Track Rating: Soft 5, Weather: Fine, Rail Position: +5m 900m-  
 W/Post; +3m Remainder



Section	Overall	1000m	800m	600m	400m	200m
Section Times	1:11.16 [7] (0:13.60)	0:57.56 [1] (0:10.62)	0:46.94 [2] (0:11.07)	0:35.87 [3] (0:11.35)	0:24.52 [2] (0:11.81)	0:12.71 [3] (0:12.71)
Average Speed [km/h]	53.0	67.7	64.8	63.2	60.9	56.8
Top Speed [km/h]	68.5	69.0	66.1	64.4	62.1	59.4
Avg. Dist. to Rail [m]	1.3	1.2	0.5	0.7	0.8	0.4
Avg. Stride Freq. [Hz]	2.4	2.4	2.3	2.3	2.3	2.3
Avg. Stride Length [m]	6.9	8.0	7.8	7.6	7.3	6.9



- [ ] Ranking at each section and finish
- .-.- No data available at this section
- NA No data available



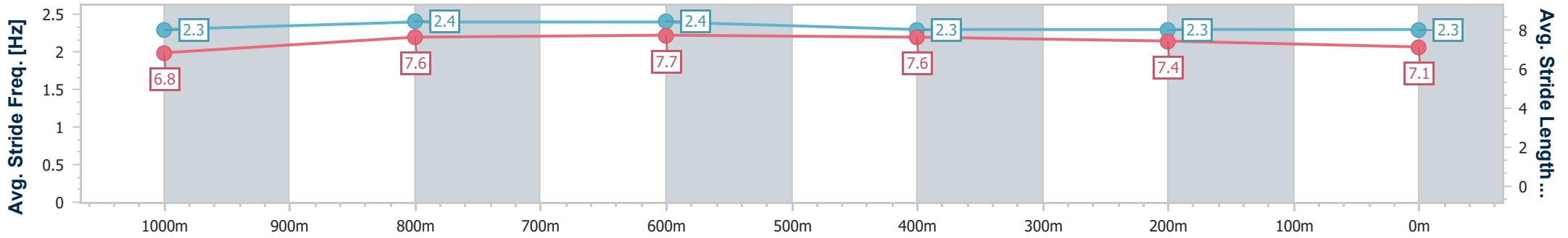
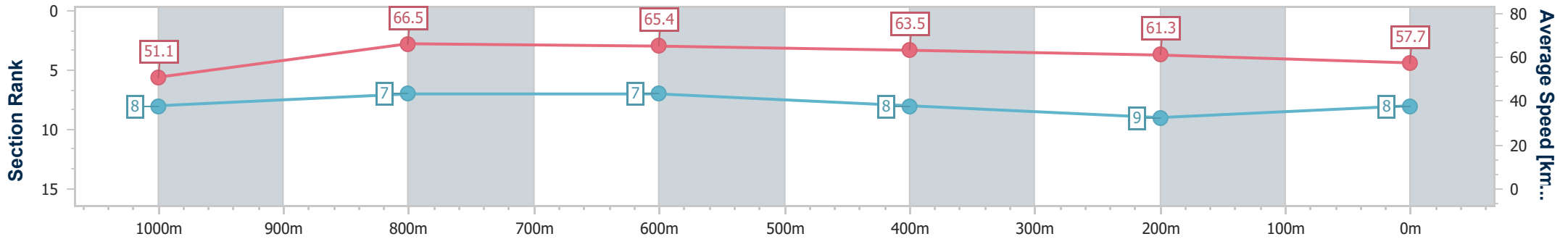
Horse/Jockey Name	Cluster's General
Final Rank	8
Fastest Section Time (Section)	0:10.70 (1000m)
Top Speed [km/h] (Section)	68.8 (1000m)
Race State	Finished



**Aquis Park Gold Coast QLD Professional**  
**Race 2: INTERFACE LANDSCAPES Maiden Plate - 1200m**  
 08 February 2025 - 14:49  
 Track Rating: Soft 5, Weather: Fine, Rail Position: +5m 900m-  
 W/Post; +3m Remainder



Section	Overall	1000m	800m	600m	400m	200m
Section Times	1:11.56 [8] (0:14.11)	0:57.45 [8] (0:10.70)	0:46.75 [7] (0:11.02)	0:35.73 [7] (0:11.46)	0:24.27 [8] (0:11.75)	0:12.52 [9] (0:12.52)
Average Speed [km/h]	51.1	66.5	65.4	63.5	61.3	57.7
Top Speed [km/h]	66.9	68.8	66.8	65.1	63.3	60.3
Avg. Dist. to Rail [m]	1.5	2.1	1.2	1.5	1.7	5.1
Avg. Stride Freq. [Hz]	2.3	2.4	2.4	2.3	2.3	2.3
Avg. Stride Length [m]	6.8	7.6	7.7	7.6	7.4	7.1



- [ ] Ranking at each section and finish
- .-.-.- No data available at this section
- NA No data available



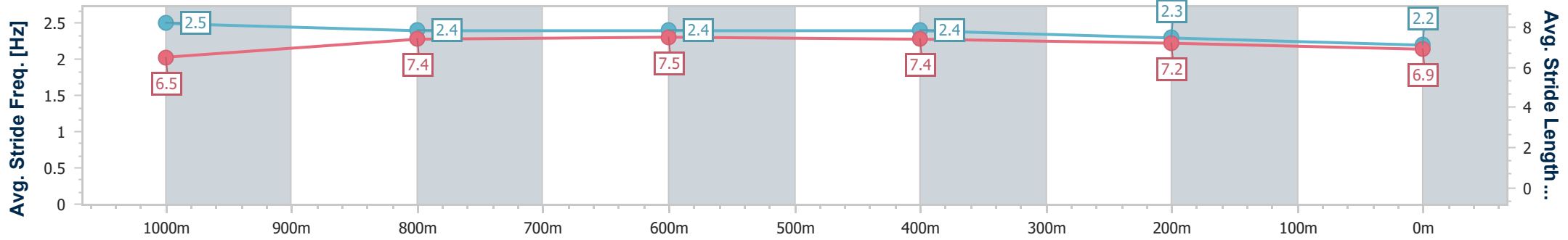
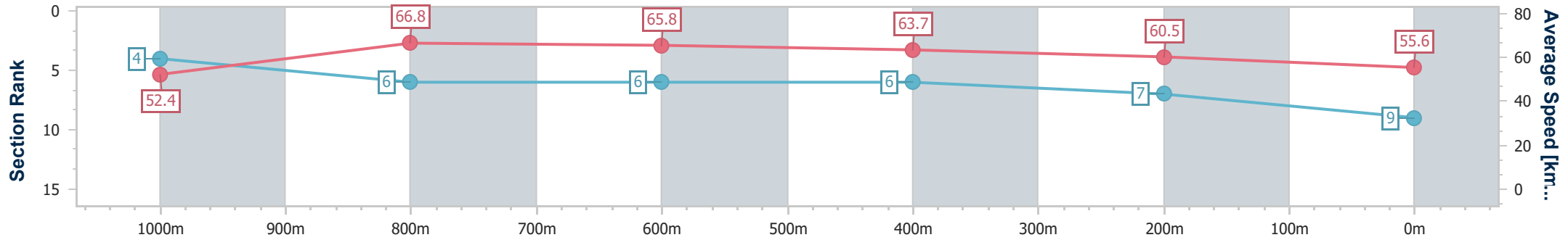
Horse/Jockey Name	It's All Calm
Final Rank	9
Fastest Section Time (Section)	0:10.82 (1000m)
Top Speed [km/h] (Section)	68.8 (Overall)
Race State	Finished



**Aquis Park Gold Coast QLD Professional**  
**Race 2: INTERFACE LANDSCAPES Maiden Plate - 1200m**  
 08 February 2025 - 14:49  
 Track Rating: Soft 5, Weather: Fine, Rail Position: +5m 900m-  
 W/Post; +3m Remainder



Section	Overall	1000m	800m	600m	400m	200m
Section Times	1:11.83 [9] (0:13.71)	0:58.12 [4] (0:10.82)	0:47.30 [6] (0:10.97)	0:36.33 [6] (0:11.42)	0:24.91 [6] (0:11.96)	0:12.95 [7] (0:12.95)
Average Speed [km/h]	52.4	66.8	65.8	63.7	60.5	55.6
Top Speed [km/h]	68.8	68.6	66.8	64.7	62.1	58.2
Avg. Dist. to Rail [m]	3.8	1.3	1.4	1.2	5.5	8.0
Avg. Stride Freq. [Hz]	2.5	2.4	2.4	2.4	2.3	2.2
Avg. Stride Length [m]	6.5	7.4	7.5	7.4	7.2	6.9



- [ ] Ranking at each section and finish
- .-.- No data available at this section
- NA No data available



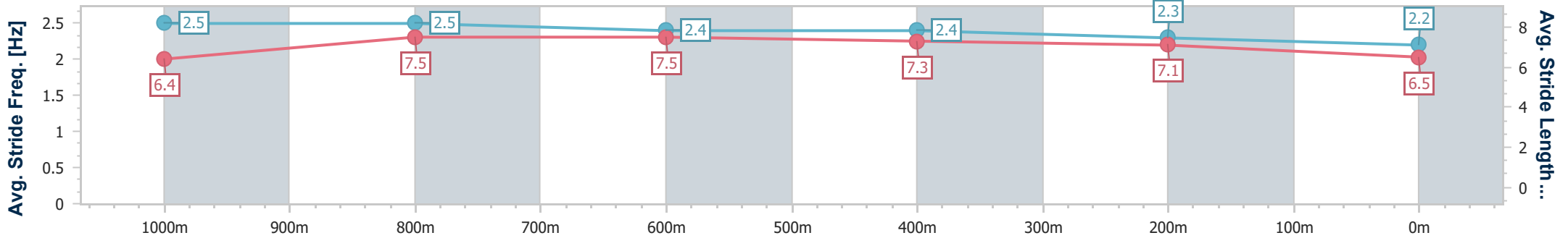
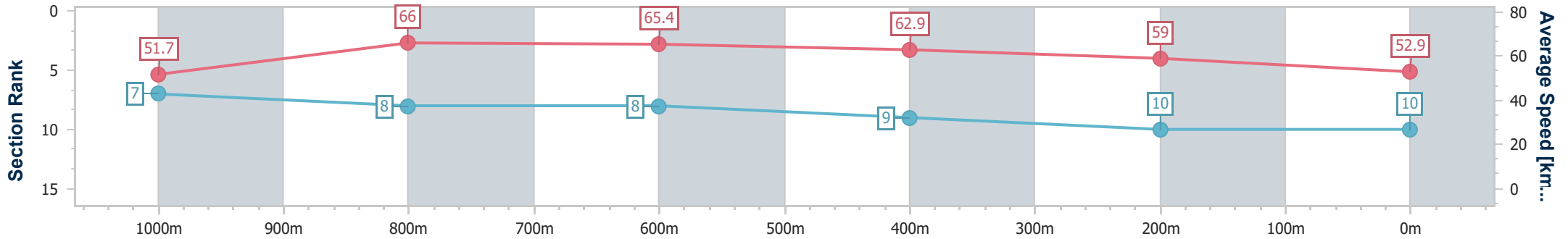
Horse/Jockey Name	Honeo
Final Rank	10
Fastest Section Time (Section)	0:10.92 (1000m)
Top Speed [km/h] (Section)	67.9 (1000m)
Race State	Finished



**Aquis Park Gold Coast QLD Professional**  
**Race 2: INTERFACE LANDSCAPES Maiden Plate - 1200m**  
 08 February 2025 - 14:49  
 Track Rating: Soft 5, Weather: Fine, Rail Position: +5m 900m-  
 W/Post; +3m Remainder



Section	Overall	1000m	800m	600m	400m	200m
Section Times	1:13.26 [10] (0:13.90)	0:59.36 [7] (0:10.92)	0:48.44 [8] (0:11.03)	0:37.41 [8] (0:11.53)	0:25.88 [9] (0:12.28)	0:13.60 [10] (0:13.60)
Average Speed [km/h]	51.7	66.0	65.4	62.9	59.0	52.9
Top Speed [km/h]	67.9	67.9	66.3	64.4	61.7	59.0
Avg. Dist. to Rail [m]	2.3	1.1	0.7	1.3	2.0	3.0
Avg. Stride Freq. [Hz]	2.5	2.5	2.4	2.4	2.3	2.2
Avg. Stride Length [m]	6.4	7.5	7.5	7.3	7.1	6.5



- [ ] Ranking at each section and finish
- .-.- No data available at this section
- NA No data available

Track Rating: Soft 5, Weather: Fine, Rail Position: +5m 900m-W/Post; +3m Remainder

Section		Overall											Last 600m	
Field Times		1:51.45											0:36.09	
		(0:14.15)											(0:11.71)	
		1600m	1400m	1200m	1000m	800m	600m	600m	600m	600m	600m	600m	600m	
		1:37.30	1:25.28	1:12.28	0:59.78	0:48.01	0:36.09	0:36.09	0:36.09	0:36.09	0:36.09	0:36.09	0:36.09	
		(0:12.02)	(0:13.00)	(0:12.50)	(0:11.77)	(0:11.92)	(0:11.71)	(0:11.71)	(0:11.71)	(0:11.71)	(0:11.71)	(0:11.71)	(0:11.71)	
Rank	TAB	Horse/Jockey	Barrier	Top Speed [km/h]	Fastest Section	Overall	1600m	1400m	1200m	1000m	800m	600m	Last 600m	Distance Travelled [m]
1	10	<b>TWINKLE TIME</b> Ryan Curatolo	6	65.1	0:11.47	1:51.45 [1]	1:37.11 [3]	1:24.88 [3]	1:12.00 [3]	0:59.20 [5]	0:47.20 [5]	0:35.49 [5]	0:35.49	
				600m	600m	(0:14.34)	(0:12.23)	(0:12.88)	(0:12.80)	(0:12.00)	(0:11.71)	(0:11.47)		
2	11	<b>DESERT ANGEL</b> Sean Cormack	8	64.1	0:11.52	1:51.48 [2]	1:36.48 [9]	1:24.18 [9]	1:11.28 [9]	0:58.76 [9]	0:46.82 [9]	0:35.14 [9]	0:35.14	-1
				800m	600m	(0:15.00)	(0:12.30)	(0:12.90)	(0:12.52)	(0:11.94)	(0:11.68)	(0:11.52)		
3	7	<b>MISS REILLY</b> Justin Stanley	10	65.5	0:11.26	1:51.61 [3]	1:36.39 [10]	1:24.08 [10]	1:11.32 [10]	0:58.62 [10]	0:46.74 [10]	0:34.97 [10]	0:34.97	-5
				600m	600m	(0:15.22)	(0:12.31)	(0:12.76)	(0:12.70)	(0:11.88)	(0:11.77)	(0:11.26)		
4	6	<b>CAESAR CAKE</b> Ryan Wiggins	9	64.1	0:11.72	1:51.69 [4]	1:36.92 [7]	1:24.67 [7]	1:11.74 [8]	1:00.02 [1]	0:48.25 [1]	0:36.33 [1]	0:36.33	-9
				1200m	1200m	(0:14.77)	(0:12.25)	(0:12.93)	(0:11.72)	(0:11.77)	(0:11.92)	(0:11.73)		
5	3	<b>KALKANLI</b> Matthew McGuren	12	64.8	0:11.61	1:51.69 [5]	1:37.44 [2]	1:25.42 [2]	1:12.50 [2]	0:59.72 [3]	0:47.70 [3]	0:35.99 [3]	0:35.99	-5
				Overall	600m	(0:14.25)	(0:12.02)	(0:12.92)	(0:12.78)	(0:12.02)	(0:11.71)	(0:11.61)		
6	2	<b>VIKING BLOOD</b> Jai Williams	7	81.1	0:11.22	1:51.78 [6]	1:36.90 [8]	1:24.63 [8]	1:11.89 [7]	0:59.07 [8]	0:47.28 [8]	0:35.51 [8]	0:35.51	+20
				800m	400m	(0:14.88)	(0:12.27)	(0:12.74)	(0:12.82)	(0:11.79)	(0:11.77)	(0:12.30)		
7	4	<b>WIMOWEH</b> Michael Cahill	4	63.3	0:11.58	1:51.79 [7]	1:37.32 [4]	1:25.13 [4]	1:12.32 [4]	0:59.57 [4]	0:47.62 [4]	0:35.93 [4]	0:35.93	-8
				800m	600m	(0:14.47)	(0:12.19)	(0:12.81)	(0:12.75)	(0:11.95)	(0:11.69)	(0:11.58)		
8	12	<b>POLLY PRINCESS</b> Madeleine Wishart	11	63.9	0:11.64	1:51.82 [8]	1:37.24 [5]	1:24.96 [5]	1:12.06 [6]	0:59.28 [6]	0:47.34 [7]	0:35.70 [6]	0:35.70	-5
				800m	800m	(0:14.58)	(0:12.28)	(0:12.90)	(0:12.78)	(0:11.94)	(0:11.64)	(0:11.66)		
9	9	<b>DEEP DRIVE</b> Micheal Hellyer	3	63.8	0:11.51	1:51.91 [9]	1:37.22 [6]	1:24.94 [6]	1:12.16 [5]	0:59.36 [7]	0:47.46 [6]	0:35.78 [7]	0:35.78	-8
				600m	600m	(0:14.69)	(0:12.28)	(0:12.78)	(0:12.80)	(0:11.90)	(0:11.68)	(0:11.51)		
10	1	<b>FLYING ASTERN</b> Jace McMurray	1	64.0	0:11.56	1:52.65 [10]	1:38.50 [1]	1:26.48 [1]	1:13.48 [1]	1:00.76 [2]	0:48.79 [2]	0:37.14 [2]	0:37.14	-8
				600m	600m	(0:14.15)	(0:12.02)	(0:13.00)	(0:12.72)	(0:11.97)	(0:11.65)	(0:11.56)		

Scratched: Bonzabelter (#5), What Artists Do (#8)



# Aquis Park Gold Coast QLD Professional

## Race 3: RITCHIE BROTHERS Maiden Handicap - 1800m

08 February 2025 - 15:25



Track Rating: Soft 5, Weather: Fine, Rail Position: +5m 900m-W/Post; +3m Remainder

Section				400m	200m			Last 600m		
Field Times				0:24.38 (0:12.07)	0:12.31 (0:12.31)			0:36.09		
Rank	TAB	Horse/Jockey	Barrier	Top Speed [km/h]	Fastest Section	Margin			Distance Travelled [m]	
1	10	<b>TWINKLE TIME</b> Ryan Curatolo	6	65.1 600m	0:11.47 600m	0:24.02 [4] (0:11.79)	0:12.23 [2] (0:12.23)	1:51.45	0:35.49	
2	11	<b>DESERT ANGEL</b> Sean Cormack	8	64.1 800m	0:11.52 600m	0:23.62 [8] (0:11.58)	0:12.04 [7] (0:12.04)	0.2L	0:35.14	-1
3	7	<b>MISS REILLY</b> Justin Stanley	10	65.5 600m	0:11.26 600m	0:23.71 [9] (0:11.49)	0:12.22 [5] (0:12.22)	1L	0:34.97	-5
4	6	<b>CAESAR CAKE</b> Ryan Wiggins	9	64.1 1200m	0:11.72 1200m	0:24.60 [2] (0:12.05)	0:12.55 [1] (0:12.55)	1.3L	0:36.33	-9
5	3	<b>KALKANLI</b> Matthew McGuren	12	64.8 Overall	0:11.61 600m	0:24.38 [3] (0:11.98)	0:12.40 [3] (0:12.40)	1.4L	0:35.99	-5
6	2	<b>VIKING BLOOD</b> Jai Williams	7	81.1 800m	0:11.22 400m	0:23.21 [10] (0:11.22)	0:11.99 [10] (0:11.99)	1.9L	0:35.51	+20
7	4	<b>WIMOWEH</b> Michael Cahill	4	63.3 800m	0:11.58 600m	0:24.35 [5] (0:11.97)	0:12.38 [6] (0:12.38)	2L	0:35.93	-8
8	12	<b>POLLY PRINCESS</b> Madeleine Wishart	11	63.9 800m	0:11.64 800m	0:24.04 [7] (0:11.80)	0:12.24 [9] (0:12.24)	2.2L	0:35.70	-5
9	9	<b>DEEP DRIVE</b> Micheal Hellyer	3	63.8 600m	0:11.51 600m	0:24.27 [6] (0:11.85)	0:12.42 [8] (0:12.42)	2.6L	0:35.78	-8
10	1	<b>FLYING ASTERN</b> Jace McMurray	1	64.0 600m	0:11.56 600m	0:25.58 [1] (0:12.24)	0:13.34 [4] (0:13.34)	6.9L	0:37.14	-8

Scratched: Bonzabelter (#5), What Artists Do (#8)

[ ] Ranking at each section and finish  
 -:-:- No data available at this section  
 NA No data available

SCN Saddle cloth number  
 DNF Did not finish  
 DNT Did not track



Horse/Jockey Name	Twinkle Time
Final Rank	1
Fastest Section Time (Section)	0:11.47 (600m)
Top Speed [km/h] (Section)	65.1 (600m)
Race State	Finished

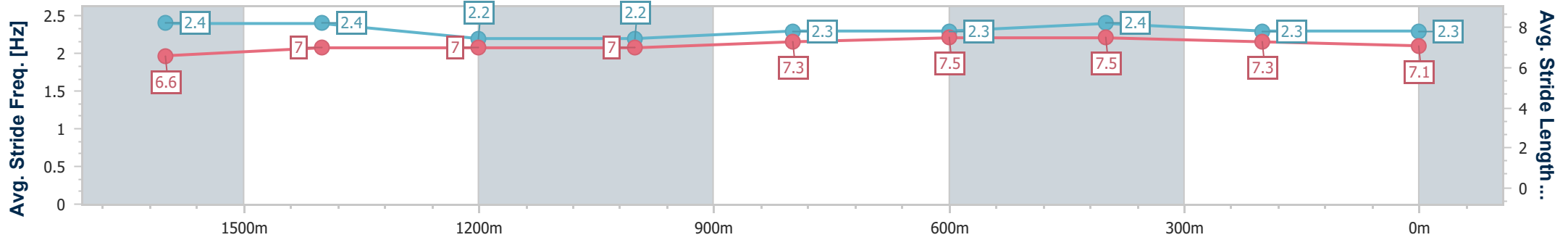
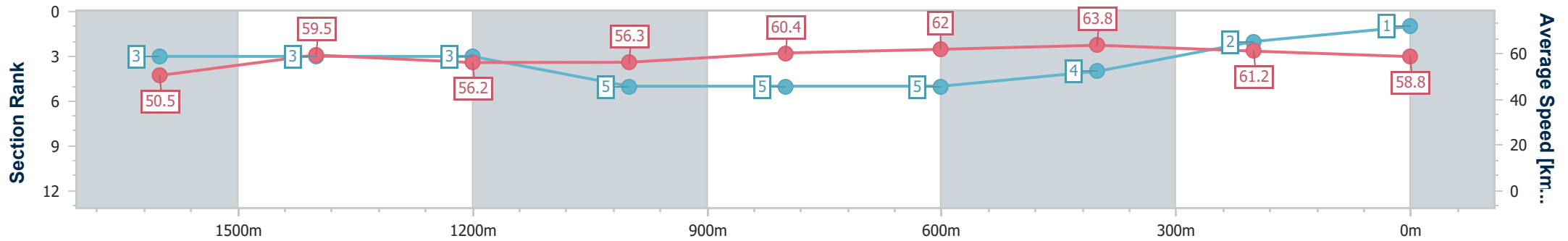


Aquis Park Gold Coast QLD Professional  
Race 3: RITCHIE BROTHERS Maiden Handicap - 1800m



08 February 2025 - 15:25  
Track Rating: Soft 5, Weather: Fine, Rail Position: +5m 900m-  
W/Post; +3m Remainder

Section	Overall	1600m	1400m	1200m	1000m	800m	600m	400m	200m				
Section Times	1:51.45 [1] (0:14.34)	1:37.11 [3] (0:12.23)	1:24.88 [3] (0:12.88)	1:12.00 [3] (0:12.80)	0:59.20 [5] (0:12.00)	0:47.20 [5] (0:11.71)	0:35.49 [5] (0:11.47)	0:24.02 [4] (0:11.79)	0:12.23 [2] (0:12.23)				
Average Speed [km/h]	50.5	59.5	56.2	56.3	60.4	62.0	63.8	61.2	58.8				
Top Speed [km/h]	63.5	62.0	58.0	59.1	61.4	63.2	65.1	62.8	61.3				
Avg. Dist. to Rail [m]	3.6	2.2	2.2	2.0	1.6	2.4	2.4	4.4	3.1				
Avg. Stride Freq. [Hz]	2.4	2.4	2.2	2.2	2.3	2.3	2.4	2.3	2.3				
Avg. Stride Length [m]	6.6	7.0	7.0	7.0	7.3	7.5	7.5	7.3	7.1				



- [ ] Ranking at each section and finish
- .-.- No data available at this section
- NA No data available





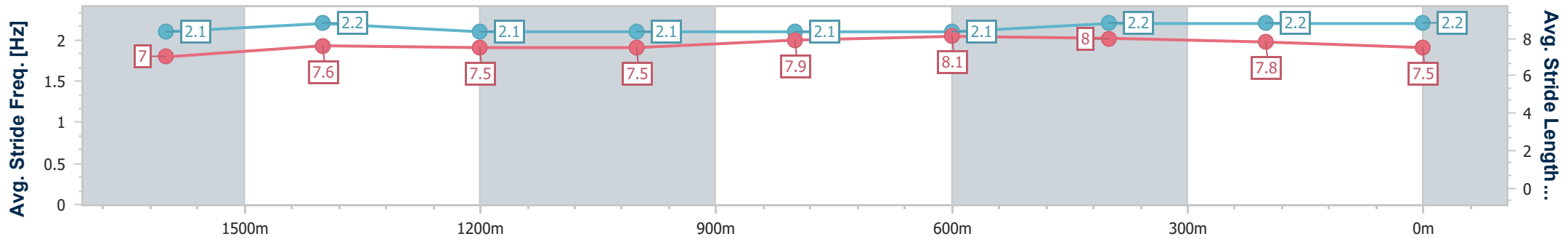
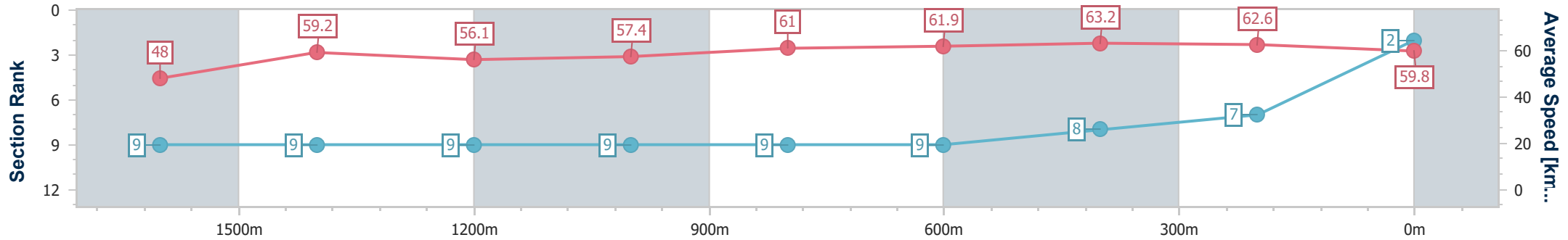
Horse/Jockey Name	Desert Angel
Final Rank	2
Fastest Section Time (Section)	0:11.52 (600m)
Top Speed [km/h] (Section)	64.1 (800m)
Race State	Finished



**Aquis Park Gold Coast QLD Professional**  
**Race 3: RITCHIE BROTHERS Maiden Handicap - 1800m**  
 08 February 2025 - 15:25  
 Track Rating: Soft 5, Weather: Fine, Rail Position: +5m 900m-  
 W/Post; +3m Remainder



Section	Overall	1600m	1400m	1200m	1000m	800m	600m	400m	200m				
Section Times	1:51.48 [2] (0:15.00)	1:36.48 [9] (0:12.30)	1:24.18 [9] (0:12.90)	1:11.28 [9] (0:12.52)	0:58.76 [9] (0:11.94)	0:46.82 [9] (0:11.68)	0:35.14 [9] (0:11.52)	0:23.62 [8] (0:11.58)	0:12.04 [7] (0:12.04)				
Average Speed [km/h]	48.0	59.2	56.1	57.4	61.0	61.9	63.2	62.6	59.8				
Top Speed [km/h]	60.4	61.4	59.6	58.3	62.2	64.1	63.6	63.4	61.6				
Avg. Dist. to Rail [m]	3.0	1.9	1.9	2.0	1.7	2.0	2.0	4.9	5.8				
Avg. Stride Freq. [Hz]	2.1	2.2	2.1	2.1	2.1	2.1	2.2	2.2	2.2				
Avg. Stride Length [m]	7.0	7.6	7.5	7.5	7.9	8.1	8.0	7.8	7.5				



- [ ] Ranking at each section and finish
- .-.- No data available at this section
- NA No data available



Horse/Jockey Name	Miss Reilly
Final Rank	3
Fastest Section Time (Section)	0:11.26 (600m)
Top Speed [km/h] (Section)	65.5 (600m)
Race State	Finished

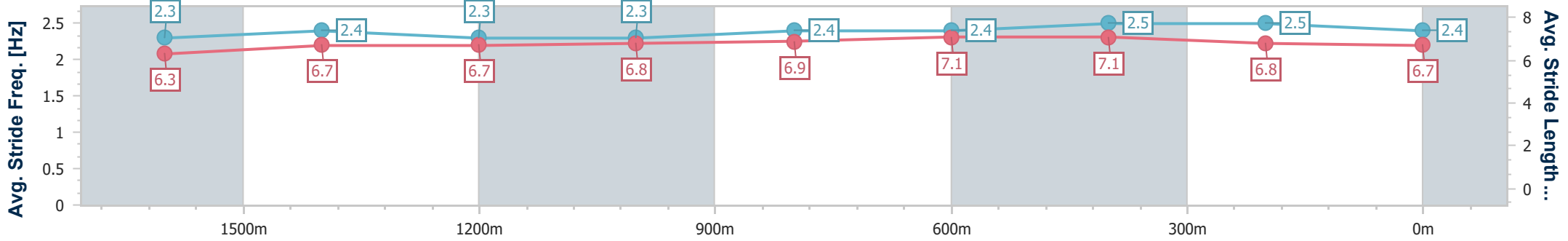
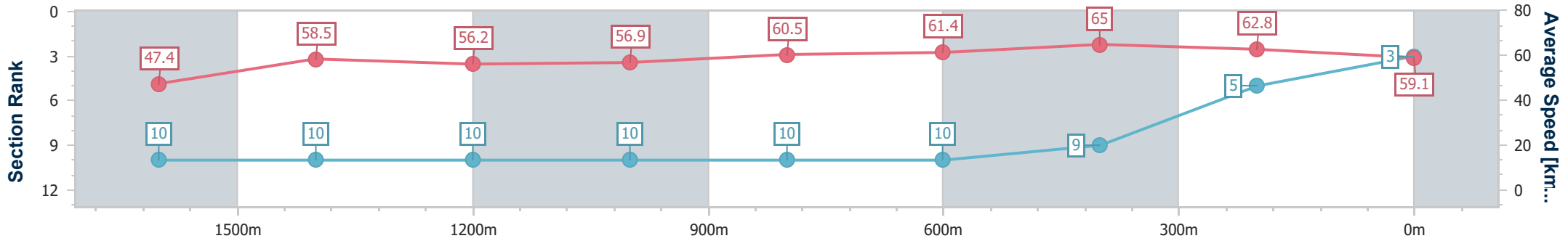


Aquis Park Gold Coast QLD Professional  
Race 3: RITCHIE BROTHERS Maiden Handicap - 1800m



08 February 2025 - 15:25  
Track Rating: Soft 5, Weather: Fine, Rail Position: +5m 900m-  
W/Post; +3m Remainder

Section	Overall	1600m	1400m	1200m	1000m	800m	600m	400m	200m				
Section Times	1:51.61 [3] (0:15.22)	1:36.39 [10] (0:12.31)	1:24.08 [10] (0:12.76)	1:11.32 [10] (0:12.70)	0:58.62 [10] (0:11.88)	0:46.74 [10] (0:11.77)	0:34.97 [10] (0:11.26)	0:23.71 [9] (0:11.49)	0:12.22 [5] (0:12.22)				
Average Speed [km/h]	47.4	58.5	56.2	56.9	60.5	61.4	65.0	62.8	59.1				
Top Speed [km/h]	58.8	59.1	58.8	58.0	63.2	64.3	65.5	63.9	61.7				
Avg. Dist. to Rail [m]	4.5	0.7	0.4	0.3	1.5	1.4	2.8	6.2	7.5				
Avg. Stride Freq. [Hz]	2.3	2.4	2.3	2.3	2.4	2.4	2.5	2.5	2.4				
Avg. Stride Length [m]	6.3	6.7	6.7	6.8	6.9	7.1	7.1	6.8	6.7				



- [ ] Ranking at each section and finish
- .-.- No data available at this section
- NA No data available



Horse/Jockey Name	Caesar Cake
Final Rank	4
Fastest Section Time (Section)	0:11.72 (1200m)
Top Speed [km/h] (Section)	64.1 (1200m)
Race State	Finished

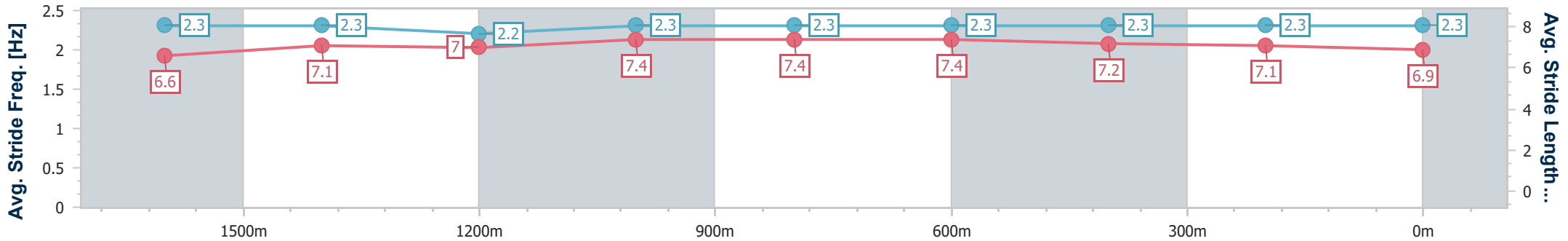
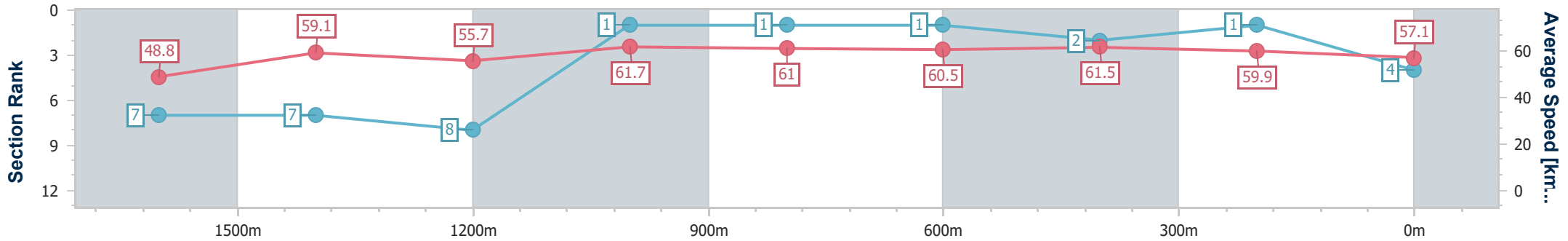


Aquis Park Gold Coast QLD Professional  
Race 3: RITCHIE BROTHERS Maiden Handicap - 1800m



08 February 2025 - 15:25  
Track Rating: Soft 5, Weather: Fine, Rail Position: +5m 900m-  
W/Post; +3m Remainder

Section	Overall	1600m	1400m	1200m	1000m	800m	600m	400m	200m				
Section Times	1:51.69 [4] (0:14.77)	1:36.92 [7] (0:12.25)	1:24.67 [7] (0:12.93)	1:11.74 [8] (0:11.72)	1:00.02 [1] (0:11.77)	0:48.25 [1] (0:11.92)	0:36.33 [1] (0:11.73)	0:24.60 [2] (0:12.05)	0:12.55 [1] (0:12.55)				
Average Speed [km/h]	48.8	59.1	55.7	61.7	61.0	60.5	61.5	59.9	57.1				
Top Speed [km/h]	62.1	59.9	59.3	64.1	62.1	60.9	62.8	61.5	58.4				
Avg. Dist. to Rail [m]	3.9	1.2	1.6	2.6	1.1	0.9	0.5	0.9	2.3				
Avg. Stride Freq. [Hz]	2.3	2.3	2.2	2.3	2.3	2.3	2.3	2.3	2.3				
Avg. Stride Length [m]	6.6	7.1	7.0	7.4	7.4	7.4	7.2	7.1	6.9				



- [ ] Ranking at each section and finish
- .-.- No data available at this section
- NA No data available



Horse/Jockey Name	Kalkanli
Final Rank	5
Fastest Section Time (Section)	0:11.61 (600m)
Top Speed [km/h] (Section)	64.8 (Overall)
Race State	Finished

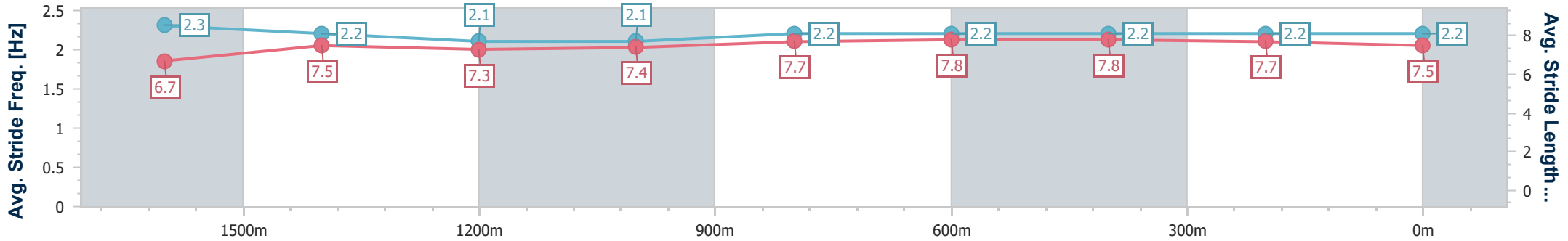
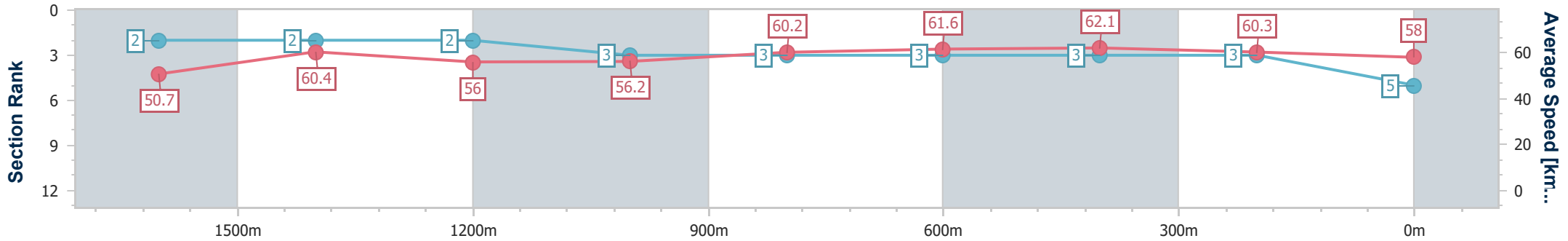


Aquis Park Gold Coast QLD Professional  
Race 3: RITCHIE BROTHERS Maiden Handicap - 1800m



08 February 2025 - 15:25  
Track Rating: Soft 5, Weather: Fine, Rail Position: +5m 900m-  
W/Post; +3m Remainder

Section	Overall	1600m	1400m	1200m	1000m	800m	600m	400m	200m				
Section Times	1:51.69 [5] (0:14.25)	1:37.44 [2] (0:12.02)	1:25.42 [2] (0:12.92)	1:12.50 [2] (0:12.78)	0:59.72 [3] (0:12.02)	0:47.70 [3] (0:11.71)	0:35.99 [3] (0:11.61)	0:24.38 [3] (0:11.98)	0:12.40 [3] (0:12.40)				
Average Speed [km/h]	50.7	60.4	56.0	56.2	60.2	61.6	62.1	60.3	58.0				
Top Speed [km/h]	64.8	64.8	57.9	58.9	60.8	63.1	63.1	61.2	59.2				
Avg. Dist. to Rail [m]	8.0	2.1	1.5	1.5	1.2	1.2	0.7	2.6	3.4				
Avg. Stride Freq. [Hz]	2.3	2.2	2.1	2.1	2.2	2.2	2.2	2.2	2.2				
Avg. Stride Length [m]	6.7	7.5	7.3	7.4	7.7	7.8	7.8	7.7	7.5				



- [ ] Ranking at each section and finish
- .-.- No data available at this section
- NA No data available



Horse/Jockey Name	Viking Blood
Final Rank	6
Fastest Section Time (Section)	0:11.22 (400m)
Top Speed [km/h] (Section)	81.1 (800m)
Race State	Finished

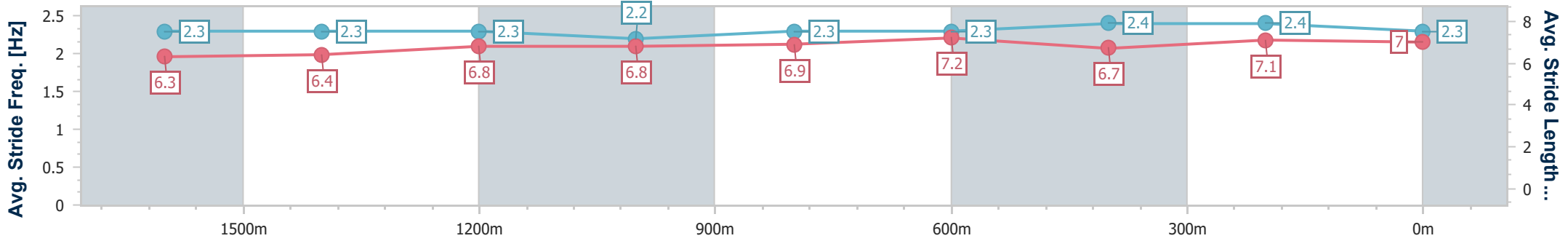
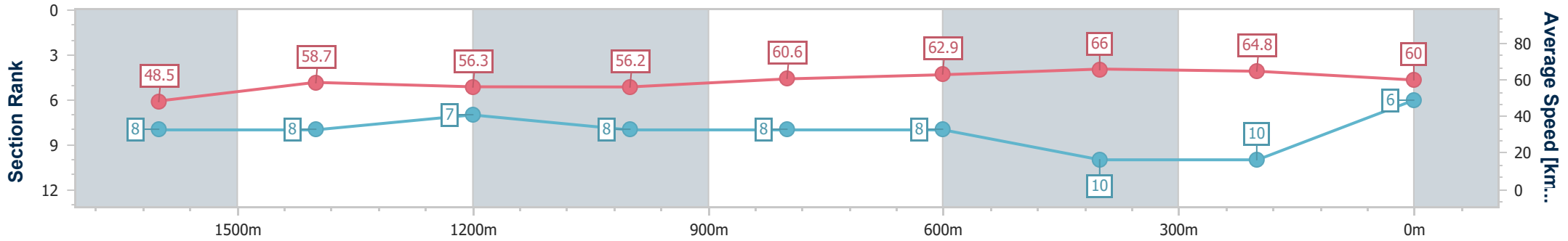


Aquis Park Gold Coast QLD Professional  
Race 3: RITCHIE BROTHERS Maiden Handicap - 1800m



08 February 2025 - 15:25  
Track Rating: Soft 5, Weather: Fine, Rail Position: +5m 900m-  
W/Post; +3m Remainder

Section	Overall	1600m	1400m	1200m	1000m	800m	600m	400m	200m				
Section Times	1:51.78 [6] (0:14.88)	1:36.90 [8] (0:12.27)	1:24.63 [8] (0:12.74)	1:11.89 [7] (0:12.82)	0:59.07 [8] (0:11.79)	0:47.28 [8] (0:11.77)	0:35.51 [8] (0:12.30)	0:23.21 [10] (0:11.22)	0:11.99 [10] (0:11.99)				
Average Speed [km/h]	48.5	58.7	56.3	56.2	60.6	62.9	66.0	64.8	60.0				
Top Speed [km/h]	61.0	59.4	58.9	57.0	62.6	81.1	80.8	67.3	62.7				
Avg. Dist. to Rail [m]	1.7	0.6	0.3	0.7	1.2	0.9	18.0	5.3	1.9				
Avg. Stride Freq. [Hz]	2.3	2.3	2.3	2.2	2.3	2.3	2.4	2.4	2.3				
Avg. Stride Length [m]	6.3	6.4	6.8	6.8	6.9	7.2	6.7	7.1	7.0				



- [ ] Ranking at each section and finish
- .-.- No data available at this section
- NA No data available



Horse/Jockey Name	Wimoweh
Final Rank	7
Fastest Section Time (Section)	0:11.58 (600m)
Top Speed [km/h] (Section)	63.3 (800m)
Race State	Finished

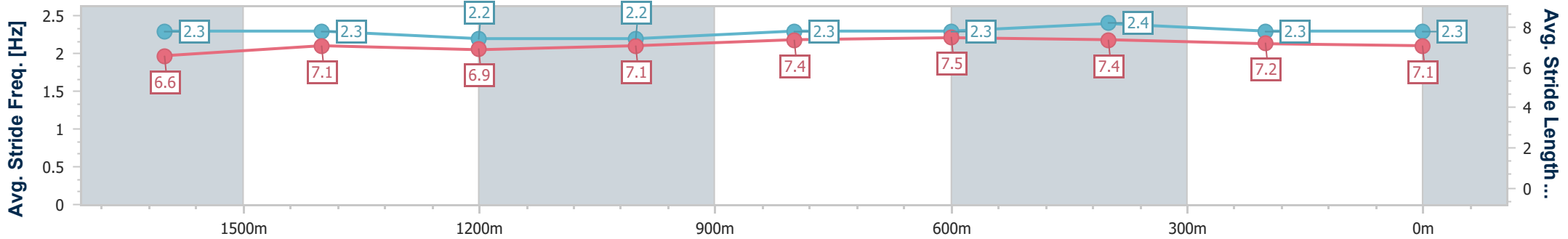
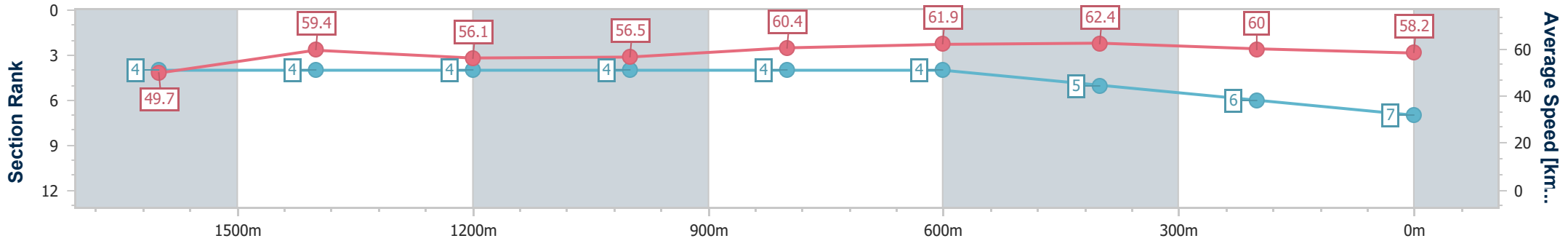


Aquis Park Gold Coast QLD Professional  
 Race 3: RITCHIE BROTHERS Maiden Handicap - 1800m



08 February 2025 - 15:25  
 Track Rating: Soft 5, Weather: Fine, Rail Position: +5m 900m-  
 W/Post; +3m Remainder

Section	Overall	1600m	1400m	1200m	1000m	800m	600m	400m	200m				
Section Times	1:51.79 [7] (0:14.47)	1:37.32 [4] (0:12.19)	1:25.13 [4] (0:12.81)	1:12.32 [4] (0:12.75)	0:59.57 [4] (0:11.95)	0:47.62 [4] (0:11.69)	0:35.93 [4] (0:11.58)	0:24.35 [5] (0:11.97)	0:12.38 [6] (0:12.38)				
Average Speed [km/h]	49.7	59.4	56.1	56.5	60.4	61.9	62.4	60.0	58.2				
Top Speed [km/h]	61.1	60.9	57.7	59.0	61.1	63.3	63.0	61.7	59.1				
Avg. Dist. to Rail [m]	2.3	0.9	0.7	0.9	1.3	1.4	0.5	0.2	0.3				
Avg. Stride Freq. [Hz]	2.3	2.3	2.2	2.2	2.3	2.3	2.4	2.3	2.3				
Avg. Stride Length [m]	6.6	7.1	6.9	7.1	7.4	7.5	7.4	7.2	7.1				



- [ ] Ranking at each section and finish
- .-.- No data available at this section
- NA No data available



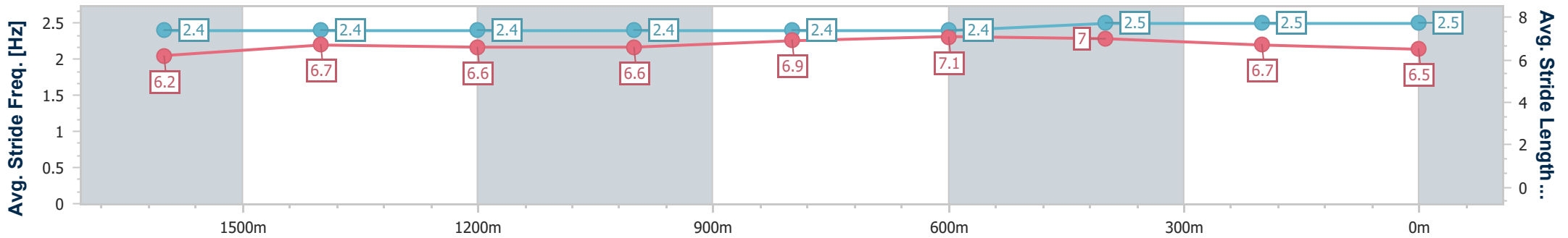
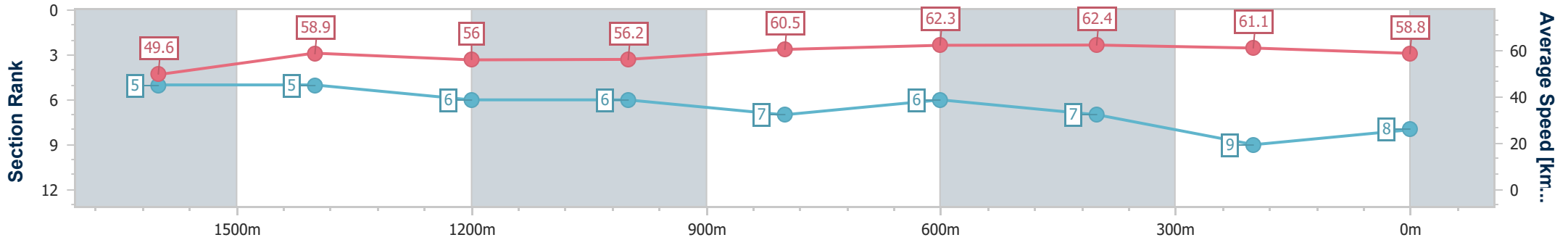
Horse/Jockey Name	Polly Princess
Final Rank	8
Fastest Section Time (Section)	0:11.64 (800m)
Top Speed [km/h] (Section)	63.9 (800m)
Race State	Finished



Aquis Park Gold Coast QLD Professional  
 Race 3: RITCHIE BROTHERS Maiden Handicap - 1800m  
 08 February 2025 - 15:25  
 Track Rating: Soft 5, Weather: Fine, Rail Position: +5m 900m-  
 W/Post; +3m Remainder



Section	Overall	1600m	1400m	1200m	1000m	800m	600m	400m	200m				
Section Times	1:51.82 [8] (0:14.58)	1:37.24 [5] (0:12.28)	1:24.96 [5] (0:12.90)	1:12.06 [6] (0:12.78)	0:59.28 [6] (0:11.94)	0:47.34 [7] (0:11.64)	0:35.70 [6] (0:11.66)	0:24.04 [7] (0:11.80)	0:12.24 [9] (0:12.24)				
Average Speed [km/h]	49.6	58.9	56.0	56.2	60.5	62.3	62.4	61.1	58.8				
Top Speed [km/h]	61.8	60.9	57.8	58.0	62.2	63.9	63.5	62.1	60.7				
Avg. Dist. to Rail [m]	6.5	1.4	1.0	1.7	1.2	1.8	1.3	2.6	5.0				
Avg. Stride Freq. [Hz]	2.4	2.4	2.4	2.4	2.4	2.4	2.5	2.5	2.5				
Avg. Stride Length [m]	6.2	6.7	6.6	6.6	6.9	7.1	7.0	6.7	6.5				



- [ ] Ranking at each section and finish
- .-.- No data available at this section
- NA No data available



Horse/Jockey Name	Deep Drive
Final Rank	9
Fastest Section Time (Section)	0:11.51 (600m)
Top Speed [km/h] (Section)	63.8 (600m)
Race State	Finished



Aquis Park Gold Coast QLD Professional

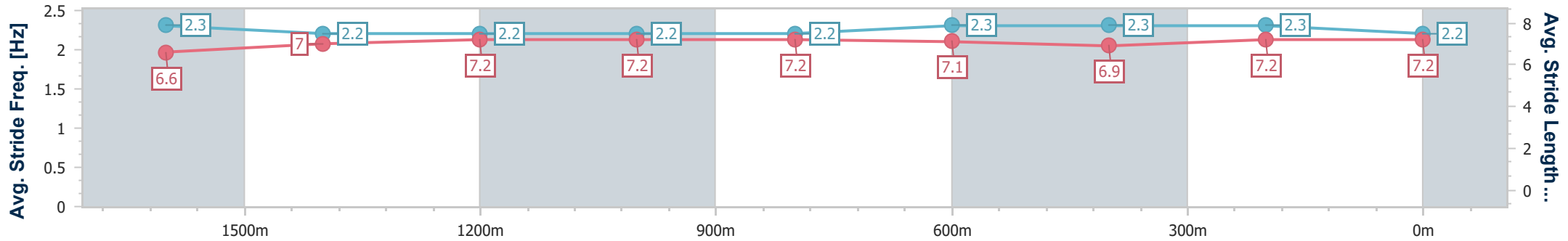
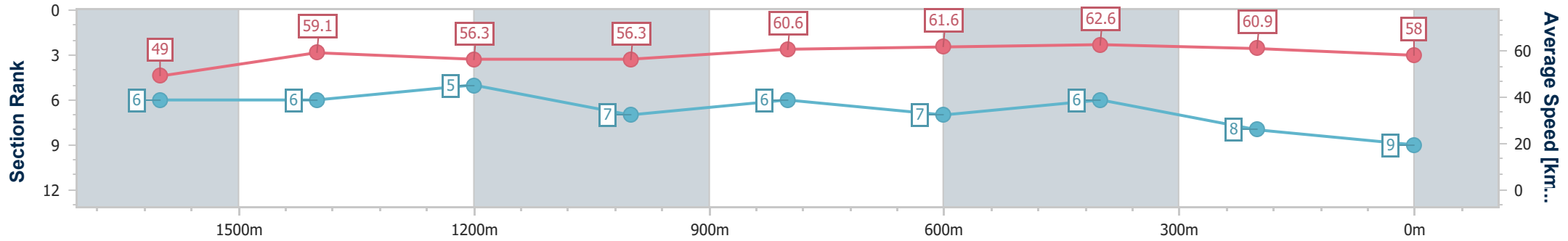
Race 3: RITCHIE BROTHERS Maiden Handicap - 1800m



08 February 2025 - 15:25

Track Rating: Soft 5, Weather: Fine, Rail Position: +5m 900m-  
W/Post; +3m Remainder

Section	Overall	1600m	1400m	1200m	1000m	800m	600m	400m	200m				
Section Times	1:51.91 [9] (0:14.69)	1:37.22 [6] (0:12.28)	1:24.94 [6] (0:12.78)	1:12.16 [5] (0:12.80)	0:59.36 [7] (0:11.90)	0:47.46 [6] (0:11.68)	0:35.78 [7] (0:11.51)	0:24.27 [6] (0:11.85)	0:12.42 [8] (0:12.42)				
Average Speed [km/h]	49.0	59.1	56.3	56.3	60.6	61.6	62.6	60.9	58.0				
Top Speed [km/h]	63.1	60.3	57.9	58.3	61.6	63.3	63.8	61.6	58.5				
Avg. Dist. to Rail [m]	1.8	1.2	0.8	0.8	1.1	0.8	0.6	2.6	4.5				
Avg. Stride Freq. [Hz]	2.3	2.2	2.2	2.2	2.2	2.3	2.3	2.3	2.2				
Avg. Stride Length [m]	6.6	7.0	7.2	7.2	7.2	7.1	6.9	7.2	7.2				



- [ ] Ranking at each section and finish
- .-.- No data available at this section
- NA No data available





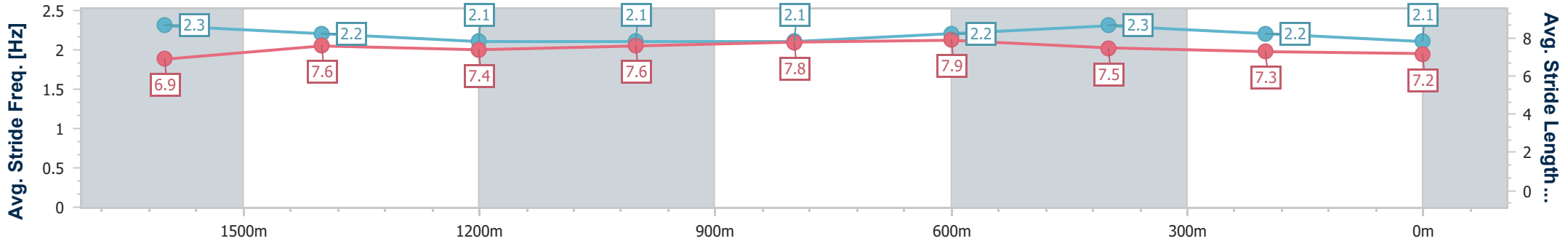
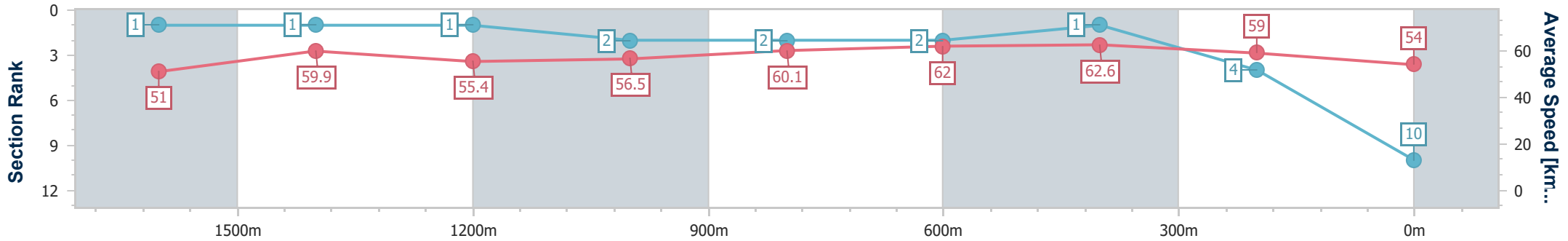
Horse/Jockey Name	Flying Astern
Final Rank	10
Fastest Section Time (Section)	0:11.56 (600m)
Top Speed [km/h] (Section)	64.0 (600m)
Race State	Finished



**Aquis Park Gold Coast QLD Professional**  
**Race 3: RITCHIE BROTHERS Maiden Handicap - 1800m**  
 08 February 2025 - 15:25  
 Track Rating: Soft 5, Weather: Fine, Rail Position: +5m 900m-  
 W/Post; +3m Remainder



Section	Overall	1600m	1400m	1200m	1000m	800m	600m	400m	200m				
Section Times	1:52.65 [10] (0:14.15)	1:38.50 [1] (0:12.02)	1:26.48 [1] (0:13.00)	1:13.48 [1] (0:12.72)	1:00.76 [2] (0:11.97)	0:48.79 [2] (0:11.65)	0:37.14 [2] (0:11.56)	0:25.58 [1] (0:12.24)	0:13.34 [4] (0:13.34)				
Average Speed [km/h]	51.0	59.9	55.4	56.5	60.1	62.0	62.6	59.0	54.0				
Top Speed [km/h]	63.0	62.2	57.6	60.2	61.4	63.1	64.0	60.3	56.9				
Avg. Dist. to Rail [m]	0.9	0.7	0.4	0.7	1.1	0.9	1.1	2.1	2.9				
Avg. Stride Freq. [Hz]	2.3	2.2	2.1	2.1	2.1	2.2	2.3	2.2	2.1				
Avg. Stride Length [m]	6.9	7.6	7.4	7.6	7.8	7.9	7.5	7.3	7.2				



- [ ] Ranking at each section and finish
- .-.- No data available at this section
- NA No data available



# Aquis Park Gold Coast QLD Professional

## Race 4: DEMEX BENCHMARK 62 Handicap - 1800m



08 February 2025 - 16:04

Track Rating: Soft 5, Weather: Fine, Rail Position: +5m 900m-W/Post; +3m Remainder

Section														
Field Times	Overall	1600m	1400m	1200m	1000m	800m	600m	Last 600m						
	1:49.44 (0:14.06)	1:35.38 (0:11.35)	1:24.03 (0:11.69)	1:12.34 (0:11.93)	1:00.41 (0:12.10)	0:48.31 (0:11.87)	0:36.44 (0:12.10)	0:36.44						
Rank	TAB	Horse/Jockey	Barrier	Top Speed [km/h]	Fastest Section	Overall	1600m	1400m	1200m	1000m	800m	600m	Last 600m	Distance Travelled [m]
1	3	SCARLET PRINCE Jace McMurray	14	63.5 1600m	0:11.52 1400m	1:49.44 [1] (0:14.49)	1:34.95 [7] (0:11.78)	1:23.17 [7] (0:11.52)	1:11.65 [6] (0:11.92)	0:59.73 [5] (0:12.03)	0:47.70 [5] (0:11.84)	0:35.86 [5] (0:11.78)	0:35.86	
2	4	PRADO Anthony Allen	7	63.6 Overall	0:11.67 1600m	1:49.73 [2] (0:14.91)	1:34.82 [12] (0:11.67)	1:23.15 [10] (0:11.68)	1:11.47 [12] (0:12.11)	0:59.36 [12] (0:11.84)	0:47.52 [11] (0:11.90)	0:35.62 [12] (0:11.71)	0:35.62	-7
3	1	GRIPPING Corey Sutherland	16	64.9 1400m	0:11.43 1400m	1:50.31 [3] (0:14.81)	1:35.50 [10] (0:11.78)	1:23.72 [11] (0:11.43)	1:12.29 [10] (0:12.00)	1:00.29 [9] (0:11.98)	0:48.31 [10] (0:11.83)	0:36.48 [9] (0:11.87)	0:36.48	+4
4	9	WATERMELON Justin Stanley	9	65.1 1400m	0:11.48 1400m	1:50.32 [4] (0:14.43)	1:35.89 [6] (0:11.54)	1:24.35 [4] (0:11.48)	1:12.87 [4] (0:11.99)	1:00.88 [4] (0:12.09)	0:48.79 [4] (0:11.89)	0:36.90 [3] (0:11.87)	0:36.90	-3
5	2	ONE THING COUNTS Matthew McGuren	6	63.8 Overall	0:11.63 1400m	1:50.51 [5] (0:14.51)	1:36.00 [8] (0:11.78)	1:24.22 [9] (0:11.63)	1:12.59 [8] (0:12.04)	1:00.55 [8] (0:11.97)	0:48.58 [8] (0:11.89)	0:36.69 [8] (0:11.76)	0:36.69	-4
6	5	DEVOCEAN Dylan Turner	5	64.0 1600m	0:11.66 1400m	1:50.68 [6] (0:14.28)	1:36.40 [4] (0:11.75)	1:24.65 [6] (0:11.66)	1:12.99 [5] (0:12.06)	1:00.93 [6] (0:12.03)	0:48.90 [6] (0:11.92)	0:36.98 [6] (0:11.93)	0:36.98	-5
7	10	GUARDED OPTIMIST Sean Cormack	8	63.5 Overall	0:11.62 1400m	1:50.71 [7] (0:14.81)	1:35.90 [11] (0:11.79)	1:24.11 [12] (0:11.62)	1:12.49 [11] (0:12.11)	1:00.38 [11] (0:11.90)	0:48.48 [12] (0:11.88)	0:36.60 [11] (0:11.82)	0:36.60	-2
8	7	SECURITY ADVISOR Rob Thorburn	15	67.3 1600m	0:11.34 1600m	1:50.75 [8] (0:14.07)	1:36.68 [2] (0:11.34)	1:25.34 [1] (0:11.71)	1:13.63 [2] (0:11.95)	1:01.68 [2] (0:12.06)	0:49.62 [1] (0:11.87)	0:37.75 [1] (0:12.10)	0:37.75	-5
9	11	HURRICANE ROSIE Michael Cahill	2	63.6 Overall	0:11.73 1600m	1:50.96 [9] (0:14.28)	1:36.68 [5] (0:11.73)	1:24.95 [5] (0:11.79)	1:13.16 [7] (0:12.03)	1:01.13 [7] (0:12.02)	0:49.11 [7] (0:11.95)	0:37.16 [7] (0:11.79)	0:37.16	-13
10	13	GRACIE BLUE Yvette Lewis	3	64.1 Overall	0:11.71 1400m	1:51.31 [10] (0:14.56)	1:36.75 [9] (0:11.73)	1:25.02 [8] (0:11.71)	1:13.31 [9] (0:12.06)	1:01.25 [10] (0:11.90)	0:49.35 [9] (0:12.00)	0:37.35 [10] (0:11.81)	0:37.35	-11

Scratched: Reel Wild (#17), Decarbonise (#16), Medical Autocrat (#6), Dark Thinker (#12), Monastery (#15)

[ ] Ranking at each section and finish  
 -:-:- No data available at this section  
 NA No data available

SCN Saddle cloth number  
 DNF Did not finish  
 DNT Did not track



**Aquis Park Gold Coast QLD Professional**  
**Race 4: DEMEX BENCHMARK 62 Handicap - 1800m**  
**08 February 2025 - 16:04**



Track Rating: Soft 5, Weather: Fine, Rail Position: +5m 900m-W/Post; +3m Remainder

Section		Overall	1600m	1400m	1200m	1000m	800m	600m	Last 600m				
Field Times		1:49.44 (0:14.06)	1:35.38 (0:11.35)	1:24.03 (0:11.69)	1:12.34 (0:11.93)	1:00.41 (0:12.10)	0:48.31 (0:11.87)	0:36.44 (0:12.10)	0:36.44				
Rank	TAB Horse/Jockey	Barrier	Top Speed [km/h]	Fastest Section	Distance Travelled [m]								
11	14 APPELLANT Tiffani Brooker	1	65.3 1600m	0:11.37 1600m	1:51.38 [11] (0:14.06)	1:37.32 [1] (0:11.37)	1:25.95 [2] (0:11.67)	1:14.28 [1] (0:11.93)	1:02.35 [1] (0:12.14)	0:50.21 [2] (0:11.93)	0:38.28 [2] (0:12.02)	0:38.28	-14
12	8 FLYING BAT Jaden Lloyd	13	65.2 Overall	0:11.62 1600m	1:51.91 [12] (0:14.14)	1:37.77 [3] (0:11.62)	1:26.15 [3] (0:11.63)	1:14.52 [3] (0:12.01)	1:02.51 [3] (0:12.05)	0:50.46 [3] (0:11.99)	0:38.47 [4] (0:11.88)	0:38.47	-10

Scratched: Reel Wild (#17), Decarbonise (#16), Medical Autocrat (#6), Dark Thinker (#12), Monastery (#15)



**Aquis Park Gold Coast QLD Professional**  
**Race 4: DEMEX BENCHMARK 62 Handicap - 1800m**  
**08 February 2025 - 16:04**



Track Rating: Soft 5, Weather: Fine, Rail Position: +5m 900m-W/Post; +3m Remainder

Section				400m	200m			Last 600m		
Field Times				0:24.34 (0:12.28)	0:12.06 (0:12.06)			0:36.44		
Rank	TAB	Horse/Jockey	Barrier	Top Speed [km/h]	Fastest Section	Margin			Distance Travelled [m]	
1	3	<b>SCARLET PRINCE</b> Jace McMurray	14	63.5 1600m	0:11.52 1400m	0:24.08 [5] (0:12.02)	0:12.06 [1] (0:12.06)	1:49.44	0:35.86	
2	4	<b>PRADO</b> Anthony Allen	7	63.6 Overall	0:11.67 1600m	0:23.91 [11] (0:11.82)	0:12.09 [4] (0:12.09)	1.5L	0:35.62	-7
3	1	<b>GRIPPING</b> Corey Sutherland	16	64.9 1400m	0:11.43 1400m	0:24.61 [9] (0:11.91)	0:12.70 [3] (0:12.70)	4.8L	0:36.48	+4
4	9	<b>WATERMELON</b> Justin Stanley	9	65.1 1400m	0:11.48 1400m	0:25.03 [3] (0:12.24)	0:12.79 [2] (0:12.79)	4.9L	0:36.90	-3
5	2	<b>ONE THING COUNTS</b> Matthew McGuren	6	63.8 Overall	0:11.63 1400m	0:24.93 [6] (0:12.40)	0:12.53 [10] (0:12.53)	5.9L	0:36.69	-4
6	5	<b>DEVOCEAN</b> Dylan Turner	5	64.0 1600m	0:11.66 1400m	0:25.05 [8] (0:12.27)	0:12.78 [7] (0:12.78)	6.9L	0:36.98	-5
7	10	<b>GUARDED OPTIMIST</b> Sean Cormack	8	63.5 Overall	0:11.62 1400m	0:24.78 [12] (0:12.28)	0:12.50 [12] (0:12.50)	7L	0:36.60	-2
8	7	<b>SECURITY ADVISOR</b> Rob Thorburn	15	67.3 1600m	0:11.34 1600m	0:25.65 [1] (0:12.60)	0:13.05 [5] (0:13.05)	7.2L	0:37.75	-5
9	11	<b>HURRICANE ROSIE</b> Michael Cahill	2	63.6 Overall	0:11.73 1600m	0:25.37 [7] (0:12.33)	0:13.04 [8] (0:13.04)	8.2L	0:37.16	-13
10	13	<b>GRACIE BLUE</b> Yvette Lewis	3	64.1 Overall	0:11.71 1400m	0:25.54 [10] (0:12.27)	0:13.27 [11] (0:13.27)	10.2L	0:37.35	-11

Scratched: Reel Wild (#17), Decarbonise (#16), Medical Autocrat (#6), Dark Thinker (#12), Monastery (#15)

[ ] Ranking at each section and finish  
 -:-:- No data available at this section  
 NA No data available

SCN Saddle cloth number  
 DNF Did not finish  
 DNT Did not track



**Aquis Park Gold Coast QLD Professional**  
**Race 4: DEMEX BENCHMARK 62 Handicap - 1800m**  
**08 February 2025 - 16:04**



Track Rating: Soft 5, Weather: Fine, Rail Position: +5m 900m-W/Post; +3m Remainder

Section		400m	200m			Last 600m			
Field Times		0:24.34 (0:12.28)	0:12.06 (0:12.06)			0:36.44			
Rank	TAB Horse/Jockey	Barrier	Top Speed [km/h]	Fastest Section	Margin	Distance Travelled [m]			
11	14 APPELLANT Tiffani Brooker	1	65.3 1600m	0:11.37 1600m	0:26.26 [2] (0:12.67)	0:13.59 [6] (0:13.59)	10.5L	0:38.28	-14
12	8 FLYING BAT Jaden Lloyd	13	65.2 Overall	0:11.62 1600m	0:26.59 [4] (0:12.62)	0:13.97 [9] (0:13.97)	13.5L	0:38.47	-10

Scratched: Reel Wild (#17), Decarbonise (#16), Medical Autocrat (#6), Dark Thinker (#12), Monastery (#15)

[ ] Ranking at each section and finish  
 -:-:-:- No data available at this section  
 NA No data available

SCN Saddle cloth number  
 DNF Did not finish  
 DNT Did not track



Horse/Jockey Name	Scarlet Prince
Final Rank	1
Fastest Section Time (Section)	0:11.52 (1400m)
Top Speed [km/h] (Section)	63.5 (1600m)
Race State	Finished



Aquis Park Gold Coast QLD Professional

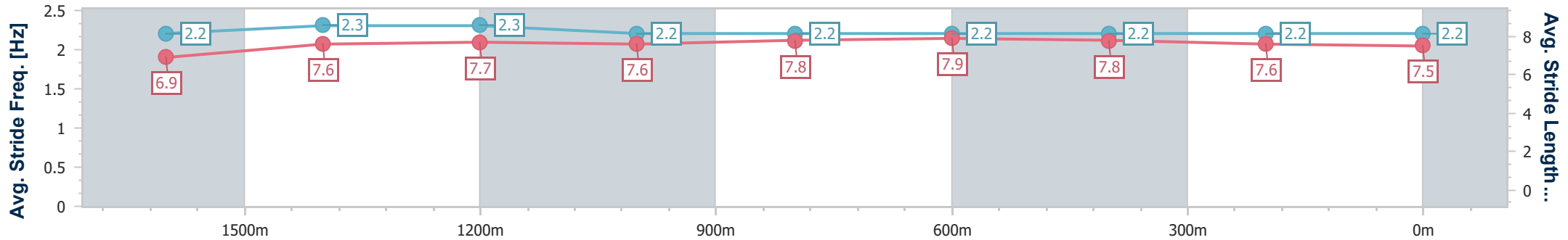
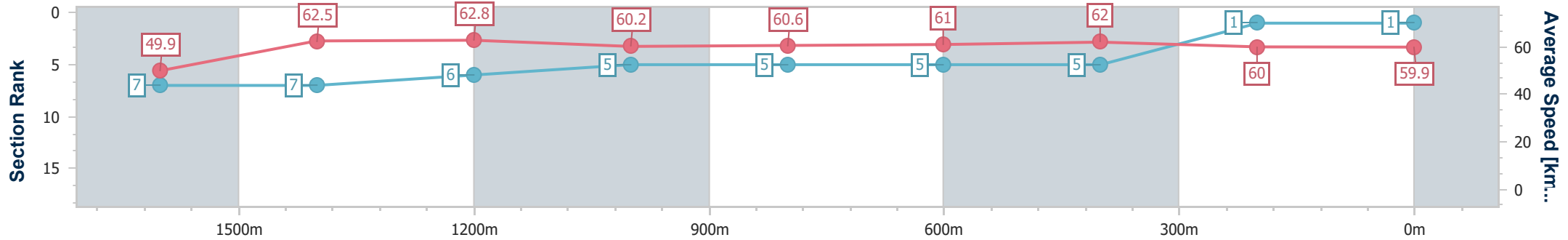
Race 4: DEMEX BENCHMARK 62 Handicap - 1800m



08 February 2025 - 16:04

Track Rating: Soft 5, Weather: Fine, Rail Position: +5m 900m-  
W/Post; +3m Remainder

Section	Overall	1600m	1400m	1200m	1000m	800m	600m	400m	200m				
Section Times	1:49.44 [1] (0:14.49)	1:34.95 [7] (0:11.78)	1:23.17 [7] (0:11.52)	1:11.65 [6] (0:11.92)	0:59.73 [5] (0:12.03)	0:47.70 [5] (0:11.84)	0:35.86 [5] (0:11.78)	0:24.08 [5] (0:12.02)	0:12.06 [1] (0:12.06)				
Average Speed [km/h]	49.9	62.5	62.8	60.2	60.6	61.0	62.0	60.0	59.9				
Top Speed [km/h]	63.4	63.5	63.1	61.6	61.4	62.4	62.7	61.3	61.9				
Avg. Dist. to Rail [m]	7.4	3.9	2.7	2.6	1.7	2.2	2.2	4.1	5.4				
Avg. Stride Freq. [Hz]	2.2	2.3	2.3	2.2	2.2	2.2	2.2	2.2	2.2				
Avg. Stride Length [m]	6.9	7.6	7.7	7.6	7.8	7.9	7.8	7.6	7.5				



- [ ] Ranking at each section and finish
- .-.- No data available at this section
- NA No data available



Horse/Jockey Name	Prado
Final Rank	2
Fastest Section Time (Section)	0:11.67 (1600m)
Top Speed [km/h] (Section)	63.6 (Overall)
Race State	Finished



Aquis Park Gold Coast QLD Professional

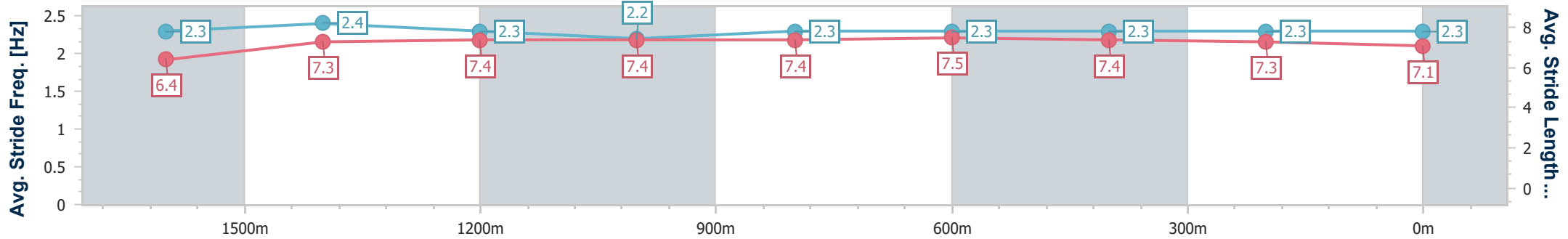
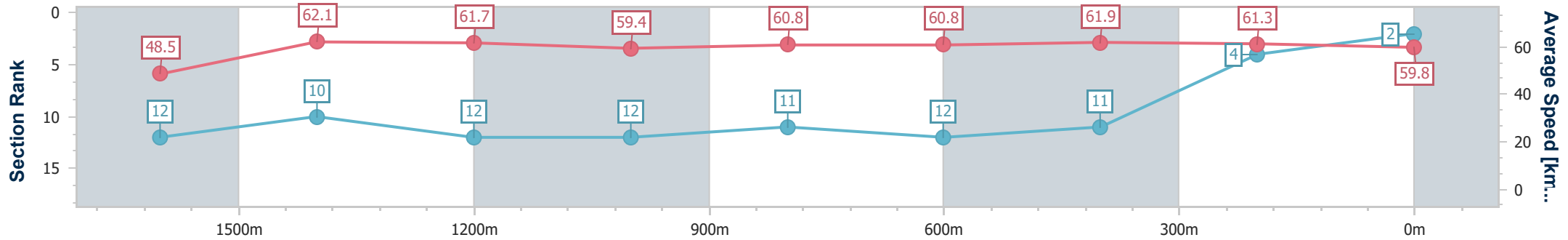
Race 4: DEMEX BENCHMARK 62 Handicap - 1800m



08 February 2025 - 16:04

Track Rating: Soft 5, Weather: Fine, Rail Position: +5m 900m-W/Post; +3m Remainder

Section	Overall	1600m	1400m	1200m	1000m	800m	600m	400m	200m				
Section Times	1:49.73 [2] (0:14.91)	1:34.82 [12] (0:11.67)	1:23.15 [10] (0:11.68)	1:11.47 [12] (0:12.11)	0:59.36 [12] (0:11.84)	0:47.52 [11] (0:11.90)	0:35.62 [12] (0:11.71)	0:23.91 [11] (0:11.82)	0:12.09 [4] (0:12.09)				
Average Speed [km/h]	48.5	62.1	61.7	59.4	60.8	60.8	61.9	61.3	59.8				
Top Speed [km/h]	63.6	63.4	62.2	61.1	62.0	61.8	62.8	61.9	61.7				
Avg. Dist. to Rail [m]	3.1	1.2	1.0	0.9	1.0	1.2	1.5	6.7	7.3				
Avg. Stride Freq. [Hz]	2.3	2.4	2.3	2.2	2.3	2.3	2.3	2.3	2.3				
Avg. Stride Length [m]	6.4	7.3	7.4	7.4	7.4	7.5	7.4	7.3	7.1				



- [ ] Ranking at each section and finish
- .-.- No data available at this section
- NA No data available



Horse/Jockey Name	Gripping
Final Rank	3
Fastest Section Time (Section)	0:11.43 (1400m)
Top Speed [km/h] (Section)	64.9 (1400m)
Race State	Finished



Aquis Park Gold Coast QLD Professional

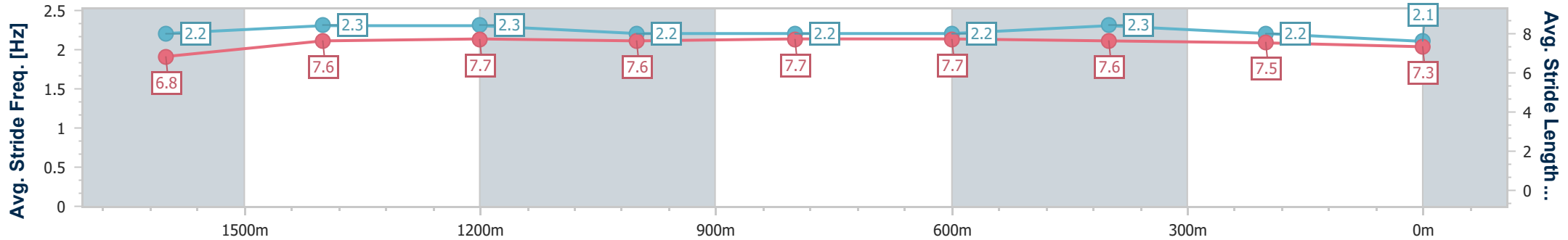
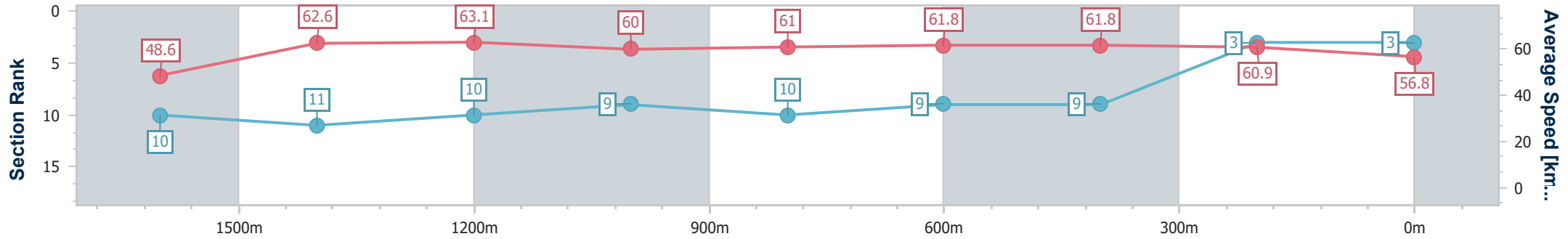
Race 4: DEMEX BENCHMARK 62 Handicap - 1800m



08 February 2025 - 16:04

Track Rating: Soft 5, Weather: Fine, Rail Position: +5m 900m-  
W/Post; +3m Remainder

Section	Overall	1600m	1400m	1200m	1000m	800m	600m	400m	200m
Section Times	1:50.31 [3] (0:14.81)	1:35.50 [10] (0:11.78)	1:23.72 [11] (0:11.43)	1:12.29 [10] (0:12.00)	1:00.29 [9] (0:11.98)	0:48.31 [10] (0:11.83)	0:36.48 [9] (0:11.87)	0:24.61 [9] (0:11.91)	0:12.70 [3] (0:12.70)
Average Speed [km/h]	48.6	62.6	63.1	60.0	61.0	61.8	61.8	60.9	56.8
Top Speed [km/h]	64.1	64.1	64.9	61.6	62.5	62.5	63.0	62.6	59.1
Avg. Dist. to Rail [m]	7.9	3.6	3.3	3.4	2.3	3.3	4.3	6.5	5.9
Avg. Stride Freq. [Hz]	2.2	2.3	2.3	2.2	2.2	2.2	2.3	2.2	2.1
Avg. Stride Length [m]	6.8	7.6	7.7	7.6	7.7	7.7	7.6	7.5	7.3



- [ ] Ranking at each section and finish
- .-.- No data available at this section
- NA No data available





Horse/Jockey Name	Watermelon
Final Rank	4
Fastest Section Time (Section)	0:11.48 (1400m)
Top Speed [km/h] (Section)	65.1 (1400m)
Race State	Finished



Aquis Park Gold Coast QLD Professional

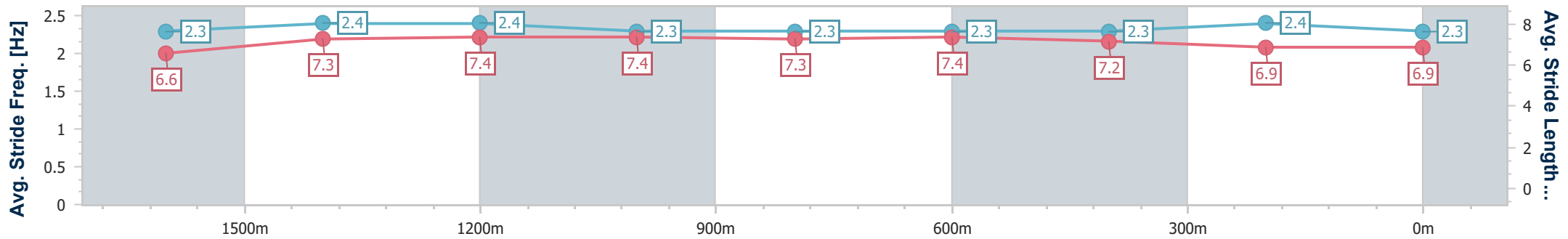
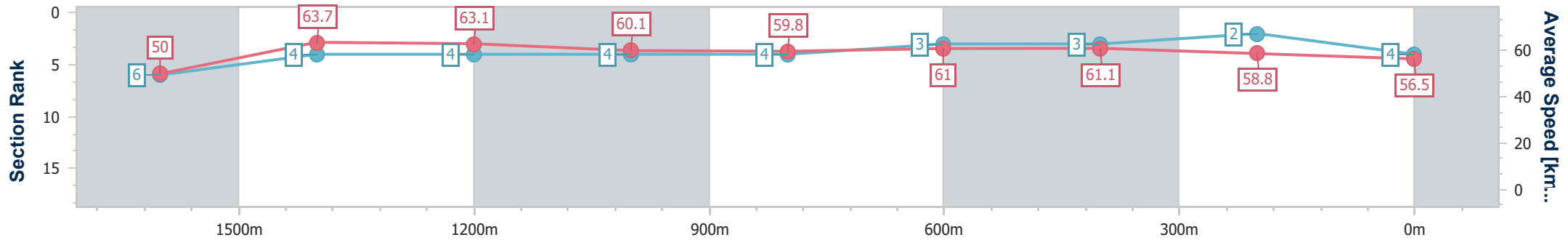
Race 4: DEMEX BENCHMARK 62 Handicap - 1800m



08 February 2025 - 16:04

Track Rating: Soft 5, Weather: Fine, Rail Position: +5m 900m-  
W/Post; +3m Remainder

Section	Overall	1600m	1400m	1200m	1000m	800m	600m	400m	200m				
Section Times	1:50.32 [4] (0:14.43)	1:35.89 [6] (0:11.54)	1:24.35 [4] (0:11.48)	1:12.87 [4] (0:11.99)	1:00.88 [4] (0:12.09)	0:48.79 [4] (0:11.89)	0:36.90 [3] (0:11.87)	0:25.03 [3] (0:12.24)	0:12.79 [2] (0:12.79)				
Average Speed [km/h]	50.0	63.7	63.1	60.1	59.8	61.0	61.1	58.8	56.5				
Top Speed [km/h]	63.0	64.7	65.1	60.9	60.5	62.4	62.8	60.8	56.9				
Avg. Dist. to Rail [m]	5.4	3.5	2.4	2.2	1.4	1.8	0.9	3.0	4.5				
Avg. Stride Freq. [Hz]	2.3	2.4	2.4	2.3	2.3	2.3	2.3	2.4	2.3				
Avg. Stride Length [m]	6.6	7.3	7.4	7.4	7.3	7.4	7.2	6.9	6.9				



- [ ] Ranking at each section and finish
- .-.- No data available at this section
- NA No data available



Horse/Jockey Name	One Thing Counts
Final Rank	5
Fastest Section Time (Section)	0:11.63 (1400m)
Top Speed [km/h] (Section)	63.8 (Overall)
Race State	Finished



Aquis Park Gold Coast QLD Professional

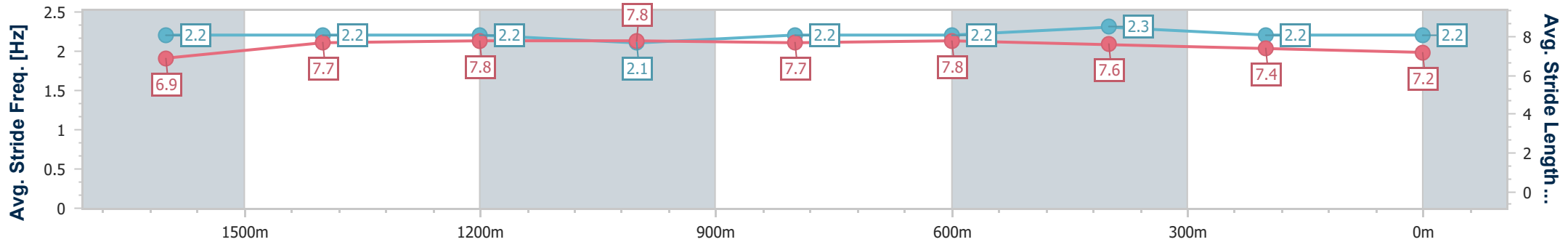
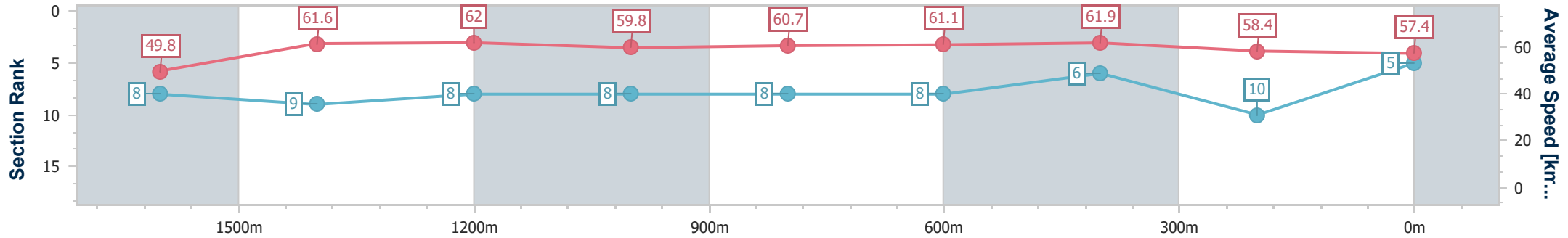
Race 4: DEMEX BENCHMARK 62 Handicap - 1800m



08 February 2025 - 16:04

Track Rating: Soft 5, Weather: Fine, Rail Position: +5m 900m-  
W/Post; +3m Remainder

Section	Overall	1600m	1400m	1200m	1000m	800m	600m	400m	200m
Section Times	1:50.51 [5] (0:14.51)	1:36.00 [8] (0:11.78)	1:24.22 [9] (0:11.63)	1:12.59 [8] (0:12.04)	1:00.55 [8] (0:11.97)	0:48.58 [8] (0:11.89)	0:36.69 [8] (0:11.76)	0:24.93 [6] (0:12.40)	0:12.53 [10] (0:12.53)
Average Speed [km/h]	49.8	61.6	62.0	59.8	60.7	61.1	61.9	58.4	57.4
Top Speed [km/h]	63.8	63.2	63.5	61.4	61.5	62.0	62.9	59.8	58.0
Avg. Dist. to Rail [m]	3.1	1.7	1.7	1.9	1.8	2.5	1.9	4.5	6.8
Avg. Stride Freq. [Hz]	2.2	2.2	2.2	2.1	2.2	2.2	2.3	2.2	2.2
Avg. Stride Length [m]	6.9	7.7	7.8	7.8	7.7	7.8	7.6	7.4	7.2



- [ ] Ranking at each section and finish
- .-.- No data available at this section
- NA No data available



Horse/Jockey Name	Devocean
Final Rank	6
Fastest Section Time (Section)	0:11.66 (1400m)
Top Speed [km/h] (Section)	64.0 (1600m)
Race State	Finished



Aquis Park Gold Coast QLD Professional

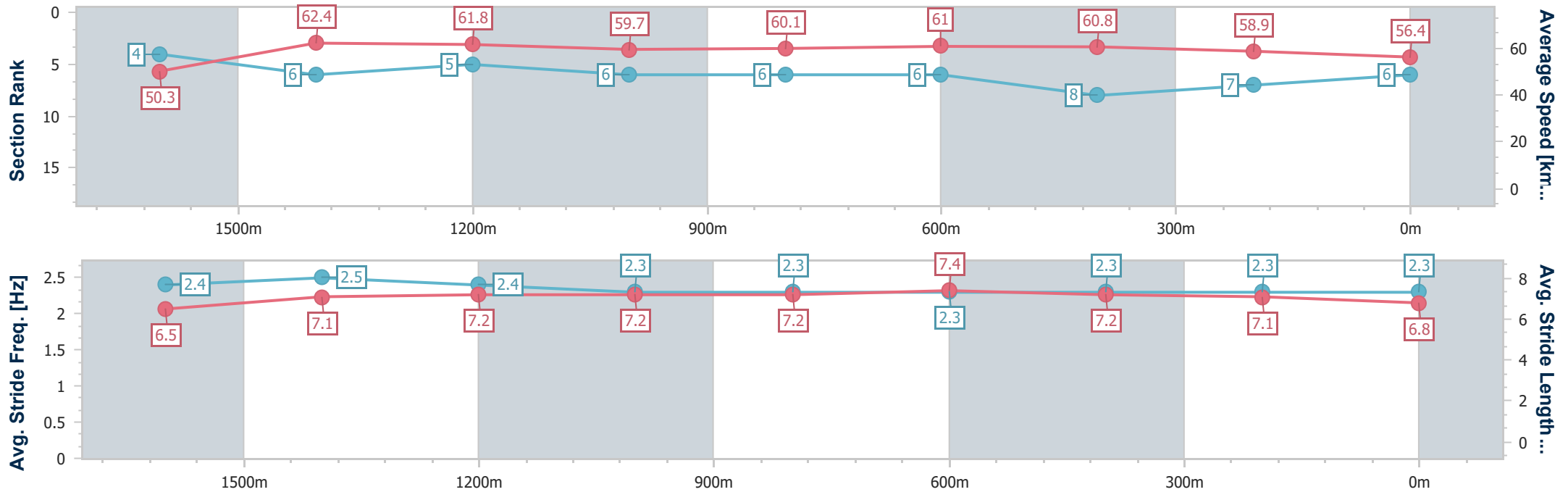
Race 4: DEMEX BENCHMARK 62 Handicap - 1800m



08 February 2025 - 16:04

Track Rating: Soft 5, Weather: Fine, Rail Position: +5m 900m-  
W/Post; +3m Remainder

Section	Overall	1600m	1400m	1200m	1000m	800m	600m	400m	200m				
Section Times	1:50.68 [6] (0:14.28)	1:36.40 [4] (0:11.75)	1:24.65 [6] (0:11.66)	1:12.99 [5] (0:12.06)	1:00.93 [6] (0:12.03)	0:48.90 [6] (0:11.92)	0:36.98 [6] (0:11.93)	0:25.05 [8] (0:12.27)	0:12.78 [7] (0:12.78)				
Average Speed [km/h]	50.3	62.4	61.8	59.7	60.1	61.0	60.8	58.9	56.4				
Top Speed [km/h]	63.9	64.0	63.2	60.6	61.2	61.5	61.7	59.9	59.0				
Avg. Dist. to Rail [m]	2.9	2.5	1.7	1.6	1.6	2.2	1.1	4.0	5.9				
Avg. Stride Freq. [Hz]	2.4	2.5	2.4	2.3	2.3	2.3	2.3	2.3	2.3				
Avg. Stride Length [m]	6.5	7.1	7.2	7.2	7.2	7.4	7.2	7.1	6.8				



- [ ] Ranking at each section and finish
- .-.- No data available at this section
- NA No data available



Horse/Jockey Name	Guarded Optimist
Final Rank	7
Fastest Section Time (Section)	0:11.62 (1400m)
Top Speed [km/h] (Section)	63.5 (Overall)
Race State	Finished



Aquis Park Gold Coast QLD Professional

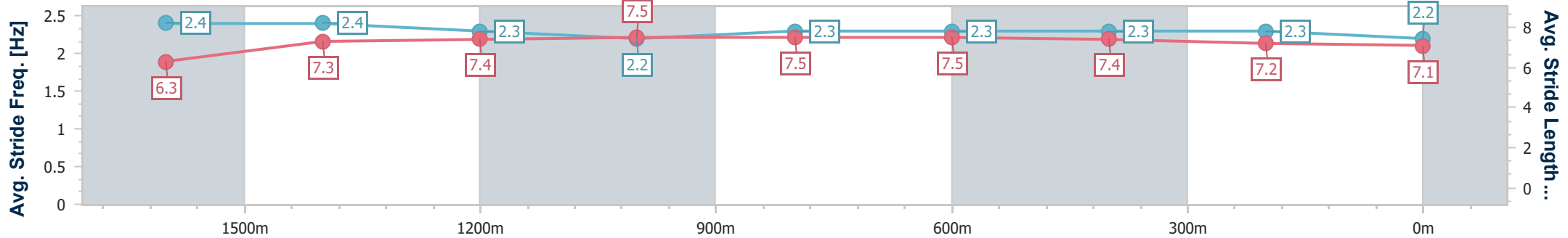
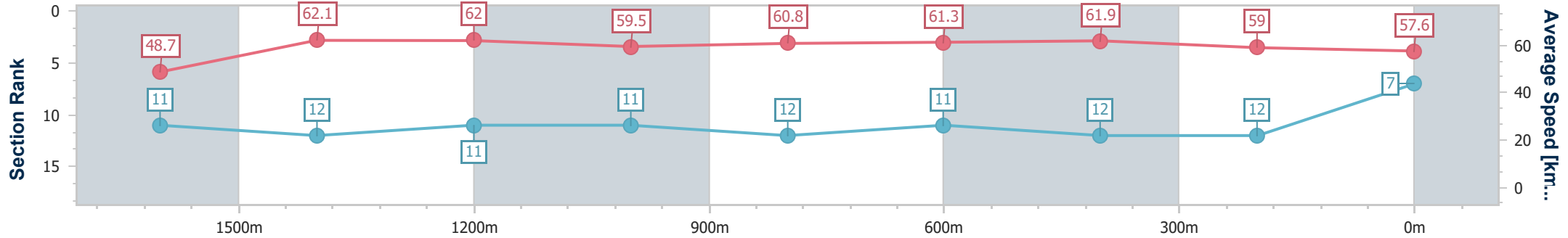
Race 4: DEMEX BENCHMARK 62 Handicap - 1800m



08 February 2025 - 16:04

Track Rating: Soft 5, Weather: Fine, Rail Position: +5m 900m-W/Post; +3m Remainder

Section	Overall	1600m	1400m	1200m	1000m	800m	600m	400m	200m
Section Times	1:50.71 [7] (0:14.81)	1:35.90 [11] (0:11.79)	1:24.11 [12] (0:11.62)	1:12.49 [11] (0:12.11)	1:00.38 [11] (0:11.90)	0:48.48 [12] (0:11.88)	0:36.60 [11] (0:11.82)	0:24.78 [12] (0:12.28)	0:12.50 [12] (0:12.50)
Average Speed [km/h]	48.7	62.1	62.0	59.5	60.8	61.3	61.9	59.0	57.6
Top Speed [km/h]	63.5	63.0	63.0	62.2	62.4	62.2	63.1	60.8	58.4
Avg. Dist. to Rail [m]	4.5	2.6	2.3	2.0	1.3	2.3	2.8	7.4	9.0
Avg. Stride Freq. [Hz]	2.4	2.4	2.3	2.2	2.3	2.3	2.3	2.3	2.2
Avg. Stride Length [m]	6.3	7.3	7.4	7.5	7.5	7.5	7.4	7.2	7.1



- [ ] Ranking at each section and finish
- .-.- No data available at this section
- NA No data available



Horse/Jockey Name	Security Advisor
Final Rank	8
Fastest Section Time (Section)	0:11.34 (1600m)
Top Speed [km/h] (Section)	67.3 (1600m)
Race State	Finished



Aquis Park Gold Coast QLD Professional

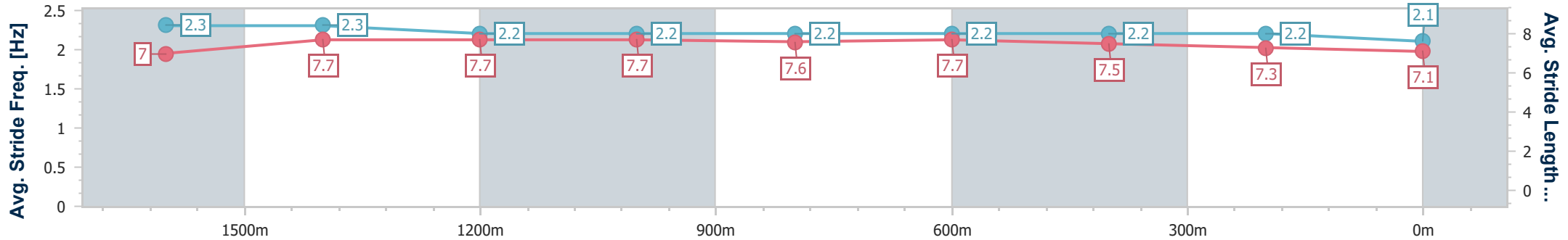
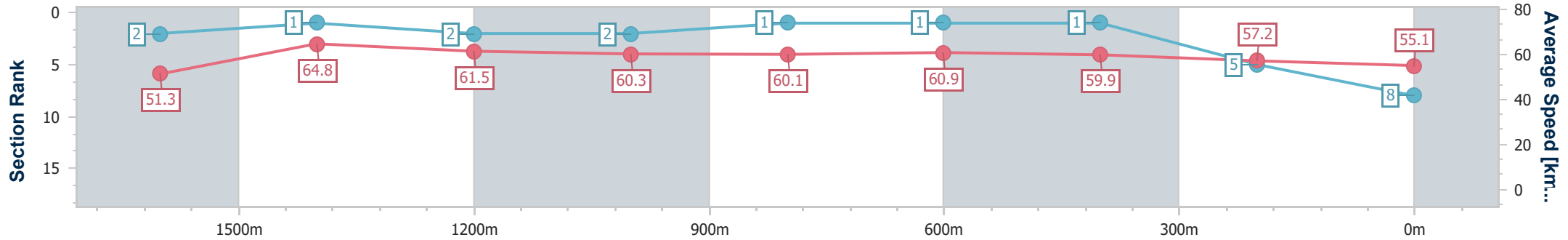
Race 4: DEMEX BENCHMARK 62 Handicap - 1800m



08 February 2025 - 16:04

Track Rating: Soft 5, Weather: Fine, Rail Position: +5m 900m-  
W/Post; +3m Remainder

Section	Overall	1600m	1400m	1200m	1000m	800m	600m	400m	200m
Section Times	1:50.75 [8] (0:14.07)	1:36.68 [2] (0:11.34)	1:25.34 [1] (0:11.71)	1:13.63 [2] (0:11.95)	1:01.68 [2] (0:12.06)	0:49.62 [1] (0:11.87)	0:37.75 [1] (0:12.10)	0:25.65 [1] (0:12.60)	0:13.05 [5] (0:13.05)
Average Speed [km/h]	51.3	64.8	61.5	60.3	60.1	60.9	59.9	57.2	55.1
Top Speed [km/h]	67.2	67.3	62.6	60.9	60.4	61.8	60.7	58.3	56.1
Avg. Dist. to Rail [m]	9.4	3.2	1.8	1.8	1.3	1.6	1.1	1.9	3.4
Avg. Stride Freq. [Hz]	2.3	2.3	2.2	2.2	2.2	2.2	2.2	2.2	2.1
Avg. Stride Length [m]	7.0	7.7	7.7	7.7	7.6	7.7	7.5	7.3	7.1



- [ ] Ranking at each section and finish
- .-.- No data available at this section
- NA No data available



Horse/Jockey Name	Hurricane Rosie
Final Rank	9
Fastest Section Time (Section)	0:11.73 (1600m)
Top Speed [km/h] (Section)	63.6 (Overall)
Race State	Finished



Aquis Park Gold Coast QLD Professional

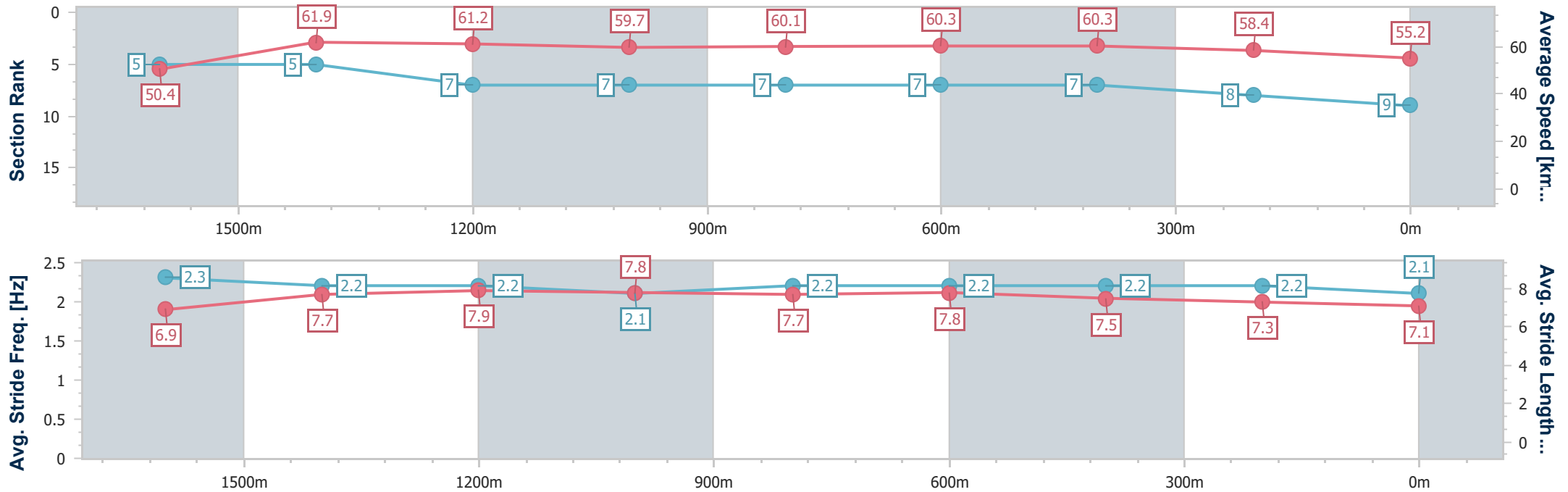
Race 4: DEMEX BENCHMARK 62 Handicap - 1800m



08 February 2025 - 16:04

Track Rating: Soft 5, Weather: Fine, Rail Position: +5m 900m-  
W/Post; +3m Remainder

Section	Overall	1600m	1400m	1200m	1000m	800m	600m	400m	200m				
Section Times	1:50.96 [9] (0:14.28)	1:36.68 [5] (0:11.73)	1:24.95 [5] (0:11.79)	1:13.16 [7] (0:12.03)	1:01.13 [7] (0:12.02)	0:49.11 [7] (0:11.95)	0:37.16 [7] (0:11.79)	0:25.37 [7] (0:12.33)	0:13.04 [8] (0:13.04)				
Average Speed [km/h]	50.4	61.9	61.2	59.7	60.1	60.3	60.3	58.4	55.2				
Top Speed [km/h]	63.6	62.9	61.9	60.4	60.7	61.1	61.3	59.0	57.3				
Avg. Dist. to Rail [m]	1.9	1.4	0.7	0.8	1.3	0.6	1.5	0.8	0.7				
Avg. Stride Freq. [Hz]	2.3	2.2	2.2	2.1	2.2	2.2	2.2	2.2	2.1				
Avg. Stride Length [m]	6.9	7.7	7.9	7.8	7.7	7.8	7.5	7.3	7.1				



- [ ] Ranking at each section and finish
- .-.- No data available at this section
- NA No data available



Horse/Jockey Name	Gracie Blue
Final Rank	10
Fastest Section Time (Section)	0:11.71 (1400m)
Top Speed [km/h] (Section)	64.1 (Overall)
Race State	Finished



Aquis Park Gold Coast QLD Professional

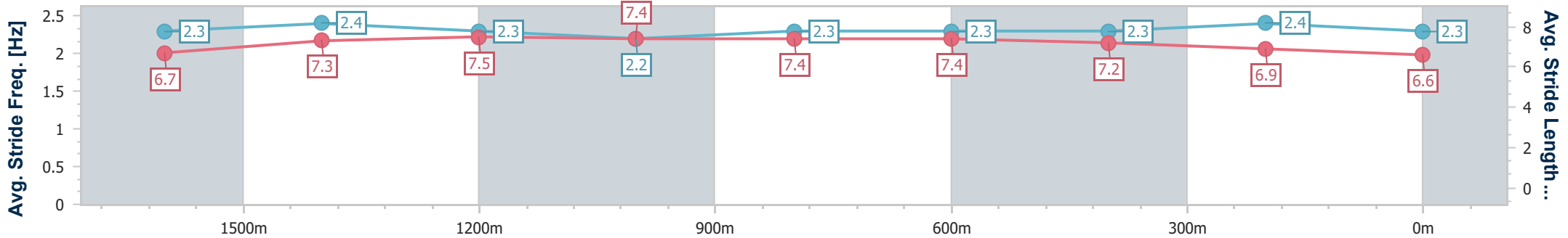
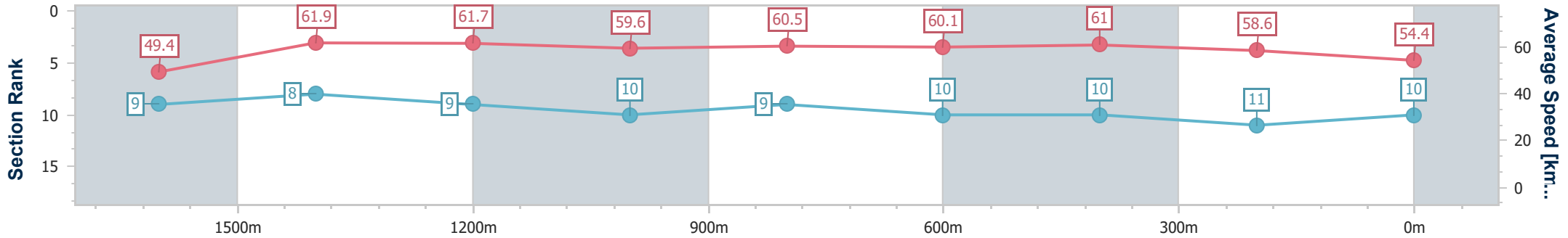
Race 4: DEMEX BENCHMARK 62 Handicap - 1800m



08 February 2025 - 16:04

Track Rating: Soft 5, Weather: Fine, Rail Position: +5m 900m-W/Post; +3m Remainder

Section	Overall	1600m	1400m	1200m	1000m	800m	600m	400m	200m				
Section Times	1:51.31 [10] (0:14.56)	1:36.75 [9] (0:11.73)	1:25.02 [8] (0:11.71)	1:13.31 [9] (0:12.06)	1:01.25 [10] (0:11.90)	0:49.35 [9] (0:12.00)	0:37.35 [10] (0:11.81)	0:25.54 [10] (0:12.27)	0:13.27 [11] (0:13.27)				
Average Speed [km/h]	49.4	61.9	61.7	59.6	60.5	60.1	61.0	58.6	54.4				
Top Speed [km/h]	64.1	63.3	62.3	60.3	61.9	60.6	62.8	59.8	56.7				
Avg. Dist. to Rail [m]	1.6	1.3	1.0	0.8	1.1	0.6	0.5	2.2	2.8				
Avg. Stride Freq. [Hz]	2.3	2.4	2.3	2.2	2.3	2.3	2.3	2.4	2.3				
Avg. Stride Length [m]	6.7	7.3	7.5	7.4	7.4	7.4	7.2	6.9	6.6				



- [ ] Ranking at each section and finish
- .-.- No data available at this section
- NA No data available



Horse/Jockey Name	Appellant
Final Rank	11
Fastest Section Time (Section)	0:11.37 (1600m)
Top Speed [km/h] (Section)	65.3 (1600m)
Race State	Finished



Aquis Park Gold Coast QLD Professional

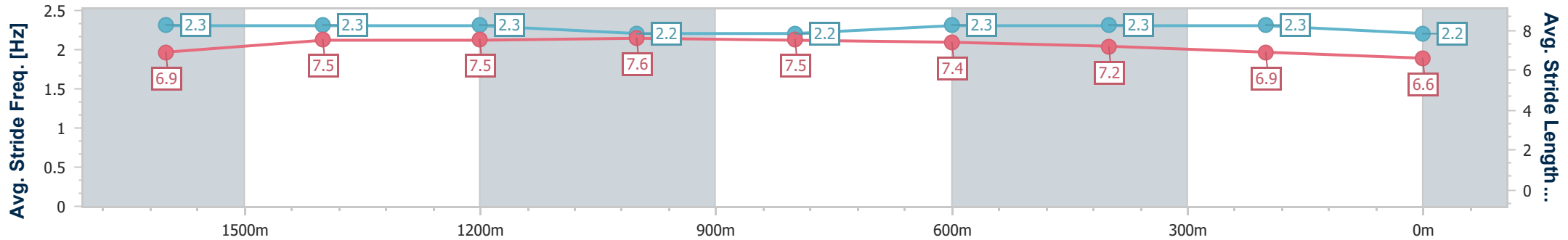
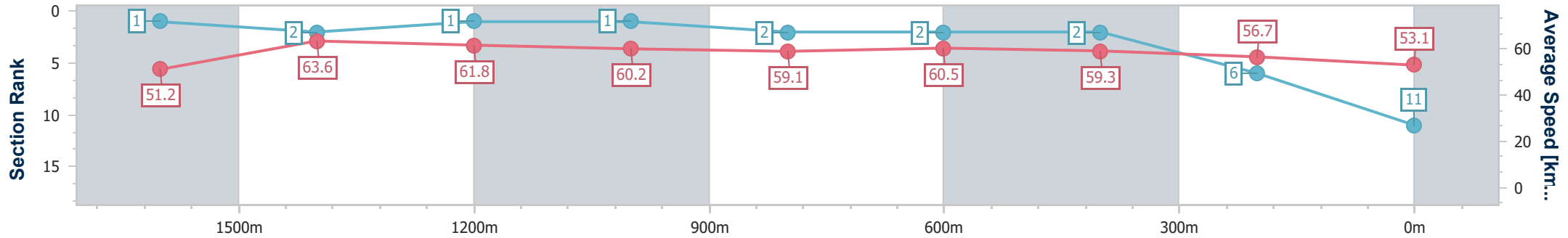
Race 4: DEMEX BENCHMARK 62 Handicap - 1800m



08 February 2025 - 16:04

Track Rating: Soft 5, Weather: Fine, Rail Position: +5m 900m-  
W/Post; +3m Remainder

Section	Overall	1600m	1400m	1200m	1000m	800m	600m	400m	200m				
Section Times	1:51.38 [11] (0:14.06)	1:37.32 [1] (0:11.37)	1:25.95 [2] (0:11.67)	1:14.28 [1] (0:11.93)	1:02.35 [1] (0:12.14)	0:50.21 [2] (0:11.93)	0:38.28 [2] (0:12.02)	0:26.26 [2] (0:12.67)	0:13.59 [6] (0:13.59)				
Average Speed [km/h]	51.2	63.6	61.8	60.2	59.1	60.5	59.3	56.7	53.1				
Top Speed [km/h]	64.9	65.3	62.8	61.2	60.1	61.6	60.9	58.4	56.2				
Avg. Dist. to Rail [m]	0.9	1.1	0.2	0.4	1.1	0.7	1.4	0.5	0.6				
Avg. Stride Freq. [Hz]	2.3	2.3	2.3	2.2	2.2	2.3	2.3	2.3	2.2				
Avg. Stride Length [m]	6.9	7.5	7.5	7.6	7.5	7.4	7.2	6.9	6.6				



- [ ] Ranking at each section and finish
- .-.-.- No data available at this section
- NA No data available





Horse/Jockey Name	Flying Bat
Final Rank	12
Fastest Section Time (Section)	0:11.62 (1600m)
Top Speed [km/h] (Section)	65.2 (Overall)
Race State	Finished



Aquis Park Gold Coast QLD Professional

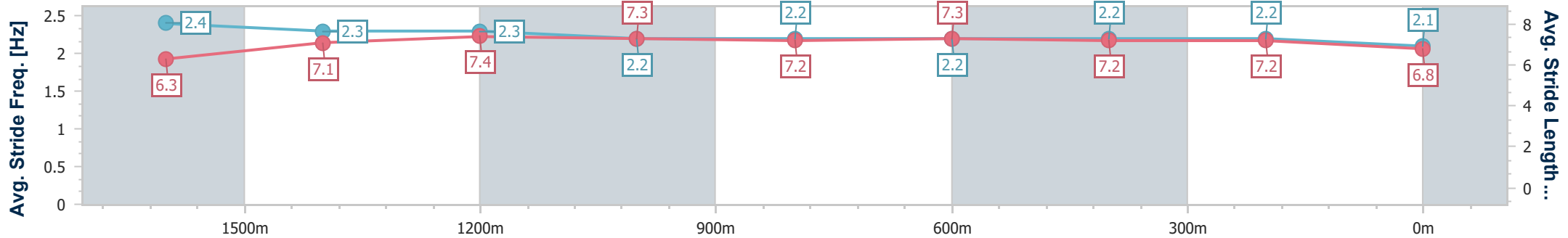
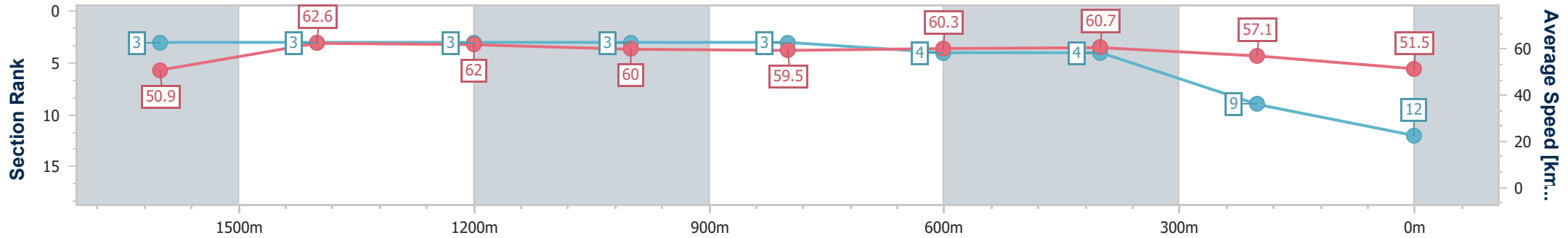
Race 4: DEMEX BENCHMARK 62 Handicap - 1800m



08 February 2025 - 16:04

Track Rating: Soft 5, Weather: Fine, Rail Position: +5m 900m-  
W/Post; +3m Remainder

Section	Overall	1600m	1400m	1200m	1000m	800m	600m	400m	200m				
Section Times	1:51.91 [12] (0:14.14)	1:37.77 [3] (0:11.62)	1:26.15 [3] (0:11.63)	1:14.52 [3] (0:12.01)	1:02.51 [3] (0:12.05)	0:50.46 [3] (0:11.99)	0:38.47 [4] (0:11.88)	0:26.59 [4] (0:12.62)	0:13.97 [9] (0:13.97)				
Average Speed [km/h]	50.9	62.6	62.0	60.0	59.5	60.3	60.7	57.1	51.5				
Top Speed [km/h]	65.2	64.4	63.1	61.5	60.1	60.8	61.3	59.3	55.7				
Avg. Dist. to Rail [m]	6.1	1.7	0.8	0.4	1.1	0.9	0.4	0.6	0.2				
Avg. Stride Freq. [Hz]	2.4	2.3	2.3	2.2	2.2	2.2	2.2	2.2	2.1				
Avg. Stride Length [m]	6.3	7.1	7.4	7.3	7.2	7.3	7.2	7.2	6.8				



- [ ] Ranking at each section and finish
- .-.-.- No data available at this section
- NA No data available



# Aquis Park Gold Coast QLD Professional

## Race 5: TERRECO RESOURCES Class 1 Handicap - 1000m



08 February 2025 - 16:44

Track Rating: Soft 5, Weather: Fine, Rail Position: +5m 900m-W/Post; +3m Remainder

Section		Overall									Last 600m		
Field Times		0:57.49 (0:13.31)									0:33.78		
		800m			600m			400m			200m		
		0:44.18 (0:10.40)			0:33.78 (0:11.03)			0:22.75 (0:11.32)			0:11.43 (0:11.43)		
Rank	TAB	Horse/Jockey	Barrier	Top Speed [km/h]	Fastest Section	Overall	800m	600m	400m	200m	Margin	Last 600m	Distance Travelled [m]
1	3	LIMAHULI Michael Cahill	13	71.2	0:10.46	0:57.49 [1] (0:14.07)	0:43.42 [9] (0:10.46)	0:32.96 [9] (0:10.82)	0:22.14 [9] (0:10.85)	0:11.29 [5] (0:11.29)	0:57.49	0:32.96	
2	11	ZOUTHUR Jade Hampson	7	71.9	0:10.51	0:57.53 [2] (0:13.35)	0:44.18 [4] (0:10.51)	0:33.67 [3] (0:11.01)	0:22.66 [3] (0:11.19)	0:11.47 [1] (0:11.47)	0.2L	0:33.67	-1
3	4	DIBBA DOBBA Ryan Curatolo	5	70.2	0:10.34	0:57.68 [3] (0:13.78)	0:43.90 [7] (0:10.34)	0:33.56 [6] (0:11.03)	0:22.53 [7] (0:11.11)	0:11.42 [6] (0:11.42)	1L	0:33.56	-8
4	5	APOLLO TEN Madeleine Wishart	3	70.3	0:10.40	0:57.73 [4] (0:13.49)	0:44.24 [5] (0:10.40)	0:33.84 [5] (0:10.98)	0:22.86 [4] (0:11.24)	0:11.62 [3] (0:11.62)	1.2L	0:33.84	-10
5	1	LUMENS LENNY Yvette Lewis	12	69.7	0:10.56	0:57.75 [5] (0:13.58)	0:44.17 [6] (0:10.56)	0:33.61 [7] (0:10.95)	0:22.66 [6] (0:11.07)	0:11.59 [4] (0:11.59)	1.3L	0:33.61	-2
6	13	MOUNT DOVE Sariah Champkin	11	70.3	0:10.38	0:57.84 [6] (0:13.94)	0:43.90 [8] (0:10.38)	0:33.52 [8] (0:10.87)	0:22.65 [8] (0:11.16)	0:11.49 [7] (0:11.49)	1.8L	0:33.52	-10
7	8	PROCYON MISS Sean Cormack	2	71.4	0:10.37	0:58.02 [7] (0:13.35)	0:44.67 [3] (0:10.37)	0:34.30 [2] (0:11.02)	0:23.28 [1] (0:11.32)	0:11.96 [1] (0:11.96)	2.8L	0:34.30	-8
8	10	THE NAKED LADY Justin Stanley	4	69.0	0:10.44	0:58.30 [8] (0:14.17)	0:44.13 [10] (0:10.44)	0:33.69 [10] (0:10.80)	0:22.89 [10] (0:11.26)	0:11.63 [10] (0:11.63)	4.3L	0:33.69	-13
9	14	TOUTE SWEET Jason Taylor	6	70.6	0:10.57	0:58.67 [9] (0:13.31)	0:45.36 [1] (0:10.57)	0:34.79 [4] (0:11.09)	0:23.70 [5] (0:11.47)	0:12.23 [8] (0:12.23)	6.3L	0:34.79	-5
10	6	BEE TWO Jace McMurray	1	70.9	0:10.37	0:59.15 [10] (0:13.34)	0:45.81 [2] (0:10.37)	0:35.44 [1] (0:11.07)	0:24.37 [2] (0:11.71)	0:12.66 [9] (0:12.66)	9.1L	0:35.44	-8

Scratched: Chayse'n'scotty (#2), Evasive Nature (#12), Fields Amour (#7), Rumi Star (#9)

Report Created: Sat 8 February 2025 17:18 GMT+1 (Note: Timing is based on position data)

Page 1/11

[ ] Ranking at each section and finish  
 -:-:- No data available at this section  
 NA No data available  
 SCN Saddle cloth number  
 DNF Did not finish  
 DNT Did not track

data processed by TRIPLESDATA



Horse/Jockey Name	Limahuli
Final Rank	1
Fastest Section Time (Section)	0:10.46 (800m)
Top Speed [km/h] (Section)	71.2 (800m)
Race State	Finished

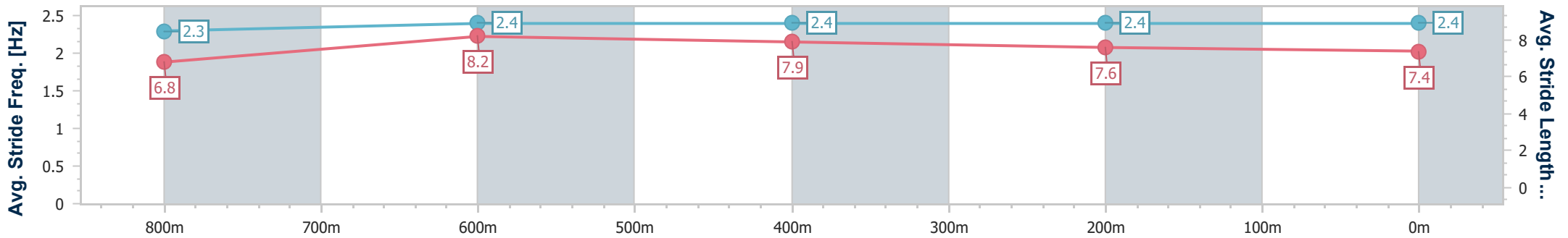
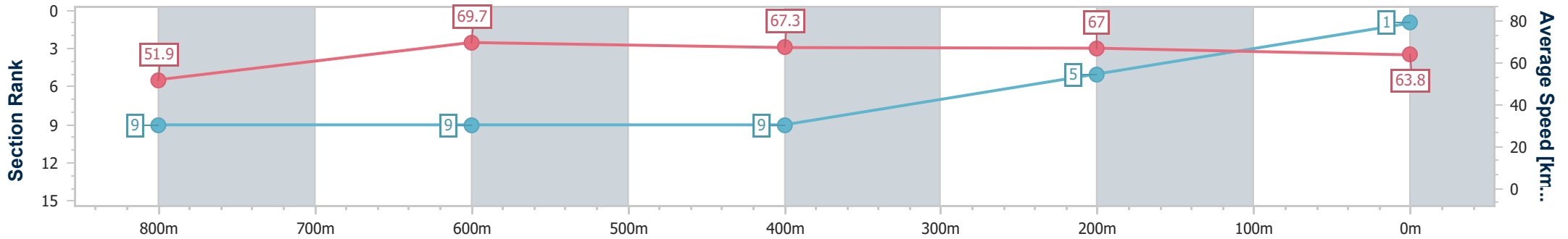


Aquis Park Gold Coast QLD Professional  
 Race 5: TERRECO RESOURCES Class 1 Handicap - 1000m



08 February 2025 - 16:44  
 Track Rating: Soft 5, Weather: Fine, Rail Position: +5m 900m-  
 W/Post; +3m Remainder

Section	Overall	800m	600m	400m	200m
Section Times	0:57.49 [1] (0:14.07)	0:43.42 [9] (0:10.46)	0:32.96 [9] (0:10.82)	0:22.14 [9] (0:10.85)	0:11.29 [5] (0:11.29)
Average Speed [km/h]	51.9	69.7	67.3	67.0	63.8
Top Speed [km/h]	70.2	71.2	68.9	67.7	65.9
Avg. Dist. to Rail [m]	9.5	2.4	2.7	8.3	8.4
Avg. Stride Freq. [Hz]	2.3	2.4	2.4	2.4	2.4
Avg. Stride Length [m]	6.8	8.2	7.9	7.6	7.4



- [ ] Ranking at each section and finish
- .-.- No data available at this section
- NA No data available



Horse/Jockey Name	Zouthur
Final Rank	2
Fastest Section Time (Section)	0:10.51 (800m)
Top Speed [km/h] (Section)	71.9 (Overall)
Race State	Finished

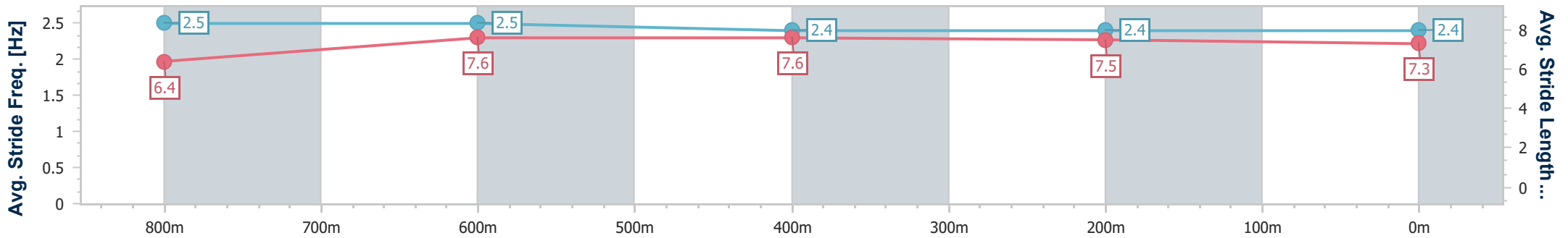
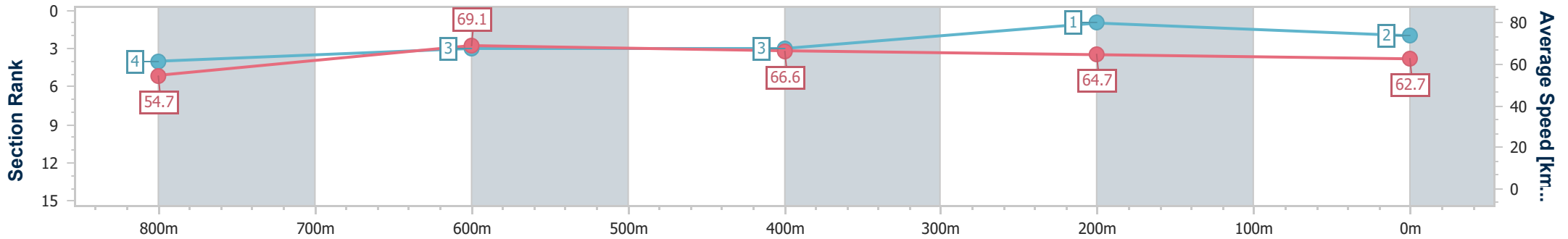


Aquis Park Gold Coast QLD Professional  
Race 5: TERRECO RESOURCES Class 1 Handicap - 1000m



08 February 2025 - 16:44  
Track Rating: Soft 5, Weather: Fine, Rail Position: +5m 900m-  
W/Post; +3m Remainder

Section	Overall	800m	600m	400m	200m
Section Times	0:57.53 [2] (0:13.35)	0:44.18 [4] (0:10.51)	0:33.67 [3] (0:11.01)	0:22.66 [3] (0:11.19)	0:11.47 [1] (0:11.47)
Average Speed [km/h]	54.7	69.1	66.6	64.7	62.7
Top Speed [km/h]	71.9	71.6	68.4	66.0	64.8
Avg. Dist. to Rail [m]	7.6	2.7	2.7	4.1	4.4
Avg. Stride Freq. [Hz]	2.5	2.5	2.4	2.4	2.4
Avg. Stride Length [m]	6.4	7.6	7.6	7.5	7.3



- [ ] Ranking at each section and finish
- .-.- No data available at this section
- NA No data available



Horse/Jockey Name	Dibba Dobba
Final Rank	3
Fastest Section Time (Section)	0:10.34 (800m)
Top Speed [km/h] (Section)	70.2 (800m)
Race State	Finished



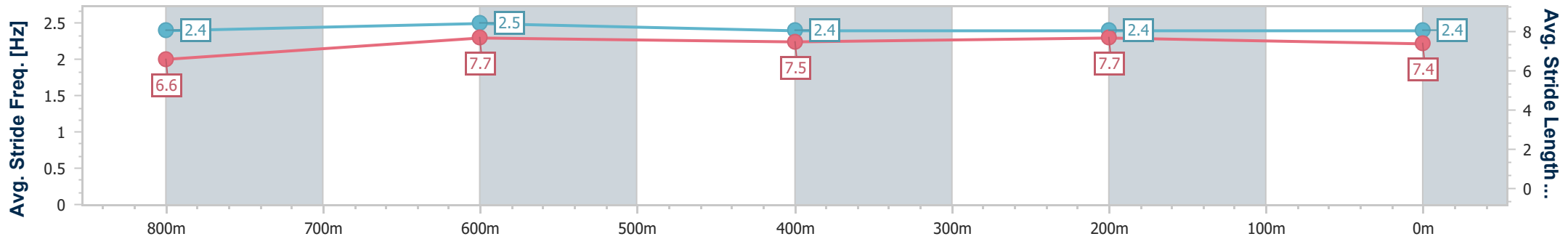
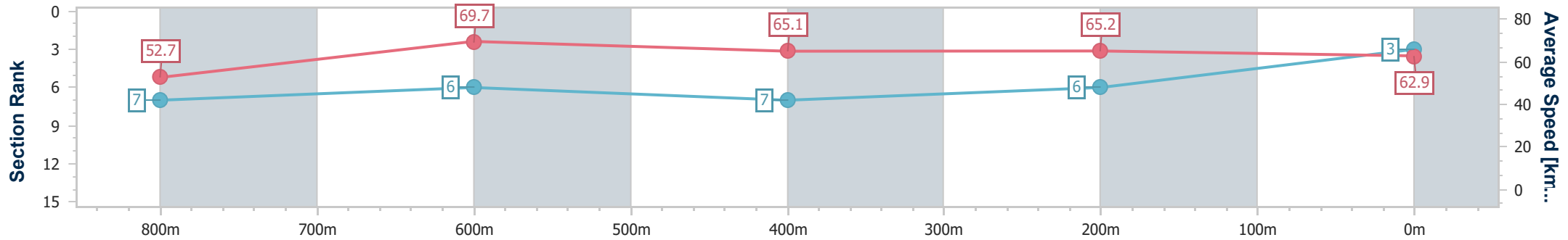
Aquis Park Gold Coast QLD Professional  
Race 5: TERRECO RESOURCES Class 1 Handicap - 1000m



08 February 2025 - 16:44

Track Rating: Soft 5, Weather: Fine, Rail Position: +5m 900m-  
W/Post; +3m Remainder

Section	Overall	800m	600m	400m	200m
Section Times	0:57.68 [3] (0:13.78)	0:43.90 [7] (0:10.34)	0:33.56 [6] (0:11.03)	0:22.53 [7] (0:11.11)	0:11.42 [6] (0:11.42)
Average Speed [km/h]	52.7	69.7	65.1	65.2	62.9
Top Speed [km/h]	70.2	70.2	67.0	65.8	65.2
Avg. Dist. to Rail [m]	7.0	1.1	1.1	3.4	3.0
Avg. Stride Freq. [Hz]	2.4	2.5	2.4	2.4	2.4
Avg. Stride Length [m]	6.6	7.7	7.5	7.7	7.4



- [ ] Ranking at each section and finish
- .-.- No data available at this section
- NA No data available



Horse/Jockey Name	Apollo Ten
Final Rank	4
Fastest Section Time (Section)	0:10.40 (800m)
Top Speed [km/h] (Section)	70.3 (800m)
Race State	Finished

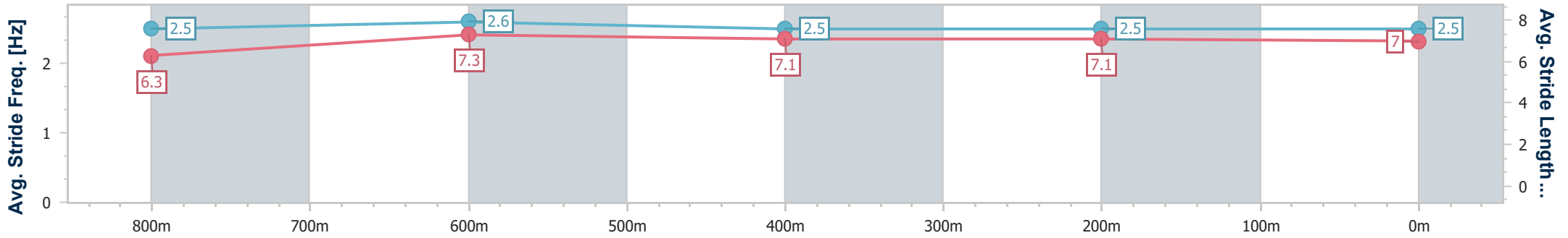
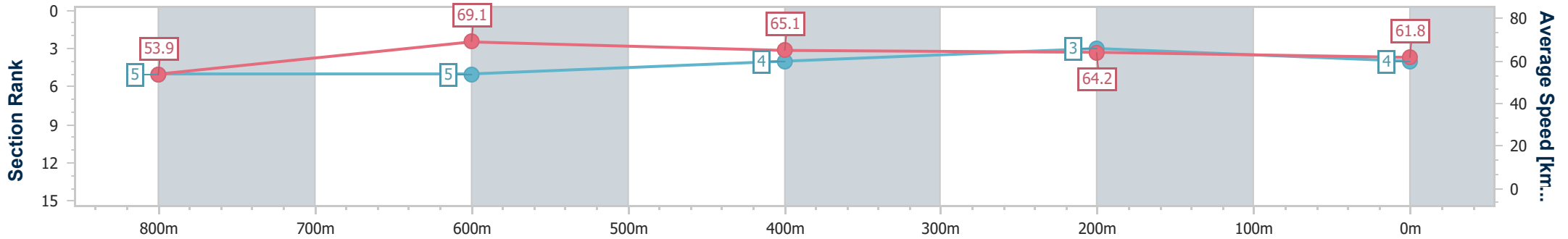


Aquis Park Gold Coast QLD Professional  
 Race 5: TERRECO RESOURCES Class 1 Handicap - 1000m



08 February 2025 - 16:44  
 Track Rating: Soft 5, Weather: Fine, Rail Position: +5m 900m-  
 W/Post; +3m Remainder

Section	Overall	800m	600m	400m	200m
Section Times	0:57.73 [4] (0:13.49)	0:44.24 [5] (0:10.40)	0:33.84 [5] (0:10.98)	0:22.86 [4] (0:11.24)	0:11.62 [3] (0:11.62)
Average Speed [km/h]	53.9	69.1	65.1	64.2	61.8
Top Speed [km/h]	69.7	70.3	67.9	65.6	64.0
Avg. Dist. to Rail [m]	5.4	0.7	1.2	0.3	1.3
Avg. Stride Freq. [Hz]	2.5	2.6	2.5	2.5	2.5
Avg. Stride Length [m]	6.3	7.3	7.1	7.1	7.0



- [ ] Ranking at each section and finish
- .-.- No data available at this section
- NA No data available



Horse/Jockey Name	Lumens Lenny
Final Rank	5
Fastest Section Time (Section)	0:10.56 (800m)
Top Speed [km/h] (Section)	69.7 (800m)
Race State	Finished



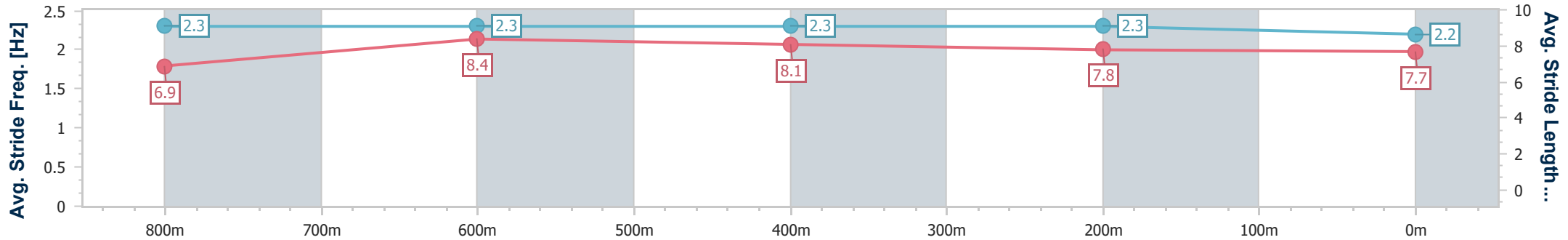
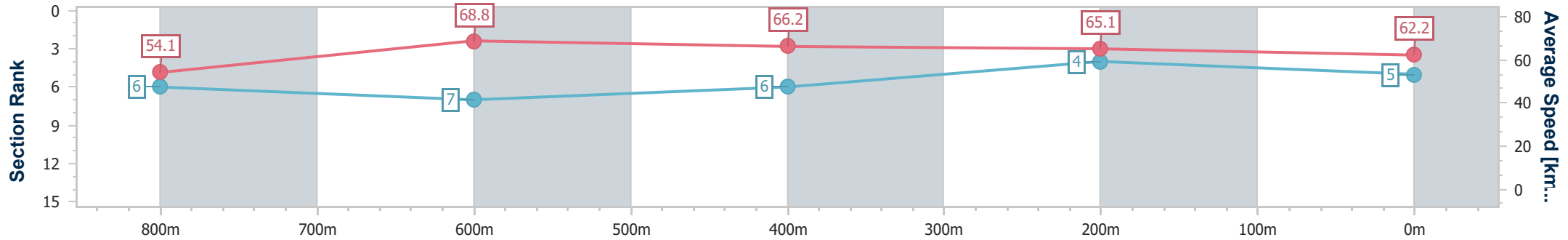
Aquis Park Gold Coast QLD Professional  
Race 5: TERRECO RESOURCES Class 1 Handicap - 1000m



08 February 2025 - 16:44

Track Rating: Soft 5, Weather: Fine, Rail Position: +5m 900m-  
W/Post; +3m Remainder

Section	Overall	800m	600m	400m	200m
Section Times	0:57.75 [5] (0:13.58)	0:44.17 [6] (0:10.56)	0:33.61 [7] (0:10.95)	0:22.66 [6] (0:11.07)	0:11.59 [4] (0:11.59)
Average Speed [km/h]	54.1	68.8	66.2	65.1	62.2
Top Speed [km/h]	69.1	69.7	67.9	66.3	65.5
Avg. Dist. to Rail [m]	9.4	2.5	1.2	4.7	6.0
Avg. Stride Freq. [Hz]	2.3	2.3	2.3	2.3	2.2
Avg. Stride Length [m]	6.9	8.4	8.1	7.8	7.7



- [ ] Ranking at each section and finish
- .-.- No data available at this section
- NA No data available



Horse/Jockey Name	Mount Dove
Final Rank	6
Fastest Section Time (Section)	0:10.38 (800m)
Top Speed [km/h] (Section)	70.3 (800m)
Race State	Finished

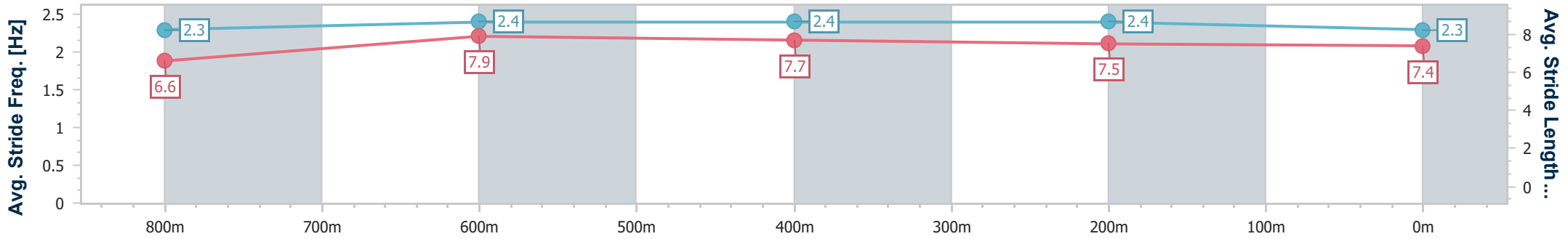
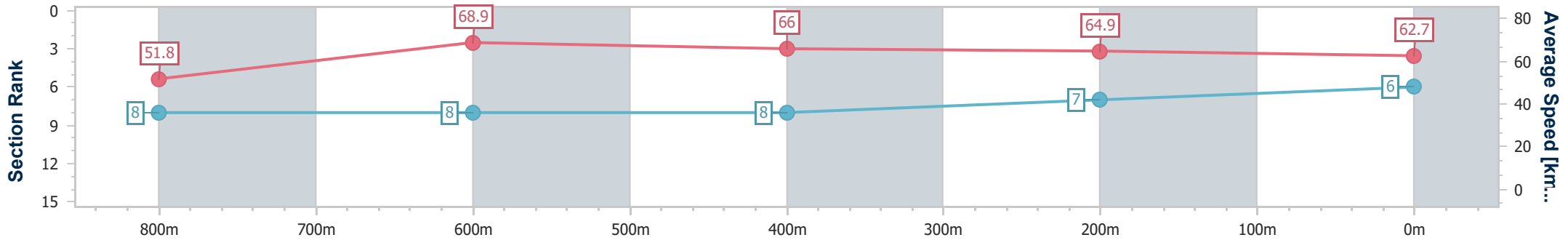


Aquis Park Gold Coast QLD Professional  
Race 5: TERRECO RESOURCES Class 1 Handicap - 1000m



08 February 2025 - 16:44  
Track Rating: Soft 5, Weather: Fine, Rail Position: +5m 900m-  
W/Post; +3m Remainder

Section	Overall	800m	600m	400m	200m
Section Times	0:57.84 [6] (0:13.94)	0:43.90 [8] (0:10.38)	0:33.52 [8] (0:10.87)	0:22.65 [8] (0:11.16)	0:11.49 [7] (0:11.49)
Average Speed [km/h]	51.8	68.9	66.0	64.9	62.7
Top Speed [km/h]	70.0	70.3	67.7	67.0	63.9
Avg. Dist. to Rail [m]	6.8	1.3	1.2	5.2	8.8
Avg. Stride Freq. [Hz]	2.3	2.4	2.4	2.4	2.3
Avg. Stride Length [m]	6.6	7.9	7.7	7.5	7.4



- [ ] Ranking at each section and finish
- .-.- No data available at this section
- NA No data available





Horse/Jockey Name	Procyon Miss
Final Rank	7
Fastest Section Time (Section)	0:10.37 (800m)
Top Speed [km/h] (Section)	71.4 (Overall)
Race State	Finished



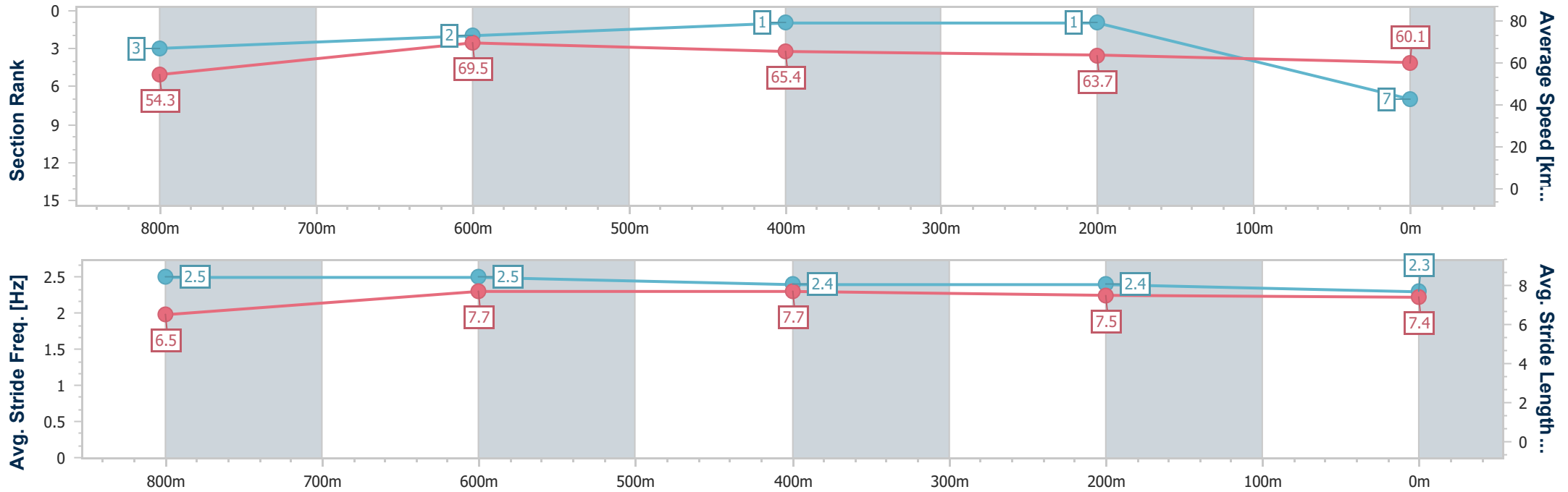
Aquis Park Gold Coast QLD Professional  
Race 5: TERRECO RESOURCES Class 1 Handicap - 1000m



08 February 2025 - 16:44

Track Rating: Soft 5, Weather: Fine, Rail Position: +5m 900m-  
W/Post; +3m Remainder

Section	Overall	800m	600m	400m	200m
Section Times	0:58.02 [7] (0:13.35)	0:44.67 [3] (0:10.37)	0:34.30 [2] (0:11.02)	0:23.28 [1] (0:11.32)	0:11.96 [1] (0:11.96)
Average Speed [km/h]	54.3	69.5	65.4	63.7	60.1
Top Speed [km/h]	71.4	70.9	66.4	64.9	62.8
Avg. Dist. to Rail [m]	4.1	1.0	0.4	3.0	4.3
Avg. Stride Freq. [Hz]	2.5	2.5	2.4	2.4	2.3
Avg. Stride Length [m]	6.5	7.7	7.7	7.5	7.4



- [ ] Ranking at each section and finish
- .-.- No data available at this section
- NA No data available



Horse/Jockey Name	The Naked Lady
Final Rank	8
Fastest Section Time (Section)	0:10.44 (800m)
Top Speed [km/h] (Section)	69.0 (800m)
Race State	Finished

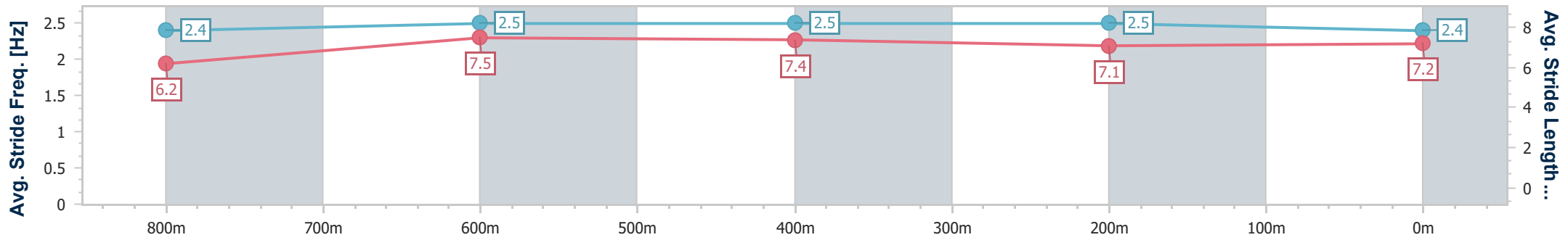
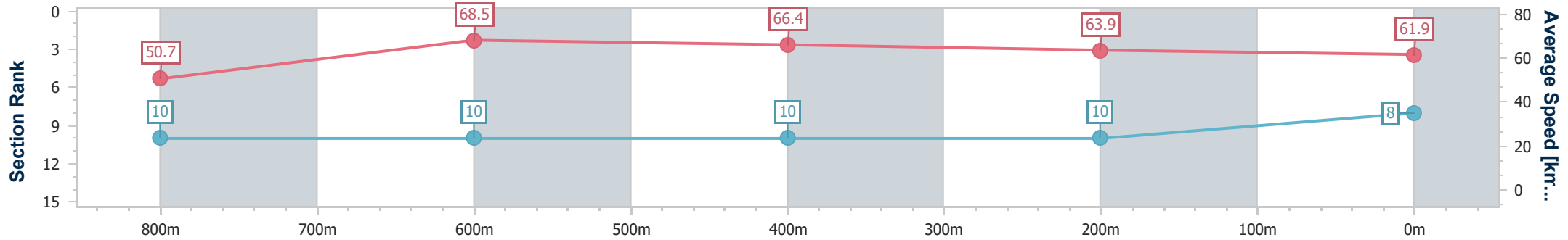


Aquis Park Gold Coast QLD Professional  
Race 5: TERRECO RESOURCES Class 1 Handicap - 1000m



08 February 2025 - 16:44  
Track Rating: Soft 5, Weather: Fine, Rail Position: +5m 900m-  
W/Post; +3m Remainder

Section	Overall	800m	600m	400m	200m
Section Times	0:58.30 [8] (0:14.17)	0:44.13 [10] (0:10.44)	0:33.69 [10] (0:10.80)	0:22.89 [10] (0:11.26)	0:11.63 [10] (0:11.63)
Average Speed [km/h]	50.7	68.5	66.4	63.9	61.9
Top Speed [km/h]	67.9	69.0	67.3	66.0	64.3
Avg. Dist. to Rail [m]	3.7	1.4	0.9	0.3	0.4
Avg. Stride Freq. [Hz]	2.4	2.5	2.5	2.5	2.4
Avg. Stride Length [m]	6.2	7.5	7.4	7.1	7.2



- [ ] Ranking at each section and finish
- .-.- No data available at this section
- NA No data available



Horse/Jockey Name	Toute Sweet
Final Rank	9
Fastest Section Time (Section)	0:10.57 (800m)
Top Speed [km/h] (Section)	70.6 (Overall)
Race State	Finished

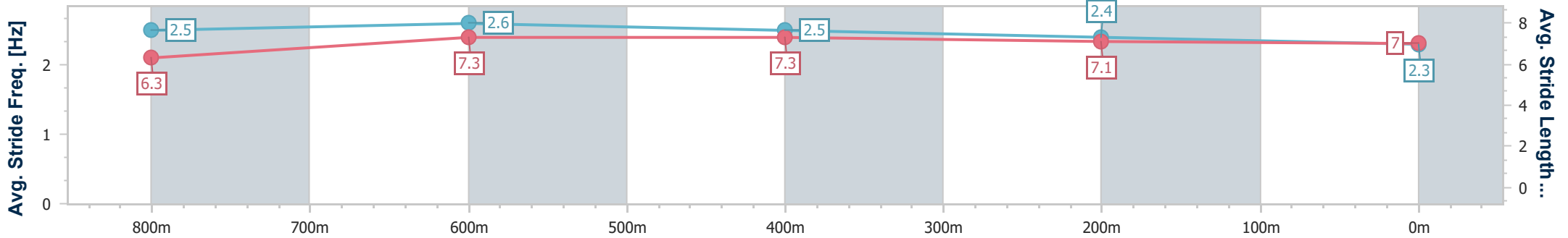
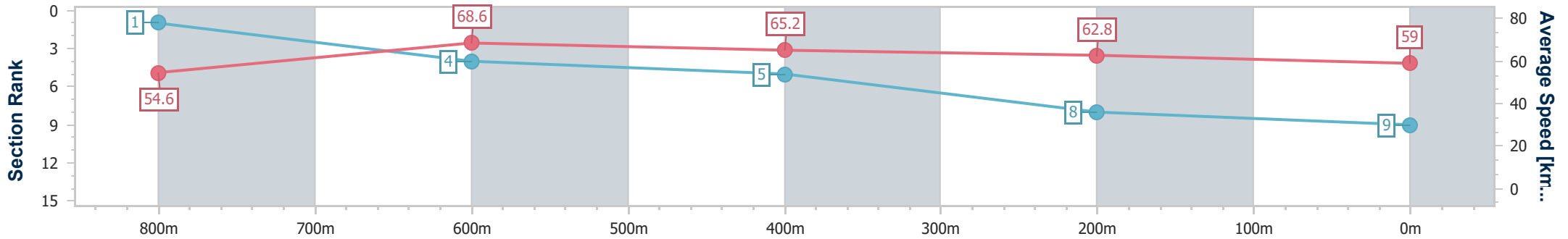


Aquis Park Gold Coast QLD Professional  
 Race 5: TERRECO RESOURCES Class 1 Handicap - 1000m



08 February 2025 - 16:44  
 Track Rating: Soft 5, Weather: Fine, Rail Position: +5m 900m-  
 W/Post; +3m Remainder

Section	Overall	800m	600m	400m	200m
Section Times	0:58.67 [9] (0:13.31)	0:45.36 [1] (0:10.57)	0:34.79 [4] (0:11.09)	0:23.70 [5] (0:11.47)	0:12.23 [8] (0:12.23)
Average Speed [km/h]	54.6	68.6	65.2	62.8	59.0
Top Speed [km/h]	70.6	70.6	67.0	64.4	61.5
Avg. Dist. to Rail [m]	6.3	2.3	0.6	2.5	4.2
Avg. Stride Freq. [Hz]	2.5	2.6	2.5	2.4	2.3
Avg. Stride Length [m]	6.3	7.3	7.3	7.1	7.0



- [ ] Ranking at each section and finish
- .-.- No data available at this section
- NA No data available



Horse/Jockey Name	Bee Two
Final Rank	10
Fastest Section Time (Section)	0:10.37 (800m)
Top Speed [km/h] (Section)	70.9 (800m)
Race State	Finished



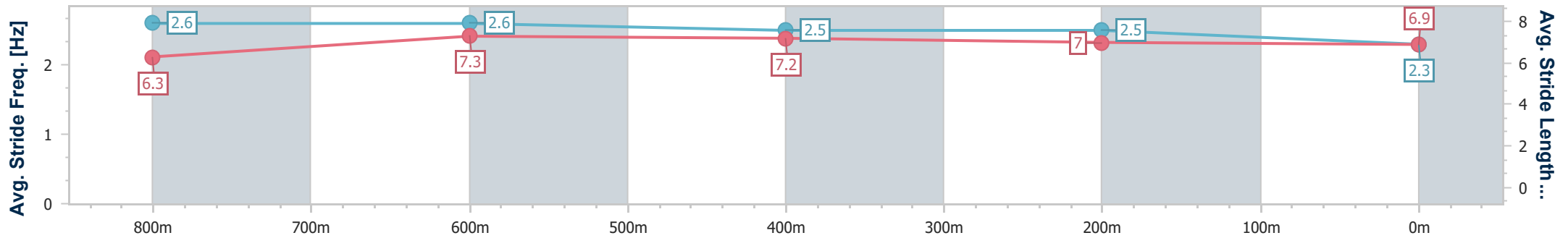
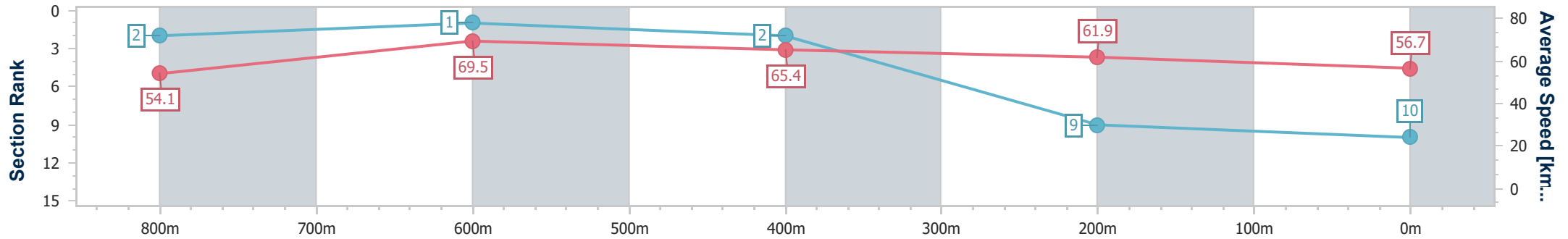
Aquis Park Gold Coast QLD Professional  
Race 5: TERRECO RESOURCES Class 1 Handicap - 1000m



08 February 2025 - 16:44

Track Rating: Soft 5, Weather: Fine, Rail Position: +5m 900m-  
W/Post; +3m Remainder

Section	Overall	800m	600m	400m	200m
Section Times	0:59.15 [10] (0:13.34)	0:45.81 [2] (0:10.37)	0:35.44 [1] (0:11.07)	0:24.37 [2] (0:11.71)	0:12.66 [9] (0:12.66)
Average Speed [km/h]	54.1	69.5	65.4	61.9	56.7
Top Speed [km/h]	70.7	70.9	67.8	63.0	59.7
Avg. Dist. to Rail [m]	3.6	0.8	1.4	1.6	2.3
Avg. Stride Freq. [Hz]	2.6	2.6	2.5	2.5	2.3
Avg. Stride Length [m]	6.3	7.3	7.2	7.0	6.9



- [ ] Ranking at each section and finish
- .-.- No data available at this section
- NA No data available



**Aquis Park Gold Coast QLD Professional**  
**Race 6: LANTRAK QTIS Three-Year-Old BENCHMARK 65 Handicap - 1000m**  
**08 February 2025 - 17:22**



Track Rating: Soft 5, Weather: Fine, Rail Position: +5m 900m-W/Post; +3m Remainder

Section											Last 600m		
Field Times		Overall	800m	600m	400m	200m						0:33.37	
		0:57.23 (0:13.46)	0:43.77 (0:10.40)	0:33.37 (0:10.81)	0:22.56 (0:11.15)	0:11.41 (0:11.41)							
Rank	TAB	Horse/Jockey	Barrier	Top Speed [km/h]	Fastest Section	Overall	800m	600m	400m	200m	Margin	Last 600m	Distance Travelled [m]
1	2	<b>MISHANI ROCK</b> Danny Peisley	14	69.8 800m	0:10.55 800m	0:57.23 [1] (0:13.87)	0:43.36 [5] (0:10.55)	0:32.81 [5] (0:10.68)	0:22.13 [5] (0:10.77)	0:11.36 [4] (0:11.36)	0:57.23	0:32.81	
2	5	<b>BONFIRE SPARK</b> Madeleine Wishart	3	70.1 Overall	0:10.51 800m	0:57.33 [2] (0:13.48)	0:43.85 [2] (0:10.51)	0:33.34 [3] (0:10.91)	0:22.43 [3] (0:10.93)	0:11.50 [3] (0:11.50)	0.5L	0:33.34	+6
3	11	<b>TAKE A BOW</b> Justin Stanley	8	69.8 400m	0:10.67 400m	0:57.34 [3] (0:14.11)	0:43.23 [9] (0:10.69)	0:32.54 [9] (0:10.75)	0:21.79 [9] (0:10.67)	0:11.12 [7] (0:11.12)	0.6L	0:32.54	+4
4	8	<b>READY TO IGNITE</b> Michael Cahill	16	70.4 800m	0:10.52 800m	0:57.60 [4] (0:14.01)	0:43.59 [8] (0:10.52)	0:33.07 [6] (0:10.75)	0:22.32 [6] (0:10.91)	0:11.41 [6] (0:11.41)	2.1L	0:33.07	+5
5	12	<b>CUTTING EDGE</b> Ryan Wiggins	12	71.8 800m	0:10.33 800m	0:57.62 [5] (0:13.62)	0:44.00 [4] (0:10.33)	0:33.67 [2] (0:10.72)	0:22.95 [1] (0:11.15)	0:11.80 [2] (0:11.80)	2.2L	0:33.67	+0
6	1	<b>I'LLTELLYOUGO</b> Heidi Gillie	11	70.1 800m	0:10.40 800m	0:57.65 [6] (0:13.46)	0:44.19 [1] (0:10.40)	0:33.79 [1] (0:10.83)	0:22.96 [2] (0:11.13)	0:11.83 [1] (0:11.83)	2.4L	0:33.79	-3
7	3	<b>STAR AMBITION</b> Sean Cormack	1	69.5 800m	0:10.57 800m	0:57.68 [7] (0:13.56)	0:44.12 [3] (0:10.57)	0:33.55 [4] (0:10.90)	0:22.65 [4] (0:10.99)	0:11.66 [5] (0:11.66)	2.6L	0:33.55	+1
8	9	<b>BECCA</b> Micheal Hellyer	5	69.7 800m	0:10.74 800m	0:58.02 [8] (0:13.97)	0:44.05 [7] (0:10.74)	0:33.31 [8] (0:10.78)	0:22.53 [8] (0:10.83)	0:11.70 [8] (0:11.70)	4.6L	0:33.31	+0
9	7	<b>MISHANI HITMAN</b> Olivia Kendal	2	67.9 Overall	0:10.64 600m	0:58.25 [9] (0:13.90)	0:44.35 [6] (0:10.77)	0:33.58 [7] (0:10.64)	0:22.94 [7] (0:11.07)	0:11.87 [9] (0:11.87)	5.9L	0:33.58	-7
10	13	<b>RAMP IT UP</b> Tiffani Brooker	6	67.7 800m	0:10.78 800m	0:58.41 [10] (0:14.26)	0:44.15 [10] (0:10.78)	0:33.37 [10] (0:10.99)	0:22.38 [10] (0:11.11)	0:11.27 [10] (0:11.27)	6.7L	0:33.37	-3

Scratched: Eagle's Fire (#16), Bee Two (#15), Rumi Star (#14), Limahuli (#6), Concession (#4), Dream Smart (#10)

[ ] Ranking at each section and finish  
 -:-:- No data available at this section  
 NA No data available

SCN Saddle cloth number  
 DNF Did not finish  
 DNT Did not track



Horse/Jockey Name	Mishani Rock
Final Rank	1
Fastest Section Time (Section)	0:10.55 (800m)
Top Speed [km/h] (Section)	69.8 (800m)
Race State	Finished



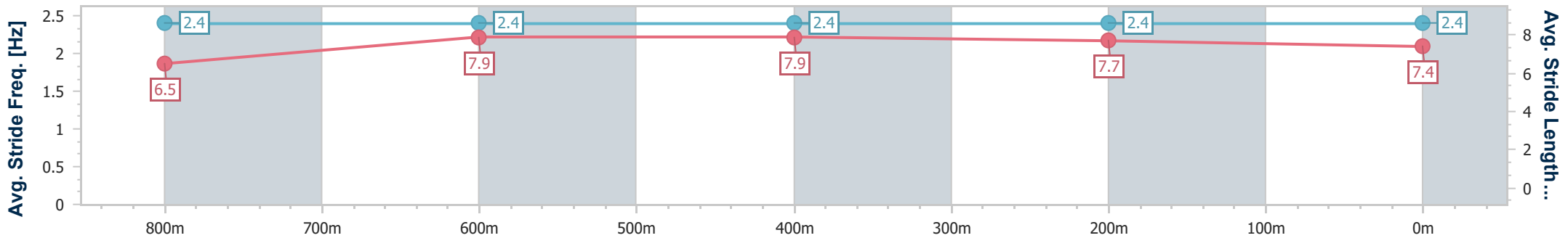
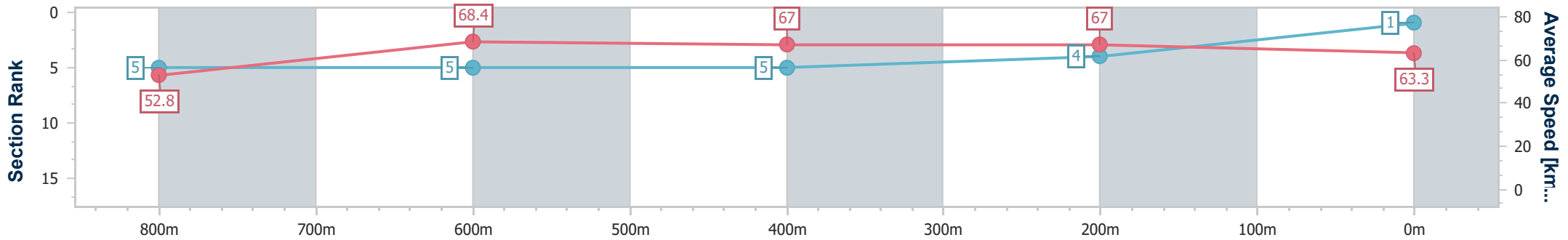
**Aquis Park Gold Coast QLD Professional**  
**Race 6: LANTRAK QTIS Three-Year-Old BENCHMARK 65**  
**Handicap - 1000m**



08 February 2025 - 17:22

Track Rating: Soft 5, Weather: Fine, Rail Position: +5m 900m-  
W/Post; +3m Remainder

Section	Overall	800m	600m	400m	200m
Section Times	0:57.23 [1] (0:13.87)	0:43.36 [5] (0:10.55)	0:32.81 [5] (0:10.68)	0:22.13 [5] (0:10.77)	0:11.36 [4] (0:11.36)
Average Speed [km/h]	52.8	68.4	67.0	67.0	63.3
Top Speed [km/h]	67.4	69.8	67.9	67.7	65.2
Avg. Dist. to Rail [m]	9.0	0.7	1.0	1.9	3.4
Avg. Stride Freq. [Hz]	2.4	2.4	2.4	2.4	2.4
Avg. Stride Length [m]	6.5	7.9	7.9	7.7	7.4



- [ ] Ranking at each section and finish
- .-.- No data available at this section
- NA No data available



Horse/Jockey Name	Bonfire Spark
Final Rank	2
Fastest Section Time (Section)	0:10.51 (800m)
Top Speed [km/h] (Section)	70.1 (Overall)
Race State	Finished



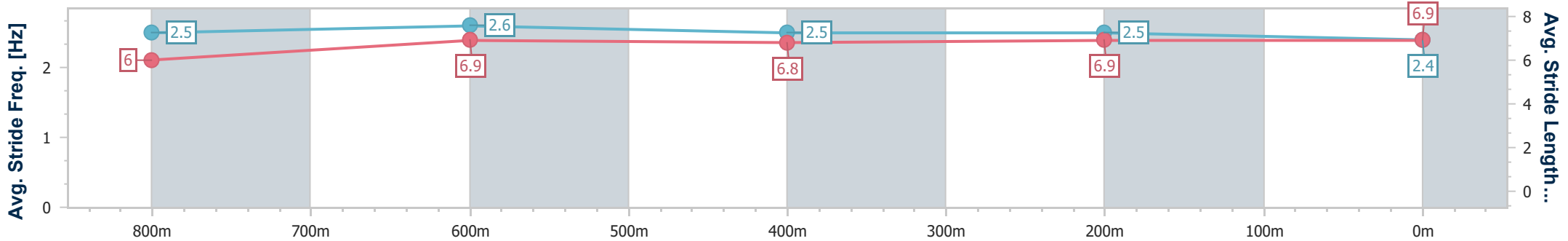
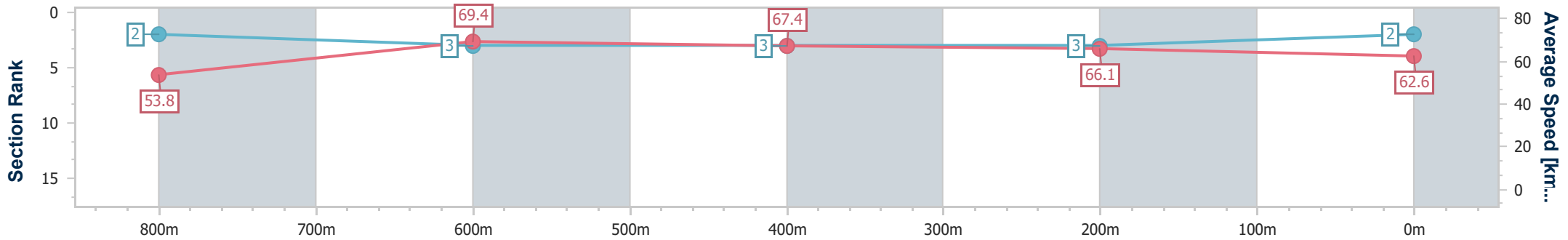
**Aquis Park Gold Coast QLD Professional**  
**Race 6: LANTRAK QTIS Three-Year-Old BENCHMARK 65**  
**Handicap - 1000m**



08 February 2025 - 17:22

Track Rating: Soft 5, Weather: Fine, Rail Position: +5m 900m-  
W/Post; +3m Remainder

Section	Overall	800m	600m	400m	200m
Section Times	0:57.33 [2] (0:13.48)	0:43.85 [2] (0:10.51)	0:33.34 [3] (0:10.91)	0:22.43 [3] (0:10.93)	0:11.50 [3] (0:11.50)
Average Speed [km/h]	53.8	69.4	67.4	66.1	62.6
Top Speed [km/h]	70.1	70.0	68.4	67.8	64.9
Avg. Dist. to Rail [m]	5.5	3.4	3.6	4.7	6.2
Avg. Stride Freq. [Hz]	2.5	2.6	2.5	2.5	2.4
Avg. Stride Length [m]	6.0	6.9	6.8	6.9	6.9



- [ ] Ranking at each section and finish
- .-.- No data available at this section
- NA No data available



Horse/Jockey Name	Take A Bow
Final Rank	3
Fastest Section Time (Section)	0:10.67 (400m)
Top Speed [km/h] (Section)	69.8 (400m)
Race State	Finished



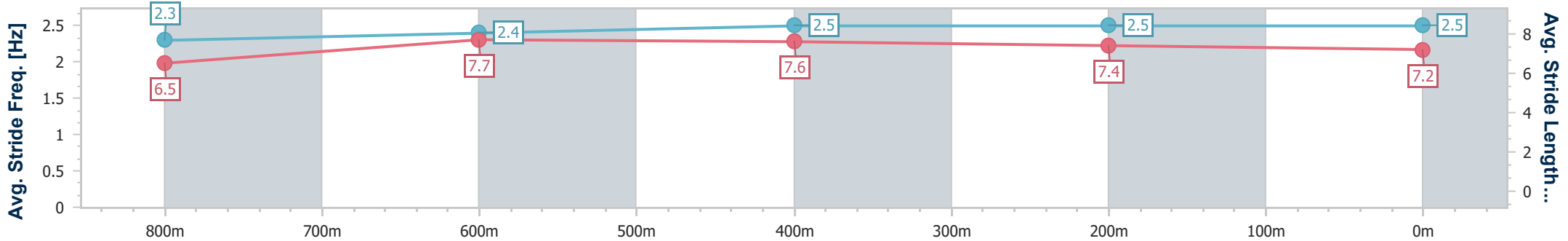
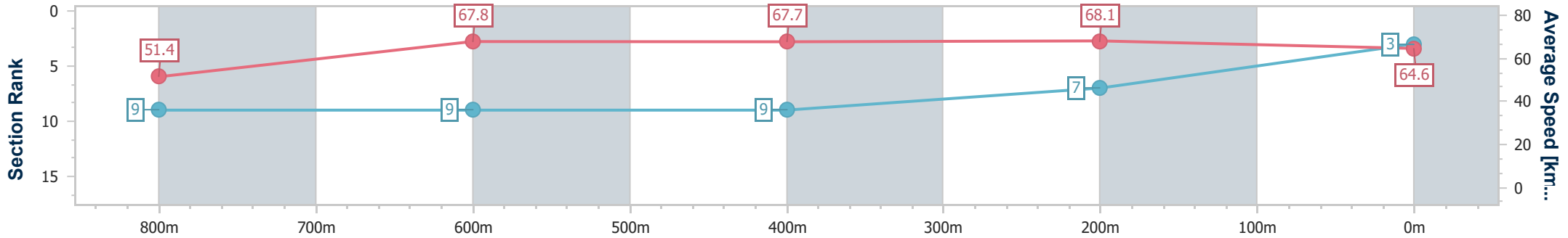
**Aquis Park Gold Coast QLD Professional**  
**Race 6: LANTRAK QTIS Three-Year-Old BENCHMARK 65**  
**Handicap - 1000m**



08 February 2025 - 17:22

Track Rating: Soft 5, Weather: Fine, Rail Position: +5m 900m-  
W/Post; +3m Remainder

Section	Overall	800m	600m	400m	200m
Section Times	0:57.34 [3] (0:14.11)	0:43.23 [9] (0:10.69)	0:32.54 [9] (0:10.75)	0:21.79 [9] (0:10.67)	0:11.12 [7] (0:11.12)
Average Speed [km/h]	51.4	67.8	67.7	68.1	64.6
Top Speed [km/h]	66.9	68.9	69.2	69.8	66.7
Avg. Dist. to Rail [m]	7.6	1.6	2.1	5.8	8.2
Avg. Stride Freq. [Hz]	2.3	2.4	2.5	2.5	2.5
Avg. Stride Length [m]	6.5	7.7	7.6	7.4	7.2



- [ ] Ranking at each section and finish
- .-.- No data available at this section
- NA No data available





Horse/Jockey Name	Ready To Ignite
Final Rank	4
Fastest Section Time (Section)	0:10.52 (800m)
Top Speed [km/h] (Section)	70.4 (800m)
Race State	Finished

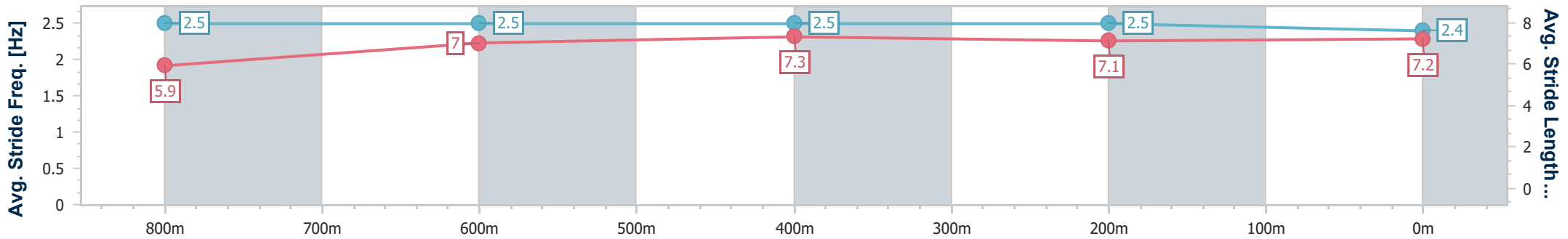
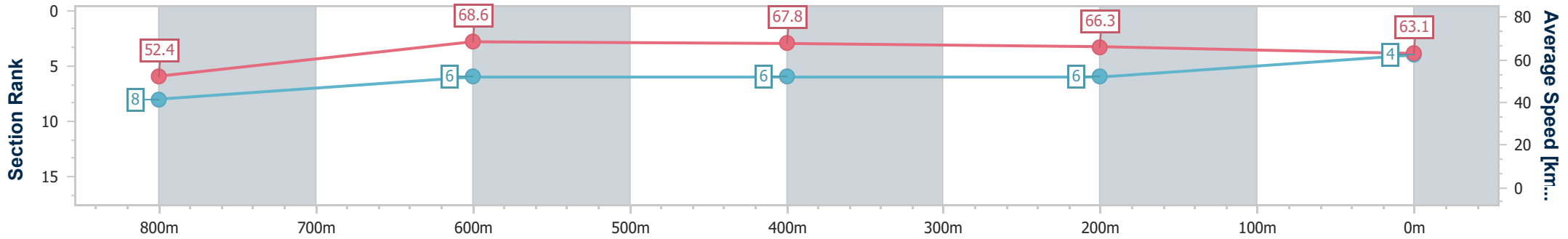


Aquis Park Gold Coast QLD Professional  
 Race 6: LANTRAK QTIS Three-Year-Old BENCHMARK 65  
 Handicap - 1000m



08 February 2025 - 17:22  
 Track Rating: Soft 5, Weather: Fine, Rail Position: +5m 900m-  
 W/Post; +3m Remainder

Section	Overall	800m	600m	400m	200m
Section Times	0:57.60 [4] (0:14.01)	0:43.59 [8] (0:10.52)	0:33.07 [6] (0:10.75)	0:22.32 [6] (0:10.91)	0:11.41 [6] (0:11.41)
Average Speed [km/h]	52.4	68.6	67.8	66.3	63.1
Top Speed [km/h]	67.5	70.4	68.9	67.5	65.8
Avg. Dist. to Rail [m]	10.1	1.6	1.9	5.7	7.7
Avg. Stride Freq. [Hz]	2.5	2.5	2.5	2.5	2.4
Avg. Stride Length [m]	5.9	7.0	7.3	7.1	7.2



- [ ] Ranking at each section and finish
- .-.- No data available at this section
- NA No data available



Horse/Jockey Name	Cutting Edge
Final Rank	5
Fastest Section Time (Section)	0:10.33 (800m)
Top Speed [km/h] (Section)	71.8 (800m)
Race State	Finished



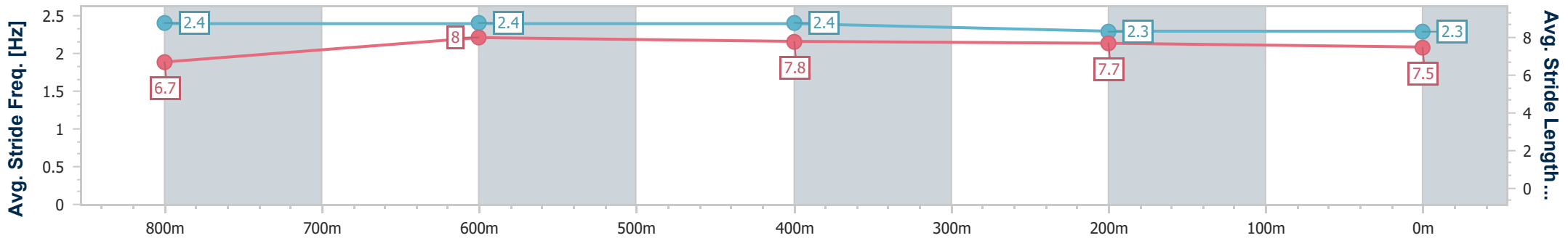
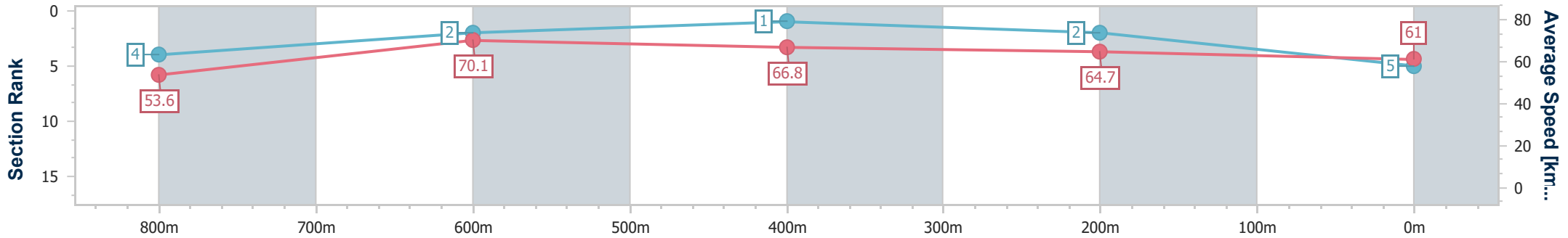
**Aquis Park Gold Coast QLD Professional**  
**Race 6: LANTRAK QTIS Three-Year-Old BENCHMARK 65**  
**Handicap - 1000m**



08 February 2025 - 17:22

Track Rating: Soft 5, Weather: Fine, Rail Position: +5m 900m-  
W/Post; +3m Remainder

Section	Overall	800m	600m	400m	200m
Section Times	0:57.62 [5] (0:13.62)	0:44.00 [4] (0:10.33)	0:33.67 [2] (0:10.72)	0:22.95 [1] (0:11.15)	0:11.80 [2] (0:11.80)
Average Speed [km/h]	53.6	70.1	66.8	64.7	61.0
Top Speed [km/h]	68.9	71.8	68.7	66.2	63.7
Avg. Dist. to Rail [m]	8.6	2.0	1.0	0.7	2.6
Avg. Stride Freq. [Hz]	2.4	2.4	2.4	2.3	2.3
Avg. Stride Length [m]	6.7	8.0	7.8	7.7	7.5



- [ ] Ranking at each section and finish
- .-.- No data available at this section
- NA No data available



Horse/Jockey Name	l'ltellyougo
Final Rank	6
Fastest Section Time (Section)	0:10.40 (800m)
Top Speed [km/h] (Section)	70.1 (800m)
Race State	Finished



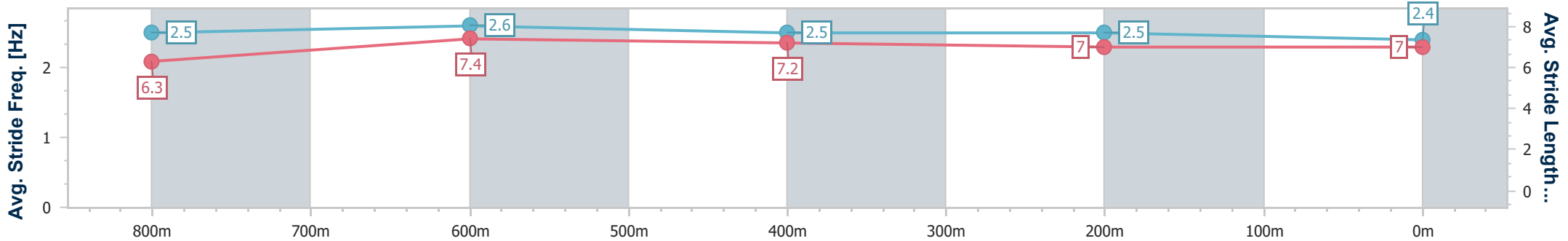
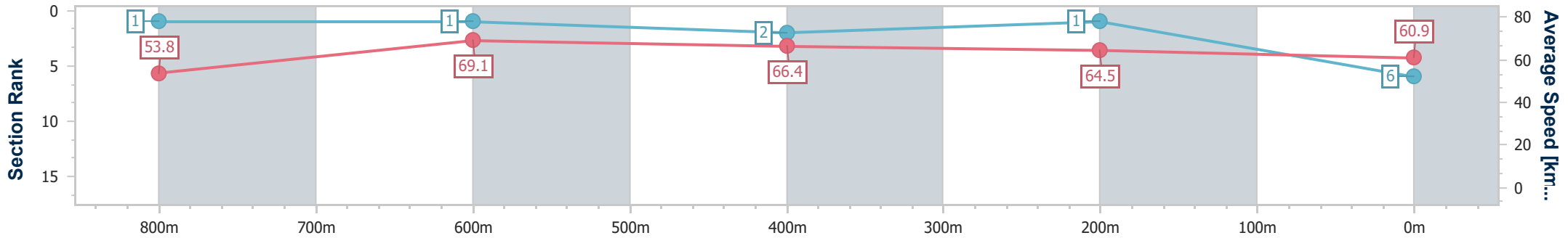
Aquis Park Gold Coast QLD Professional  
 Race 6: LANTRAK QTIS Three-Year-Old BENCHMARK 65  
 Handicap - 1000m



08 February 2025 - 17:22

Track Rating: Soft 5, Weather: Fine, Rail Position: +5m 900m-  
 W/Post; +3m Remainder

Section	Overall	800m	600m	400m	200m
Section Times	0:57.65 [6] (0:13.46)	0:44.19 [1] (0:10.40)	0:33.79 [1] (0:10.83)	0:22.96 [2] (0:11.13)	0:11.83 [1] (0:11.83)
Average Speed [km/h]	53.8	69.1	66.4	64.5	60.9
Top Speed [km/h]	67.5	70.1	66.9	66.0	63.5
Avg. Dist. to Rail [m]	7.1	0.4	0.5	0.7	0.3
Avg. Stride Freq. [Hz]	2.5	2.6	2.5	2.5	2.4
Avg. Stride Length [m]	6.3	7.4	7.2	7.0	7.0



- [ ] Ranking at each section and finish
- .-.- No data available at this section
- NA No data available



Horse/Jockey Name	Star Ambition
Final Rank	7
Fastest Section Time (Section)	0:10.57 (800m)
Top Speed [km/h] (Section)	69.5 (800m)
Race State	Finished



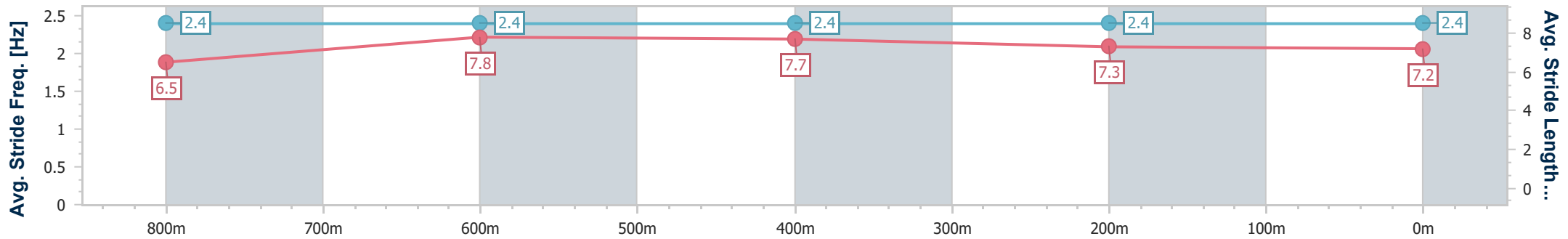
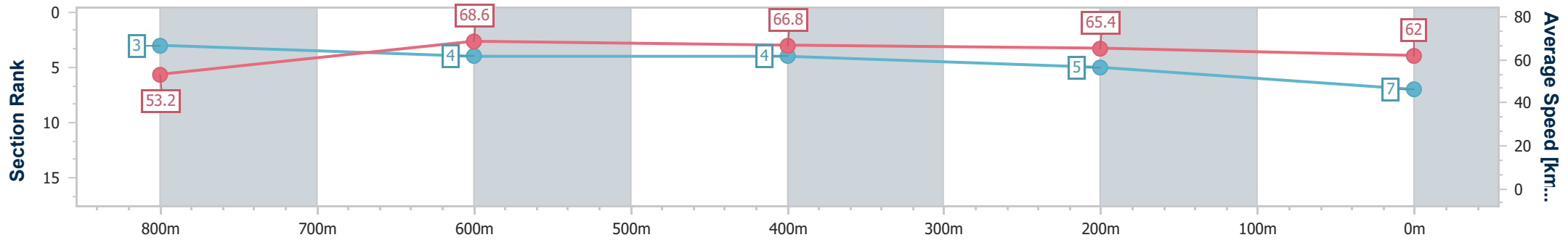
Aquis Park Gold Coast QLD Professional  
Race 6: LANTRAK QTIS Three-Year-Old BENCHMARK 65  
Handicap - 1000m



08 February 2025 - 17:22

Track Rating: Soft 5, Weather: Fine, Rail Position: +5m 900m-  
W/Post; +3m Remainder

Section	Overall	800m	600m	400m	200m
Section Times	0:57.68 [7] (0:13.56)	0:44.12 [3] (0:10.57)	0:33.55 [4] (0:10.90)	0:22.65 [4] (0:10.99)	0:11.66 [5] (0:11.66)
Average Speed [km/h]	53.2	68.6	66.8	65.4	62.0
Top Speed [km/h]	68.1	69.5	68.5	67.1	63.7
Avg. Dist. to Rail [m]	3.2	1.9	1.7	3.1	5.3
Avg. Stride Freq. [Hz]	2.4	2.4	2.4	2.4	2.4
Avg. Stride Length [m]	6.5	7.8	7.7	7.3	7.2



- [ ] Ranking at each section and finish
- .-.- No data available at this section
- NA No data available



Horse/Jockey Name	Becca
Final Rank	8
Fastest Section Time (Section)	0:10.74 (800m)
Top Speed [km/h] (Section)	69.7 (800m)
Race State	Finished



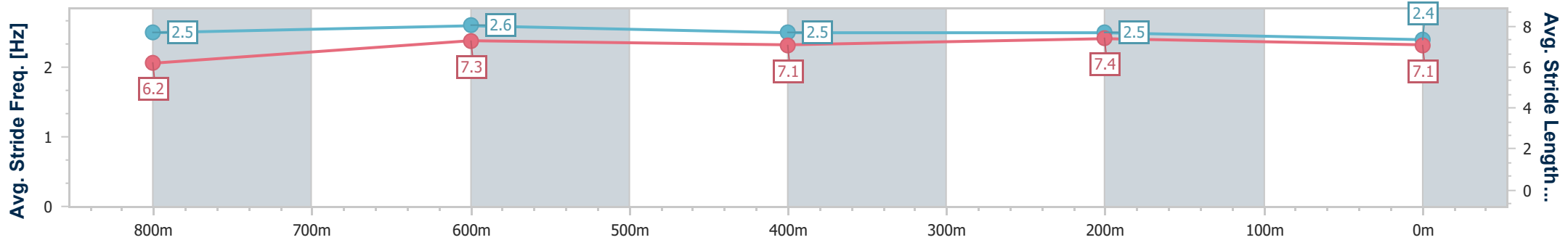
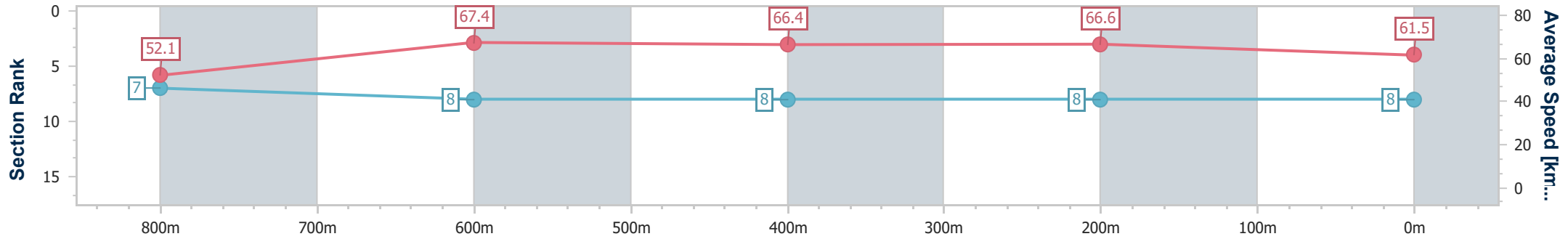
Aquis Park Gold Coast QLD Professional  
 Race 6: LANTRAK QTIS Three-Year-Old BENCHMARK 65  
 Handicap - 1000m



08 February 2025 - 17:22

Track Rating: Soft 5, Weather: Fine, Rail Position: +5m 900m-  
 W/Post; +3m Remainder

Section	Overall	800m	600m	400m	200m
Section Times	0:58.02 [8] (0:13.97)	0:44.05 [7] (0:10.74)	0:33.31 [8] (0:10.78)	0:22.53 [8] (0:10.83)	0:11.70 [8] (0:11.70)
Average Speed [km/h]	52.1	67.4	66.4	66.6	61.5
Top Speed [km/h]	66.5	69.7	69.0	67.6	64.7
Avg. Dist. to Rail [m]	7.0	1.5	0.5	1.2	4.0
Avg. Stride Freq. [Hz]	2.5	2.6	2.5	2.5	2.4
Avg. Stride Length [m]	6.2	7.3	7.1	7.4	7.1



- [ ] Ranking at each section and finish
- .-.- No data available at this section
- NA No data available



Horse/Jockey Name	Mishani Hitman
Final Rank	9
Fastest Section Time (Section)	0:10.64 (600m)
Top Speed [km/h] (Section)	67.9 (Overall)
Race State	Finished



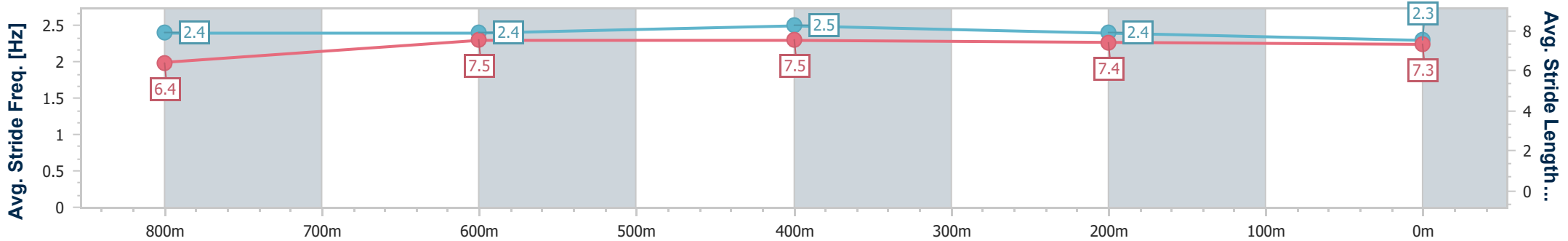
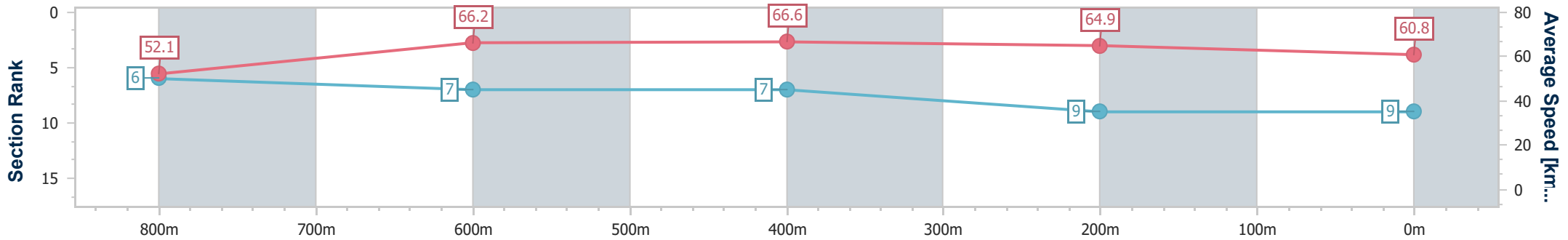
Aquis Park Gold Coast QLD Professional  
Race 6: LANTRAK QTIS Three-Year-Old BENCHMARK 65  
Handicap - 1000m



08 February 2025 - 17:22

Track Rating: Soft 5, Weather: Fine, Rail Position: +5m 900m-  
W/Post; +3m Remainder

Section	Overall	800m	600m	400m	200m
Section Times	0:58.25 [9] (0:13.90)	0:44.35 [6] (0:10.77)	0:33.58 [7] (0:10.64)	0:22.94 [7] (0:11.07)	0:11.87 [9] (0:11.87)
Average Speed [km/h]	52.1	66.2	66.6	64.9	60.8
Top Speed [km/h]	67.9	67.8	67.6	67.3	63.0
Avg. Dist. to Rail [m]	3.9	1.8	3.1	1.0	2.8
Avg. Stride Freq. [Hz]	2.4	2.4	2.5	2.4	2.3
Avg. Stride Length [m]	6.4	7.5	7.5	7.4	7.3



- [ ] Ranking at each section and finish
- .-.- No data available at this section
- NA No data available



Horse/Jockey Name	Ramp It Up
Final Rank	10
Fastest Section Time (Section)	0:10.78 (800m)
Top Speed [km/h] (Section)	67.7 (800m)
Race State	Finished

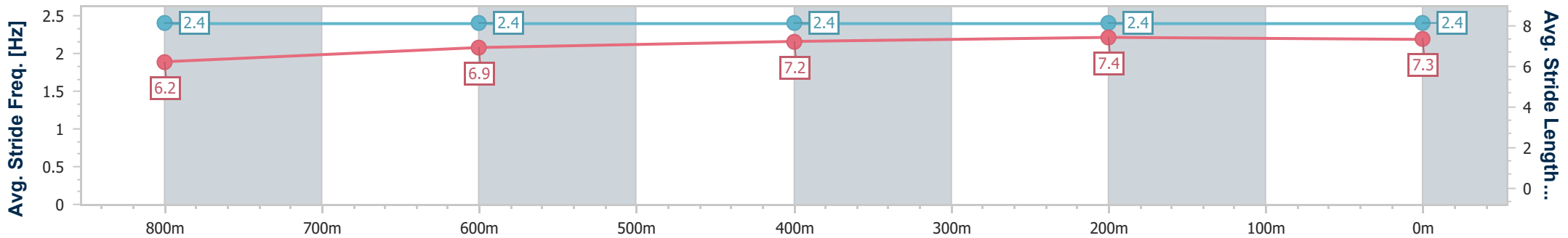
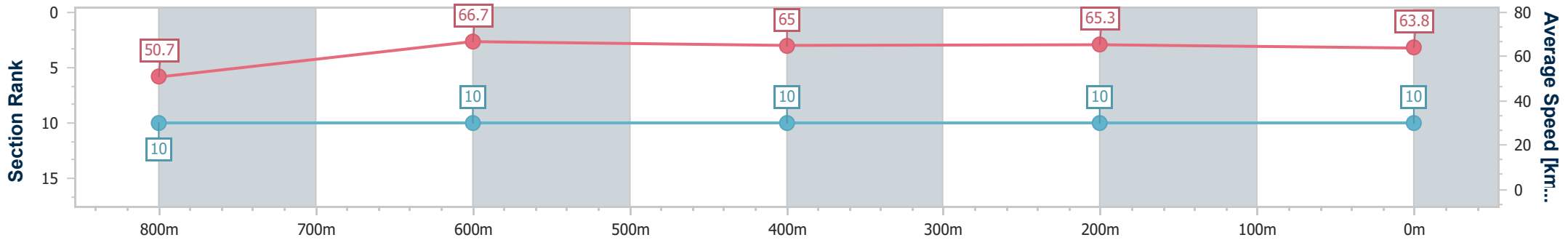


**Aquis Park Gold Coast QLD Professional**  
**Race 6: LANTRAK QTIS Three-Year-Old BENCHMARK 65**  
**Handicap - 1000m**



08 February 2025 - 17:22  
 Track Rating: Soft 5, Weather: Fine, Rail Position: +5m 900m-  
 W/Post; +3m Remainder

Section	Overall	800m	600m	400m	200m
Section Times	0:58.41 [10] (0:14.26)	0:44.15 [10] (0:10.78)	0:33.37 [10] (0:10.99)	0:22.38 [10] (0:11.11)	0:11.27 [10] (0:11.27)
Average Speed [km/h]	50.7	66.7	65.0	65.3	63.8
Top Speed [km/h]	65.9	67.7	65.7	65.8	64.8
Avg. Dist. to Rail [m]	6.0	1.0	1.0	3.7	5.9
Avg. Stride Freq. [Hz]	2.4	2.4	2.4	2.4	2.4
Avg. Stride Length [m]	6.2	6.9	7.2	7.4	7.3



- [ ] Ranking at each section and finish
- .-.- No data available at this section
- NA No data available

Track Rating: Soft 5, Weather: Fine, Rail Position: +5m 900m-W/Post; +3m Remainder

Section											Last 600m	
Field Times		Overall	800m	600m	400m	200m						
		0:56.90 (0:13.21)	0:43.69 (0:10.48)	0:33.21 (0:10.65)	0:22.56 (0:10.81)	0:11.75 (0:11.75)						0:33.21
Rank	TAB	Horse/Jockey	Barrier	Top Speed [km/h]	Fastest Section	Overall	800m	600m	400m	200m	Margin	Distance Travelled [m]
1	8	<b>FLAMING CONQUEST</b> Olivia Kendal	7	69.2 800m	0:10.48 800m	0:56.90 [1] (0:13.21)	0:43.69 [1] (0:10.48)	0:33.21 [1] (0:10.65)	0:22.56 [1] (0:10.81)	0:11.75 [1] (0:11.75)	0:56.90	0:33.21
2	3	<b>TECTONIC PLATE</b> Samantha Collett	12	71.0 600m	0:10.45 800m	0:56.96 [2] (0:13.83)	0:43.13 [7] (0:10.45)	0:32.68 [7] (0:10.56)	0:22.12 [5] (0:10.70)	0:11.42 [3] (0:11.42)	0.3L	0:32.68 +11
3	7	<b>KOTE</b> Jace McMurray	10	70.9 800m	0:10.42 800m	0:57.05 [3] (0:13.37)	0:43.68 [2] (0:10.42)	0:33.26 [2] (0:10.65)	0:22.61 [2] (0:10.98)	0:11.63 [2] (0:11.63)	0.8L	0:33.26 +3
4	10	<b>LA AMIGO</b> Rob Thorburn	8	71.1 800m	0:10.40 800m	0:57.11 [4] (0:13.52)	0:43.59 [4] (0:10.40)	0:33.19 [3] (0:10.80)	0:22.39 [4] (0:10.96)	0:11.43 [5] (0:11.43)	1.1L	0:33.19 +8
5	4	<b>KINGSTON'S HERE</b> Justin Stanley	4	70.1 800m	0:10.55 800m	0:57.13 [5] (0:13.69)	0:43.44 [6] (0:10.55)	0:32.89 [6] (0:10.60)	0:22.29 [6] (0:10.88)	0:11.41 [6] (0:11.41)	1.2L	0:32.89 +6
6	1	<b>AT WITZ END</b> Matthew McGuren	5	69.6 800m	0:10.56 800m	0:57.25 [6] (0:14.01)	0:43.24 [9] (0:10.56)	0:32.68 [8] (0:10.59)	0:22.09 [9] (0:10.80)	0:11.29 [9] (0:11.29)	1.7L	0:32.68 +1
7	6	<b>OUTWEIGHED</b> Michael Cahill	6	71.3 800m	0:10.54 800m	0:57.25 [7] (0:13.43)	0:43.82 [3] (0:10.54)	0:33.28 [4] (0:10.72)	0:22.56 [3] (0:10.94)	0:11.62 [4] (0:11.62)	1.8L	0:33.28 +8
8	9	<b>KING OF NAPLES</b> Sean Cormack	13	70.8 600m	0:10.48 600m	0:57.44 [8] (0:13.91)	0:43.53 [8] (0:10.67)	0:32.86 [9] (0:10.48)	0:22.38 [8] (0:10.70)	0:11.68 [7] (0:11.68)	2.8L	0:32.86 +7
9	2	<b>THE BOPPER</b> Ryan Wiggins	2	69.7 800m	0:10.55 800m	0:57.47 [9] (0:13.66)	0:43.81 [5] (0:10.55)	0:33.26 [5] (0:10.72)	0:22.54 [7] (0:10.84)	0:11.70 [8] (0:11.70)	3L	0:33.26 +4

Scratched: Heroic Miss (#11), Reliable Ruby (#5), Catwalk Criminal (#12), Lennic (#13)





Horse/Jockey Name	Flaming Conquest
Final Rank	1
Fastest Section Time (Section)	0:10.48 (800m)
Top Speed [km/h] (Section)	69.2 (800m)
Race State	Finished



Aquis Park Gold Coast QLD Professional

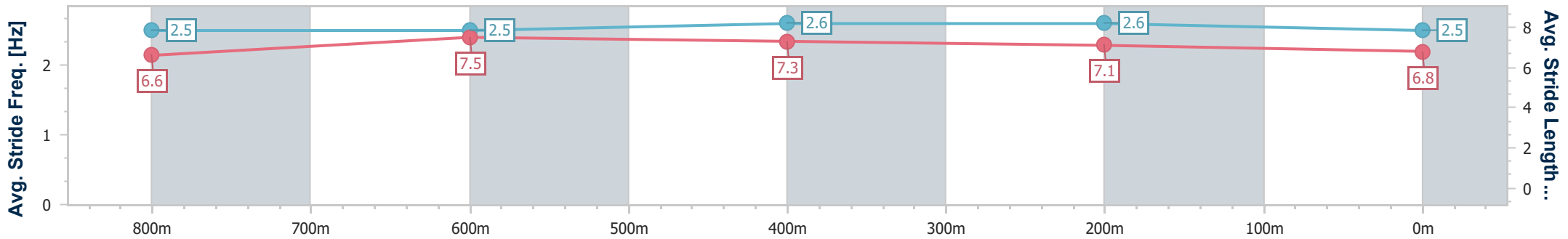
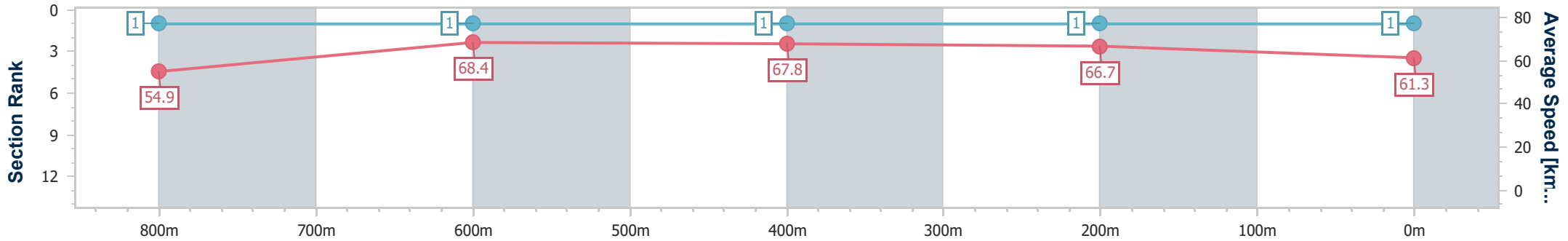
Race 7: RAW METAL OPEN Handicap - 1000m



08 February 2025 - 18:03

Track Rating: Soft 5, Weather: Fine, Rail Position: +5m 900m-  
W/Post; +3m Remainder

Section	Overall	800m	600m	400m	200m
Section Times	0:56.90 [1] (0:13.21)	0:43.69 [1] (0:10.48)	0:33.21 [1] (0:10.65)	0:22.56 [1] (0:10.81)	0:11.75 [1] (0:11.75)
Average Speed [km/h]	54.9	68.4	67.8	66.7	61.3
Top Speed [km/h]	68.1	69.2	68.4	67.8	64.2
Avg. Dist. to Rail [m]	5.4	0.6	1.0	2.7	2.5
Avg. Stride Freq. [Hz]	2.5	2.5	2.6	2.6	2.5
Avg. Stride Length [m]	6.6	7.5	7.3	7.1	6.8



- [ ] Ranking at each section and finish
- .-.- No data available at this section
- NA No data available



Horse/Jockey Name	Tectonic Plate
Final Rank	2
Fastest Section Time (Section)	0:10.45 (800m)
Top Speed [km/h] (Section)	71.0 (600m)
Race State	Finished



Aquis Park Gold Coast QLD Professional

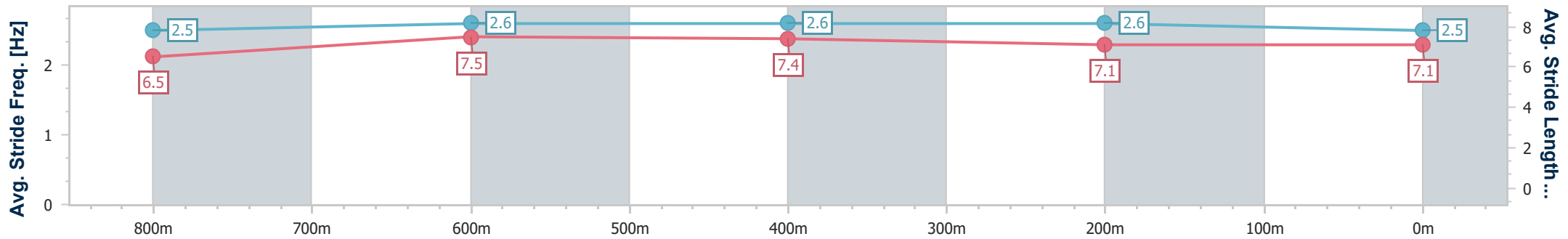
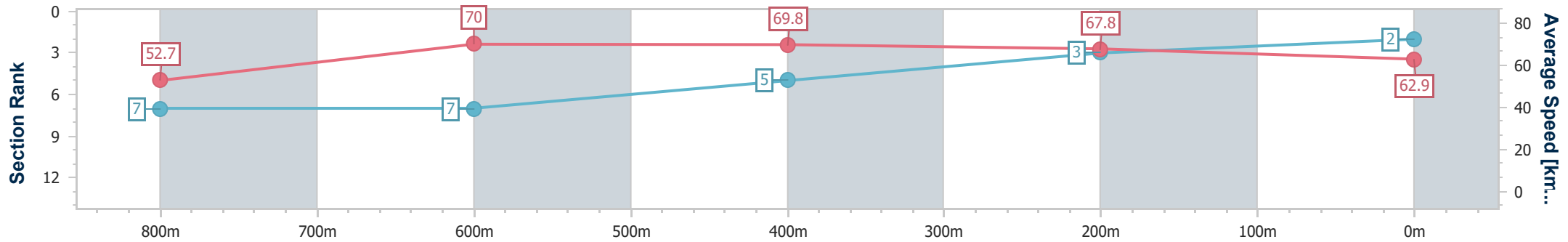
Race 7: RAW METAL OPEN Handicap - 1000m



08 February 2025 - 18:03

Track Rating: Soft 5, Weather: Fine, Rail Position: +5m 900m-  
W/Post; +3m Remainder

Section	Overall	800m	600m	400m	200m
Section Times	0:56.96 [2] (0:13.83)	0:43.13 [7] (0:10.45)	0:32.68 [7] (0:10.56)	0:22.12 [5] (0:10.70)	0:11.42 [3] (0:11.42)
Average Speed [km/h]	52.7	70.0	69.8	67.8	62.9
Top Speed [km/h]	68.9	70.9	71.0	69.8	65.6
Avg. Dist. to Rail [m]	7.7	3.8	4.5	6.4	6.3
Avg. Stride Freq. [Hz]	2.5	2.6	2.6	2.6	2.5
Avg. Stride Length [m]	6.5	7.5	7.4	7.1	7.1



- [ ] Ranking at each section and finish
- .-.- No data available at this section
- NA No data available



Horse/Jockey Name	Kote
Final Rank	3
Fastest Section Time (Section)	0:10.42 (800m)
Top Speed [km/h] (Section)	70.9 (800m)
Race State	Finished



Aquis Park Gold Coast QLD Professional

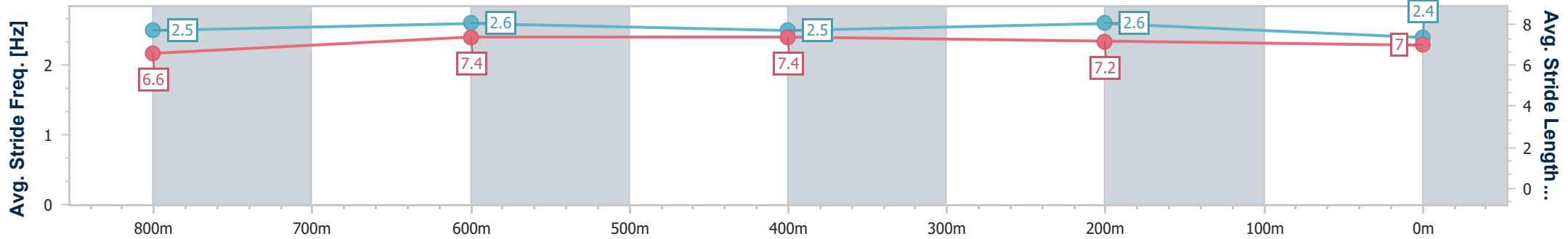
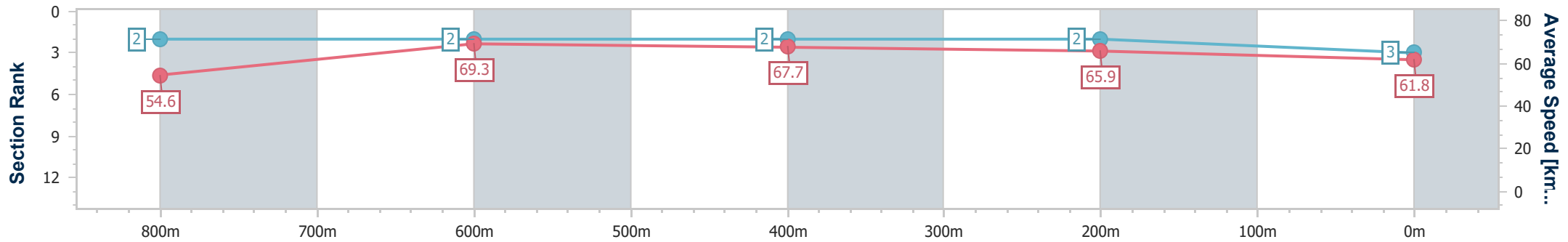
Race 7: RAW METAL OPEN Handicap - 1000m



08 February 2025 - 18:03

Track Rating: Soft 5, Weather: Fine, Rail Position: +5m 900m-  
W/Post; +3m Remainder

Section	Overall	800m	600m	400m	200m
Section Times	0:57.05 [3] (0:13.37)	0:43.68 [2] (0:10.42)	0:33.26 [2] (0:10.65)	0:22.61 [2] (0:10.98)	0:11.63 [2] (0:11.63)
Average Speed [km/h]	54.6	69.3	67.7	65.9	61.8
Top Speed [km/h]	69.5	70.9	69.3	66.9	65.1
Avg. Dist. to Rail [m]	7.3	0.9	1.2	2.1	2.2
Avg. Stride Freq. [Hz]	2.5	2.6	2.5	2.6	2.4
Avg. Stride Length [m]	6.6	7.4	7.4	7.2	7.0



- [ ] Ranking at each section and finish
- .-.- No data available at this section
- NA No data available



Horse/Jockey Name	La Amigo
Final Rank	4
Fastest Section Time (Section)	0:10.40 (800m)
Top Speed [km/h] (Section)	71.1 (800m)
Race State	Finished



Aquis Park Gold Coast QLD Professional

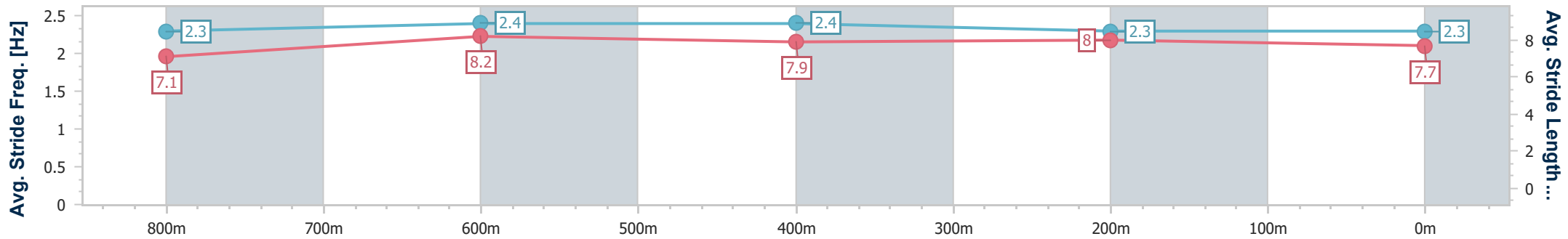
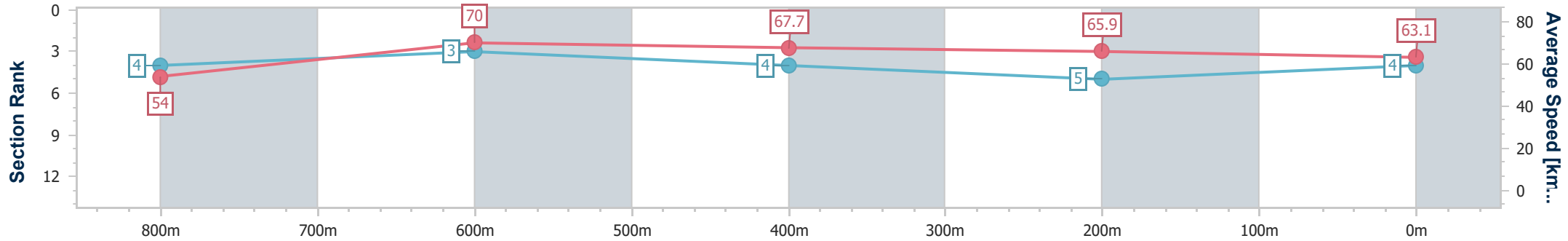
Race 7: RAW METAL OPEN Handicap - 1000m



08 February 2025 - 18:03

Track Rating: Soft 5, Weather: Fine, Rail Position: +5m 900m-  
W/Post; +3m Remainder

Section	Overall	800m	600m	400m	200m
Section Times	0:57.11 [4] (0:13.52)	0:43.59 [4] (0:10.40)	0:33.19 [3] (0:10.80)	0:22.39 [4] (0:10.96)	0:11.43 [5] (0:11.43)
Average Speed [km/h]	54.0	70.0	67.7	65.9	63.1
Top Speed [km/h]	68.7	71.1	69.2	67.9	64.6
Avg. Dist. to Rail [m]	7.3	2.8	3.0	3.4	4.3
Avg. Stride Freq. [Hz]	2.3	2.4	2.4	2.3	2.3
Avg. Stride Length [m]	7.1	8.2	7.9	8.0	7.7



- [ ] Ranking at each section and finish
- .-.- No data available at this section
- NA No data available



Horse/Jockey Name	Kingston's Here
Final Rank	5
Fastest Section Time (Section)	0:10.55 (800m)
Top Speed [km/h] (Section)	70.1 (800m)
Race State	Finished



Aquis Park Gold Coast QLD Professional

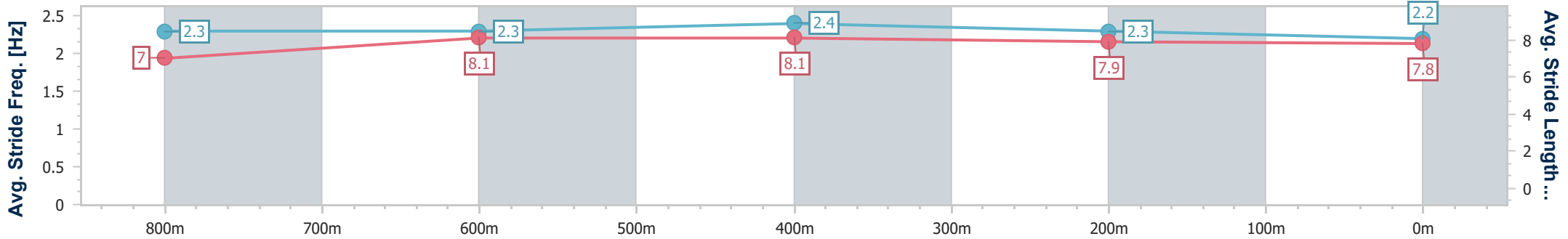
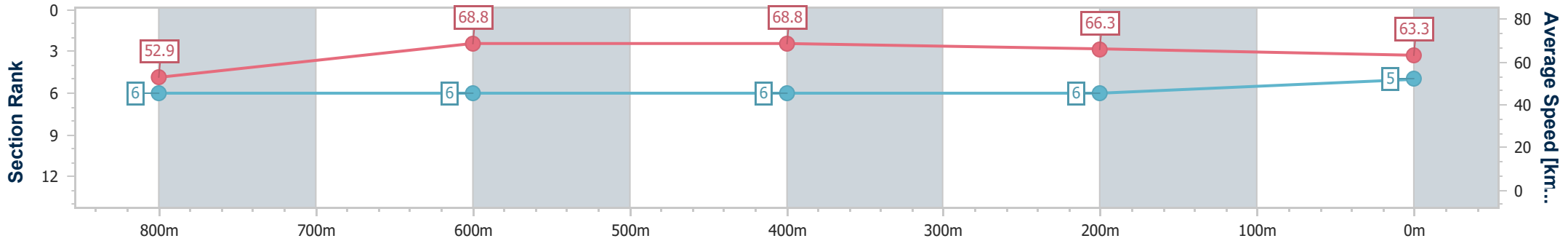
Race 7: RAW METAL OPEN Handicap - 1000m



08 February 2025 - 18:03

Track Rating: Soft 5, Weather: Fine, Rail Position: +5m 900m-  
W/Post; +3m Remainder

Section	Overall	800m	600m	400m	200m
Section Times	0:57.13 [5] (0:13.69)	0:43.44 [6] (0:10.55)	0:32.89 [6] (0:10.60)	0:22.29 [6] (0:10.88)	0:11.41 [6] (0:11.41)
Average Speed [km/h]	52.9	68.8	68.8	66.3	63.3
Top Speed [km/h]	66.7	70.1	69.9	67.7	65.8
Avg. Dist. to Rail [m]	4.5	2.2	2.3	4.4	5.1
Avg. Stride Freq. [Hz]	2.3	2.3	2.4	2.3	2.2
Avg. Stride Length [m]	7.0	8.1	8.1	7.9	7.8



- [ ] Ranking at each section and finish
- .-.- No data available at this section
- NA No data available



Horse/Jockey Name	At Witz End
Final Rank	6
Fastest Section Time (Section)	0:10.56 (800m)
Top Speed [km/h] (Section)	69.6 (800m)
Race State	Finished



Aquis Park Gold Coast QLD Professional

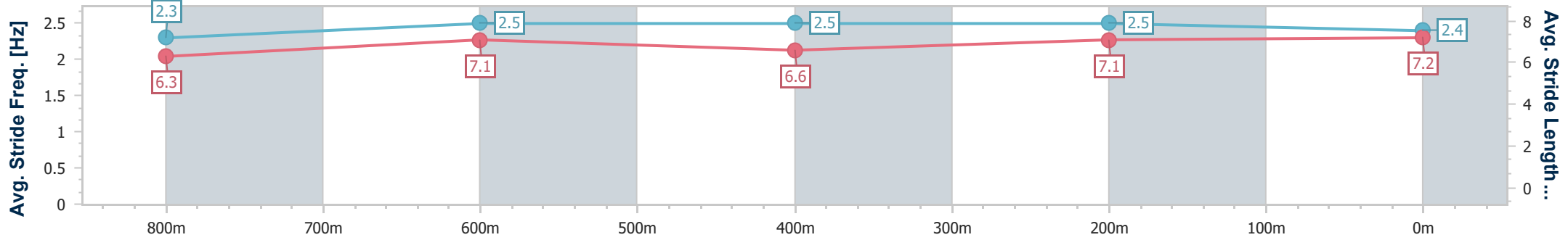
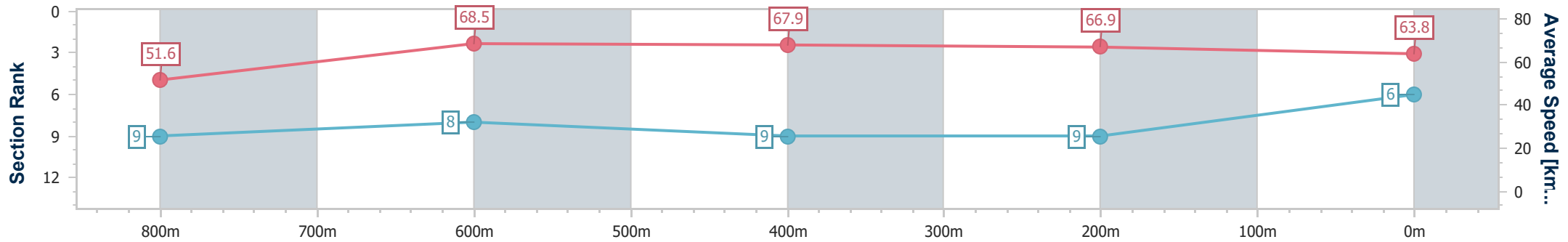
Race 7: RAW METAL OPEN Handicap - 1000m



08 February 2025 - 18:03

Track Rating: Soft 5, Weather: Fine, Rail Position: +5m 900m-  
W/Post; +3m Remainder

Section	Overall	800m	600m	400m	200m
Section Times	0:57.25 [6] (0:14.01)	0:43.24 [9] (0:10.56)	0:32.68 [8] (0:10.59)	0:22.09 [9] (0:10.80)	0:11.29 [9] (0:11.29)
Average Speed [km/h]	51.6	68.5	67.9	66.9	63.8
Top Speed [km/h]	66.5	69.6	68.9	67.4	65.7
Avg. Dist. to Rail [m]	5.1	0.3	0.8	5.1	6.9
Avg. Stride Freq. [Hz]	2.3	2.5	2.5	2.5	2.4
Avg. Stride Length [m]	6.3	7.1	6.6	7.1	7.2



- [ ] Ranking at each section and finish
- .-.- No data available at this section
- NA No data available



Horse/Jockey Name	Outweighed
Final Rank	7
Fastest Section Time (Section)	0:10.54 (800m)
Top Speed [km/h] (Section)	71.3 (800m)
Race State	Finished



### Aquis Park Gold Coast QLD Professional

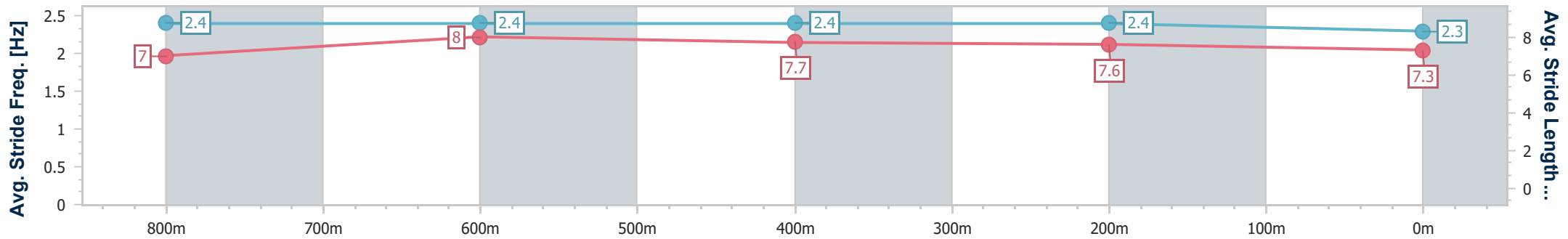
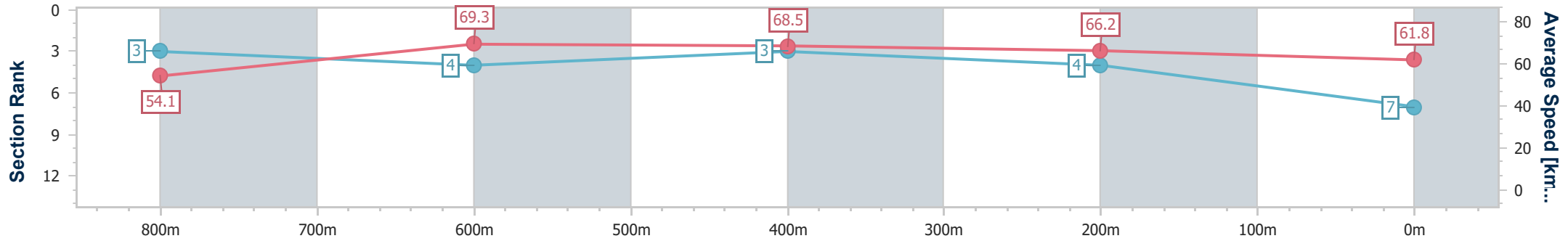
### Race 7: RAW METAL OPEN Handicap - 1000m



08 February 2025 - 18:03

Track Rating: Soft 5, Weather: Fine, Rail Position: +5m 900m-  
W/Post; +3m Remainder

Section	Overall	800m	600m	400m	200m
Section Times	0:57.25 [7] (0:13.43)	0:43.82 [3] (0:10.54)	0:33.28 [4] (0:10.72)	0:22.56 [3] (0:10.94)	0:11.62 [4] (0:11.62)
Average Speed [km/h]	54.1	69.3	68.5	66.2	61.8
Top Speed [km/h]	67.9	71.3	70.0	68.2	65.2
Avg. Dist. to Rail [m]	6.3	3.4	3.9	3.9	3.6
Avg. Stride Freq. [Hz]	2.4	2.4	2.4	2.4	2.3
Avg. Stride Length [m]	7.0	8.0	7.7	7.6	7.3



- [ ] Ranking at each section and finish
- .-.- No data available at this section
- NA No data available



Horse/Jockey Name	King Of Naples
Final Rank	8
Fastest Section Time (Section)	0:10.48 (600m)
Top Speed [km/h] (Section)	70.8 (600m)
Race State	Finished



Aquis Park Gold Coast QLD Professional

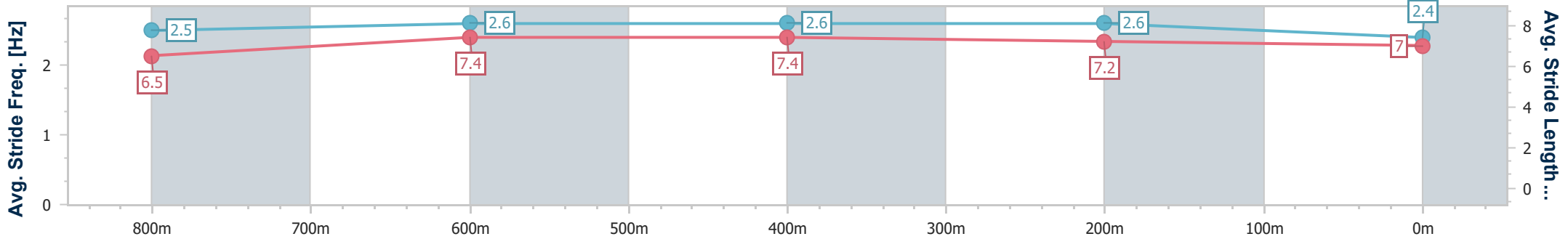
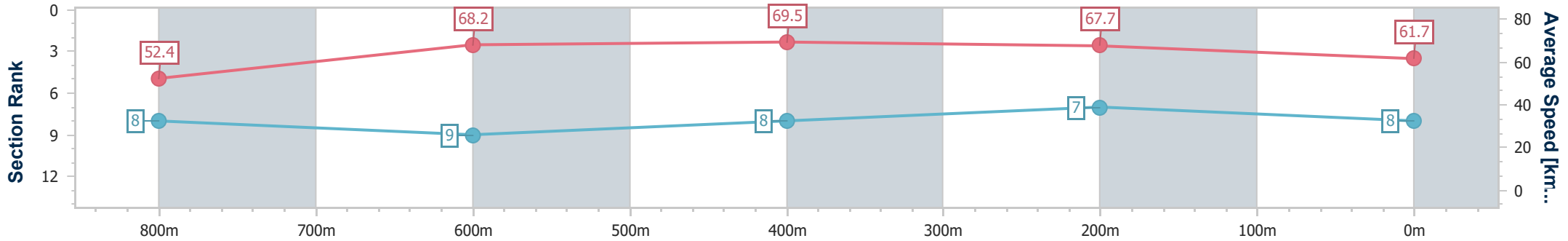
Race 7: RAW METAL OPEN Handicap - 1000m



08 February 2025 - 18:03

Track Rating: Soft 5, Weather: Fine, Rail Position: +5m 900m-  
W/Post; +3m Remainder

Section	Overall	800m	600m	400m	200m
Section Times	0:57.44 [8] (0:13.91)	0:43.53 [8] (0:10.67)	0:32.86 [9] (0:10.48)	0:22.38 [8] (0:10.70)	0:11.68 [7] (0:11.68)
Average Speed [km/h]	52.4	68.2	69.5	67.7	61.7
Top Speed [km/h]	65.1	69.9	70.8	69.2	65.1
Avg. Dist. to Rail [m]	7.4	2.5	2.2	5.7	6.7
Avg. Stride Freq. [Hz]	2.5	2.6	2.6	2.6	2.4
Avg. Stride Length [m]	6.5	7.4	7.4	7.2	7.0



- [ ] Ranking at each section and finish
- .-.- No data available at this section
- NA No data available





Horse/Jockey Name	The Bopper
Final Rank	9
Fastest Section Time (Section)	0:10.55 (800m)
Top Speed [km/h] (Section)	69.7 (800m)
Race State	Finished



Aquis Park Gold Coast QLD Professional

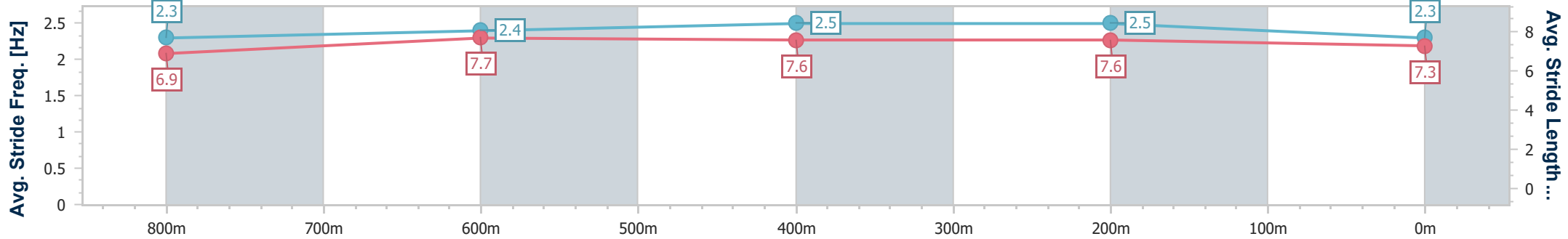
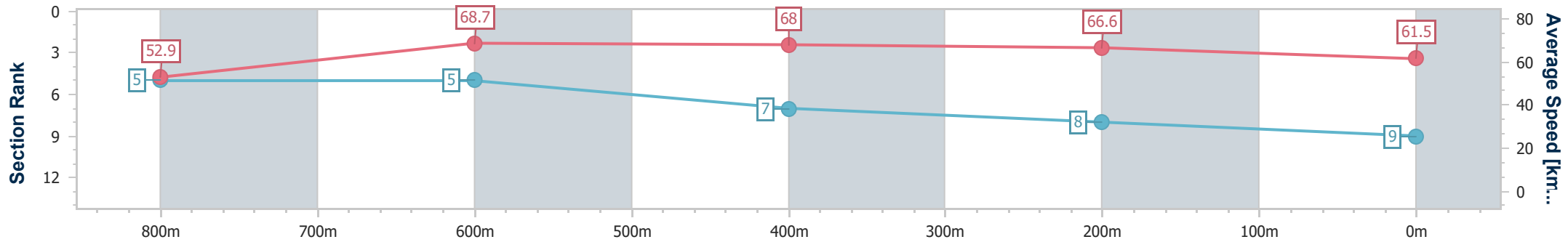
Race 7: RAW METAL OPEN Handicap - 1000m



08 February 2025 - 18:03

Track Rating: Soft 5, Weather: Fine, Rail Position: +5m 900m-  
W/Post; +3m Remainder

Section	Overall	800m	600m	400m	200m
Section Times	0:57.47 [9] (0:13.66)	0:43.81 [5] (0:10.55)	0:33.26 [5] (0:10.72)	0:22.54 [7] (0:10.84)	0:11.70 [8] (0:11.70)
Average Speed [km/h]	52.9	68.7	68.0	66.6	61.5
Top Speed [km/h]	67.2	69.7	69.0	67.8	65.8
Avg. Dist. to Rail [m]	3.7	1.4	2.7	2.2	1.0
Avg. Stride Freq. [Hz]	2.3	2.4	2.5	2.5	2.3
Avg. Stride Length [m]	6.9	7.7	7.6	7.6	7.3



- [ ] Ranking at each section and finish
- .-.- No data available at this section
- NA No data available



**Aquis Park Gold Coast QLD Professional**  
**Race 8: THANK YOU MICHAEL CAHILL BENCHMARK 65 Handicap - 1200m**  
**08 February 2025 - 18:40**



Track Rating: Soft 5, Weather: Fine, Rail Position: +5m 900m-W/Post; +3m Remainder

Section												Last 600m		
Field Times		Overall	1000m	800m	600m	400m	200m						0:34.20	
		1:10.16 (0:13.86)	0:56.30 (0:11.00)	0:45.30 (0:11.10)	0:34.20 (0:11.04)	0:23.16 (0:11.23)	0:11.93 (0:11.93)							
Rank	TAB	Horse/Jockey	Barrier	Top Speed [km/h]	Fastest Section								Margin	Distance Travelled [m]
1	19	<b>SMART RECOGNITION</b> Anthony Allen	5	67.0	0:11.02	1:10.16 [1] (0:13.89)	0:56.27 [2] (0:11.02)	0:45.25 [2] (0:11.06)	0:34.19 [2] (0:11.03)	0:23.16 [1] (0:11.23)	0:11.93 [1] (0:11.93)	1:10.16	0:34.19	
2	5	<b>PUNGO</b> Jace McMurray	4	66.2	0:11.04	1:10.37 [2] (0:13.92)	0:56.45 [3] (0:11.12)	0:45.33 [3] (0:11.10)	0:34.23 [3] (0:11.04)	0:23.19 [3] (0:11.13)	0:12.06 [2] (0:12.06)	1L	0:34.23	+0
3	18	<b>BORN FEARLESS</b> Jaden Lloyd	1	66.7	0:11.00	1:10.41 [3] (0:14.23)	0:56.18 [6] (0:11.34)	0:44.84 [8] (0:11.15)	0:33.69 [8] (0:11.00)	0:22.69 [6] (0:11.03)	0:11.66 [5] (0:11.66)	1.2L	0:33.69	+5
4	2	<b>ELECTED</b> Justin Stanley	7	66.7	0:11.00	1:10.73 [4] (0:13.86)	0:56.87 [1] (0:11.00)	0:45.87 [1] (0:11.10)	0:34.77 [1] (0:11.21)	0:23.56 [2] (0:11.34)	0:12.22 [3] (0:12.22)	3L	0:34.77	+5
5	7	<b>DEMON DELIVERA</b> Micheal Hellyer	9	66.8	0:11.09	1:10.79 [5] (0:14.49)	0:56.30 [9] (0:11.15)	0:45.15 [10] (0:11.24)	0:33.91 [9] (0:11.09)	0:22.82 [8] (0:11.20)	0:11.62 [8] (0:11.62)	3.2L	0:33.91	+4
6	6	<b>THE WOLF</b> Michael Cahill	3	66.8	0:11.15	1:10.82 [6] (0:14.09)	0:56.73 [5] (0:11.15)	0:45.58 [5] (0:11.17)	0:34.41 [5] (0:11.19)	0:23.22 [5] (0:11.25)	0:11.97 [6] (0:11.97)	3.4L	0:34.41	+6
7	4	<b>MIO SORRENTO</b> Heidi Gillie	11	66.6	0:11.13	1:10.88 [7] (0:14.50)	0:56.38 [10] (0:11.14)	0:45.24 [9] (0:11.28)	0:33.96 [10] (0:11.22)	0:22.74 [11] (0:11.13)	0:11.61 [9] (0:11.61)	3.6L	0:33.96	+8
8	15	<b>CAXTON LASS</b> Jai Williams	6	66.9	0:11.01	1:10.91 [8] (0:14.05)	0:56.86 [4] (0:11.01)	0:45.85 [4] (0:11.14)	0:34.71 [4] (0:11.14)	0:23.57 [4] (0:11.39)	0:12.18 [4] (0:12.18)	3.8L	0:34.71	+6
9	1	<b>GENETIC FREAK</b> Corey Sutherland	14	66.1	0:10.98	1:11.00 [9] (0:14.70)	0:56.30 [12] (0:11.26)	0:45.04 [13] (0:10.98)	0:34.06 [11] (0:11.09)	0:22.97 [10] (0:11.25)	0:11.72 [10] (0:11.72)	4.3L	0:34.06	+9
10	16	<b>PARIS AFFAIR</b> Sean Cormack	2	67.6	0:11.05	1:11.12 [10] (0:14.24)	0:56.88 [7] (0:11.05)	0:45.83 [6] (0:11.21)	0:34.62 [6] (0:11.22)	0:23.40 [7] (0:11.44)	0:11.96 [7] (0:11.96)	4.8L	0:34.62	+10

Scratched: Chilliwack (#9), Spill The Secret (#3), Rose Of Shiraz (#13), Cattrall (#14), The Player (#17), Resurrected (#20), Shore To Happen (#21), Heyoka (#8)

[ ] Ranking at each section and finish  
 -:-:- No data available at this section  
 NA No data available  
 SCN Saddle cloth number  
 DNF Did not finish  
 DNT Did not track



# Aquis Park Gold Coast QLD Professional

## Race 8: THANK YOU MICHAEL CAHILL BENCHMARK 65 Handicap - 1200m

08 February 2025 - 18:40



Track Rating: Soft 5, Weather: Fine, Rail Position: +5m 900m-W/Post; +3m Remainder

Section	Overall	1000m	800m	600m	400m	200m	Last 600m
Field Times	1:10.16 (0:13.86)	0:56.30 (0:11.00)	0:45.30 (0:11.10)	0:34.20 (0:11.04)	0:23.16 (0:11.23)	0:11.93 (0:11.93)	0:34.20

Rank	TAB	Horse/Jockey	Barrier	Top Speed [km/h]	Fastest Section	Overall	1000m	800m	600m	400m	200m	Margin	Last 600m	Distance Travelled [m]
11	10	<b>PALANTUS</b> Ryan Wiggins	12	66.1 1000m	0:11.15 600m	1:11.31 [11] (0:14.52)	0:56.79 [11] (0:11.37)	0:45.42 [11] (0:11.21)	0:34.21 [12] (0:11.15)	0:23.06 [12] (0:11.24)	0:11.82 [12] (0:11.82)	5.8L	0:34.21	+6
12	12	<b>ARANUI LASS</b> Dylan Turner	8	66.6 Overall	0:11.15 1000m	1:11.80 [12] (0:14.27)	0:57.53 [8] (0:11.15)	0:46.38 [7] (0:11.18)	0:35.20 [7] (0:11.42)	0:23.78 [9] (0:11.44)	0:12.34 [11] (0:12.34)	8.6L	0:35.20	+10
13	11	<b>ROYAL HARD HAT</b> Danny Peisley	13	65.8 800m	0:11.17 800m	1:12.31 [13] (0:14.75)	0:57.56 [13] (0:11.18)	0:46.38 [12] (0:11.17)	0:35.21 [13] (0:11.27)	0:23.94 [13] (0:11.76)	0:12.18 [13] (0:12.18)	11.6L	0:35.21	+1

Scratched: Chilliwack (#9), Spill The Secret (#3), Rose Of Shiraz (#13), Cattrall (#14), The Player (#17), Resurrected (#20), Shore To Happen (#21), Heyoka (#8)



Horse/Jockey Name	Smart Recognition
Final Rank	1
Fastest Section Time (Section)	0:11.02 (1000m)
Top Speed [km/h] (Section)	67.0 (Overall)
Race State	Finished



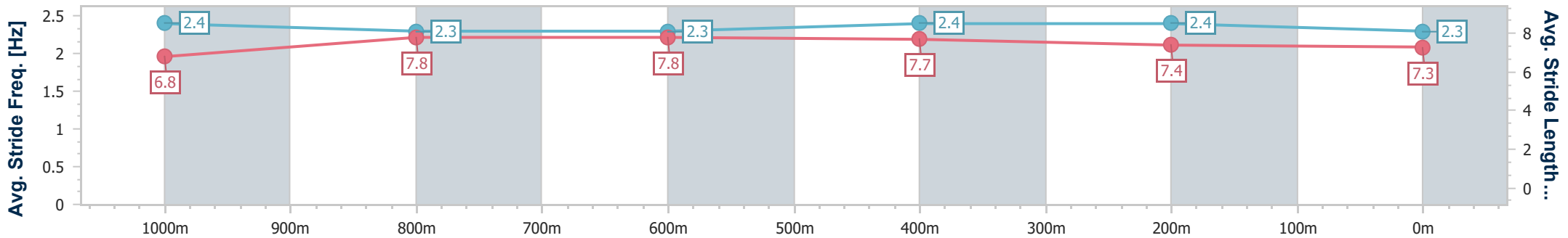
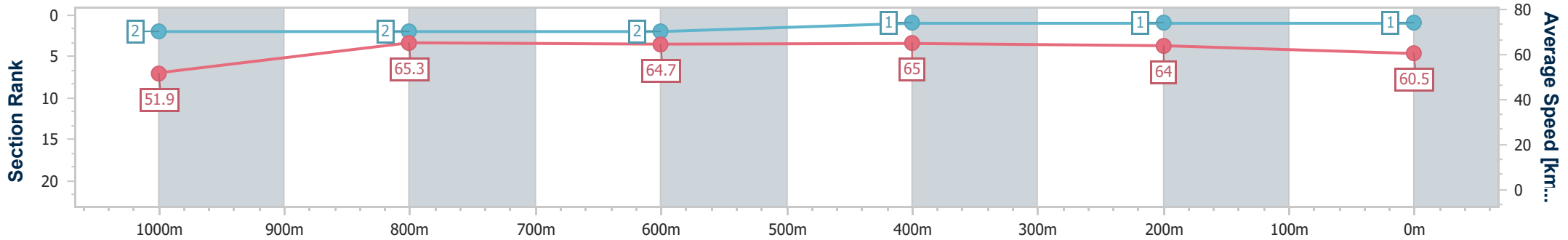
**Aquis Park Gold Coast QLD Professional**  
**Race 8: THANK YOU MICHAEL CAHILL BENCHMARK 65**  
**Handicap - 1200m**



08 February 2025 - 18:40

Track Rating: Soft 5, Weather: Fine, Rail Position: +5m 900m-  
W/Post; +3m Remainder

Section	Overall	1000m	800m	600m	400m	200m
Section Times	1:10.16 [1] (0:13.89)	0:56.27 [2] (0:11.02)	0:45.25 [2] (0:11.06)	0:34.19 [2] (0:11.03)	0:23.16 [1] (0:11.23)	0:11.93 [1] (0:11.93)
Average Speed [km/h]	51.9	65.3	64.7	65.0	64.0	60.5
Top Speed [km/h]	67.0	66.8	65.8	66.0	64.9	63.1
Avg. Dist. to Rail [m]	2.4	0.9	1.0	1.1	0.3	0.4
Avg. Stride Freq. [Hz]	2.4	2.3	2.3	2.4	2.4	2.3
Avg. Stride Length [m]	6.8	7.8	7.8	7.7	7.4	7.3



- [ ] Ranking at each section and finish
- .-.- No data available at this section
- NA No data available



Horse/Jockey Name	Pungo
Final Rank	2
Fastest Section Time (Section)	0:11.04 (600m)
Top Speed [km/h] (Section)	66.2 (Overall)
Race State	Finished



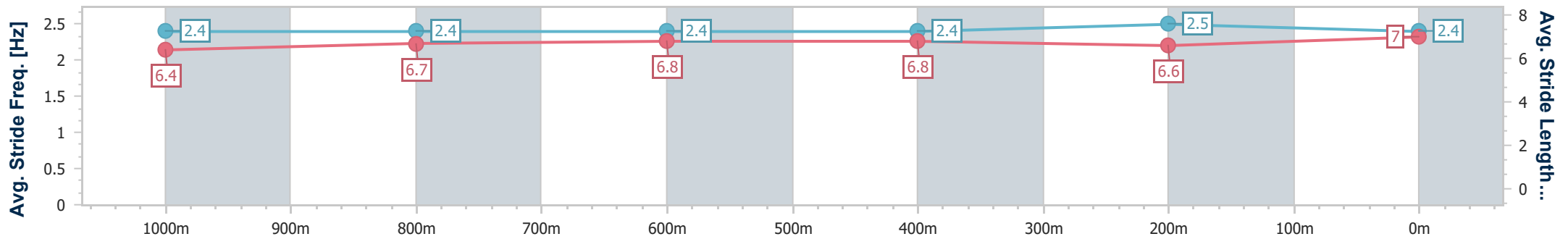
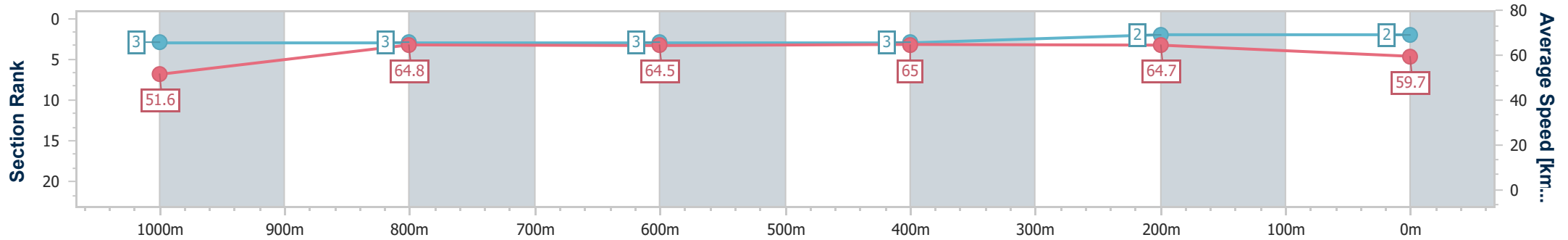
**Aquis Park Gold Coast QLD Professional**  
**Race 8: THANK YOU MICHAEL CAHILL BENCHMARK 65**  
**Handicap - 1200m**



08 February 2025 - 18:40

Track Rating: Soft 5, Weather: Fine, Rail Position: +5m 900m-  
W/Post; +3m Remainder

Section	Overall	1000m	800m	600m	400m	200m									
Section Times	1:10.37 [2] (0:13.92)	0:56.45 [3] (0:11.12)	0:45.33 [3] (0:11.10)	0:34.23 [3] (0:11.04)	0:23.19 [3] (0:11.13)	0:12.06 [2] (0:12.06)									
Average Speed [km/h]	51.6	64.8	64.5	65.0	64.7	59.7									
Top Speed [km/h]	66.2	65.8	65.1	65.8	65.6	63.0									
Avg. Dist. to Rail [m]	2.0	1.0	0.9	1.0	2.0	4.8									
Avg. Stride Freq. [Hz]	2.4	2.4	2.4	2.4	2.5	2.4									
Avg. Stride Length [m]	6.4	6.7	6.8	6.8	6.6	7.0									



- [ ] Ranking at each section and finish
- .-.- No data available at this section
- NA No data available



Horse/Jockey Name	Born Fearless
Final Rank	3
Fastest Section Time (Section)	0:11.00 (600m)
Top Speed [km/h] (Section)	66.7 (400m)
Race State	Finished



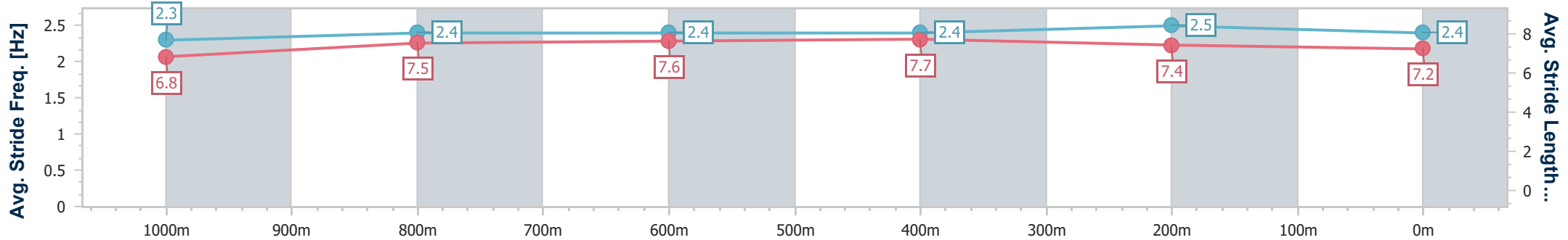
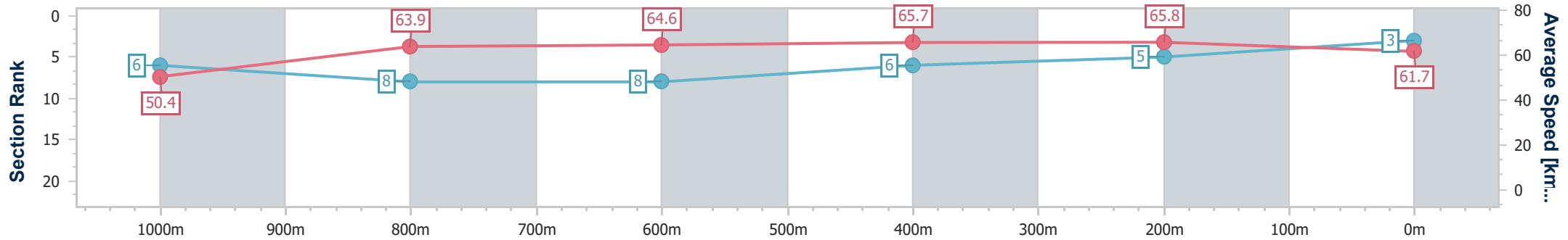
**Aquis Park Gold Coast QLD Professional**  
**Race 8: THANK YOU MICHAEL CAHILL BENCHMARK 65**  
**Handicap - 1200m**



08 February 2025 - 18:40

Track Rating: Soft 5, Weather: Fine, Rail Position: +5m 900m-  
 W/Post; +3m Remainder

Section	Overall	1000m	800m	600m	400m	200m
Section Times	1:10.41 [3] (0:14.23)	0:56.18 [6] (0:11.34)	0:44.84 [8] (0:11.15)	0:33.69 [8] (0:11.00)	0:22.69 [6] (0:11.03)	0:11.66 [5] (0:11.66)
Average Speed [km/h]	50.4	63.9	64.6	65.7	65.8	61.7
Top Speed [km/h]	65.4	65.9	65.5	66.5	66.7	64.2
Avg. Dist. to Rail [m]	0.6	1.4	0.5	1.2	6.1	6.5
Avg. Stride Freq. [Hz]	2.3	2.4	2.4	2.4	2.5	2.4
Avg. Stride Length [m]	6.8	7.5	7.6	7.7	7.4	7.2



- [ ] Ranking at each section and finish
- .-.- No data available at this section
- NA No data available



Horse/Jockey Name	Elected
Final Rank	4
Fastest Section Time (Section)	0:11.00 (1000m)
Top Speed [km/h] (Section)	66.7 (1000m)
Race State	Finished



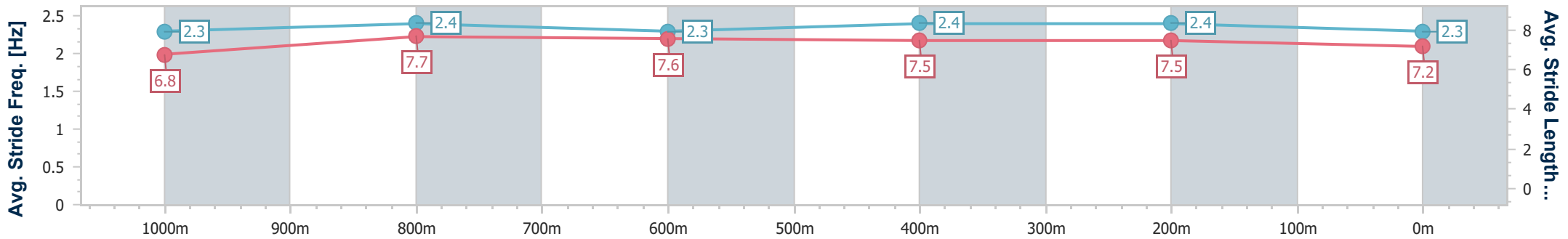
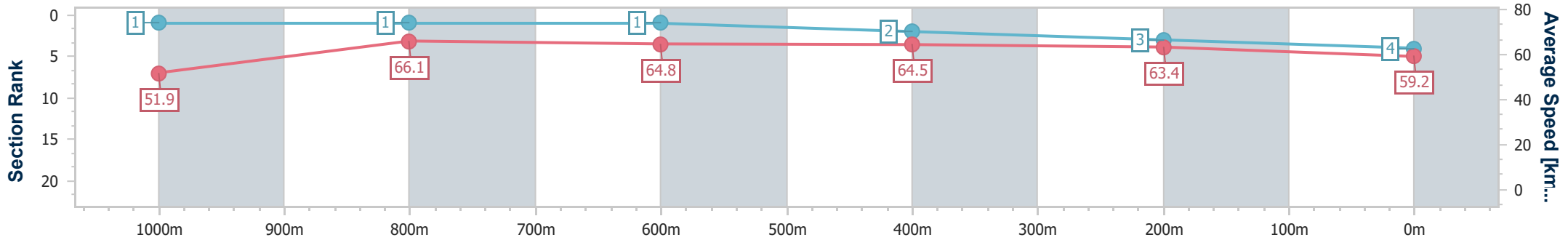
**Aquis Park Gold Coast QLD Professional**  
**Race 8: THANK YOU MICHAEL CAHILL BENCHMARK 65**  
**Handicap - 1200m**



08 February 2025 - 18:40

Track Rating: Soft 5, Weather: Fine, Rail Position: +5m 900m-  
W/Post; +3m Remainder

Section	Overall	1000m	800m	600m	400m	200m
Section Times	1:10.73 [4] (0:13.86)	0:56.87 [1] (0:11.00)	0:45.87 [1] (0:11.10)	0:34.77 [1] (0:11.21)	0:23.56 [2] (0:11.34)	0:12.22 [3] (0:12.22)
Average Speed [km/h]	51.9	66.1	64.8	64.5	63.4	59.2
Top Speed [km/h]	66.0	66.7	65.7	66.4	64.8	61.1
Avg. Dist. to Rail [m]	4.6	1.7	0.6	0.6	1.7	1.7
Avg. Stride Freq. [Hz]	2.3	2.4	2.3	2.4	2.4	2.3
Avg. Stride Length [m]	6.8	7.7	7.6	7.5	7.5	7.2



- [ ] Ranking at each section and finish
- .-.- No data available at this section
- NA No data available



Horse/Jockey Name	Demon Delivera
Final Rank	5
Fastest Section Time (Section)	0:11.09 (600m)
Top Speed [km/h] (Section)	66.8 (Overall)
Race State	Finished



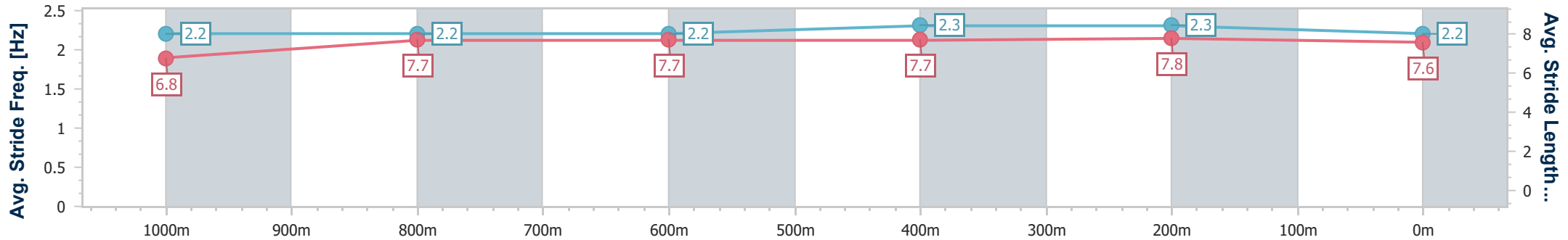
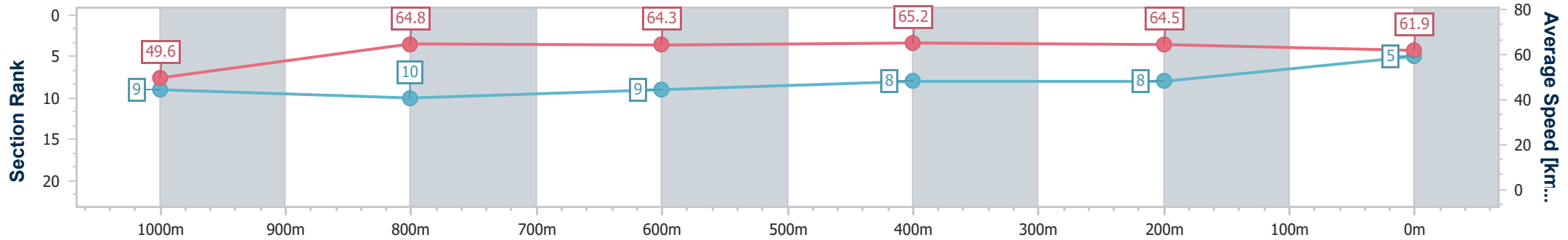
Aquis Park Gold Coast QLD Professional  
Race 8: THANK YOU MICHAEL CAHILL BENCHMARK 65  
Handicap - 1200m



08 February 2025 - 18:40

Track Rating: Soft 5, Weather: Fine, Rail Position: +5m 900m-  
W/Post; +3m Remainder

Section	Overall	1000m	800m	600m	400m	200m
Section Times	1:10.79 [5] (0:14.49)	0:56.30 [9] (0:11.15)	0:45.15 [10] (0:11.24)	0:33.91 [9] (0:11.09)	0:22.82 [8] (0:11.20)	0:11.62 [8] (0:11.62)
Average Speed [km/h]	49.6	64.8	64.3	65.2	64.5	61.9
Top Speed [km/h]	66.8	66.4	65.4	66.2	65.1	63.4
Avg. Dist. to Rail [m]	5.2	1.2	0.9	0.6	1.6	0.8
Avg. Stride Freq. [Hz]	2.2	2.2	2.2	2.3	2.3	2.2
Avg. Stride Length [m]	6.8	7.7	7.7	7.7	7.8	7.6



- [ ] Ranking at each section and finish
- .-.- No data available at this section
- NA No data available





Horse/Jockey Name	The Wolf
Final Rank	6
Fastest Section Time (Section)	0:11.15 (1000m)
Top Speed [km/h] (Section)	66.8 (800m)
Race State	Finished

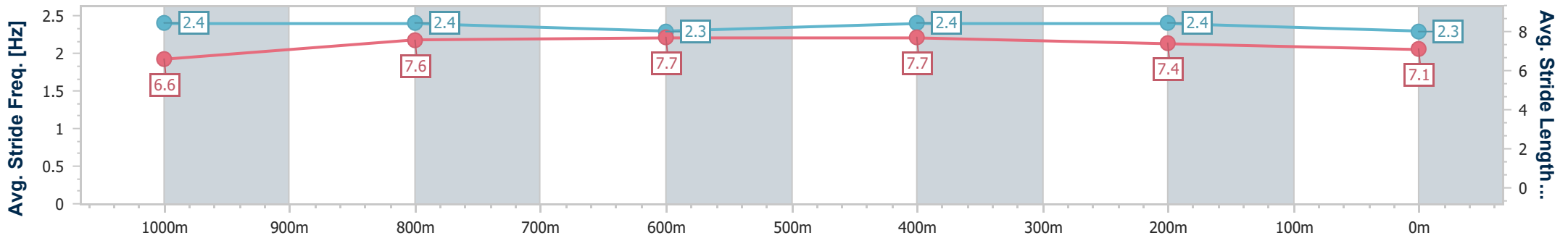
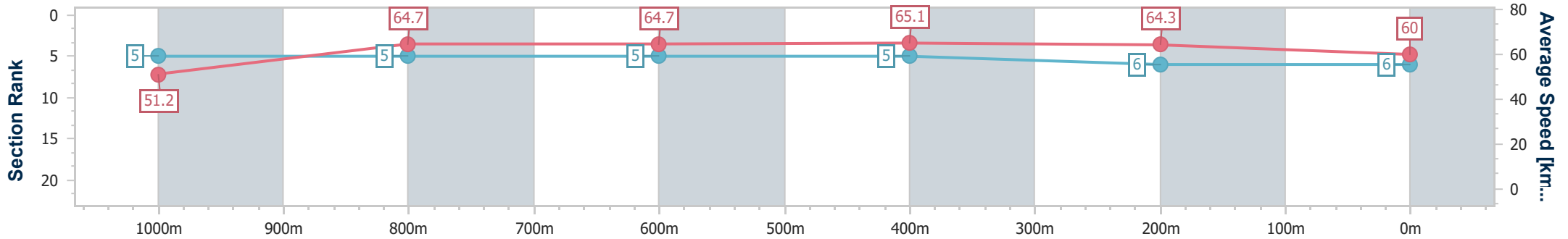


**Aquis Park Gold Coast QLD Professional**  
**Race 8: THANK YOU MICHAEL CAHILL BENCHMARK 65**  
**Handicap - 1200m**



08 February 2025 - 18:40  
 Track Rating: Soft 5, Weather: Fine, Rail Position: +5m 900m-  
 W/Post; +3m Remainder

Section	Overall	1000m	800m	600m	400m	200m
Section Times	1:10.82 [6] (0:14.09)	0:56.73 [5] (0:11.15)	0:45.58 [5] (0:11.17)	0:34.41 [5] (0:11.19)	0:23.22 [5] (0:11.25)	0:11.97 [6] (0:11.97)
Average Speed [km/h]	51.2	64.7	64.7	65.1	64.3	60.0
Top Speed [km/h]	65.7	66.5	66.8	66.1	65.9	63.2
Avg. Dist. to Rail [m]	0.8	1.6	1.3	1.8	5.4	6.4
Avg. Stride Freq. [Hz]	2.4	2.4	2.3	2.4	2.4	2.3
Avg. Stride Length [m]	6.6	7.6	7.7	7.7	7.4	7.1



- [ ] Ranking at each section and finish
- .-.- No data available at this section
- NA No data available



Horse/Jockey Name	Mio Sorrento
Final Rank	7
Fastest Section Time (Section)	0:11.13 (400m)
Top Speed [km/h] (Section)	66.6 (1000m)
Race State	Finished



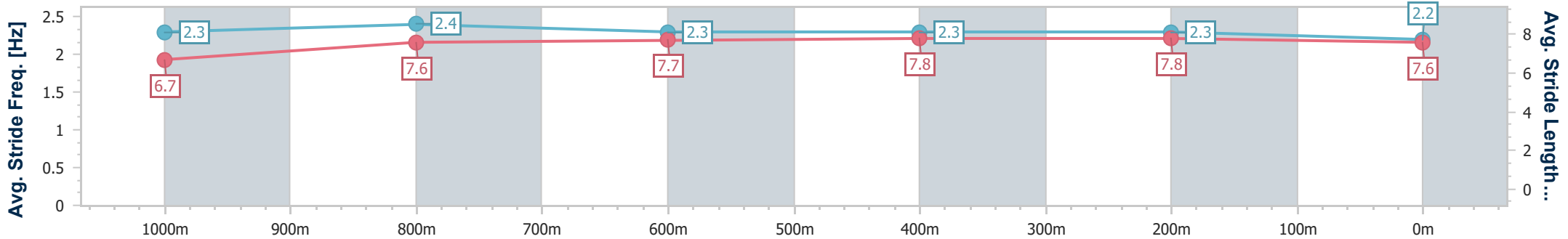
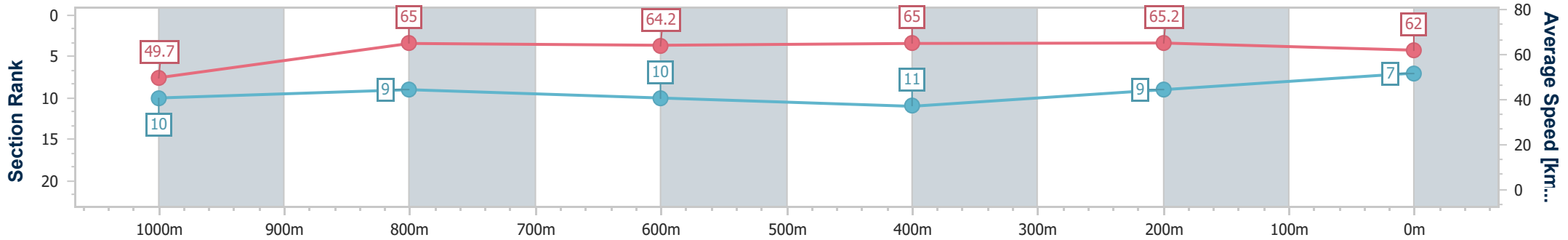
Aquis Park Gold Coast QLD Professional  
 Race 8: THANK YOU MICHAEL CAHILL BENCHMARK 65  
 Handicap - 1200m



08 February 2025 - 18:40

Track Rating: Soft 5, Weather: Fine, Rail Position: +5m 900m-  
 W/Post; +3m Remainder

Section	Overall	1000m	800m	600m	400m	200m
Section Times	1:10.88 [7] (0:14.50)	0:56.38 [10] (0:11.14)	0:45.24 [9] (0:11.28)	0:33.96 [10] (0:11.22)	0:22.74 [11] (0:11.13)	0:11.61 [9] (0:11.61)
Average Speed [km/h]	49.7	65.0	64.2	65.0	65.2	62.0
Top Speed [km/h]	64.8	66.6	65.9	65.8	65.5	64.1
Avg. Dist. to Rail [m]	5.7	1.4	1.7	2.3	3.5	1.8
Avg. Stride Freq. [Hz]	2.3	2.4	2.3	2.3	2.3	2.2
Avg. Stride Length [m]	6.7	7.6	7.7	7.8	7.8	7.6



- [ ] Ranking at each section and finish
- .-.- No data available at this section
- NA No data available



Horse/Jockey Name	Caxton Lass
Final Rank	8
Fastest Section Time (Section)	0:11.01 (1000m)
Top Speed [km/h] (Section)	66.9 (1000m)
Race State	Finished



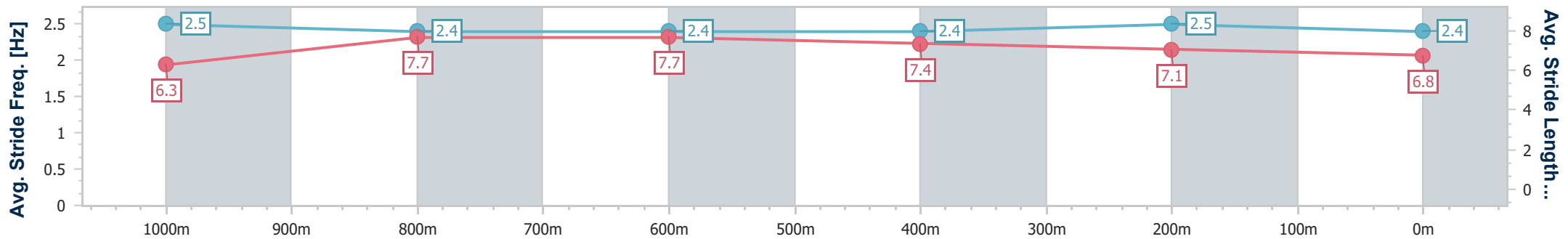
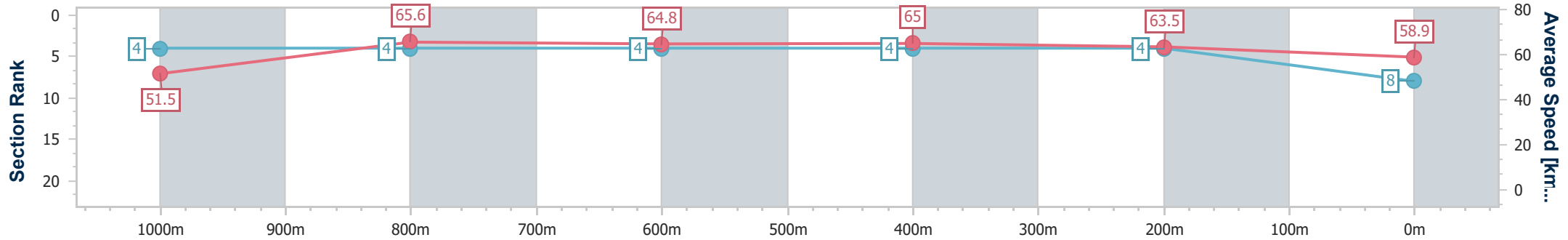
**Aquis Park Gold Coast QLD Professional**  
**Race 8: THANK YOU MICHAEL CAHILL BENCHMARK 65**  
**Handicap - 1200m**



08 February 2025 - 18:40

Track Rating: Soft 5, Weather: Fine, Rail Position: +5m 900m-  
W/Post; +3m Remainder

Section	Overall	1000m	800m	600m	400m	200m								
Section Times	1:10.91 [8] (0:14.05)	0:56.86 [4] (0:11.01)	0:45.85 [4] (0:11.14)	0:34.71 [4] (0:11.14)	0:23.57 [4] (0:11.39)	0:12.18 [4] (0:12.18)								
Average Speed [km/h]	51.5	65.6	64.8	65.0	63.5	58.9								
Top Speed [km/h]	66.2	66.9	65.3	65.8	64.5	61.1								
Avg. Dist. to Rail [m]	3.8	1.3	1.0	0.9	3.6	3.9								
Avg. Stride Freq. [Hz]	2.5	2.4	2.4	2.4	2.5	2.4								
Avg. Stride Length [m]	6.3	7.7	7.7	7.4	7.1	6.8								



- [ ] Ranking at each section and finish
- .-.- No data available at this section
- NA No data available



Horse/Jockey Name	Genetic Freak
Final Rank	9
Fastest Section Time (Section)	0:10.98 (800m)
Top Speed [km/h] (Section)	66.1 (800m)
Race State	Finished



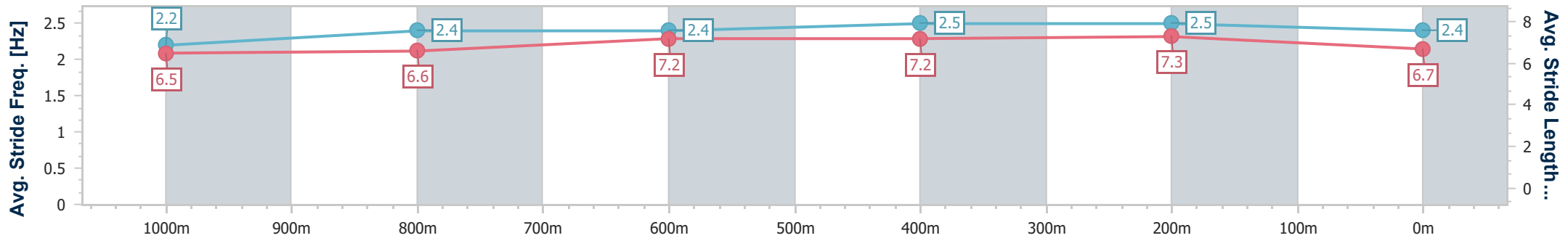
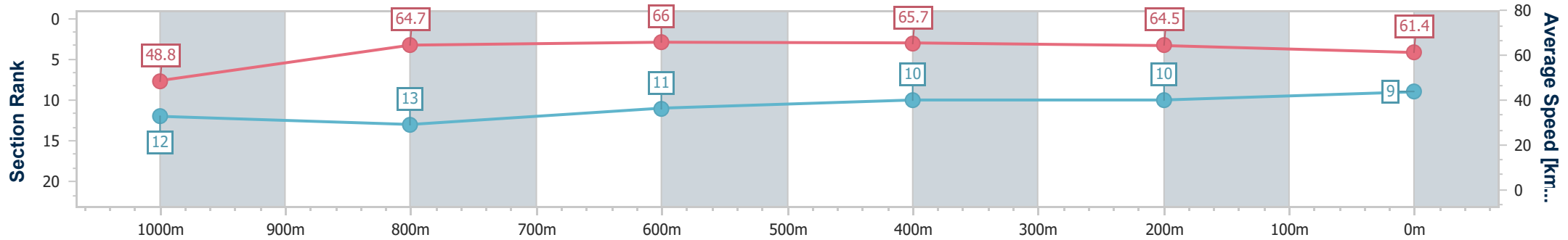
Aquis Park Gold Coast QLD Professional  
 Race 8: THANK YOU MICHAEL CAHILL BENCHMARK 65  
 Handicap - 1200m



08 February 2025 - 18:40

Track Rating: Soft 5, Weather: Fine, Rail Position: +5m 900m-  
 W/Post; +3m Remainder

Section	Overall	1000m	800m	600m	400m	200m
Section Times	1:11.00 [9] (0:14.70)	0:56.30 [12] (0:11.26)	0:45.04 [13] (0:10.98)	0:34.06 [11] (0:11.09)	0:22.97 [10] (0:11.25)	0:11.72 [10] (0:11.72)
Average Speed [km/h]	48.8	64.7	66.0	65.7	64.5	61.4
Top Speed [km/h]	63.1	65.4	66.1	65.9	65.5	63.4
Avg. Dist. to Rail [m]	9.3	2.1	2.2	2.2	9.6	13.9
Avg. Stride Freq. [Hz]	2.2	2.4	2.4	2.5	2.5	2.4
Avg. Stride Length [m]	6.5	6.6	7.2	7.2	7.3	6.7



- [ ] Ranking at each section and finish
- .-.- No data available at this section
- NA No data available



Horse/Jockey Name	Paris Affair
Final Rank	10
Fastest Section Time (Section)	0:11.05 (1000m)
Top Speed [km/h] (Section)	67.6 (1000m)
Race State	Finished



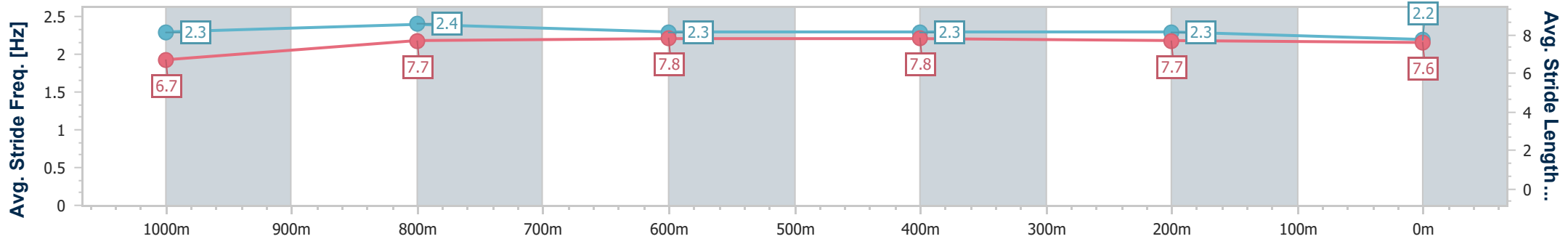
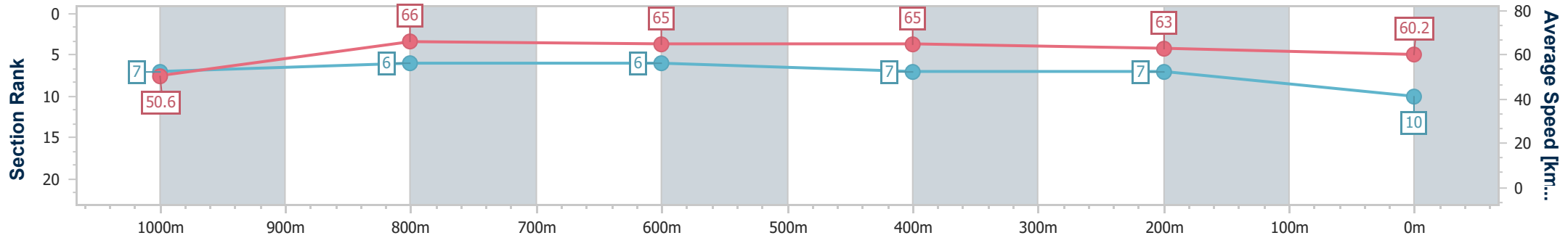
Aquis Park Gold Coast QLD Professional  
Race 8: THANK YOU MICHAEL CAHILL BENCHMARK 65  
Handicap - 1200m



08 February 2025 - 18:40

Track Rating: Soft 5, Weather: Fine, Rail Position: +5m 900m-  
W/Post; +3m Remainder

Section	Overall	1000m	800m	600m	400m	200m
Section Times	1:11.12 [10] (0:14.24)	0:56.88 [7] (0:11.05)	0:45.83 [6] (0:11.21)	0:34.62 [6] (0:11.22)	0:23.40 [7] (0:11.44)	0:11.96 [7] (0:11.96)
Average Speed [km/h]	50.6	66.0	65.0	65.0	63.0	60.2
Top Speed [km/h]	66.7	67.6	66.2	65.8	64.0	62.2
Avg. Dist. to Rail [m]	1.9	2.6	3.2	2.0	5.1	4.2
Avg. Stride Freq. [Hz]	2.3	2.4	2.3	2.3	2.3	2.2
Avg. Stride Length [m]	6.7	7.7	7.8	7.8	7.7	7.6



- [ ] Ranking at each section and finish
- .-.- No data available at this section
- NA No data available



Horse/Jockey Name	Palantus
Final Rank	11
Fastest Section Time (Section)	0:11.15 (600m)
Top Speed [km/h] (Section)	66.1 (1000m)
Race State	Finished



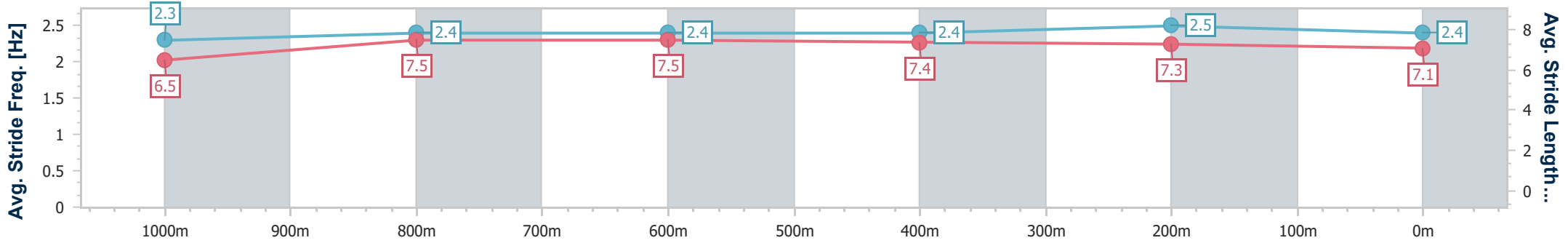
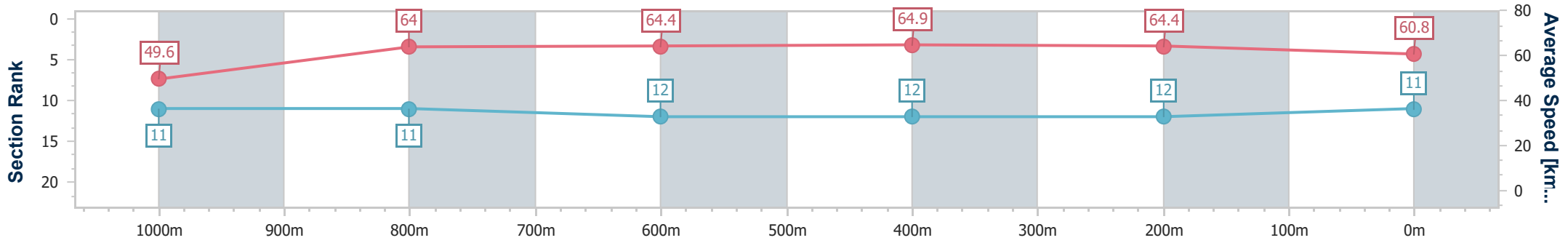
Aquis Park Gold Coast QLD Professional  
Race 8: THANK YOU MICHAEL CAHILL BENCHMARK 65  
Handicap - 1200m



08 February 2025 - 18:40

Track Rating: Soft 5, Weather: Fine, Rail Position: +5m 900m-  
W/Post; +3m Remainder

Section	Overall	1000m	800m	600m	400m	200m								
Section Times	1:11.31 [11] (0:14.52)	0:56.79 [11] (0:11.37)	0:45.42 [11] (0:11.21)	0:34.21 [12] (0:11.15)	0:23.06 [12] (0:11.24)	0:11.82 [12] (0:11.82)								
Average Speed [km/h]	49.6	64.0	64.4	64.9	64.4	60.8								
Top Speed [km/h]	63.6	66.1	66.1	65.9	65.3	63.2								
Avg. Dist. to Rail [m]	7.4	2.0	0.7	1.3	3.0	3.3								
Avg. Stride Freq. [Hz]	2.3	2.4	2.4	2.4	2.5	2.4								
Avg. Stride Length [m]	6.5	7.5	7.5	7.4	7.3	7.1								



- [ ] Ranking at each section and finish
- .-.- No data available at this section
- NA No data available



Horse/Jockey Name	Aranui Lass
Final Rank	12
Fastest Section Time (Section)	0:11.15 (1000m)
Top Speed [km/h] (Section)	66.6 (Overall)
Race State	Finished



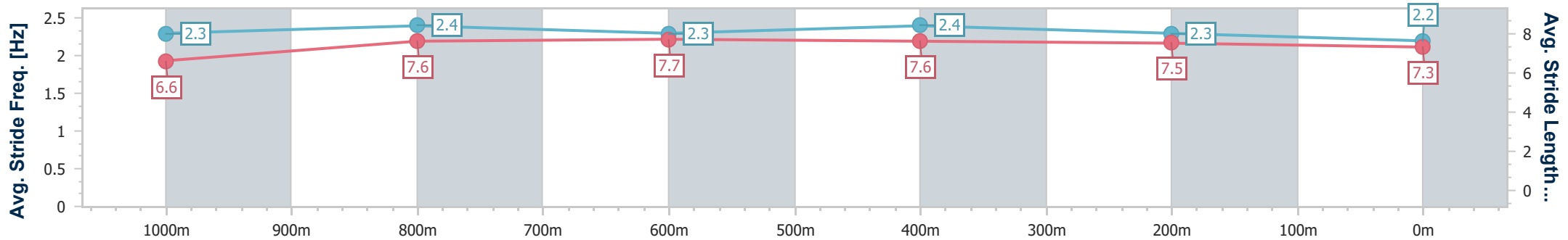
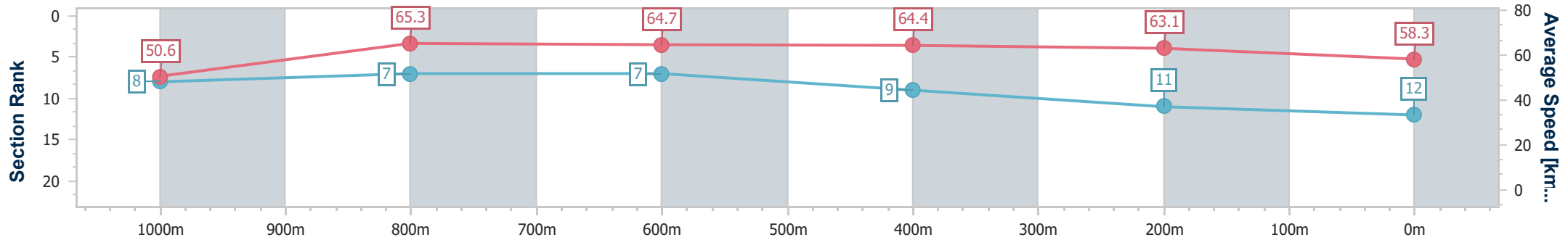
**Aquis Park Gold Coast QLD Professional**  
**Race 8: THANK YOU MICHAEL CAHILL BENCHMARK 65**  
**Handicap - 1200m**



08 February 2025 - 18:40

Track Rating: Soft 5, Weather: Fine, Rail Position: +5m 900m-  
W/Post; +3m Remainder

Section	Overall	1000m	800m	600m	400m	200m
Section Times	1:11.80 [12] (0:14.27)	0:57.53 [8] (0:11.15)	0:46.38 [7] (0:11.18)	0:35.20 [7] (0:11.42)	0:23.78 [9] (0:11.44)	0:12.34 [11] (0:12.34)
Average Speed [km/h]	50.6	65.3	64.7	64.4	63.1	58.3
Top Speed [km/h]	66.6	66.4	65.9	65.6	65.0	61.4
Avg. Dist. to Rail [m]	3.5	2.2	1.8	3.2	5.4	5.4
Avg. Stride Freq. [Hz]	2.3	2.4	2.3	2.4	2.3	2.2
Avg. Stride Length [m]	6.6	7.6	7.7	7.6	7.5	7.3



- [ ] Ranking at each section and finish
- .-.- No data available at this section
- NA No data available



Horse/Jockey Name	Royal Hard Hat
Final Rank	13
Fastest Section Time (Section)	0:11.17 (800m)
Top Speed [km/h] (Section)	65.8 (800m)
Race State	Finished

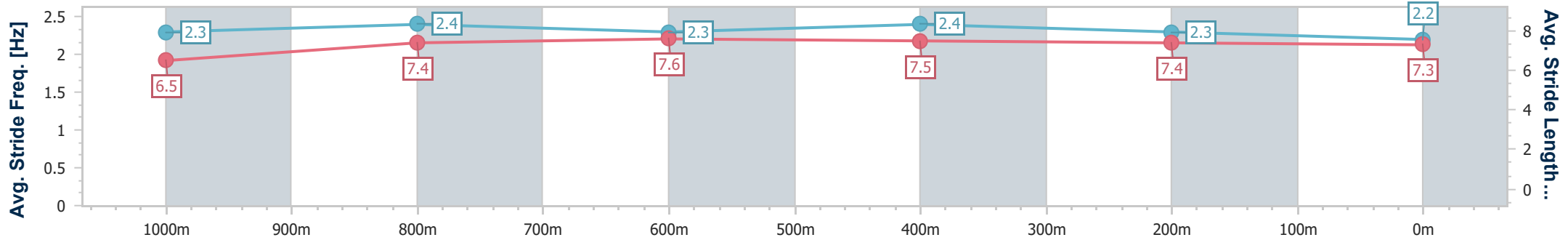
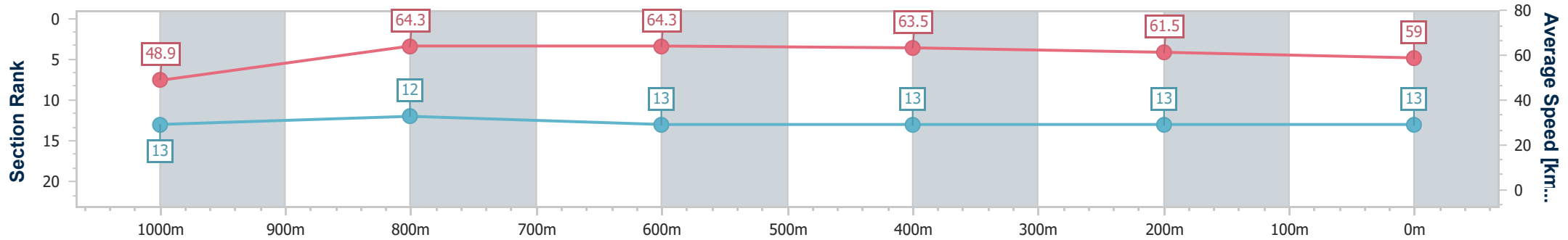


Aquis Park Gold Coast QLD Professional  
 Race 8: THANK YOU MICHAEL CAHILL BENCHMARK 65  
 Handicap - 1200m



08 February 2025 - 18:40  
 Track Rating: Soft 5, Weather: Fine, Rail Position: +5m 900m-  
 W/Post; +3m Remainder

Section	Overall	1000m	800m	600m	400m	200m							
Section Times	1:12.31 [13] (0:14.75)	0:57.56 [13] (0:11.18)	0:46.38 [12] (0:11.17)	0:35.21 [13] (0:11.27)	0:23.94 [13] (0:11.76)	0:12.18 [13] (0:12.18)							
Average Speed [km/h]	48.9	64.3	64.3	63.5	61.5	59.0							
Top Speed [km/h]	63.9	64.8	65.8	64.9	62.8	60.4							
Avg. Dist. to Rail [m]	7.5	0.9	0.7	0.5	1.2	0.6							
Avg. Stride Freq. [Hz]	2.3	2.4	2.3	2.4	2.3	2.2							
Avg. Stride Length [m]	6.5	7.4	7.6	7.5	7.4	7.3							



- [ ] Ranking at each section and finish
- .-.- No data available at this section
- NA No data available