

Track Rating: Soft 6, Weather: Overcast, Rail Position: +3.5m Entire

Section												Last 600m	
Field Times		Overall	1200m	1000m	800m	600m	400m						0:00.00
		1:20.58 (0:10.86)	1:09.72 (0:11.09)	0:58.63 (0:11.59)	0:47.04 (0:11.77)	0:35.27 (0:11.76)	0:23.51 (0:11.77)						
Rank	TAB	Horse/Jockey	Barrier	Top Speed [km/h]	Fastest Section							Distance Travelled [m]	
1	1	JONNY DA WOLF James Orman	10	66.0 1200m	0:11.00 Overall	1:20.58 [1] (0:11.00)	1:09.58 [3] (0:11.08)	0:58.50 [2] (0:11.62)	0:46.88 [3] (0:11.89)	0:34.99 [2] (0:11.64)	0:23.35 [2] (0:11.61)	0:34.99	
2	6	GREY IMPACT Cody Collis	8	67.6 1000m	0:10.86 Overall	1:21.33 [2] (0:10.86)	1:10.47 [1] (0:11.09)	0:59.38 [1] (0:11.59)	0:47.79 [1] (0:11.77)	0:36.02 [1] (0:11.76)	0:24.26 [1] (0:11.92)	0:36.02	-1
3	12	LIKE SMOKE Michael Rodd	12	64.5 1200m	0:11.28 1200m	1:21.41 [3] (0:11.64)	1:09.77 [10] (0:11.28)	0:58.49 [10] (0:11.60)	0:46.89 [10] (0:11.93)	0:34.96 [10] (0:11.64)	0:23.32 [10] (0:11.70)	0:34.96	+2
4	11	TIETAR Ryan Maloney	5	65.7 1200m	0:11.07 1200m	1:21.61 [4] (0:11.40)	1:10.21 [8] (0:11.07)	0:59.14 [8] (0:11.59)	0:47.55 [8] (0:11.90)	0:35.65 [8] (0:11.73)	0:23.92 [8] (0:11.78)	0:35.65	-1
5	8	BERNICE'S SPIRIT Luke Dempsey	6	65.6 1200m	0:11.09 1200m	1:21.70 [5] (0:11.46)	1:10.24 [9] (0:11.09)	0:59.15 [9] (0:11.62)	0:47.53 [9] (0:11.95)	0:35.58 [9] (0:11.75)	0:23.83 [9] (0:11.72)	0:35.58	-1
6	3	EXPRESS PAYMENT Jake Bayliss	1	65.3 1200m	0:11.03 Overall	1:21.79 [6] (0:11.03)	1:10.76 [4] (0:11.24)	0:59.52 [6] (0:11.55)	0:47.97 [6] (0:11.84)	0:36.13 [5] (0:11.71)	0:24.42 [3] (0:11.86)	0:36.13	-3
7	15	HELLO IN THERE Madeleine Wishart	3	65.6 1200m	0:11.10 Overall	1:21.90 [7] (0:11.10)	1:10.80 [6] (0:11.17)	0:59.63 [5] (0:11.58)	0:48.05 [7] (0:11.96)	0:36.09 [7] (0:11.85)	0:24.24 [7] (0:11.98)	0:36.09	+6
8	16	WHISTLIN' RULER Samantha Collett	9	64.4 1000m	0:11.34 1200m	1:21.96 [8] (0:11.81)	1:10.15 [11] (0:11.34)	0:58.81 [11] (0:11.53)	0:47.28 [11] (0:11.91)	0:35.37 [11] (0:11.66)	0:23.71 [11] (0:11.63)	0:35.37	-1
9	4	SWITCHBLADE Micheal Hellyer	7	66.3 1200m	0:11.03 1200m	1:22.12 [9] (0:11.35)	1:10.77 [7] (0:11.03)	0:59.74 [7] (0:11.41)	0:48.33 [4] (0:11.87)	0:36.46 [4] (0:11.78)	0:24.68 [5] (0:12.09)	0:36.46	+6
10	2	BOOMSTER Cejay Graham	11	65.3 1200m	0:10.99 Overall	1:22.17 [10] (0:10.99)	1:11.18 [2] (0:11.23)	0:59.95 [3] (0:11.48)	0:48.47 [2] (0:11.89)	0:36.58 [3] (0:11.83)	0:24.75 [4] (0:11.99)	0:36.58	+5

Scratched: Our Drummer (#13), Betathaneva (#9), Wild Gypsy (#5), Spirit Of Nurai (#7)



Ipswich QLD Professional
Race 7: LEMSECCO Class 1 Handicap - 1350m
 05 February 2025 - 17:45



Track Rating: Soft 6, Weather: Overcast, Rail Position: +3.5m Entire

Section	Overall	1200m	1000m	800m	600m	400m	Last 600m
Field Times	1:20.58 (0:10.86)	1:09.72 (0:11.09)	0:58.63 (0:11.59)	0:47.04 (0:11.77)	0:35.27 (0:11.76)	0:23.51 (0:11.77)	0:00.00

Rank	TAB	Horse/Jockey	Barrier	Top Speed [km/h]	Fastest Section	Overall	1200m	1000m	800m	600m	400m	Last 600m	Distance Travelled [m]
11	14	RISK ASSESSMENT Angela Jones	4	65.6 1200m	0:11.07 Overall	1:22.30 [11] (0:11.07)	1:11.23 [5] (0:11.17)	1:00.06 [4] (0:11.58)	0:48.48 [5] (0:11.89)	0:36.59 [6] (0:11.83)	0:24.76 [6] (0:12.08)	0:36.59	+3
12	10	OUTTA CONTROL Emily Lang	2	Data was not able to be tracked for this horse		----	----	----	----	----	----	----	----

Scratched: Our Drummer (#13), Betathaneva (#9), Wild Gypsy (#5), Spirit Of Nurai (#7)

[] Ranking at each section and finish
 ---- No data available at this section
 NA No data available

SCN Saddle cloth number
 DNF Did not finish
 DNT Did not track



Ipswich QLD Professional
 Race 7: LEMSECCO Class 1 Handicap - 1350m
 05 February 2025 - 17:45



Track Rating: Soft 6, Weather: Overcast, Rail Position: +3.5m Entire

Section				200m				Last 600m	
Field Times				0:11.74 (0:11.74)				0:00.00	
Rank	TAB	Horse/Jockey	Barrier	Top Speed [km/h]	Fastest Section	Margin			Distance Travelled [m]
1	1	JONNY DA WOLF James Orman	10	66.0 1200m	0:11.00 Overall	0:11.74 [1] (0:11.74)	1:20.58		0:34.99
2	6	GREY IMPACT Cody Collis	8	67.6 1000m	0:10.86 Overall	0:12.34 [2] (0:12.34)	4.36L		0:36.02 -1
3	12	LIKE SMOKE Michael Rodd	12	64.5 1200m	0:11.28 1200m	0:11.62 [10] (0:11.62)	4.87L		0:34.96 +2
4	11	TIETAR Ryan Maloney	5	65.7 1200m	0:11.07 1200m	0:12.14 [5] (0:12.14)	6.04L		0:35.65 -1
5	8	BERNICE'S SPIRIT Luke Dempsey	6	65.6 1200m	0:11.09 1200m	0:12.11 [7] (0:12.11)	6.54L		0:35.58 -1
6	3	EXPRESS PAYMENT Jake Bayliss	1	65.3 1200m	0:11.03 Overall	0:12.56 [3] (0:12.56)	7.1L		0:36.13 -3
7	15	HELLO IN THERE Madeleine Wishart	3	65.6 1200m	0:11.10 Overall	0:12.26 [9] (0:12.26)	7.75L		0:36.09 +6
8	16	WHISTLIN' RULER Samantha Collett	9	64.4 1000m	0:11.34 1200m	0:12.08 [11] (0:12.08)	8.1L		0:35.37 -1
9	4	SWITCHBLADE Micheal Hellyer	7	66.3 1200m	0:11.03 1200m	0:12.59 [6] (0:12.59)	9.04L		0:36.46 +6
10	2	BOOMSTER Cejay Graham	11	65.3 1200m	0:10.99 Overall	0:12.76 [4] (0:12.76)	9.3L		0:36.58 +5

Scratched: Our Drummer (#13), Betathaneva (#9), Wild Gypsy (#5), Spirit Of Nurai (#7)

[] Ranking at each section and finish
 -:-:- No data available at this section
 NA No data available

SCN Saddle cloth number
 DNF Did not finish
 DNT Did not track



Ipswich QLD Professional
 Race 7: LEMSECCO Class 1 Handicap - 1350m
 05 February 2025 - 17:45



Track Rating: Soft 6, Weather: Overcast, Rail Position: +3.5m Entire

Section							200m			Last 600m
Field Times							0:11.74 (0:11.74)			0:00.00
Rank	TAB	Horse/Jockey	Barrier	Top Speed [km/h]	Fastest Section	Margin	Margin			Distance Travelled [m]
11	14	RISK ASSESSMENT Angela Jones	4	65.6 1200m	0:11.07 Overall	0:12.68 [8] (0:12.68)	10.07L		0:36.59	+3
12	10	OUTTA CONTROL Emily Lang	2	Data was not able to be tracked for this horse		---:--	10.63L		---:--	---:--

Scratched: Our Drummer (#13), Betathaneva (#9), Wild Gypsy (#5), Spirit Of Nurai (#7)



Horse/Jockey Name	Jonny Da Wolf
Final Rank	1
Fastest Section Time (Section)	0:11.00 (Overall)
Top Speed [km/h] (Section)	66.0 (1200m)
Race State	Finished



Ipswich QLD Professional

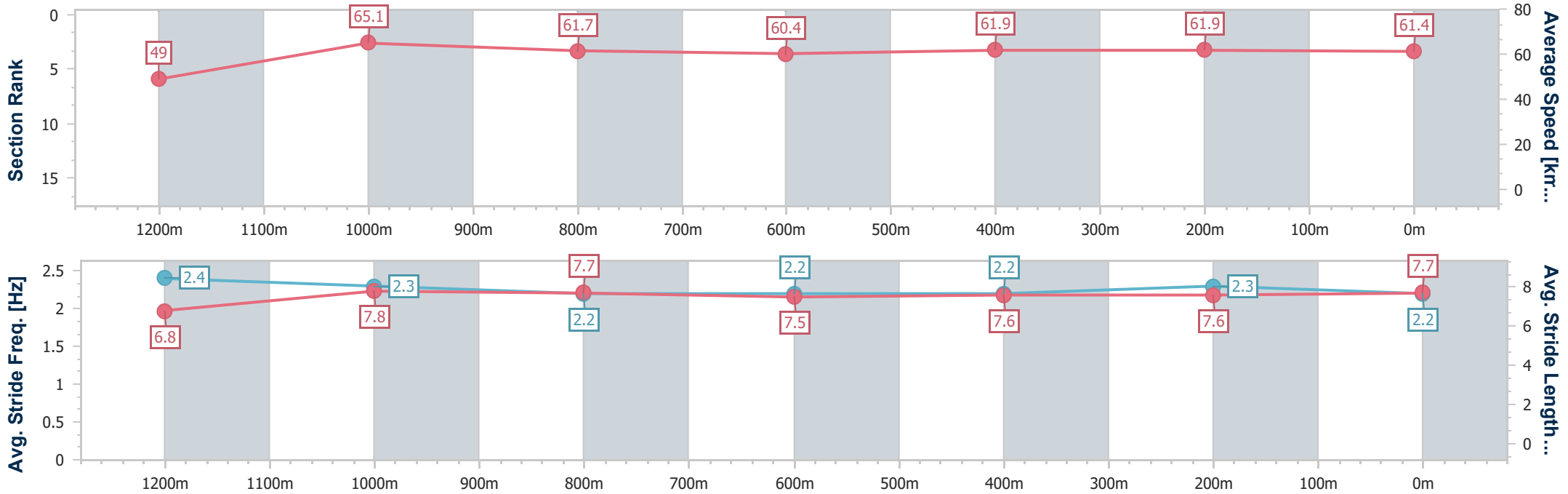
Race 7: LEMSECCO Class 1 Handicap - 1350m

05 February 2025 - 17:45



Track Rating: Soft 6, Weather: Overcast, Rail Position: +3.5m Entire

Section	Overall	1200m	1000m	800m	600m	400m	200m
Section Times	1:20.58 [1] (0:11.00)	1:09.58 [3] (0:11.08)	0:58.50 [2] (0:11.62)	0:46.88 [3] (0:11.89)	0:34.99 [2] (0:11.64)	0:23.35 [2] (0:11.61)	0:11.74 [1] (0:11.74)
Average Speed [km/h]	49.0	65.1	61.7	60.4	61.9	61.9	61.4
Top Speed [km/h]	65.1	66.0	63.1	61.2	62.4	63.0	62.8
Avg. Dist. to Rail [m]	6.0	1.5	0.6	0.9	0.2	0.6	1.6
Avg. Stride Freq. [Hz]	2.4	2.3	2.2	2.2	2.2	2.3	2.2
Avg. Stride Length [m]	6.8	7.8	7.7	7.5	7.6	7.6	7.7



- [] Ranking at each section and finish
- .-.- No data available at this section
- NA No data available



Horse/Jockey Name	Grey Impact
Final Rank	2
Fastest Section Time (Section)	0:10.86 (Overall)
Top Speed [km/h] (Section)	67.6 (1000m)
Race State	Finished



Ipswich QLD Professional

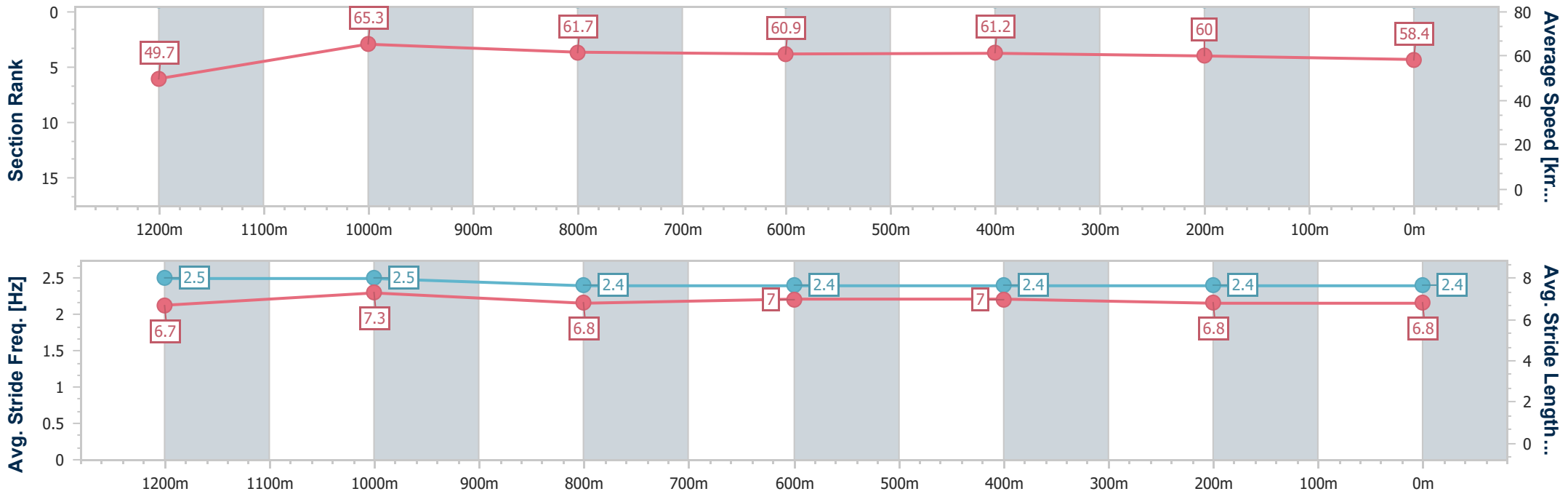
Race 7: LEMSECCO Class 1 Handicap - 1350m

05 February 2025 - 17:45



Track Rating: Soft 6, Weather: Overcast, Rail Position: +3.5m Entire

Section	Overall	1200m	1000m	800m	600m	400m	200m
Section Times	1:21.33 [2] (0:10.86)	1:10.47 [1] (0:11.09)	0:59.38 [1] (0:11.59)	0:47.79 [1] (0:11.77)	0:36.02 [1] (0:11.76)	0:24.26 [1] (0:11.92)	0:12.34 [2] (0:12.34)
Average Speed [km/h]	49.7	65.3	61.7	60.9	61.2	60.0	58.4
Top Speed [km/h]	65.7	67.4	67.6	61.2	61.6	61.5	59.3
Avg. Dist. to Rail [m]	5.5	1.4	0.9	1.0	0.5	1.2	0.8
Avg. Stride Freq. [Hz]	2.5	2.5	2.4	2.4	2.4	2.4	2.4
Avg. Stride Length [m]	6.7	7.3	6.8	7.0	7.0	6.8	6.8



- [] Ranking at each section and finish
- .-.- No data available at this section
- NA No data available



Horse/Jockey Name	Like Smoke
Final Rank	3
Fastest Section Time (Section)	0:11.28 (1200m)
Top Speed [km/h] (Section)	64.5 (1200m)
Race State	Finished



Ipswich QLD Professional

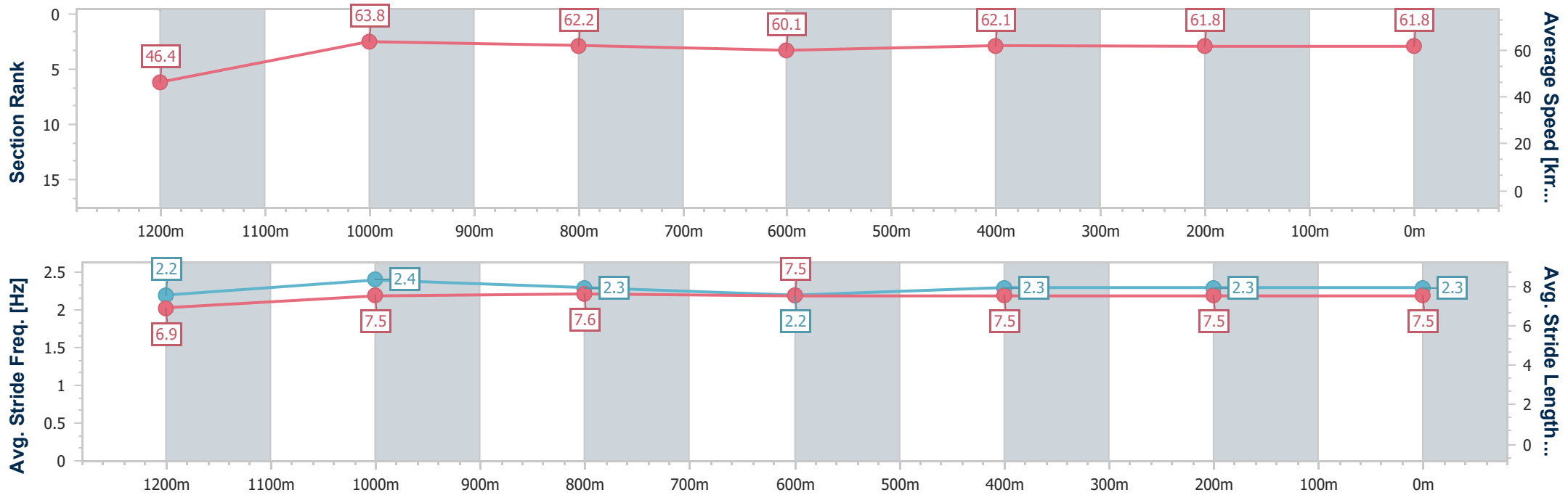
Race 7: LEMSECCO Class 1 Handicap - 1350m

05 February 2025 - 17:45



Track Rating: Soft 6, Weather: Overcast, Rail Position: +3.5m Entire

Section	Overall	1200m	1000m	800m	600m	400m	200m
Section Times	1:21.41 [3] (0:11.64)	1:09.77 [10] (0:11.28)	0:58.49 [10] (0:11.60)	0:46.89 [10] (0:11.93)	0:34.96 [10] (0:11.64)	0:23.32 [10] (0:11.70)	0:11.62 [10] (0:11.62)
Average Speed [km/h]	46.4	63.8	62.2	60.1	62.1	61.8	61.8
Top Speed [km/h]	62.0	64.5	63.9	61.4	62.8	62.7	63.0
Avg. Dist. to Rail [m]	7.7	1.5	0.4	0.6	0.5	2.3	4.6
Avg. Stride Freq. [Hz]	2.2	2.4	2.3	2.2	2.3	2.3	2.3
Avg. Stride Length [m]	6.9	7.5	7.6	7.5	7.5	7.5	7.5



- [] Ranking at each section and finish
- .-.- No data available at this section
- NA No data available



Horse/Jockey Name	Tietar
Final Rank	4
Fastest Section Time (Section)	0:11.07 (1200m)
Top Speed [km/h] (Section)	65.7 (1200m)
Race State	Finished



Ipswich QLD Professional

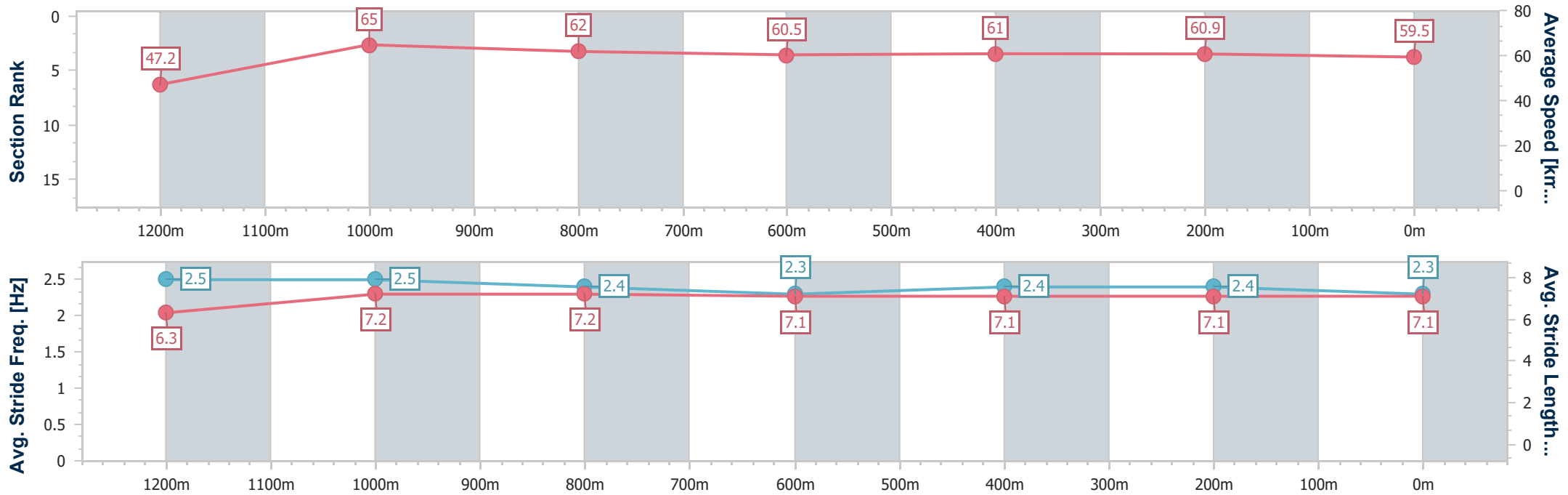
Race 7: LEMSECCO Class 1 Handicap - 1350m

05 February 2025 - 17:45



Track Rating: Soft 6, Weather: Overcast, Rail Position: +3.5m Entire

Section	Overall	1200m	1000m	800m	600m	400m	200m
Section Times	1:21.61 [4] (0:11.40)	1:10.21 [8] (0:11.07)	0:59.14 [8] (0:11.59)	0:47.55 [8] (0:11.90)	0:35.65 [8] (0:11.73)	0:23.92 [8] (0:11.78)	0:12.14 [5] (0:12.14)
Average Speed [km/h]	47.2	65.0	62.0	60.5	61.0	60.9	59.5
Top Speed [km/h]	64.5	65.7	63.0	61.8	61.5	61.6	60.6
Avg. Dist. to Rail [m]	1.8	0.5	0.6	0.6	0.5	1.0	0.7
Avg. Stride Freq. [Hz]	2.5	2.5	2.4	2.3	2.4	2.4	2.3
Avg. Stride Length [m]	6.3	7.2	7.2	7.1	7.1	7.1	7.1



- [] Ranking at each section and finish
- .-.- No data available at this section
- NA No data available



Horse/Jockey Name	Bernice's Spirit
Final Rank	5
Fastest Section Time (Section)	0:11.09 (1200m)
Top Speed [km/h] (Section)	65.6 (1200m)
Race State	Finished



Ipswich QLD Professional

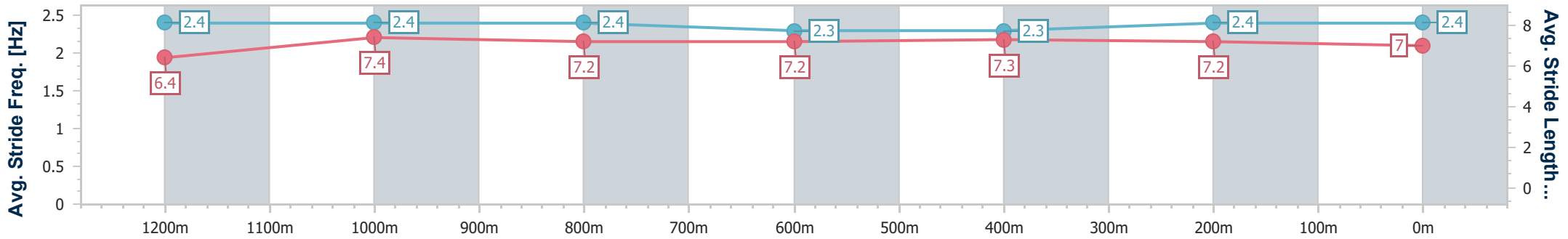
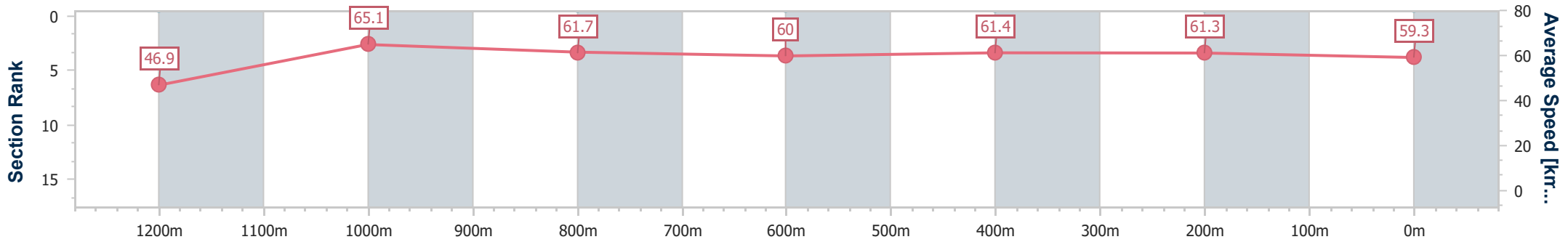
Race 7: LEMSECCO Class 1 Handicap - 1350m

05 February 2025 - 17:45



Track Rating: Soft 6, Weather: Overcast, Rail Position: +3.5m Entire

Section	Overall	1200m	1000m	800m	600m	400m	200m
Section Times	1:21.70 [5] (0:11.46)	1:10.24 [9] (0:11.09)	0:59.15 [9] (0:11.62)	0:47.53 [9] (0:11.95)	0:35.58 [9] (0:11.75)	0:23.83 [9] (0:11.72)	0:12.11 [7] (0:12.11)
Average Speed [km/h]	46.9	65.1	61.7	60.0	61.4	61.3	59.3
Top Speed [km/h]	64.3	65.6	64.1	61.3	62.0	62.1	61.6
Avg. Dist. to Rail [m]	3.2	0.6	0.7	0.7	0.5	1.0	2.0
Avg. Stride Freq. [Hz]	2.4	2.4	2.4	2.3	2.3	2.4	2.4
Avg. Stride Length [m]	6.4	7.4	7.2	7.2	7.3	7.2	7.0



- [] Ranking at each section and finish
- .-.- No data available at this section
- NA No data available



Horse/Jockey Name	Express Payment
Final Rank	6
Fastest Section Time (Section)	0:11.03 (Overall)
Top Speed [km/h] (Section)	65.3 (1200m)
Race State	Finished



Ipswich QLD Professional

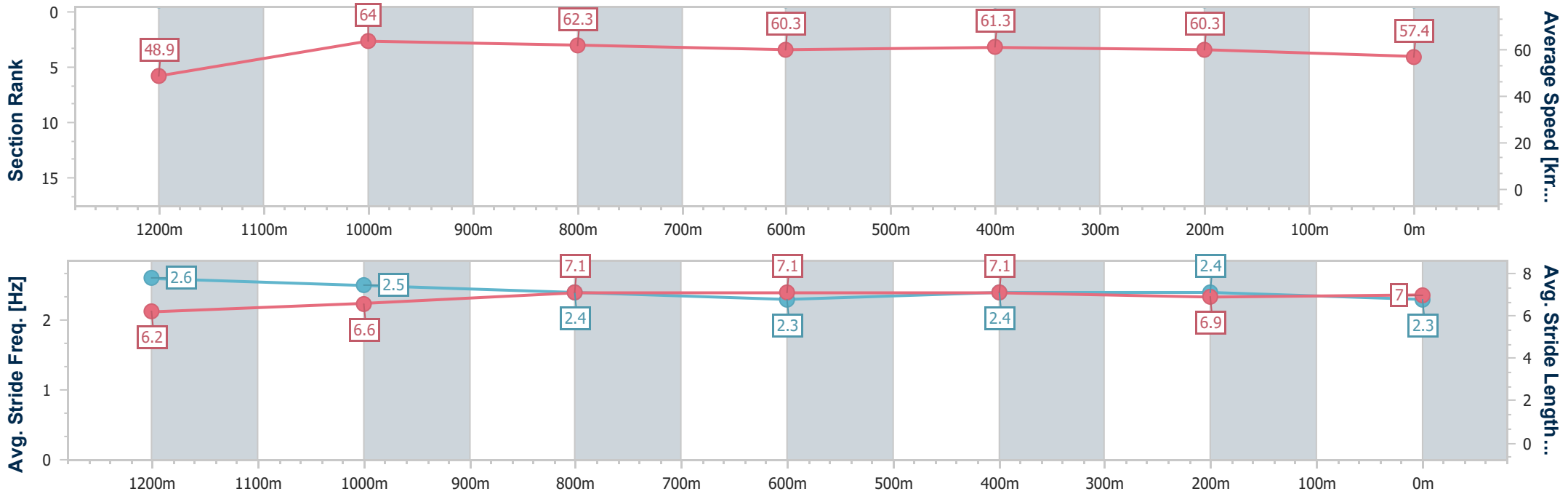
Race 7: LEMSECCO Class 1 Handicap - 1350m

05 February 2025 - 17:45



Track Rating: Soft 6, Weather: Overcast, Rail Position: +3.5m Entire

Section	Overall	1200m	1000m	800m	600m	400m	200m
Section Times	1:21.79 [6] (0:11.03)	1:10.76 [4] (0:11.24)	0:59.52 [6] (0:11.55)	0:47.97 [6] (0:11.84)	0:36.13 [5] (0:11.71)	0:24.42 [3] (0:11.86)	0:12.56 [3] (0:12.56)
Average Speed [km/h]	48.9	64.0	62.3	60.3	61.3	60.3	57.4
Top Speed [km/h]	65.2	65.3	63.3	60.8	61.6	61.9	59.3
Avg. Dist. to Rail [m]	0.3	0.4	1.0	1.6	1.4	0.9	1.3
Avg. Stride Freq. [Hz]	2.6	2.5	2.4	2.3	2.4	2.4	2.3
Avg. Stride Length [m]	6.2	6.6	7.1	7.1	7.1	6.9	7.0



- [] Ranking at each section and finish
- .-.- No data available at this section
- NA No data available



Horse/Jockey Name	Hello In There
Final Rank	7
Fastest Section Time (Section)	0:11.10 (Overall)
Top Speed [km/h] (Section)	65.6 (1200m)
Race State	Finished



Ipswich QLD Professional

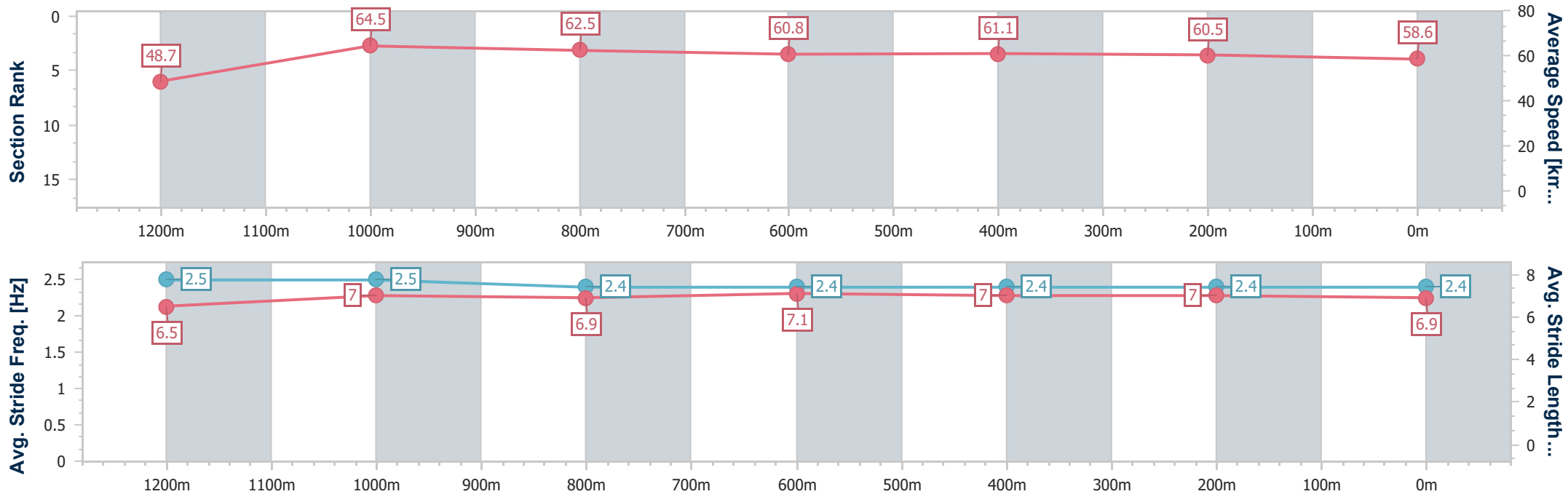
Race 7: LEMSECCO Class 1 Handicap - 1350m

05 February 2025 - 17:45



Track Rating: Soft 6, Weather: Overcast, Rail Position: +3.5m Entire

Section	Overall	1200m	1000m	800m	600m	400m	200m
Section Times	1:21.90 [7] (0:11.10)	1:10.80 [6] (0:11.17)	0:59.63 [5] (0:11.58)	0:48.05 [7] (0:11.96)	0:36.09 [7] (0:11.85)	0:24.24 [7] (0:11.98)	0:12.26 [9] (0:12.26)
Average Speed [km/h]	48.7	64.5	62.5	60.8	61.1	60.5	58.6
Top Speed [km/h]	64.0	65.6	63.2	61.3	61.7	61.9	60.6
Avg. Dist. to Rail [m]	1.5	0.9	1.8	2.0	2.5	1.6	3.2
Avg. Stride Freq. [Hz]	2.5	2.5	2.4	2.4	2.4	2.4	2.4
Avg. Stride Length [m]	6.5	7.0	6.9	7.1	7.0	7.0	6.9



- [] Ranking at each section and finish
- .-.- No data available at this section
- NA No data available



Horse/Jockey Name	Whistlin' Ruler
Final Rank	8
Fastest Section Time (Section)	0:11.34 (1200m)
Top Speed [km/h] (Section)	64.4 (1000m)
Race State	Finished



Ipswich QLD Professional

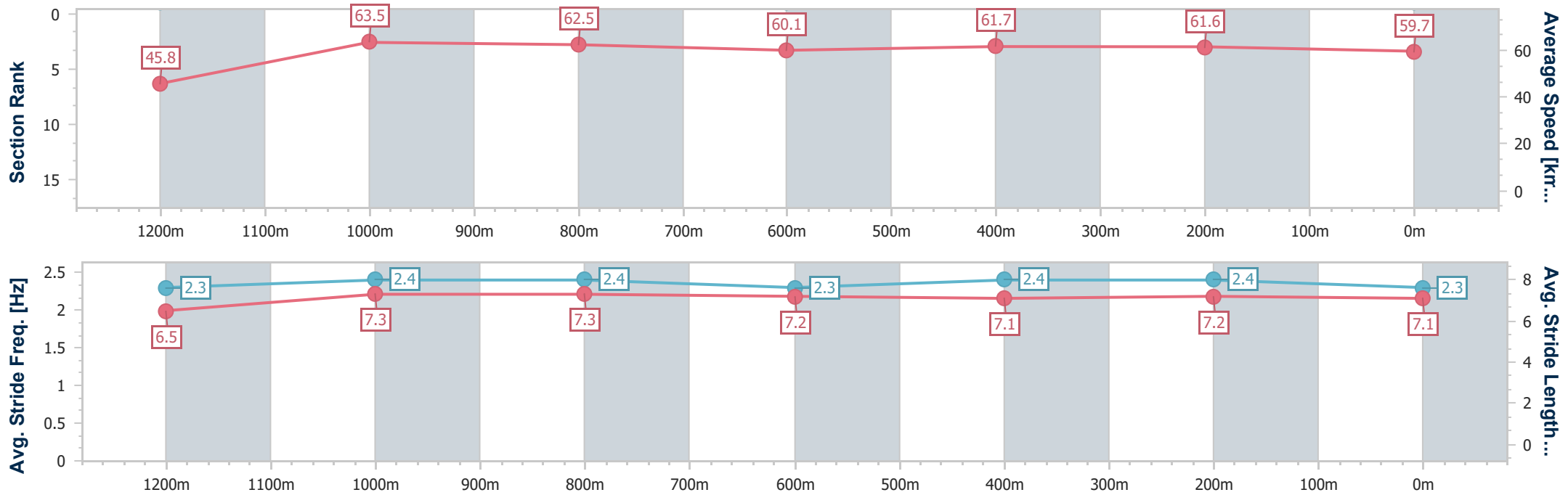
Race 7: LEMSECCO Class 1 Handicap - 1350m

05 February 2025 - 17:45



Track Rating: Soft 6, Weather: Overcast, Rail Position: +3.5m Entire

Section	Overall	1200m	1000m	800m	600m	400m	200m
Section Times	1:21.96 [8] (0:11.81)	1:10.15 [11] (0:11.34)	0:58.81 [11] (0:11.53)	0:47.28 [11] (0:11.91)	0:35.37 [11] (0:11.66)	0:23.71 [11] (0:11.63)	0:12.08 [11] (0:12.08)
Average Speed [km/h]	45.8	63.5	62.5	60.1	61.7	61.6	59.7
Top Speed [km/h]	63.1	64.1	64.4	61.4	62.3	62.4	61.3
Avg. Dist. to Rail [m]	3.1	0.5	0.2	0.8	0.6	0.7	0.4
Avg. Stride Freq. [Hz]	2.3	2.4	2.4	2.3	2.4	2.4	2.3
Avg. Stride Length [m]	6.5	7.3	7.3	7.2	7.1	7.2	7.1



- [] Ranking at each section and finish
- .-.- No data available at this section
- NA No data available



Horse/Jockey Name	Switchblade
Final Rank	9
Fastest Section Time (Section)	0:11.03 (1200m)
Top Speed [km/h] (Section)	66.3 (1200m)
Race State	Finished



Ipswich QLD Professional

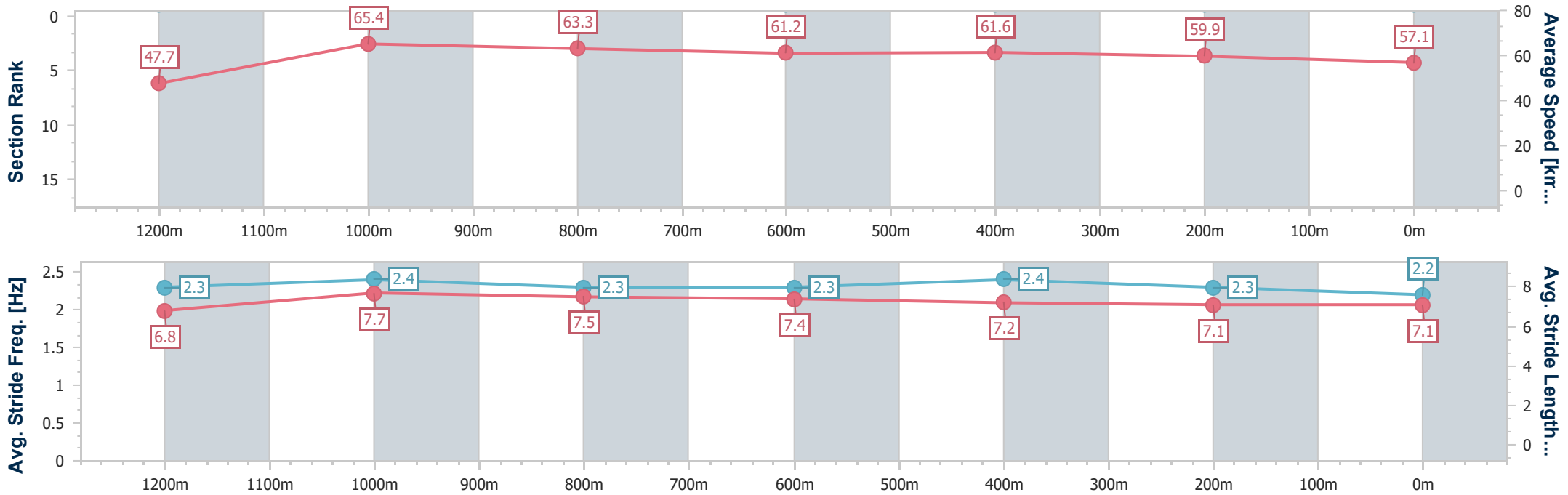
Race 7: LEMSECCO Class 1 Handicap - 1350m

05 February 2025 - 17:45



Track Rating: Soft 6, Weather: Overcast, Rail Position: +3.5m Entire

Section	Overall	1200m	1000m	800m	600m	400m	200m
Section Times	1:22.12 [9] (0:11.35)	1:10.77 [7] (0:11.03)	0:59.74 [7] (0:11.41)	0:48.33 [4] (0:11.87)	0:36.46 [4] (0:11.78)	0:24.68 [5] (0:12.09)	0:12.59 [6] (0:12.59)
Average Speed [km/h]	47.7	65.4	63.3	61.2	61.6	59.9	57.1
Top Speed [km/h]	64.9	66.3	64.5	61.6	62.1	62.1	58.8
Avg. Dist. to Rail [m]	3.9	1.5	1.7	2.0	2.1	2.1	3.7
Avg. Stride Freq. [Hz]	2.3	2.4	2.3	2.3	2.4	2.3	2.2
Avg. Stride Length [m]	6.8	7.7	7.5	7.4	7.2	7.1	7.1



- [] Ranking at each section and finish
- .-.- No data available at this section
- NA No data available



Horse/Jockey Name	Boomster
Final Rank	10
Fastest Section Time (Section)	0:10.99 (Overall)
Top Speed [km/h] (Section)	65.3 (1200m)
Race State	Finished



Ipswich QLD Professional

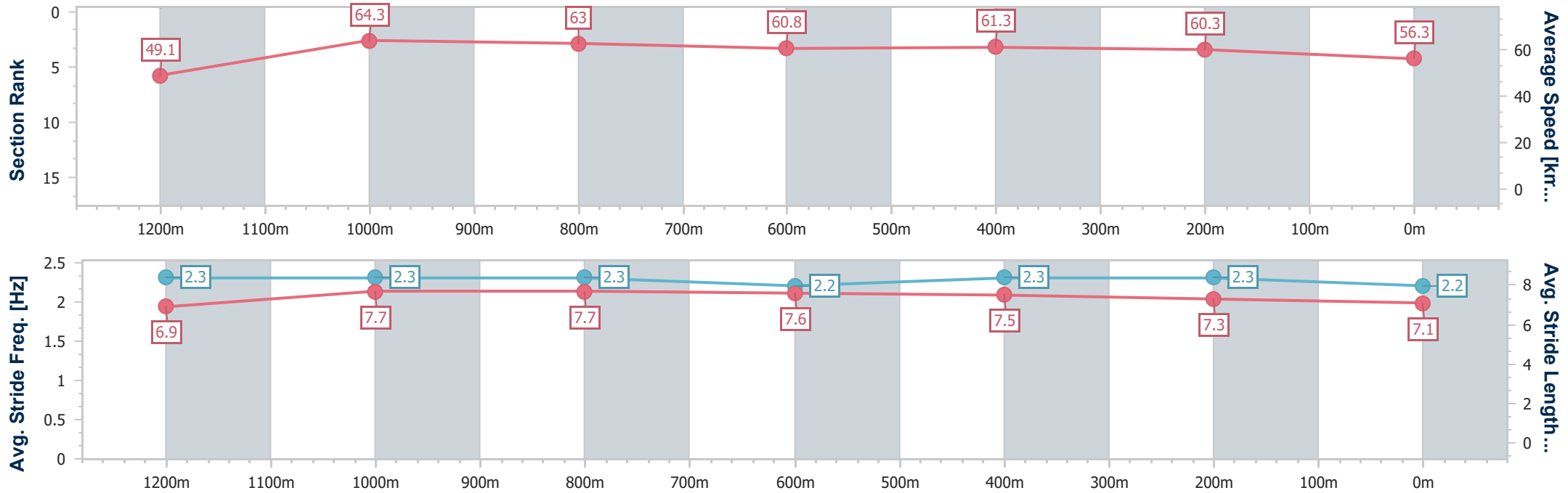
Race 7: LEMSECCO Class 1 Handicap - 1350m

05 February 2025 - 17:45



Track Rating: Soft 6, Weather: Overcast, Rail Position: +3.5m Entire

Section	Overall	1200m	1000m	800m	600m	400m	200m
Section Times	1:22.17 [10] (0:10.99)	1:11.18 [2] (0:11.23)	0:59.95 [3] (0:11.48)	0:48.47 [2] (0:11.89)	0:36.58 [3] (0:11.83)	0:24.75 [4] (0:11.99)	0:12.76 [4] (0:12.76)
Average Speed [km/h]	49.1	64.3	63.0	60.8	61.3	60.3	56.3
Top Speed [km/h]	64.0	65.3	64.0	61.5	62.3	61.6	58.7
Avg. Dist. to Rail [m]	7.9	3.1	1.4	1.1	1.4	1.2	2.4
Avg. Stride Freq. [Hz]	2.3	2.3	2.3	2.2	2.3	2.3	2.2
Avg. Stride Length [m]	6.9	7.7	7.7	7.6	7.5	7.3	7.1



- [] Ranking at each section and finish
- .-.- No data available at this section
- NA No data available



Horse/Jockey Name	Risk Assessment
Final Rank	11
Fastest Section Time (Section)	0:11.07 (Overall)
Top Speed [km/h] (Section)	65.6 (1200m)
Race State	Finished



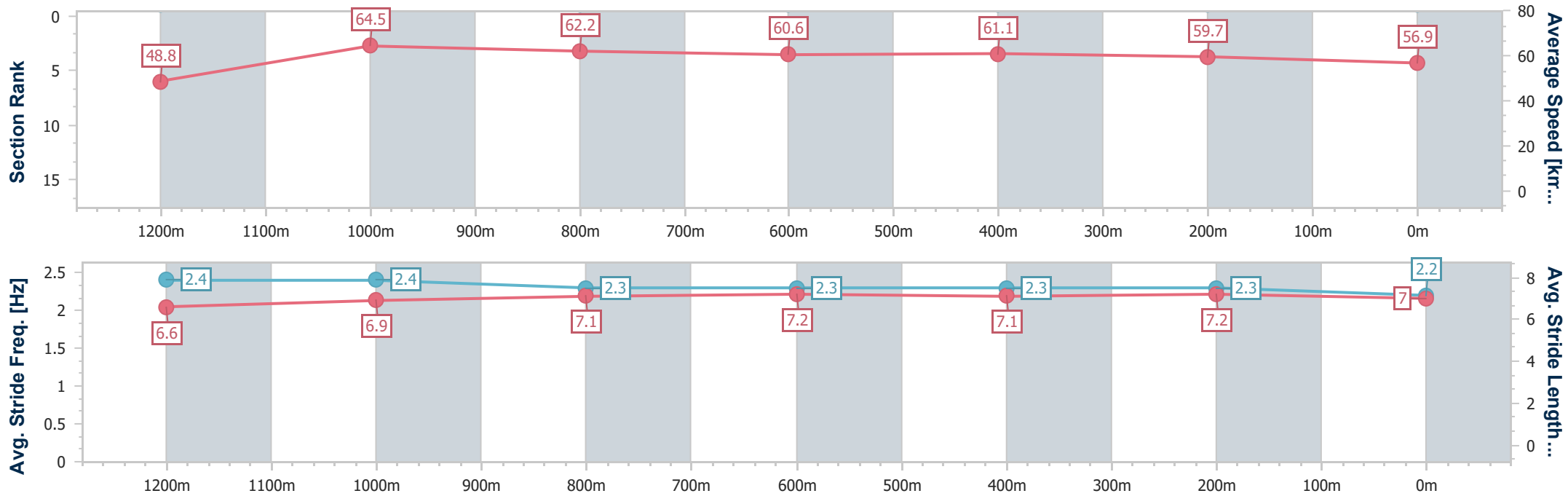
Ipswich QLD Professional
 Race 7: LEMSECCO Class 1 Handicap - 1350m



05 February 2025 - 17:45

Track Rating: Soft 6, Weather: Overcast, Rail Position: +3.5m Entire

Section	Overall	1200m	1000m	800m	600m	400m	200m
Section Times	1:22.30 [11] (0:11.07)	1:11.23 [5] (0:11.17)	1:00.06 [4] (0:11.58)	0:48.48 [5] (0:11.89)	0:36.59 [6] (0:11.83)	0:24.76 [6] (0:12.08)	0:12.68 [8] (0:12.68)
Average Speed [km/h]	48.8	64.5	62.2	60.6	61.1	59.7	56.9
Top Speed [km/h]	64.3	65.6	63.1	61.4	61.8	61.0	59.1
Avg. Dist. to Rail [m]	2.3	0.8	0.2	0.3	1.0	1.9	3.5
Avg. Stride Freq. [Hz]	2.4	2.4	2.3	2.3	2.3	2.3	2.2
Avg. Stride Length [m]	6.6	6.9	7.1	7.2	7.1	7.2	7.0



- [] Ranking at each section and finish
- .-.- No data available at this section
- NA No data available



Horse/Jockey Name	Outta Control
Final Rank	12
Fastest Section Time (Section)	-:--:--
Top Speed [km/h] (Section)	--.-
Race State	DidNotTrack



Ipswich QLD Professional

Race 7: LEMSECCO Class 1 Handicap - 1350m

05 February 2025 - 17:45



Track Rating: Soft 6, Weather: Overcast, Rail Position: +3.5m Entire

Section	Overall	1200m	1000m	800m	600m	400m	200m						
Section Times	-:--:--	-:--:--	-:--:--	-:--:--	-:--:--	-:--:--	-:--:--						
Average Speed [km/h]	--.-	--.-	--.-	--.-	--.-	--.-	--.-						
Top Speed [km/h]	--.-	--.-	--.-	--.-	--.-	--.-	--.-						
Avg. Dist. to Rail [m]	--	--	--	--	--	--	--						
Avg. Stride Freq. [Hz]	--.-	--.-	--.-	--.-	--.-	--.-	--.-						
Avg. Stride Length [m]	--.-	--.-	--.-	--.-	--.-	--.-	--.-						

- [] Ranking at each section and finish
- :--:-- No data available at this section
- NA No data available