



# Ipswich QLD Professional

## Race 1: TAB Maiden Plate - 800m

05 February 2025 - 14:13



Track Rating: Soft 5, Weather: Overcast, Rail Position: +3.5m Entire

Section						Overall	600m	400m	200m	Last 600m	
Field Times						0:45.67 (0:13.21)	0:32.46 (0:10.48)	0:21.98 (0:10.80)	0:11.18 (0:11.18)	0:32.46	
Rank	TAB	Horse/Jockey	Barrier	Top Speed [km/h]	Fastest Section					Margin	Distance Travelled [m]
1	4	<b>HIDDEN NUGGET</b> Georgina Cartwright	4	70.4 Overall	0:10.44 600m	0:45.67 [1] (0:13.25)	0:32.42 [2] (0:10.44)	0:21.98 [1] (0:10.80)	0:11.18 [1] (0:11.18)	0:45.67	
2	2	<b>HUSSON'S TREASURE</b> Madeleine Wishart	1	69.4 600m	0:10.51 600m	0:45.88 [2] (0:13.21)	0:32.67 [1] (0:10.51)	0:22.16 [3] (0:10.82)	0:11.34 [2] (0:11.34)	1.2L	+1
3	6	<b>SHAQUE D'AMOUR</b> Mark Du Plessis	2	70.0 600m	0:10.35 600m	0:46.07 [3] (0:13.35)	0:32.72 [3] (0:10.35)	0:22.37 [2] (0:10.94)	0:11.43 [3] (0:11.43)	2.32L	+4
4	9	<b>BORISOVA</b> Cody Collis	5	70.4 600m	0:10.45 600m	0:46.36 [4] (0:13.36)	0:33.00 [4] (0:10.45)	0:22.55 [4] (0:11.08)	0:11.47 [4] (0:11.47)	4.07L	+4
5	3	<b>VICTORY MELODY</b> Samantha Collett	6	69.6 600m	0:10.63 600m	0:46.54 [5] (0:13.39)	0:33.15 [5] (0:10.63)	0:22.52 [5] (0:10.99)	0:11.53 [6] (0:11.53)	5.13L	+7
6	1	<b>HOSTWIN ERICO</b> Paul Hamblin	3	69.1 600m	0:10.48 600m	0:46.85 [6] (0:13.55)	0:33.30 [7] (0:10.48)	0:22.82 [6] (0:10.97)	0:11.85 [5] (0:11.85)	6.93L	+2
7	11	<b>RAZOR'S MAGIC</b> Nozi Tomizawa	7	70.0 600m	0:10.63 600m	0:46.99 [7] (0:13.52)	0:33.47 [6] (0:10.63)	0:22.84 [7] (0:11.23)	0:11.61 [7] (0:11.61)	7.75L	+7
8	8	<b>KICK AND RUN</b> Luke Dempsey	9	66.9 600m	0:10.89 600m	0:47.85 [8] (0:13.94)	0:33.91 [9] (0:10.89)	0:23.02 [8] (0:11.53)	0:11.49 [8] (0:11.49)	12.79L	+5
9	7	<b>ELLA DE AUR</b> Micheal Hellyer	8	66.7 Overall	0:11.41 600m	0:48.98 [9] (0:13.62)	0:35.36 [8] (0:11.41)	0:23.95 [9] (0:11.64)	0:12.31 [9] (0:12.31)	19.45L	+9

Scratched: Jucasi (#5), Marathia (#10)



Horse/Jockey Name	Hidden Nugget
Final Rank	1
Fastest Section Time (Section)	0:10.44 (600m)
Top Speed [km/h] (Section)	70.4 (Overall)
Race State	Finished



### Ipswich QLD Professional

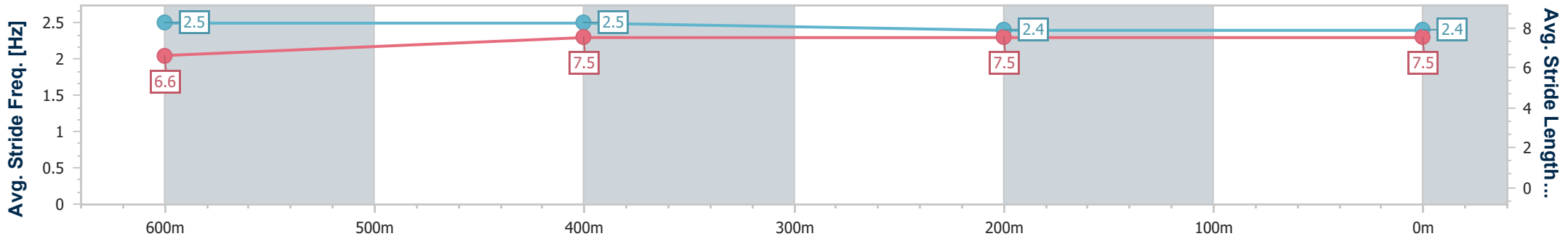
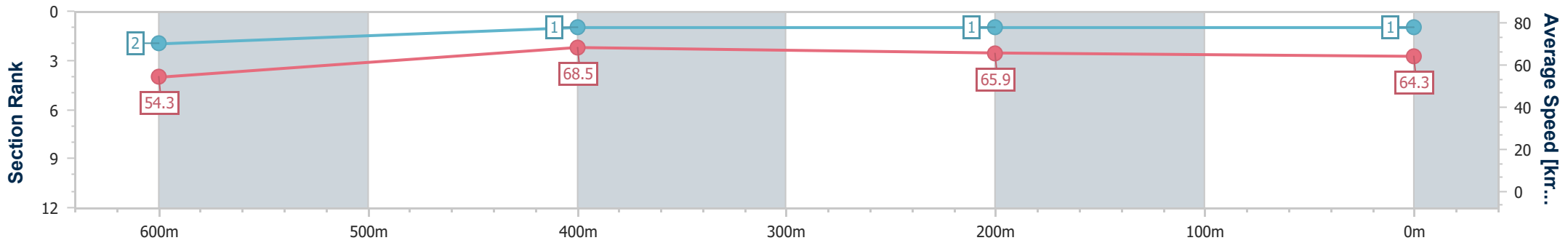
Race 1: TAB Maiden Plate - 800m

05 February 2025 - 14:13



Track Rating: Soft 5, Weather: Overcast, Rail Position: +3.5m Entire

Section	Overall	600m	400m	200m
Section Times	0:45.67 [1] (0:13.25)	0:32.42 [2] (0:10.44)	0:21.98 [1] (0:10.80)	0:11.18 [1] (0:11.18)
Average Speed [km/h]	54.3	68.5	65.9	64.3
Top Speed [km/h]	70.4	70.4	67.5	65.9
Avg. Dist. to Rail [m]	3.3	1.5	2.7	1.7
Avg. Stride Freq. [Hz]	2.5	2.5	2.4	2.4
Avg. Stride Length [m]	6.6	7.5	7.5	7.5



- [ ] Ranking at each section and finish
- .-.- No data available at this section
- NA No data available



Horse/Jockey Name	Husson's Treasure
Final Rank	2
Fastest Section Time (Section)	0:10.51 (600m)
Top Speed [km/h] (Section)	69.4 (600m)
Race State	Finished



### Ipswich QLD Professional

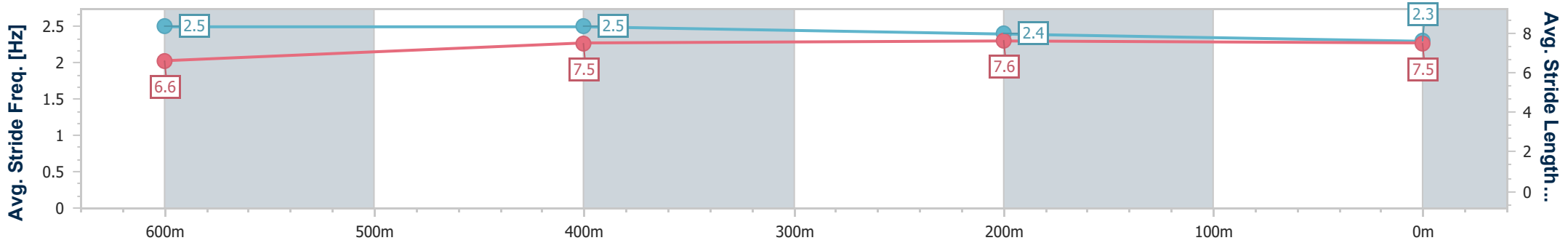
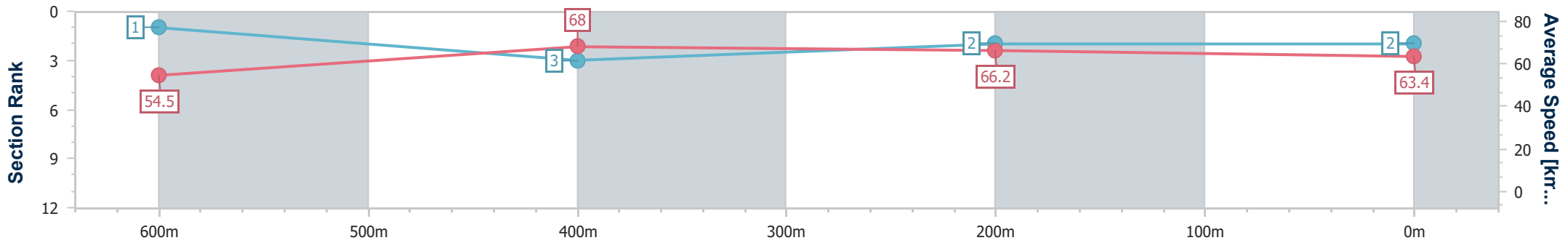
Race 1: TAB Maiden Plate - 800m

05 February 2025 - 14:13



Track Rating: Soft 5, Weather: Overcast, Rail Position: +3.5m Entire

Section	Overall	600m	400m	200m
Section Times	0:45.88 [2] (0:13.21)	0:32.67 [1] (0:10.51)	0:22.16 [3] (0:10.82)	0:11.34 [2] (0:11.34)
Average Speed [km/h]	54.5	68.0	66.2	63.4
Top Speed [km/h]	68.9	69.4	67.9	65.4
Avg. Dist. to Rail [m]	1.5	0.9	2.0	1.7
Avg. Stride Freq. [Hz]	2.5	2.5	2.4	2.3
Avg. Stride Length [m]	6.6	7.5	7.6	7.5



- [ ] Ranking at each section and finish
- .-.- No data available at this section
- NA No data available



Horse/Jockey Name	Shaque D'amour
Final Rank	3
Fastest Section Time (Section)	0:10.35 (600m)
Top Speed [km/h] (Section)	70.0 (600m)
Race State	Finished



### Ipswich QLD Professional

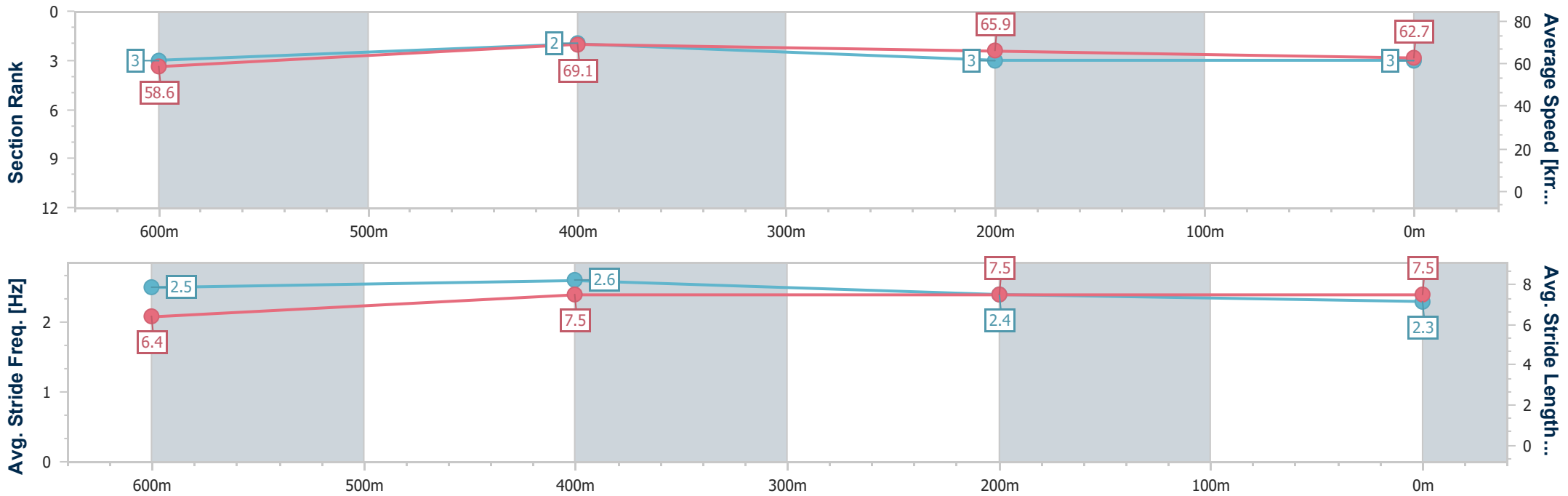
Race 1: TAB Maiden Plate - 800m

05 February 2025 - 14:13



Track Rating: Soft 5, Weather: Overcast, Rail Position: +3.5m Entire

Section	Overall	600m	400m	200m
Section Times	0:46.07 [3] (0:13.35)	0:32.72 [3] (0:10.35)	0:22.37 [2] (0:10.94)	0:11.43 [3] (0:11.43)
Average Speed [km/h]	58.6	69.1	65.9	62.7
Top Speed [km/h]	63.8	70.0	69.7	66.3
Avg. Dist. to Rail [m]	2.2	0.9	0.7	1.4
Avg. Stride Freq. [Hz]	2.5	2.6	2.4	2.3
Avg. Stride Length [m]	6.4	7.5	7.5	7.5



- [ ] Ranking at each section and finish
- .-.- No data available at this section
- NA No data available



Horse/Jockey Name	Borisova
Final Rank	4
Fastest Section Time (Section)	0:10.45 (600m)
Top Speed [km/h] (Section)	70.4 (600m)
Race State	Finished



### Ipswich QLD Professional

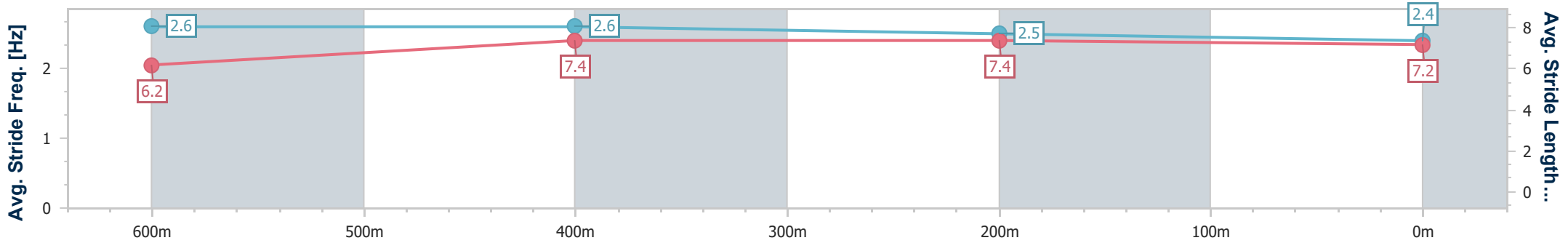
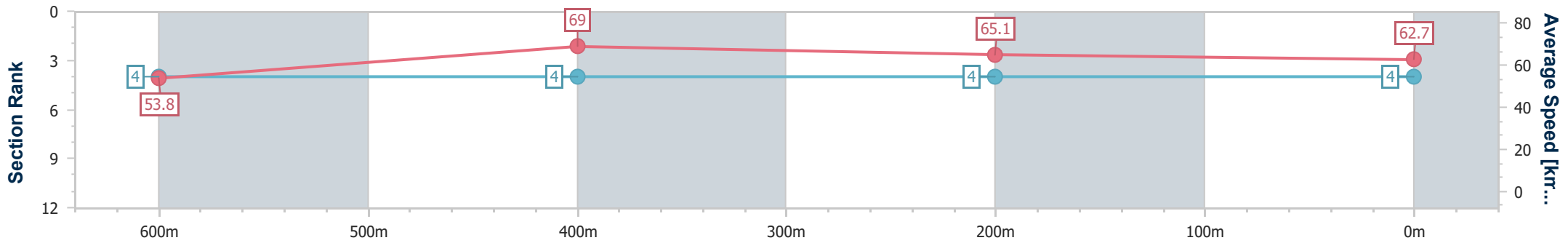
Race 1: TAB Maiden Plate - 800m

05 February 2025 - 14:13



Track Rating: Soft 5, Weather: Overcast, Rail Position: +3.5m Entire

Section	Overall	600m	400m	200m
Section Times	0:46.36 [4] (0:13.36)	0:33.00 [4] (0:10.45)	0:22.55 [4] (0:11.08)	0:11.47 [4] (0:11.47)
Average Speed [km/h]	53.8	69.0	65.1	62.7
Top Speed [km/h]	69.8	70.4	67.1	64.4
Avg. Dist. to Rail [m]	4.8	2.0	0.8	2.9
Avg. Stride Freq. [Hz]	2.6	2.6	2.5	2.4
Avg. Stride Length [m]	6.2	7.4	7.4	7.2



- [ ] Ranking at each section and finish
- .-.- No data available at this section
- NA No data available



Horse/Jockey Name	Victory Melody
Final Rank	5
Fastest Section Time (Section)	0:10.63 (600m)
Top Speed [km/h] (Section)	69.6 (600m)
Race State	Finished



### Ipswich QLD Professional

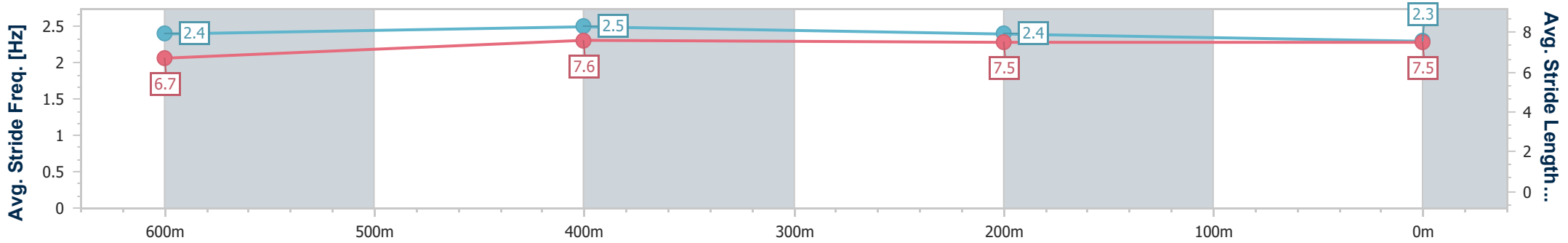
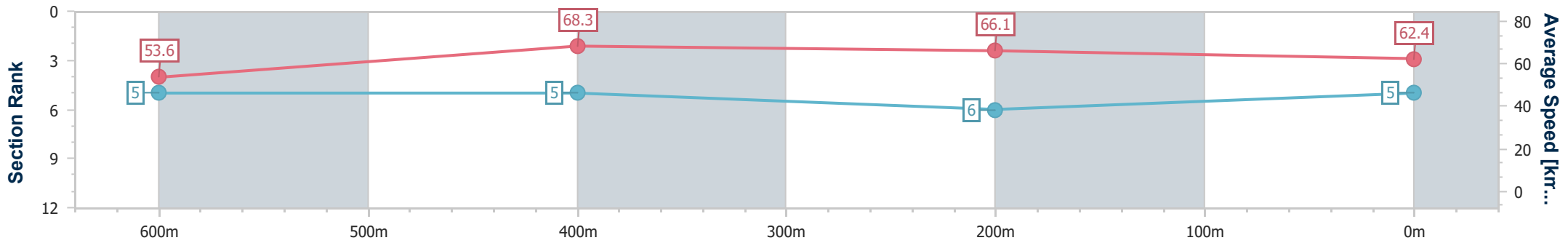
Race 1: TAB Maiden Plate - 800m

05 February 2025 - 14:13



Track Rating: Soft 5, Weather: Overcast, Rail Position: +3.5m Entire

Section	Overall	600m	400m	200m
Section Times	0:46.54 [5] (0:13.39)	0:33.15 [5] (0:10.63)	0:22.52 [5] (0:10.99)	0:11.53 [6] (0:11.53)
Average Speed [km/h]	53.6	68.3	66.1	62.4
Top Speed [km/h]	68.5	69.6	66.9	65.4
Avg. Dist. to Rail [m]	6.0	3.4	2.7	4.4
Avg. Stride Freq. [Hz]	2.4	2.5	2.4	2.3
Avg. Stride Length [m]	6.7	7.6	7.5	7.5



- [ ] Ranking at each section and finish
- .-.- No data available at this section
- NA No data available



Horse/Jockey Name	Hostwin Erico
Final Rank	6
Fastest Section Time (Section)	0:10.48 (600m)
Top Speed [km/h] (Section)	69.1 (600m)
Race State	Finished



### Ipswich QLD Professional

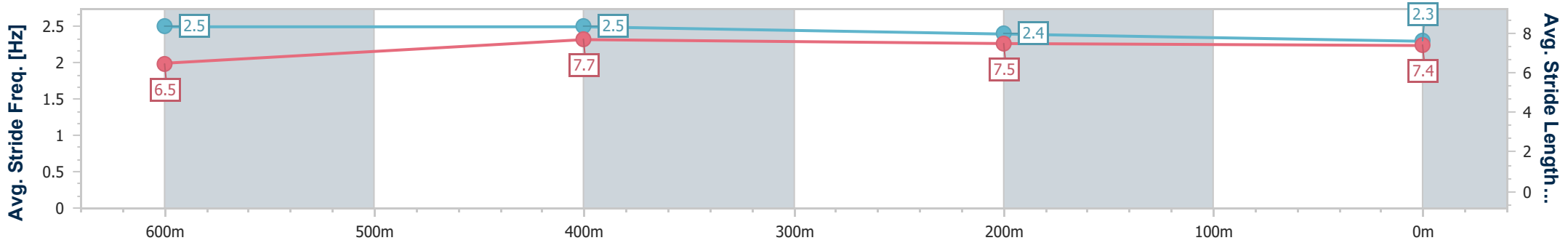
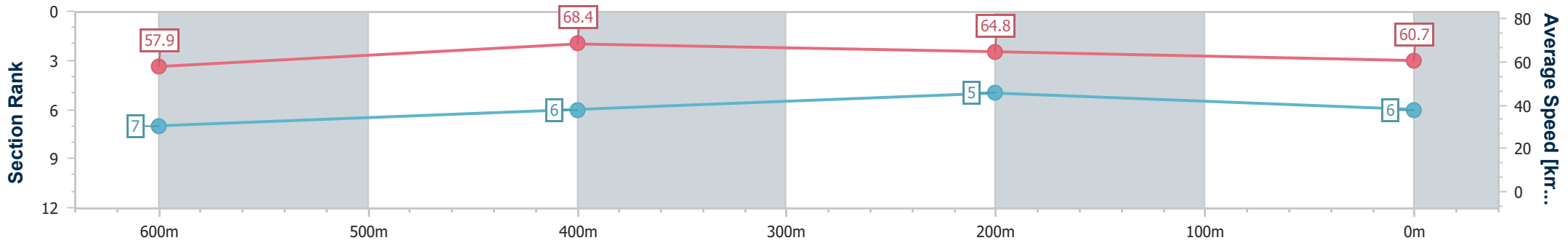
Race 1: TAB Maiden Plate - 800m

05 February 2025 - 14:13



Track Rating: Soft 5, Weather: Overcast, Rail Position: +3.5m Entire

Section	Overall	600m	400m	200m
Section Times	0:46.85 [6] (0:13.55)	0:33.30 [7] (0:10.48)	0:22.82 [6] (0:10.97)	0:11.85 [5] (0:11.85)
Average Speed [km/h]	57.9	68.4	64.8	60.7
Top Speed [km/h]	62.8	69.1	69.1	65.4
Avg. Dist. to Rail [m]	3.6	1.5	2.7	0.8
Avg. Stride Freq. [Hz]	2.5	2.5	2.4	2.3
Avg. Stride Length [m]	6.5	7.7	7.5	7.4



- [ ] Ranking at each section and finish
- .-.- No data available at this section
- NA No data available



Horse/Jockey Name	Razor's Magic
Final Rank	7
Fastest Section Time (Section)	0:10.63 (600m)
Top Speed [km/h] (Section)	70.0 (600m)
Race State	Finished



### Ipswich QLD Professional

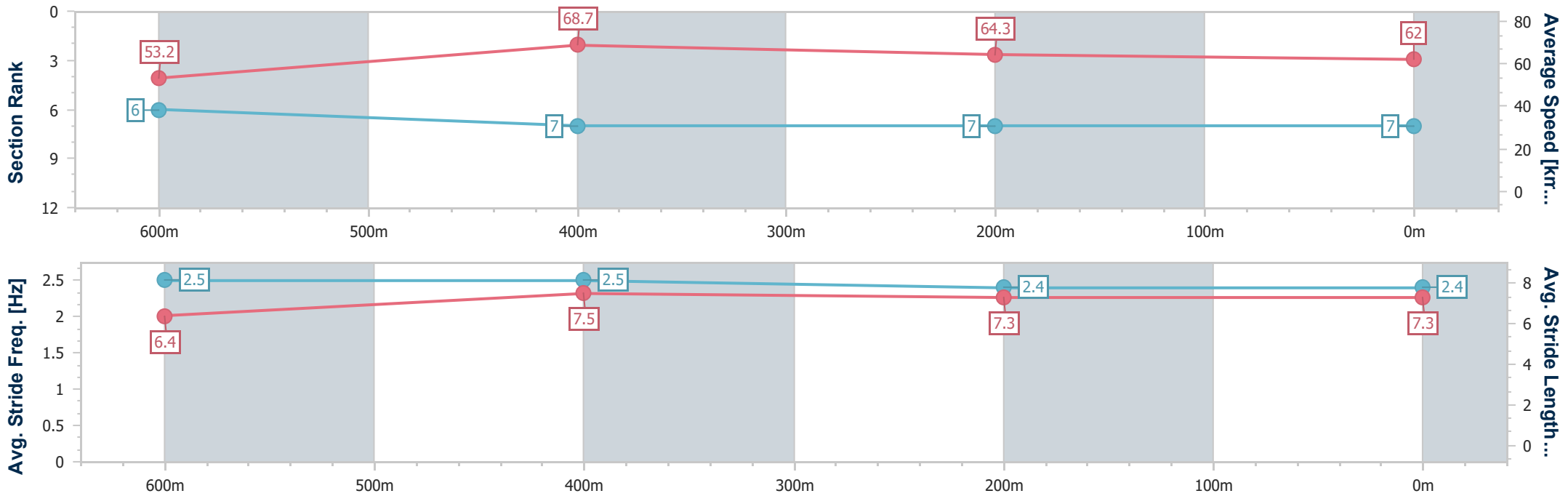
Race 1: TAB Maiden Plate - 800m

05 February 2025 - 14:13



Track Rating: Soft 5, Weather: Overcast, Rail Position: +3.5m Entire

Section	Overall	600m	400m	200m
Section Times	0:46.99 [7] (0:13.52)	0:33.47 [6] (0:10.63)	0:22.84 [7] (0:11.23)	0:11.61 [7] (0:11.61)
Average Speed [km/h]	53.2	68.7	64.3	62.0
Top Speed [km/h]	69.6	70.0	66.7	63.3
Avg. Dist. to Rail [m]	8.3	4.4	1.5	3.0
Avg. Stride Freq. [Hz]	2.5	2.5	2.4	2.4
Avg. Stride Length [m]	6.4	7.5	7.3	7.3



- [ ] Ranking at each section and finish
- .-.- No data available at this section
- NA No data available





Horse/Jockey Name	Kick And Run
Final Rank	8
Fastest Section Time (Section)	0:10.89 (600m)
Top Speed [km/h] (Section)	66.9 (600m)
Race State	Finished



### Ipswich QLD Professional

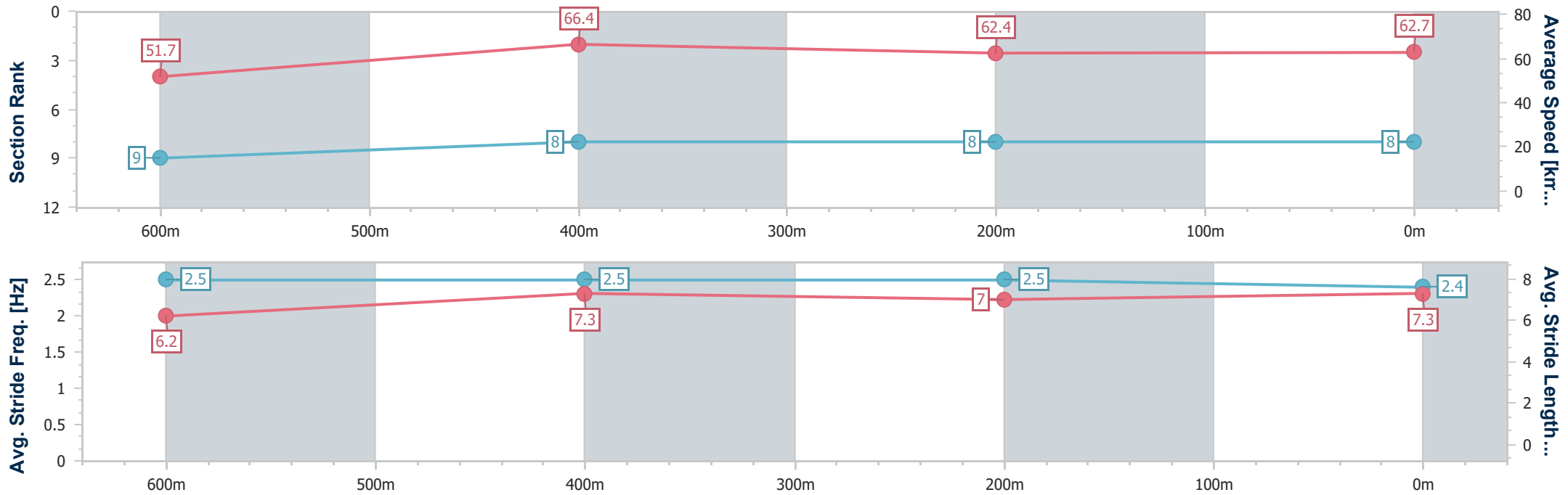
Race 1: TAB Maiden Plate - 800m

05 February 2025 - 14:13



Track Rating: Soft 5, Weather: Overcast, Rail Position: +3.5m Entire

Section	Overall	600m	400m	200m
Section Times	0:47.85 [8] (0:13.94)	0:33.91 [9] (0:10.89)	0:23.02 [8] (0:11.53)	0:11.49 [8] (0:11.49)
Average Speed [km/h]	51.7	66.4	62.4	62.7
Top Speed [km/h]	66.6	66.9	65.0	64.4
Avg. Dist. to Rail [m]	8.6	2.7	0.8	2.6
Avg. Stride Freq. [Hz]	2.5	2.5	2.5	2.4
Avg. Stride Length [m]	6.2	7.3	7.0	7.3



- [ ] Ranking at each section and finish
- .-.- No data available at this section
- NA No data available



Horse/Jockey Name	Ella De Aur
Final Rank	9
Fastest Section Time (Section)	0:11.41 (600m)
Top Speed [km/h] (Section)	66.7 (Overall)
Race State	Finished



### Ipswich QLD Professional

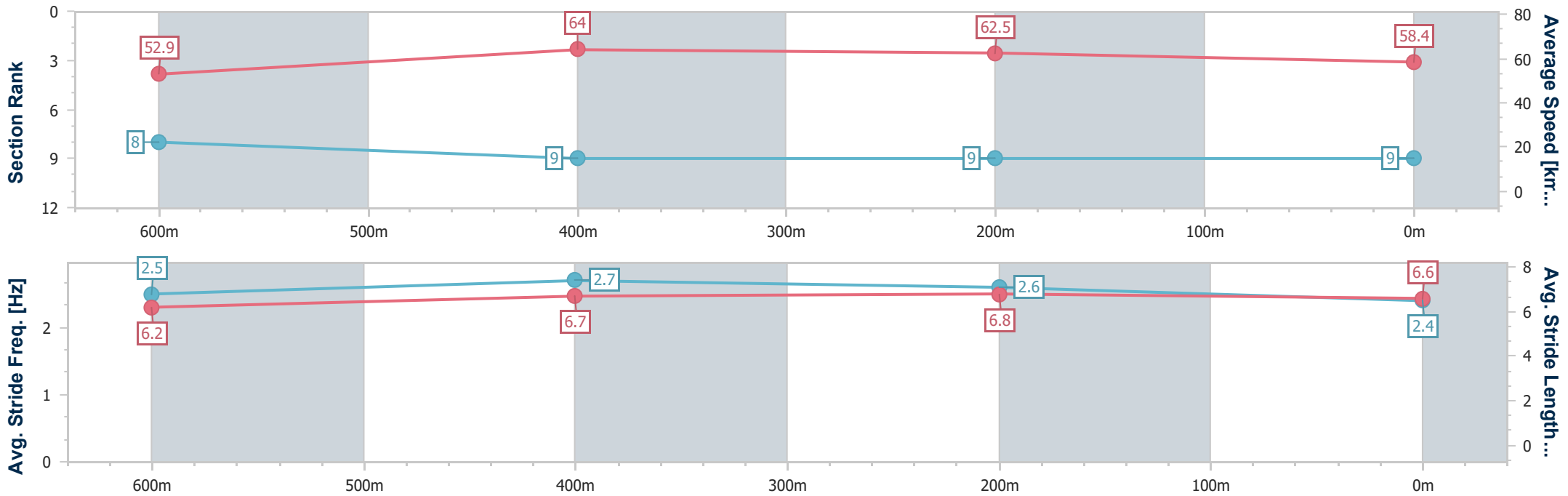
Race 1: TAB Maiden Plate - 800m

05 February 2025 - 14:13



Track Rating: Soft 5, Weather: Overcast, Rail Position: +3.5m Entire

Section	Overall	600m	400m	200m
Section Times	0:48.98 [9] (0:13.62)	0:35.36 [8] (0:11.41)	0:23.95 [9] (0:11.64)	0:12.31 [9] (0:12.31)
Average Speed [km/h]	52.9	64.0	62.5	58.4
Top Speed [km/h]	66.7	65.0	63.0	62.8
Avg. Dist. to Rail [m]	9.5	5.7	3.0	4.9
Avg. Stride Freq. [Hz]	2.5	2.7	2.6	2.4
Avg. Stride Length [m]	6.2	6.7	6.8	6.6



- [ ] Ranking at each section and finish
- .-.- No data available at this section
- NA No data available

Track Rating: Soft 6, Weather: Overcast, Rail Position: +3.5m Entire

Section													Last 600m				
Field Times													0:35.31				
	Overall	1000m	800m	600m	400m	200m											
	1:12.83 (0:13.71)	0:59.12 (0:11.71)	0:47.41 (0:12.10)	0:35.31 (0:12.06)	0:23.25 (0:11.59)	0:11.66 (0:11.66)											
Rank	TAB	Horse/Jockey	Barrier	Top Speed [km/h]	Fastest Section											Margin	Distance Travelled [m]
1	6	DECEITFUL MISS Georgina Cartwright	7	64.8 400m	0:11.34 400m	1:12.83 [1] (0:14.07)	0:58.76 [6] (0:11.81)	0:46.95 [6] (0:12.21)	0:34.74 [6] (0:11.99)	0:22.75 [5] (0:11.34)	0:11.41 [2] (0:11.41)	1:12.83	0:34.74				
2	5	COOL MOON Andrew Mallyon	1	65.4 Overall	0:11.59 400m	1:13.02 [2] (0:13.71)	0:59.31 [1] (0:11.71)	0:47.60 [1] (0:12.10)	0:35.50 [1] (0:12.06)	0:23.44 [1] (0:11.59)	0:11.85 [1] (0:11.85)	1.11L	0:35.50	-1			
3	4	AUSTRALASIA Samantha Collett	4	65.5 Overall	0:11.62 400m	1:13.32 [3] (0:13.97)	0:59.35 [5] (0:11.69)	0:47.66 [4] (0:12.12)	0:35.54 [3] (0:12.05)	0:23.49 [3] (0:11.62)	0:11.87 [3] (0:11.87)	2.89L	0:35.54	-1			
4	2	NOTTINGTON PRINCE Ryan Maloney	8	63.8 Overall	0:11.78 400m	1:13.52 [4] (0:13.78)	0:59.74 [3] (0:11.88)	0:47.86 [3] (0:12.20)	0:35.66 [4] (0:12.06)	0:23.60 [4] (0:11.78)	0:11.82 [4] (0:11.82)	4.04L	0:35.66	+4			
5	7	MAKING EYES Angela Jones	3	64.2 1000m	0:11.75 1000m	1:13.91 [5] (0:13.73)	1:00.18 [2] (0:11.75)	0:48.43 [2] (0:12.16)	0:36.27 [2] (0:12.10)	0:24.17 [2] (0:11.98)	0:12.19 [5] (0:12.19)	6.34L	0:36.27	+3			
6	8	MISHANI STELLER Cejay Graham	2	63.8 1000m	0:11.77 1000m	1:14.17 [6] (0:13.97)	1:00.20 [4] (0:11.77)	0:48.43 [5] (0:12.28)	0:36.15 [5] (0:12.10)	0:24.05 [6] (0:11.84)	0:12.21 [6] (0:12.21)	7.83L	0:36.15	+2			
7	1	NASIRON Hannah Richardson	5	63.0 1000m	0:11.76 400m	1:14.36 [7] (0:14.31)	1:00.05 [7] (0:11.80)	0:48.25 [7] (0:12.37)	0:35.88 [7] (0:11.99)	0:23.89 [7] (0:11.76)	0:12.13 [7] (0:12.13)	9L	0:35.88	+4			

Scratched: Up Over'n Gone (#3), Sensei's Surprise (#9)



Horse/Jockey Name	Deceitful Miss
Final Rank	1
Fastest Section Time (Section)	0:11.34 (400m)
Top Speed [km/h] (Section)	64.8 (400m)
Race State	Finished



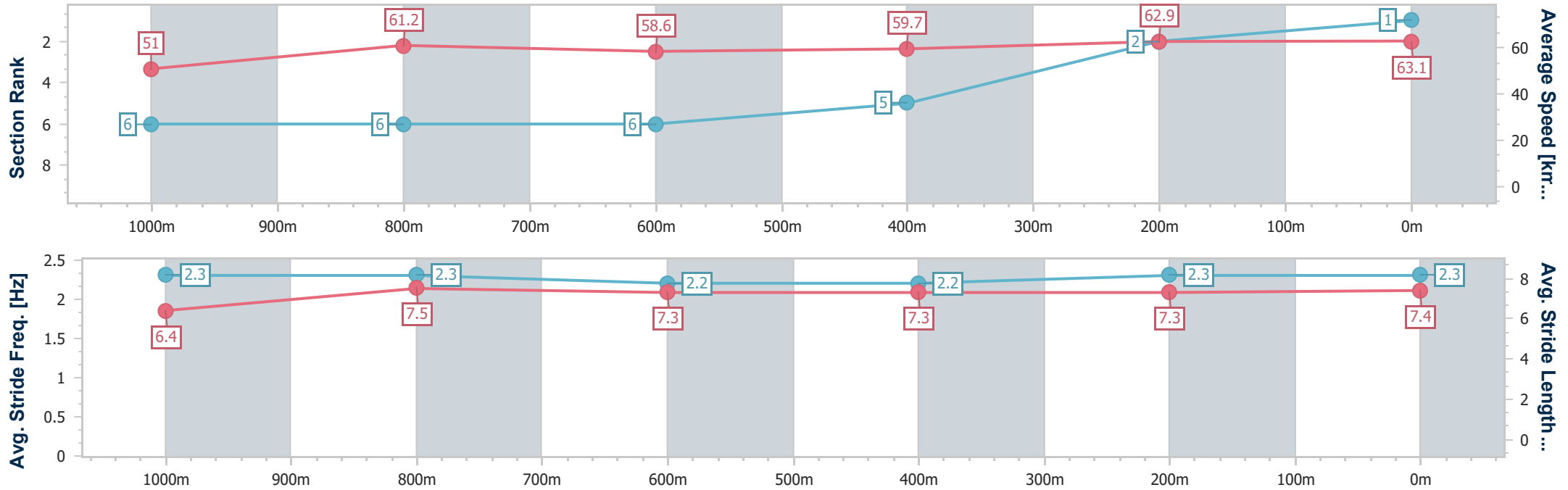
Ipswich QLD Professional  
 Race 2: GREAT NORTHERN QTIS Two-Year-Old Maiden Plate - 1200m



05 February 2025 - 14:48

Track Rating: Soft 6, Weather: Overcast, Rail Position: +3.5m Entire

Section	Overall	1000m	800m	600m	400m	200m
Section Times	1:12.83 [1] (0:14.07)	0:58.76 [6] (0:11.81)	0:46.95 [6] (0:12.21)	0:34.74 [6] (0:11.99)	0:22.75 [5] (0:11.34)	0:11.41 [2] (0:11.41)
Average Speed [km/h]	51.0	61.2	58.6	59.7	62.9	63.1
Top Speed [km/h]	61.9	63.4	59.9	61.8	64.8	64.7
Avg. Dist. to Rail [m]	4.9	0.8	1.2	1.5	1.7	0.4
Avg. Stride Freq. [Hz]	2.3	2.3	2.2	2.2	2.3	2.3
Avg. Stride Length [m]	6.4	7.5	7.3	7.3	7.3	7.4



- [ ] Ranking at each section and finish
- .-.- No data available at this section
- NA No data available



Horse/Jockey Name	Cool Moon
Final Rank	2
Fastest Section Time (Section)	0:11.59 (400m)
Top Speed [km/h] (Section)	65.4 (Overall)
Race State	Finished



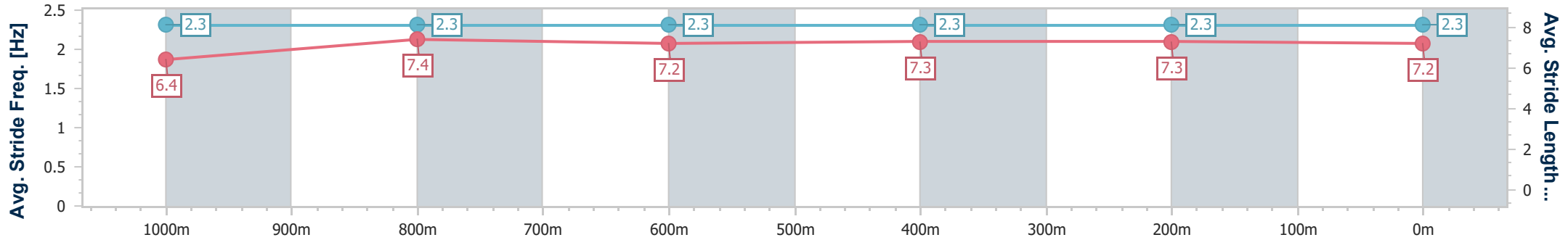
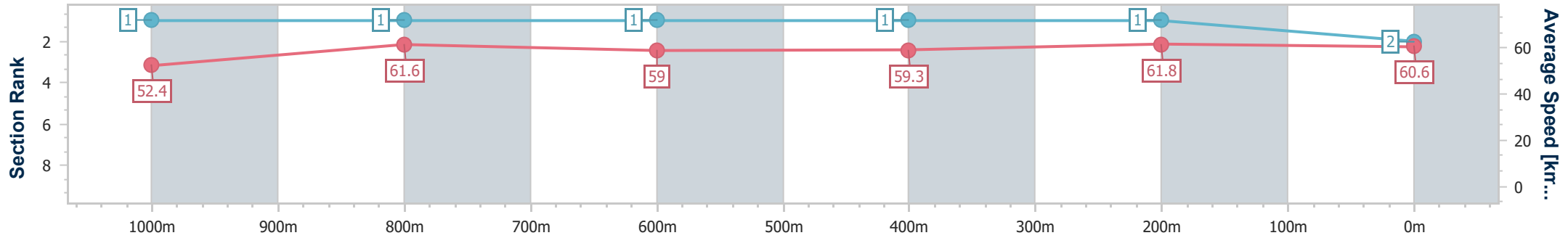
Ipswich QLD Professional  
Race 2: GREAT NORTHERN QTIS Two-Year-Old Maiden Plate - 1200m



05 February 2025 - 14:48

Track Rating: Soft 6, Weather: Overcast, Rail Position: +3.5m Entire

Section	Overall	1000m	800m	600m	400m	200m
Section Times	1:13.02 [2] (0:13.71)	0:59.31 [1] (0:11.71)	0:47.60 [1] (0:12.10)	0:35.50 [1] (0:12.06)	0:23.44 [1] (0:11.59)	0:11.85 [1] (0:11.85)
Average Speed [km/h]	52.4	61.6	59.0	59.3	61.8	60.6
Top Speed [km/h]	65.4	65.0	59.6	60.3	63.0	62.8
Avg. Dist. to Rail [m]	0.8	0.8	1.9	1.7	1.5	1.1
Avg. Stride Freq. [Hz]	2.3	2.3	2.3	2.3	2.3	2.3
Avg. Stride Length [m]	6.4	7.4	7.2	7.3	7.3	7.2



- [ ] Ranking at each section and finish
- .-.- No data available at this section
- NA No data available



Horse/Jockey Name	Australasia
Final Rank	3
Fastest Section Time (Section)	0:11.62 (400m)
Top Speed [km/h] (Section)	65.5 (Overall)
Race State	Finished



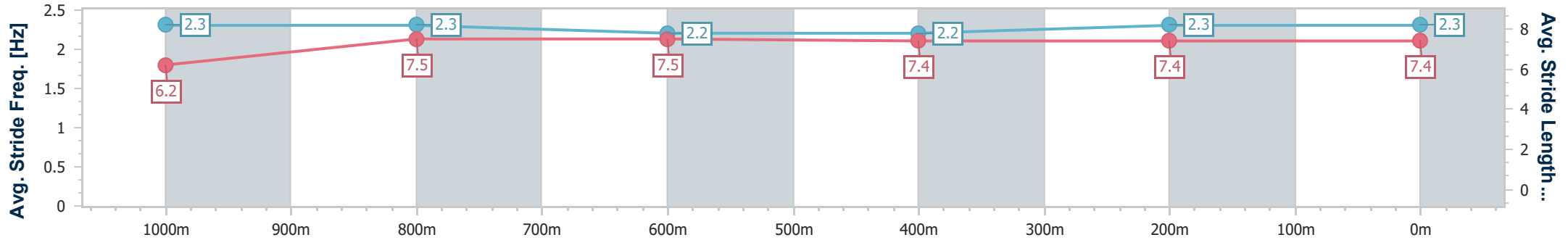
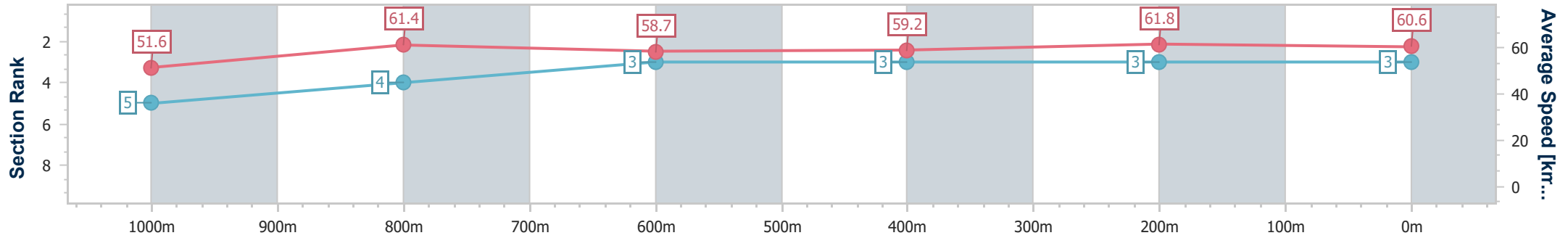
Ipswich QLD Professional  
 Race 2: GREAT NORTHERN QTIS Two-Year-Old Maiden Plate - 1200m



05 February 2025 - 14:48

Track Rating: Soft 6, Weather: Overcast, Rail Position: +3.5m Entire

Section	Overall	1000m	800m	600m	400m	200m
Section Times	1:13.32 [3] (0:13.97)	0:59.35 [5] (0:11.69)	0:47.66 [4] (0:12.12)	0:35.54 [3] (0:12.05)	0:23.49 [3] (0:11.62)	0:11.87 [3] (0:11.87)
Average Speed [km/h]	51.6	61.4	58.7	59.2	61.8	60.6
Top Speed [km/h]	65.5	64.7	59.9	60.6	62.6	62.3
Avg. Dist. to Rail [m]	1.5	1.8	2.4	2.0	0.9	1.1
Avg. Stride Freq. [Hz]	2.3	2.3	2.2	2.2	2.3	2.3
Avg. Stride Length [m]	6.2	7.5	7.5	7.4	7.4	7.4



- [ ] Ranking at each section and finish
- .-.- No data available at this section
- NA No data available



Horse/Jockey Name	Nottingham Prince
Final Rank	4
Fastest Section Time (Section)	0:11.78 (400m)
Top Speed [km/h] (Section)	63.8 (Overall)
Race State	Finished



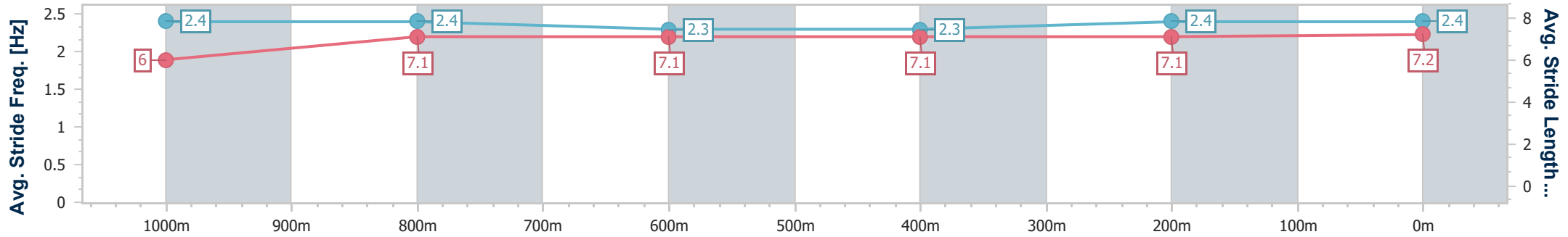
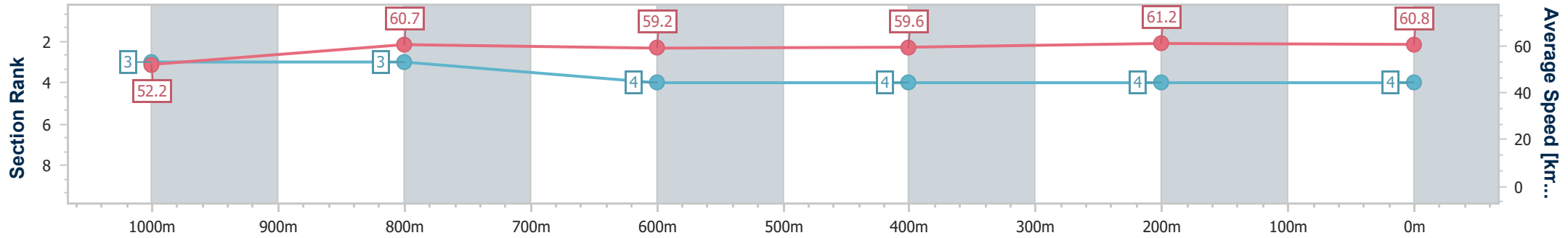
Ipswich QLD Professional  
 Race 2: GREAT NORTHERN QTIS Two-Year-Old Maiden Plate - 1200m



05 February 2025 - 14:48

Track Rating: Soft 6, Weather: Overcast, Rail Position: +3.5m Entire

Section	Overall	1000m	800m	600m	400m	200m
Section Times	1:13.52 [4] (0:13.78)	0:59.74 [3] (0:11.88)	0:47.86 [3] (0:12.20)	0:35.66 [4] (0:12.06)	0:23.60 [4] (0:11.78)	0:11.82 [4] (0:11.82)
Average Speed [km/h]	52.2	60.7	59.2	59.6	61.2	60.8
Top Speed [km/h]	63.8	62.9	59.9	61.5	62.3	62.6
Avg. Dist. to Rail [m]	6.6	1.6	0.4	0.4	1.0	2.5
Avg. Stride Freq. [Hz]	2.4	2.4	2.3	2.3	2.4	2.4
Avg. Stride Length [m]	6.0	7.1	7.1	7.1	7.1	7.2



- [ ] Ranking at each section and finish
- .-.- No data available at this section
- NA No data available



Horse/Jockey Name	Making Eyes
Final Rank	5
Fastest Section Time (Section)	0:11.75 (1000m)
Top Speed [km/h] (Section)	64.2 (1000m)
Race State	Finished



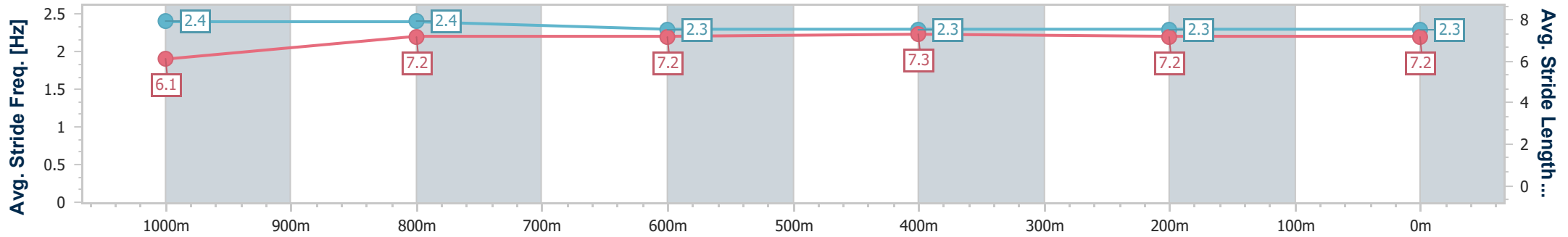
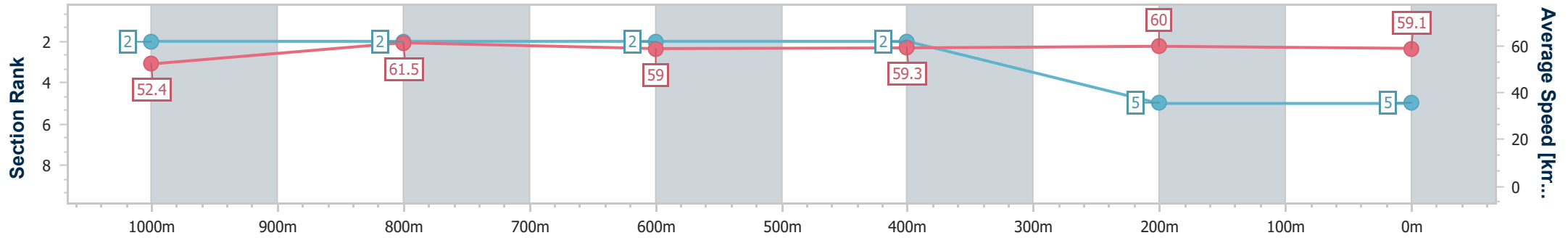
Ipswich QLD Professional  
 Race 2: GREAT NORTHERN QTIS Two-Year-Old Maiden Plate - 1200m



05 February 2025 - 14:48

Track Rating: Soft 6, Weather: Overcast, Rail Position: +3.5m Entire

Section	Overall	1000m	800m	600m	400m	200m
Section Times	1:13.91 [5] (0:13.73)	1:00.18 [2] (0:11.75)	0:48.43 [2] (0:12.16)	0:36.27 [2] (0:12.10)	0:24.17 [2] (0:11.98)	0:12.19 [5] (0:12.19)
Average Speed [km/h]	52.4	61.5	59.0	59.3	60.0	59.1
Top Speed [km/h]	64.2	64.2	59.5	60.4	60.6	60.0
Avg. Dist. to Rail [m]	3.2	0.6	0.9	1.1	1.2	0.7
Avg. Stride Freq. [Hz]	2.4	2.4	2.3	2.3	2.3	2.3
Avg. Stride Length [m]	6.1	7.2	7.2	7.3	7.2	7.2



- [ ] Ranking at each section and finish
- .-.- No data available at this section
- NA No data available





Horse/Jockey Name	Mishani Steller
Final Rank	6
Fastest Section Time (Section)	0:11.77 (1000m)
Top Speed [km/h] (Section)	63.8 (1000m)
Race State	Finished



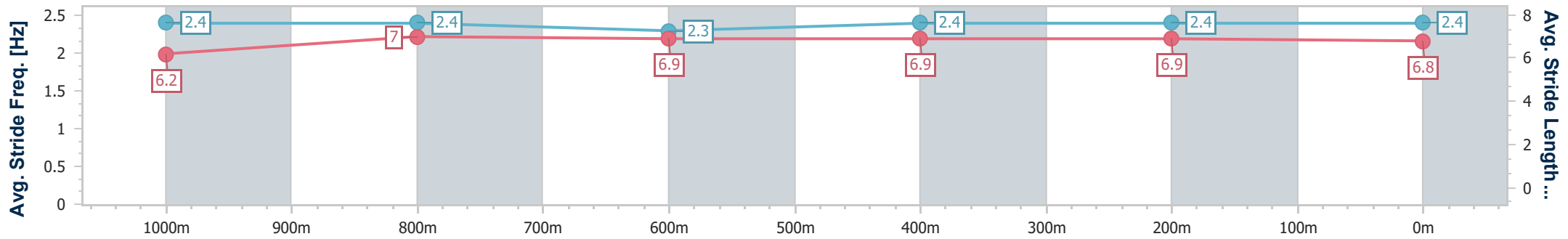
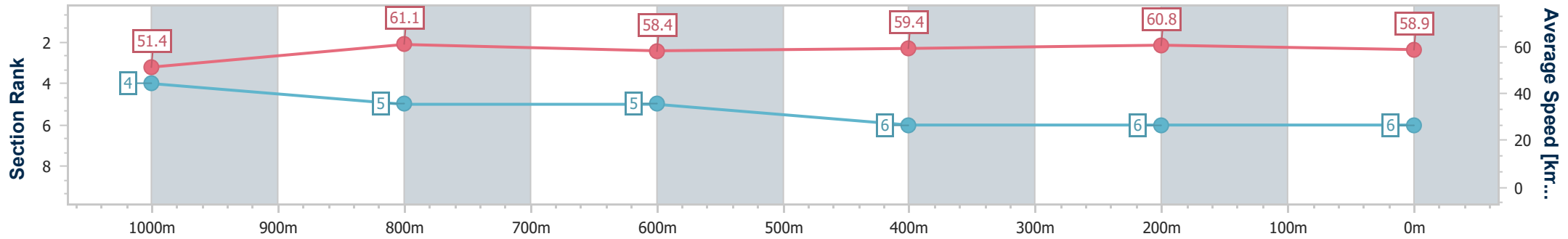
Ipswich QLD Professional  
 Race 2: GREAT NORTHERN QTIS Two-Year-Old Maiden Plate - 1200m



05 February 2025 - 14:48

Track Rating: Soft 6, Weather: Overcast, Rail Position: +3.5m Entire

Section	Overall	1000m	800m	600m	400m	200m
Section Times	1:14.17 [6] (0:13.97)	1:00.20 [4] (0:11.77)	0:48.43 [5] (0:12.28)	0:36.15 [5] (0:12.10)	0:24.05 [6] (0:11.84)	0:12.21 [6] (0:12.21)
Average Speed [km/h]	51.4	61.1	58.4	59.4	60.8	58.9
Top Speed [km/h]	63.7	63.8	59.5	60.6	61.4	60.0
Avg. Dist. to Rail [m]	1.6	0.4	1.5	0.8	1.7	3.4
Avg. Stride Freq. [Hz]	2.4	2.4	2.3	2.4	2.4	2.4
Avg. Stride Length [m]	6.2	7.0	6.9	6.9	6.9	6.8



- [ ] Ranking at each section and finish
- .-.- No data available at this section
- NA No data available



Horse/Jockey Name	Nasiron
Final Rank	7
Fastest Section Time (Section)	0:11.76 (400m)
Top Speed [km/h] (Section)	63.0 (1000m)
Race State	Finished



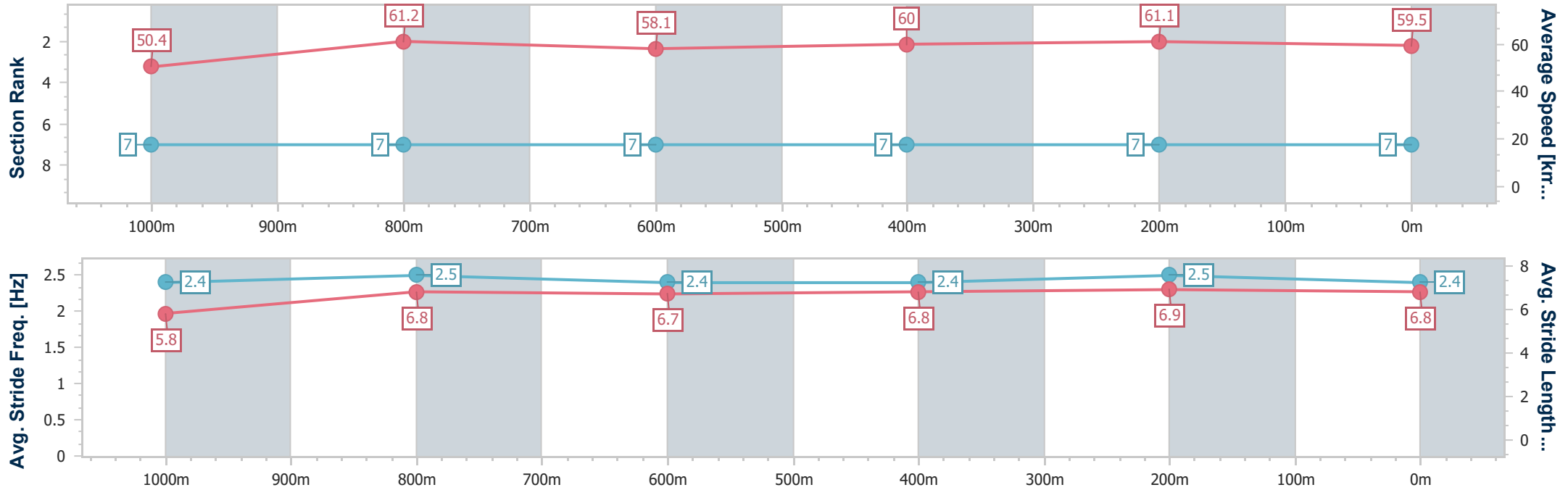
Ipswich QLD Professional  
Race 2: GREAT NORTHERN QTIS Two-Year-Old Maiden Plate - 1200m



05 February 2025 - 14:48

Track Rating: Soft 6, Weather: Overcast, Rail Position: +3.5m Entire

Section	Overall	1000m	800m	600m	400m	200m
Section Times	1:14.36 [7] (0:14.31)	1:00.05 [7] (0:11.80)	0:48.25 [7] (0:12.37)	0:35.88 [7] (0:11.99)	0:23.89 [7] (0:11.76)	0:12.13 [7] (0:12.13)
Average Speed [km/h]	50.4	61.2	58.1	60.0	61.1	59.5
Top Speed [km/h]	61.9	63.0	59.3	60.9	61.7	61.5
Avg. Dist. to Rail [m]	5.0	1.1	0.3	0.5	0.5	1.1
Avg. Stride Freq. [Hz]	2.4	2.5	2.4	2.4	2.5	2.4
Avg. Stride Length [m]	5.8	6.8	6.7	6.8	6.9	6.8



- [ ] Ranking at each section and finish
- .-.- No data available at this section
- NA No data available

# Ipswich QLD Professional

## Race 3: SCHWEPPE'S Maiden Handicap - 1350m

05 February 2025 - 15:23

Track Rating: Soft 6, Weather: Overcast, Rail Position: +3.5m Entire

Section												Last 600m	
Field Times		Overall	1200m	1000m	800m	600m	400m						
		1:20.92 (0:10.94)	1:09.98 (0:11.04)	0:58.94 (0:11.53)	0:47.41 (0:11.99)	0:35.42 (0:12.03)	0:23.39 (0:11.75)						0:35.42
Rank	TAB	Horse/Jockey	Barrier	Top Speed [km/h]	Fastest Section	Overall	1200m	1000m	800m	600m	400m	Last 600m	Distance Travelled [m]
1	8	PELE PRINCESS Vlad Duric	7	66.0 200m	0:11.19 400m	1:20.92 [1] (0:11.86)	1:09.06 [10] (0:11.47)	0:57.59 [10] (0:11.48)	0:46.11 [9] (0:11.87)	0:34.24 [9] (0:11.60)	0:22.64 [7] (0:11.19)	0:34.24	
2	3	NINJITZOU Ryan Maloney	10	65.9 1200m	0:10.94 Overall	1:21.27 [2] (0:10.94)	1:10.33 [1] (0:11.04)	0:59.29 [1] (0:11.53)	0:47.76 [1] (0:11.99)	0:35.77 [1] (0:12.03)	0:23.74 [1] (0:11.75)	0:35.77	-5
3	7	MAN OF THE TOWN Georgina Cartwright	4	64.9 1200m	0:11.19 1200m	1:21.36 [3] (0:11.28)	1:10.08 [4] (0:11.19)	0:58.89 [4] (0:11.54)	0:47.35 [4] (0:11.82)	0:35.53 [4] (0:11.83)	0:23.70 [3] (0:11.81)	0:35.53	+0
4	10	LIPAROTA Cejay Graham	3	64.2 1000m	0:11.36 Overall	1:21.82 [4] (0:11.36)	1:10.46 [6] (0:11.42)	0:59.04 [6] (0:11.49)	0:47.55 [5] (0:11.86)	0:35.69 [5] (0:11.85)	0:23.84 [5] (0:11.84)	0:35.69	+0
5	2	HE'S A SAINT Andrew Mallyon	8	63.6 1000m	0:11.49 1200m	1:22.31 [5] (0:11.57)	1:10.74 [8] (0:11.49)	0:59.25 [8] (0:11.49)	0:47.76 [8] (0:11.86)	0:35.90 [7] (0:11.80)	0:24.10 [6] (0:11.88)	0:35.90	-3
6	5	TAJALAT James Orman	5	65.2 Overall	0:11.11 Overall	1:22.52 [6] (0:11.11)	1:11.41 [2] (0:11.14)	1:00.27 [3] (0:11.50)	0:48.77 [3] (0:11.98)	0:36.79 [3] (0:12.05)	0:24.74 [4] (0:11.97)	0:36.79	-5
7	4	SEXY TIME Emily Lang	6	66.3 1200m	0:10.99 1200m	1:22.57 [7] (0:11.15)	1:11.42 [3] (0:10.99)	1:00.43 [2] (0:11.49)	0:48.94 [2] (0:11.96)	0:36.98 [2] (0:12.07)	0:24.91 [2] (0:12.18)	0:36.98	-1
8	12	FREYA'S MAGIC Nozi Tomizawa	9	63.1 1200m	0:11.58 Overall	1:23.20 [8] (0:11.58)	1:11.62 [9] (0:11.69)	0:59.93 [9] (0:11.60)	0:48.33 [10] (0:12.04)	0:36.29 [10] (0:12.09)	0:24.20 [10] (0:12.14)	0:36.29	-1
9	6	DAUNTING INSTINCT Paul Hamblin	2	64.3 1200m	0:11.30 Overall	1:23.85 [9] (0:11.30)	1:12.55 [5] (0:11.34)	1:01.21 [5] (0:11.66)	0:49.55 [6] (0:12.07)	0:37.48 [6] (0:12.22)	0:25.26 [9] (0:12.39)	0:37.48	-5
10	1	BOULEVARD BOY Luke Dempsey	1	63.4 1200m	0:11.39 Overall	1:23.92 [10] (0:11.39)	1:12.53 [7] (0:11.42)	1:01.11 [7] (0:11.66)	0:49.45 [7] (0:12.08)	0:37.37 [8] (0:12.01)	0:25.36 [8] (0:12.35)	0:37.37	-4

Scratched: Dare I Say (#11), Avior (#9)



# Ipswich QLD Professional

## Race 3: SCHWEPPE'S Maiden Handicap - 1350m

05 February 2025 - 15:23



Track Rating: Soft 6, Weather: Overcast, Rail Position: +3.5m Entire

Section				200m				Last 600m	
Field Times				0:11.64 (0:11.64)				0:35.42	
Rank	TAB	Horse/Jockey	Barrier	Top Speed [km/h]	Fastest Section	Margin			Distance Travelled [m]
1	8	<b>PELE PRINCESS</b> Vlad Duric	7	66.0 200m	0:11.19 400m	0:11.45 [2] (0:11.45)	1:20.92		0:34.24
2	3	<b>NINJITZOU</b> Ryan Maloney	10	65.9 1200m	0:10.94 Overall	0:11.99 [1] (0:11.99)	2.08L		0:35.77 -5
3	7	<b>MAN OF THE TOWN</b> Georgina Cartwright	4	64.9 1200m	0:11.19 1200m	0:11.89 [3] (0:11.89)	2.58L		0:35.53 +0
4	10	<b>LIPAROTA</b> Cejay Graham	3	64.2 1000m	0:11.36 Overall	0:12.00 [5] (0:12.00)	5.31L		0:35.69 +0
5	2	<b>HE'S A SAINT</b> Andrew Mallyon	8	63.6 1000m	0:11.49 1200m	0:12.22 [7] (0:12.22)	8.16L		0:35.90 -3
6	5	<b>TAJALAT</b> James Orman	5	65.2 Overall	0:11.11 Overall	0:12.77 [4] (0:12.77)	9.44L		0:36.79 -5
7	4	<b>SEXY TIME</b> Emily Lang	6	66.3 1200m	0:10.99 1200m	0:12.73 [6] (0:12.73)	9.74L		0:36.98 -1
8	12	<b>FREYA'S MAGIC</b> Nozi Tomizawa	9	63.1 1200m	0:11.58 Overall	0:12.06 [10] (0:12.06)	13.39L		0:36.29 -1
9	6	<b>DAUNTING INSTINCT</b> Paul Hamblin	2	64.3 1200m	0:11.30 Overall	0:12.87 [9] (0:12.87)	17.21L		0:37.48 -5
10	1	<b>BOULEVARD BOY</b> Luke Dempsey	1	63.4 1200m	0:11.39 Overall	0:13.01 [8] (0:13.01)	17.67L		0:37.37 -4

Scratched: Dare I Say (#11), Avior (#9)

[ ] Ranking at each section and finish  
 -:-:- No data available at this section  
 NA No data available

SCN Saddle cloth number  
 DNF Did not finish  
 DNT Did not track



Horse/Jockey Name	Pele Princess
Final Rank	1
Fastest Section Time (Section)	0:11.19 (400m)
Top Speed [km/h] (Section)	66.0 (200m)
Race State	Finished



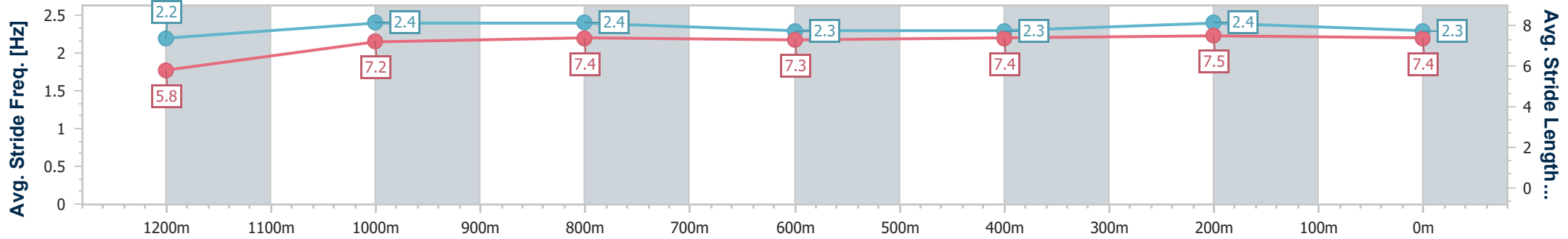
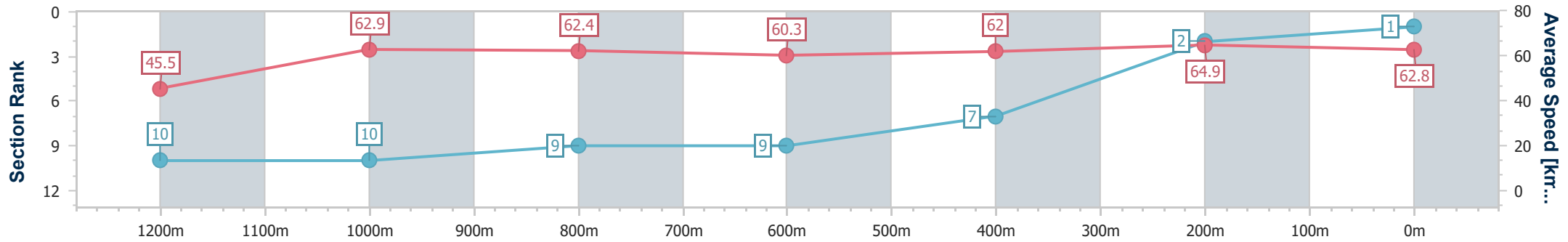
Ipswich QLD Professional  
Race 3: SCHWEPPE'S Maiden Handicap - 1350m



05 February 2025 - 15:23

Track Rating: Soft 6, Weather: Overcast, Rail Position: +3.5m Entire

Section	Overall	1200m	1000m	800m	600m	400m	200m
Section Times	1:20.92 [1] (0:11.86)	1:09.06 [10] (0:11.47)	0:57.59 [10] (0:11.48)	0:46.11 [9] (0:11.87)	0:34.24 [9] (0:11.60)	0:22.64 [7] (0:11.19)	0:11.45 [2] (0:11.45)
Average Speed [km/h]	45.5	62.9	62.4	60.3	62.0	64.9	62.8
Top Speed [km/h]	61.4	63.9	63.4	61.9	65.9	65.9	66.0
Avg. Dist. to Rail [m]	4.8	1.4	1.1	1.8	0.6	4.1	7.1
Avg. Stride Freq. [Hz]	2.2	2.4	2.4	2.3	2.3	2.4	2.3
Avg. Stride Length [m]	5.8	7.2	7.4	7.3	7.4	7.5	7.4



- [ ] Ranking at each section and finish
- .-.- No data available at this section
- NA No data available



Horse/Jockey Name	Ninjitrou
Final Rank	2
Fastest Section Time (Section)	0:10.94 (Overall)
Top Speed [km/h] (Section)	65.9 (1200m)
Race State	Finished



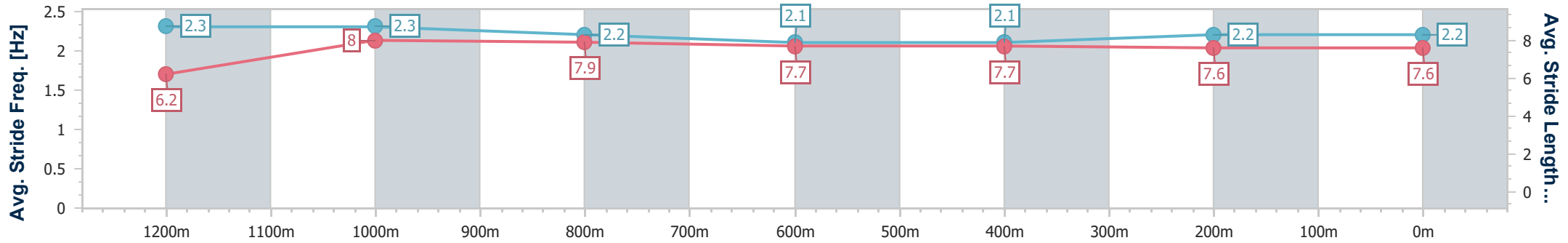
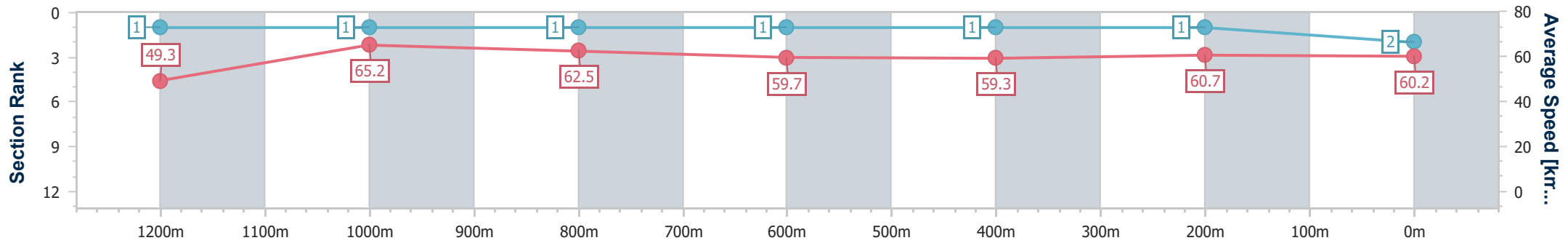
Ipswich QLD Professional  
Race 3: SCHWEPPE'S Maiden Handicap - 1350m



05 February 2025 - 15:23

Track Rating: Soft 6, Weather: Overcast, Rail Position: +3.5m Entire

Section	Overall	1200m	1000m	800m	600m	400m	200m
Section Times	1:21.27 [2] (0:10.94)	1:10.33 [1] (0:11.04)	0:59.29 [1] (0:11.53)	0:47.76 [1] (0:11.99)	0:35.77 [1] (0:12.03)	0:23.74 [1] (0:11.75)	0:11.99 [1] (0:11.99)
Average Speed [km/h]	49.3	65.2	62.5	59.7	59.3	60.7	60.2
Top Speed [km/h]	64.8	65.9	64.6	60.2	60.1	61.8	61.5
Avg. Dist. to Rail [m]	7.0	0.9	0.3	1.5	2.1	1.4	3.0
Avg. Stride Freq. [Hz]	2.3	2.3	2.2	2.1	2.1	2.2	2.2
Avg. Stride Length [m]	6.2	8.0	7.9	7.7	7.7	7.6	7.6



- [ ] Ranking at each section and finish
- .-.- No data available at this section
- NA No data available



Horse/Jockey Name	Man Of The Town
Final Rank	3
Fastest Section Time (Section)	0:11.19 (1200m)
Top Speed [km/h] (Section)	64.9 (1200m)
Race State	Finished



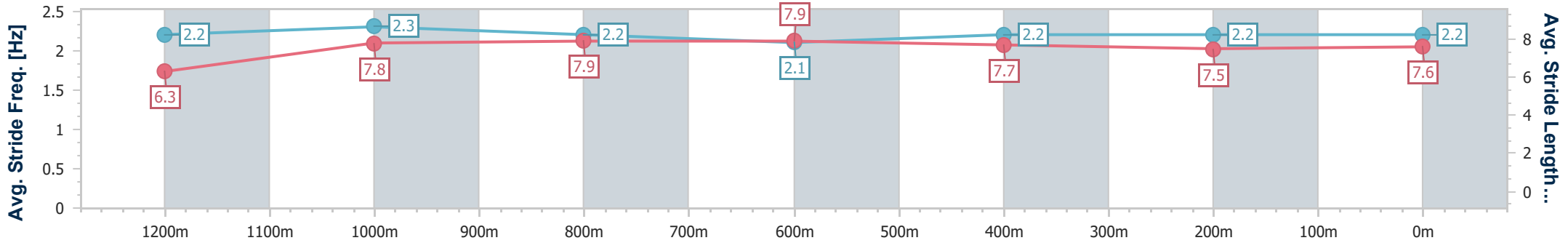
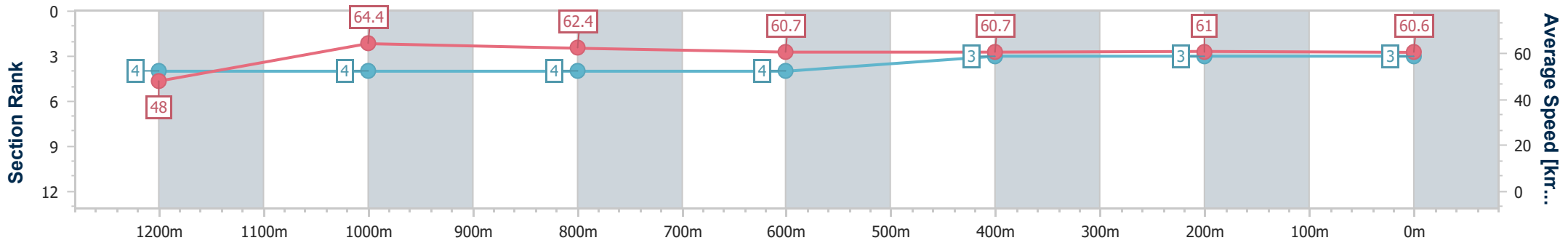
Ipswich QLD Professional  
Race 3: SCHWEPPE'S Maiden Handicap - 1350m



05 February 2025 - 15:23

Track Rating: Soft 6, Weather: Overcast, Rail Position: +3.5m Entire

Section	Overall	1200m	1000m	800m	600m	400m	200m
Section Times	1:21.36 [3] (0:11.28)	1:10.08 [4] (0:11.19)	0:58.89 [4] (0:11.54)	0:47.35 [4] (0:11.82)	0:35.53 [4] (0:11.83)	0:23.70 [3] (0:11.81)	0:11.89 [3] (0:11.89)
Average Speed [km/h]	48.0	64.4	62.4	60.7	60.7	61.0	60.6
Top Speed [km/h]	63.3	64.9	64.3	61.1	61.6	62.3	61.1
Avg. Dist. to Rail [m]	2.7	1.1	0.3	0.8	0.6	1.3	4.3
Avg. Stride Freq. [Hz]	2.2	2.3	2.2	2.1	2.2	2.2	2.2
Avg. Stride Length [m]	6.3	7.8	7.9	7.9	7.7	7.5	7.6



- [ ] Ranking at each section and finish
- .-.- No data available at this section
- NA No data available



Horse/Jockey Name	Liparota
Final Rank	4
Fastest Section Time (Section)	0:11.36 (Overall)
Top Speed [km/h] (Section)	64.2 (1000m)
Race State	Finished



### Ipswich QLD Professional

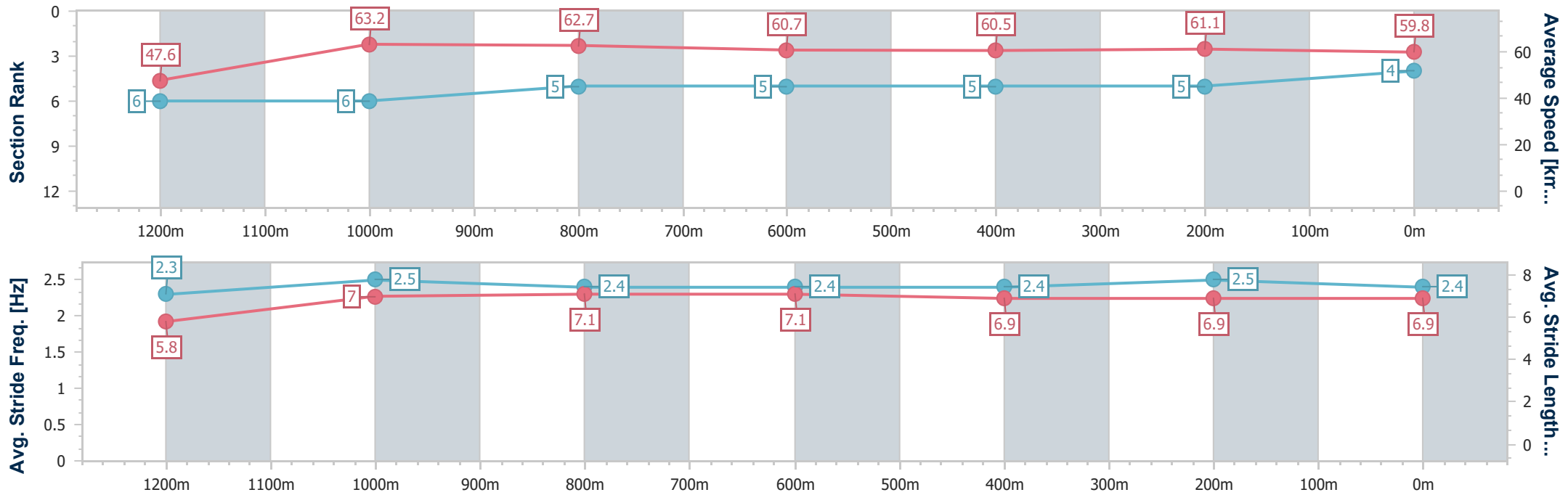
Race 3: SCHWEPPE'S Maiden Handicap - 1350m

05 February 2025 - 15:23



Track Rating: Soft 6, Weather: Overcast, Rail Position: +3.5m Entire

Section	Overall	1200m	1000m	800m	600m	400m	200m
Section Times	1:21.82 [4] (0:11.36)	1:10.46 [6] (0:11.42)	0:59.04 [6] (0:11.49)	0:47.55 [5] (0:11.86)	0:35.69 [5] (0:11.85)	0:23.84 [5] (0:11.84)	0:12.00 [5] (0:12.00)
Average Speed [km/h]	47.6	63.2	62.7	60.7	60.5	61.1	59.8
Top Speed [km/h]	61.5	64.1	64.2	60.9	61.2	61.5	61.1
Avg. Dist. to Rail [m]	2.1	1.2	0.4	0.4	0.5	1.5	2.9
Avg. Stride Freq. [Hz]	2.3	2.5	2.4	2.4	2.4	2.5	2.4
Avg. Stride Length [m]	5.8	7.0	7.1	7.1	6.9	6.9	6.9



- [ ] Ranking at each section and finish
- .-.- No data available at this section
- NA No data available





Horse/Jockey Name	He's A Saint
Final Rank	5
Fastest Section Time (Section)	0:11.49 (1200m)
Top Speed [km/h] (Section)	63.6 (1000m)
Race State	Finished



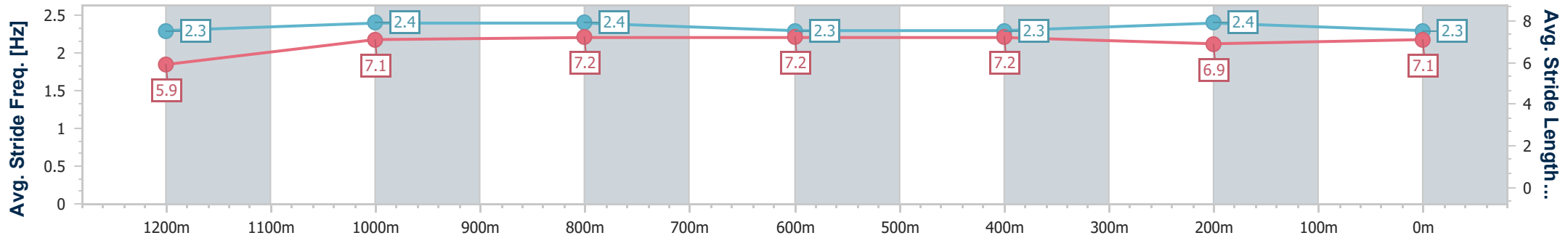
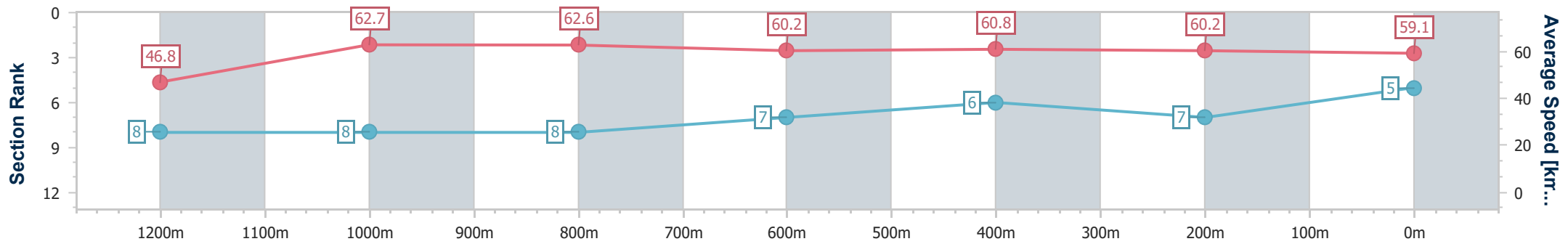
Ipswich QLD Professional  
Race 3: SCHWEPPE'S Maiden Handicap - 1350m



05 February 2025 - 15:23

Track Rating: Soft 6, Weather: Overcast, Rail Position: +3.5m Entire

Section	Overall	1200m	1000m	800m	600m	400m	200m
Section Times	1:22.31 [5] (0:11.57)	1:10.74 [8] (0:11.49)	0:59.25 [8] (0:11.49)	0:47.76 [8] (0:11.86)	0:35.90 [7] (0:11.80)	0:24.10 [6] (0:11.88)	0:12.22 [7] (0:12.22)
Average Speed [km/h]	46.8	62.7	62.6	60.2	60.8	60.2	59.1
Top Speed [km/h]	61.7	63.6	63.6	60.9	61.2	62.0	59.5
Avg. Dist. to Rail [m]	5.2	1.4	0.3	1.2	1.3	0.7	1.4
Avg. Stride Freq. [Hz]	2.3	2.4	2.4	2.3	2.3	2.4	2.3
Avg. Stride Length [m]	5.9	7.1	7.2	7.2	7.2	6.9	7.1



- [ ] Ranking at each section and finish
- .-.- No data available at this section
- NA No data available



Horse/Jockey Name	Tajalat
Final Rank	6
Fastest Section Time (Section)	0:11.11 (Overall)
Top Speed [km/h] (Section)	65.2 (Overall)
Race State	Finished



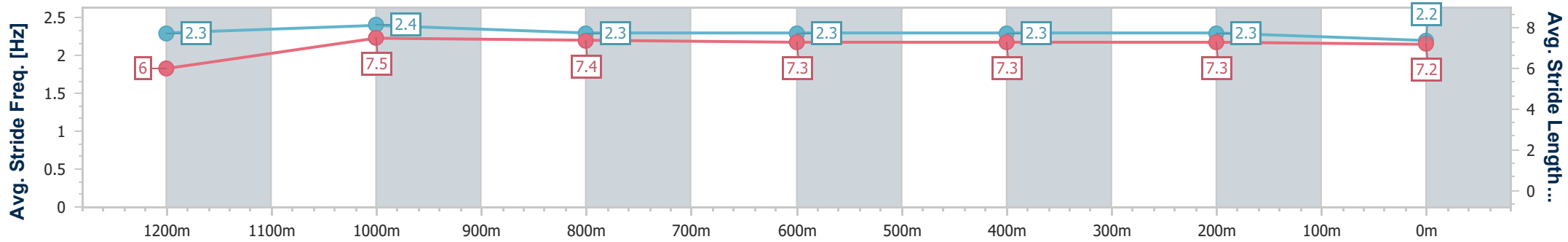
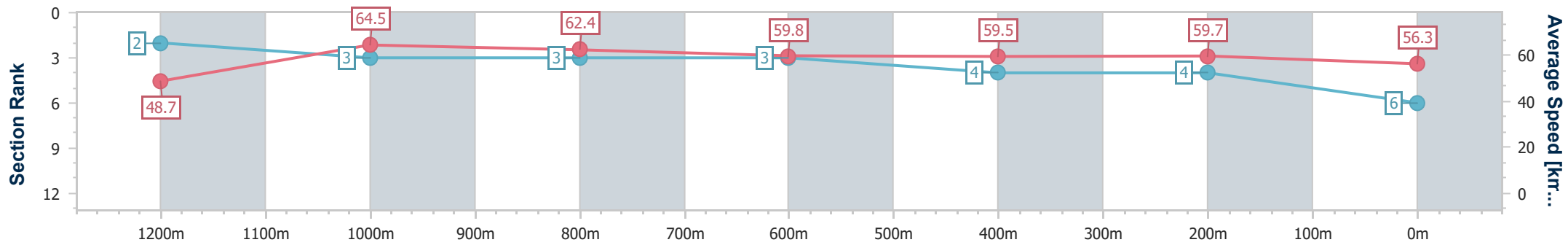
Ipswich QLD Professional  
Race 3: SCHWEPPE'S Maiden Handicap - 1350m



05 February 2025 - 15:23

Track Rating: Soft 6, Weather: Overcast, Rail Position: +3.5m Entire

Section	Overall	1200m	1000m	800m	600m	400m	200m
Section Times	1:22.52 [6] (0:11.11)	1:11.41 [2] (0:11.14)	1:00.27 [3] (0:11.50)	0:48.77 [3] (0:11.98)	0:36.79 [3] (0:12.05)	0:24.74 [4] (0:11.97)	0:12.77 [4] (0:12.77)
Average Speed [km/h]	48.7	64.5	62.4	59.8	59.5	59.7	56.3
Top Speed [km/h]	65.2	65.0	64.0	60.5	60.2	60.8	58.7
Avg. Dist. to Rail [m]	3.6	1.4	0.5	1.4	1.9	1.1	0.7
Avg. Stride Freq. [Hz]	2.3	2.4	2.3	2.3	2.3	2.3	2.2
Avg. Stride Length [m]	6.0	7.5	7.4	7.3	7.3	7.3	7.2



- [ ] Ranking at each section and finish
- .-.- No data available at this section
- NA No data available



Horse/Jockey Name	Sexy Time
Final Rank	7
Fastest Section Time (Section)	0:10.99 (1200m)
Top Speed [km/h] (Section)	66.3 (1200m)
Race State	Finished



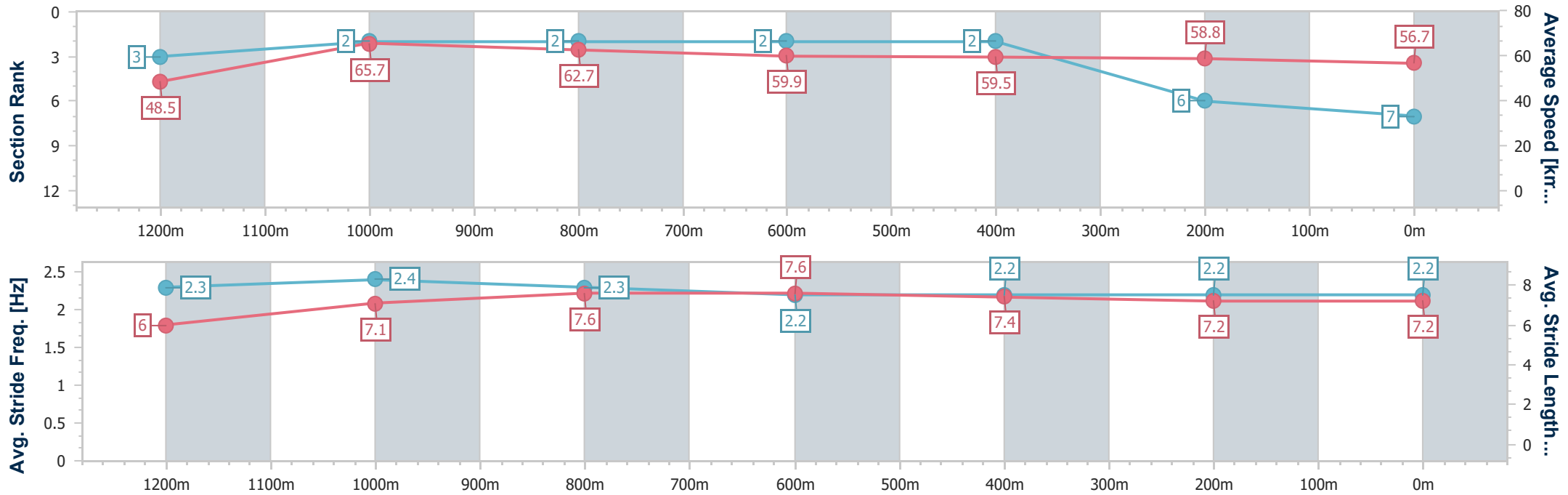
Ipswich QLD Professional  
Race 3: SCHWEPPE'S Maiden Handicap - 1350m



05 February 2025 - 15:23

Track Rating: Soft 6, Weather: Overcast, Rail Position: +3.5m Entire

Section	Overall	1200m	1000m	800m	600m	400m	200m
Section Times	1:22.57 [7] (0:11.15)	1:11.42 [3] (0:10.99)	1:00.43 [2] (0:11.49)	0:48.94 [2] (0:11.96)	0:36.98 [2] (0:12.07)	0:24.91 [2] (0:12.18)	0:12.73 [6] (0:12.73)
Average Speed [km/h]	48.5	65.7	62.7	59.9	59.5	58.8	56.7
Top Speed [km/h]	64.8	66.3	64.5	60.7	59.8	59.5	58.0
Avg. Dist. to Rail [m]	4.8	2.6	0.4	0.9	1.2	0.8	2.5
Avg. Stride Freq. [Hz]	2.3	2.4	2.3	2.2	2.2	2.2	2.2
Avg. Stride Length [m]	6.0	7.1	7.6	7.6	7.4	7.2	7.2



- [ ] Ranking at each section and finish
- .-.- No data available at this section
- NA No data available



Horse/Jockey Name	Freya's Magic
Final Rank	8
Fastest Section Time (Section)	0:11.58 (Overall)
Top Speed [km/h] (Section)	63.1 (1200m)
Race State	Finished



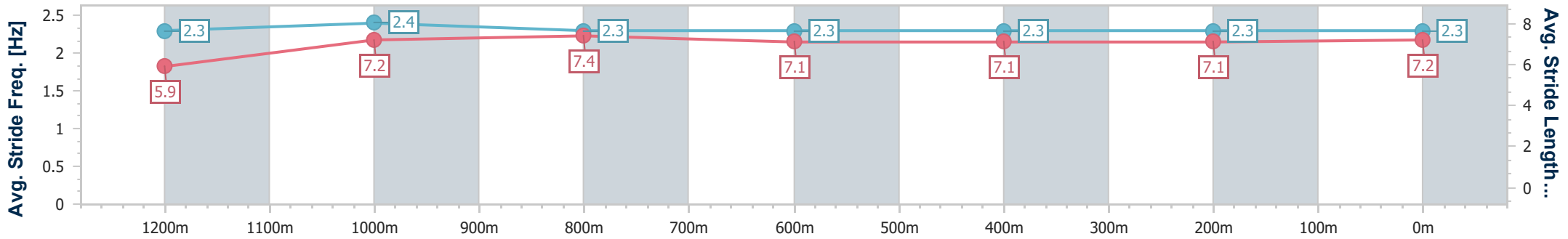
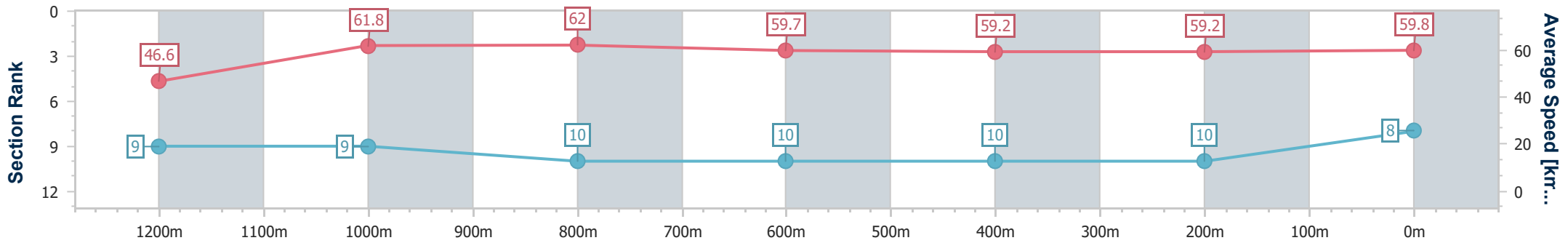
Ipswich QLD Professional  
Race 3: SCHWEPPE'S Maiden Handicap - 1350m



05 February 2025 - 15:23

Track Rating: Soft 6, Weather: Overcast, Rail Position: +3.5m Entire

Section	Overall	1200m	1000m	800m	600m	400m	200m
Section Times	1:23.20 [8] (0:11.58)	1:11.62 [9] (0:11.69)	0:59.93 [9] (0:11.60)	0:48.33 [10] (0:12.04)	0:36.29 [10] (0:12.09)	0:24.20 [10] (0:12.14)	0:12.06 [10] (0:12.06)
Average Speed [km/h]	46.6	61.8	62.0	59.7	59.2	59.2	59.8
Top Speed [km/h]	62.1	63.1	62.8	62.1	60.2	60.5	60.6
Avg. Dist. to Rail [m]	7.4	3.1	0.4	0.7	1.1	1.7	4.6
Avg. Stride Freq. [Hz]	2.3	2.4	2.3	2.3	2.3	2.3	2.3
Avg. Stride Length [m]	5.9	7.2	7.4	7.1	7.1	7.1	7.2



- [ ] Ranking at each section and finish
- .-.- No data available at this section
- NA No data available



Horse/Jockey Name	Daunting Instinct
Final Rank	9
Fastest Section Time (Section)	0:11.30 (Overall)
Top Speed [km/h] (Section)	64.3 (1200m)
Race State	Finished



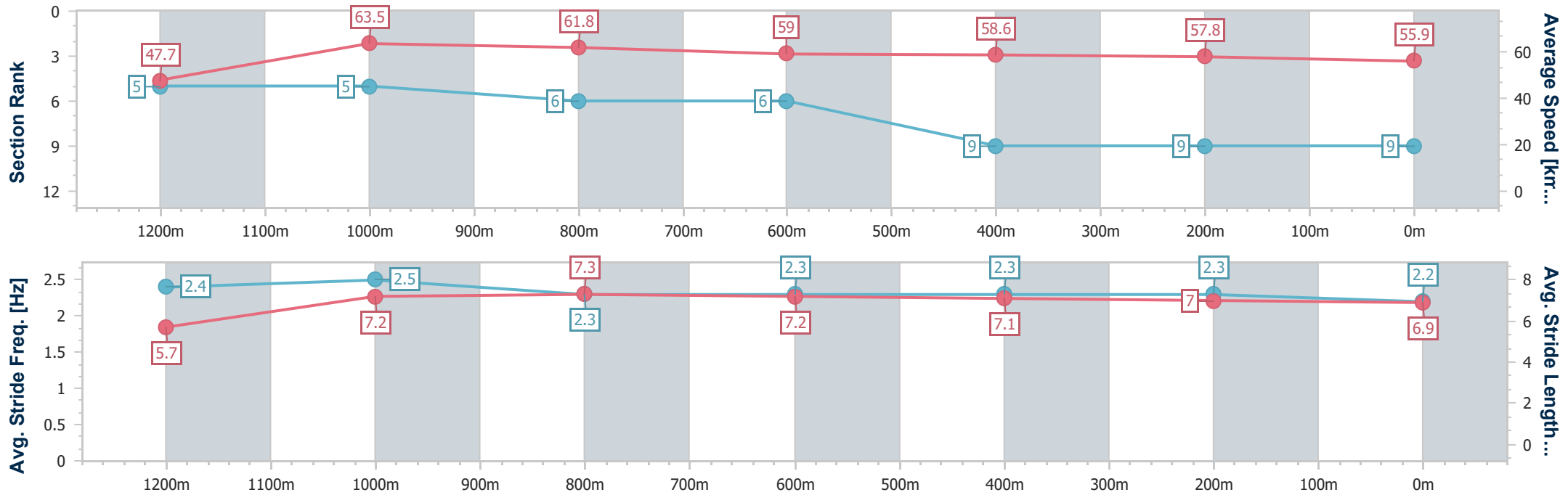
Ipswich QLD Professional  
Race 3: SCHWEPPE'S Maiden Handicap - 1350m



05 February 2025 - 15:23

Track Rating: Soft 6, Weather: Overcast, Rail Position: +3.5m Entire

Section	Overall	1200m	1000m	800m	600m	400m	200m
Section Times	1:23.85 [9] (0:11.30)	1:12.55 [5] (0:11.34)	1:01.21 [5] (0:11.66)	0:49.55 [6] (0:12.07)	0:37.48 [6] (0:12.22)	0:25.26 [9] (0:12.39)	0:12.87 [9] (0:12.87)
Average Speed [km/h]	47.7	63.5	61.8	59.0	58.6	57.8	55.9
Top Speed [km/h]	62.8	64.3	62.5	60.5	60.1	58.6	58.8
Avg. Dist. to Rail [m]	1.5	0.5	0.6	2.0	2.0	1.2	0.4
Avg. Stride Freq. [Hz]	2.4	2.5	2.3	2.3	2.3	2.3	2.2
Avg. Stride Length [m]	5.7	7.2	7.3	7.2	7.1	7.0	6.9



- [ ] Ranking at each section and finish
- .-.- No data available at this section
- NA No data available



Horse/Jockey Name	Boulevard Boy
Final Rank	10
Fastest Section Time (Section)	0:11.39 (Overall)
Top Speed [km/h] (Section)	63.4 (1200m)
Race State	Finished



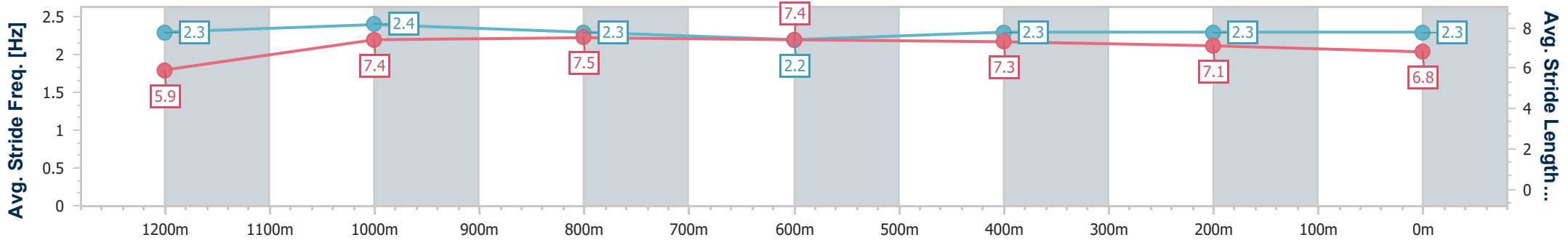
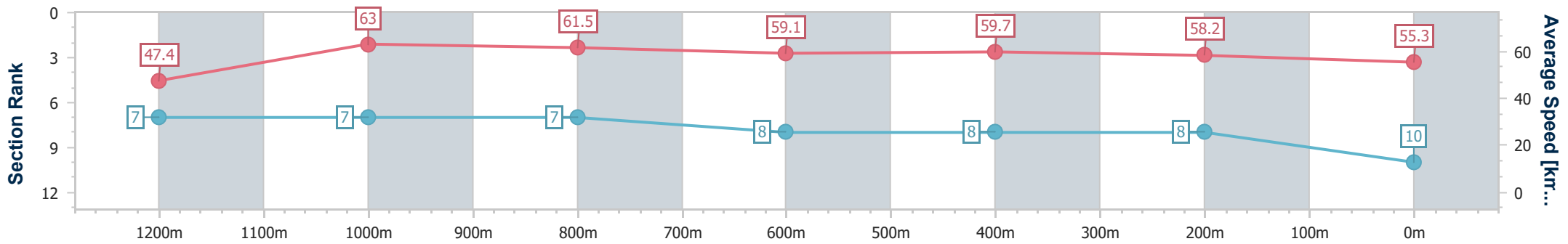
Ipswich QLD Professional  
Race 3: SCHWEPPE'S Maiden Handicap - 1350m



05 February 2025 - 15:23

Track Rating: Soft 6, Weather: Overcast, Rail Position: +3.5m Entire

Section	Overall	1200m	1000m	800m	600m	400m	200m
Section Times	1:23.92 [10] (0:11.39)	1:12.53 [7] (0:11.42)	1:01.11 [7] (0:11.66)	0:49.45 [7] (0:12.08)	0:37.37 [8] (0:12.01)	0:25.36 [8] (0:12.35)	0:13.01 [8] (0:13.01)
Average Speed [km/h]	47.4	63.0	61.5	59.1	59.7	58.2	55.3
Top Speed [km/h]	62.4	63.4	63.0	60.4	60.1	59.5	58.0
Avg. Dist. to Rail [m]	1.0	0.5	1.1	2.0	1.4	0.6	1.8
Avg. Stride Freq. [Hz]	2.3	2.4	2.3	2.2	2.3	2.3	2.3
Avg. Stride Length [m]	5.9	7.4	7.5	7.4	7.3	7.1	6.8



- [ ] Ranking at each section and finish
- .-.- No data available at this section
- NA No data available



**Ipswich QLD Professional**  
**Race 4: SEVEN NEWS Class 2 Handicap - 1680m**  
 05 February 2025 - 16:00



Track Rating: Soft 6, Weather: Overcast, Rail Position: +3.5m Entire

Section														
Field Times	Overall	1400m	1200m	1000m	800m	600m	400m	Last 600m						
	1:42.39 (0:18.37)	1:24.02 (0:11.75)	1:12.27 (0:12.06)	1:00.21 (0:12.25)	0:47.96 (0:12.20)	0:35.76 (0:11.86)	0:23.90 (0:11.85)	0:35.76						
Rank	TAB	Horse/Jockey	Barrier	Top Speed [km/h]	Fastest Section									Distance Travelled [m]
1	4	<b>WHO ORDERED DAFISH</b> Cody Collis	5	62.5	0:11.68	1:42.39 [1] (0:18.83)	1:23.56 [5] (0:11.97)	1:11.59 [5] (0:12.04)	0:59.55 [5] (0:12.26)	0:47.29 [6] (0:11.95)	0:35.34 [5] (0:11.68)	0:23.66 [4] (0:11.70)	0:35.34	
2	2	<b>GODZILLA</b> James Orman	7	63.9	0:11.54	1:42.49 [2] (0:18.87)	1:23.62 [6] (0:12.19)	1:11.43 [7] (0:12.04)	0:59.39 [7] (0:12.19)	0:47.20 [7] (0:11.97)	0:35.23 [7] (0:11.80)	0:23.43 [7] (0:11.54)	0:35.23	+4
3	6	<b>SHE'S GOT VEUVE</b> Samantha Collett	4	64.3	0:11.86	1:42.84 [3] (0:18.65)	1:24.19 [4] (0:11.88)	1:12.31 [4] (0:11.98)	1:00.33 [3] (0:12.19)	0:48.14 [3] (0:12.12)	0:36.02 [4] (0:11.87)	0:24.15 [3] (0:11.86)	0:36.02	-3
4	3	<b>SWEET PROPOSAL</b> Jag Guthmann-Chester	1	63.8	0:11.75	1:42.92 [4] (0:18.37)	1:24.55 [1] (0:11.75)	1:12.80 [1] (0:12.06)	1:00.74 [1] (0:12.25)	0:48.49 [1] (0:12.20)	0:36.29 [2] (0:11.86)	0:24.43 [1] (0:11.85)	0:36.29	-3
5	5	<b>THEBARBEROFSEVILLE</b> Cejay Graham	2	62.4	0:11.93	1:43.02 [5] (0:18.54)	1:24.48 [3] (0:11.93)	1:12.55 [3] (0:12.10)	1:00.45 [4] (0:12.20)	0:48.25 [4] (0:12.02)	0:36.23 [3] (0:11.95)	0:24.28 [5] (0:12.30)	0:36.23	+3
6	1	<b>ABLE SEAMAN</b> Angela Jones	3	63.9	0:11.79	1:43.05 [6] (0:18.42)	1:24.63 [2] (0:11.79)	1:12.84 [2] (0:12.11)	1:00.73 [2] (0:12.21)	0:48.52 [2] (0:12.10)	0:36.42 [1] (0:11.87)	0:24.55 [2] (0:11.92)	0:36.42	+2
7	8	<b>JAMAICAN MECRAZY</b> Emily Lang	8	66.5	0:11.78	1:43.07 [7] (0:19.28)	1:23.79 [8] (0:12.09)	1:11.70 [8] (0:12.03)	0:59.67 [8] (0:12.24)	0:47.43 [8] (0:11.91)	0:35.52 [8] (0:11.78)	0:23.74 [8] (0:11.84)	0:35.52	+3
8	7	<b>TWISTED MISTRESS</b> Jason Taylor	6	63.3	0:11.92	1:43.66 [8] (0:18.87)	1:24.79 [7] (0:11.98)	1:12.81 [6] (0:12.00)	1:00.81 [6] (0:12.19)	0:48.62 [5] (0:12.03)	0:36.59 [6] (0:11.92)	0:24.67 [6] (0:12.27)	0:36.59	+2

[ ] Ranking at each section and finish  
 -:-:- No data available at this section  
 NA No data available

SCN Saddle cloth number  
 DNF Did not finish  
 DNT Did not track



**Ipswich QLD Professional**  
**Race 4: SEVEN NEWS Class 2 Handicap - 1680m**  
 05 February 2025 - 16:00



Track Rating: Soft 6, Weather: Overcast, Rail Position: +3.5m Entire

Section				200m				Last 600m	
Field Times				0:12.05 (0:12.05)				0:35.76	
Rank	TAB	Horse/Jockey	Barrier	Top Speed [km/h]	Fastest Section	Margin			Distance Travelled [m]
1	4	<b>WHO ORDERED DAFISH</b> Cody Collis	5	62.5 Overall	0:11.68 600m	0:11.96 [3] (0:11.96)	1:42.39		0:35.34
2	2	<b>GODZILLA</b> James Orman	7	63.9 400m	0:11.54 400m	0:11.89 [5] (0:11.89)	0.62L		0:35.23 +4
3	6	<b>SHE'S GOT VEUVE</b> Samantha Collett	4	64.3 Overall	0:11.86 400m	0:12.29 [4] (0:12.29)	2.63L		0:36.02 -3
4	3	<b>SWEET PROPOSAL</b> Jag Guthmann-Chester	1	63.8 Overall	0:11.75 1400m	0:12.58 [1] (0:12.58)	3.13L		0:36.29 -3
5	5	<b>THEBARBEROFSEVILLE</b> Cejay Graham	2	62.4 Overall	0:11.93 1400m	0:11.98 [6] (0:11.98)	3.69L		0:36.23 +3
6	1	<b>ABLE SEAMAN</b> Angela Jones	3	63.9 Overall	0:11.79 1400m	0:12.63 [2] (0:12.63)	3.91L		0:36.42 +2
7	8	<b>JAMAICAN MECRAZY</b> Emily Lang	8	66.5 Overall	0:11.78 600m	0:11.90 [7] (0:11.90)	4L		0:35.52 +3
8	7	<b>TWISTED MISTRESS</b> Jason Taylor	6	63.3 Overall	0:11.92 600m	0:12.40 [8] (0:12.40)	7.47L		0:36.59 +2

[ ] Ranking at each section and finish  
 -:-:- No data available at this section  
 NA No data available

SCN Saddle cloth number  
 DNF Did not finish  
 DNT Did not track





Horse/Jockey Name	Who Ordered Dafish
Final Rank	1
Fastest Section Time (Section)	0:11.68 (600m)
Top Speed [km/h] (Section)	62.5 (Overall)
Race State	Finished



### Ipswich QLD Professional

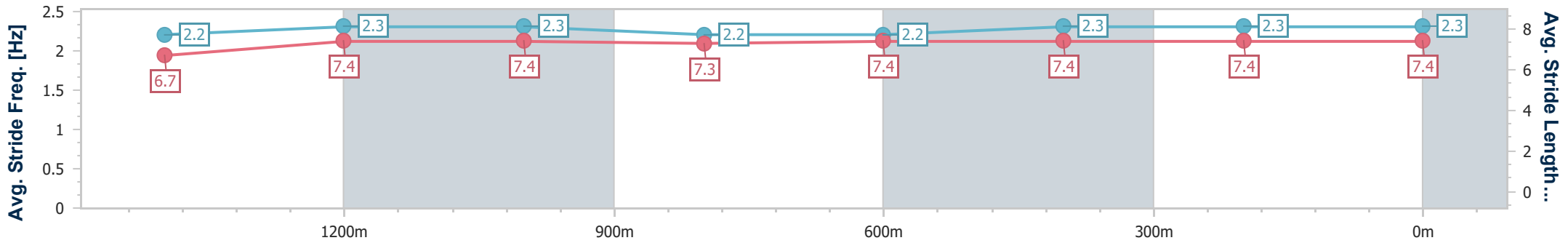
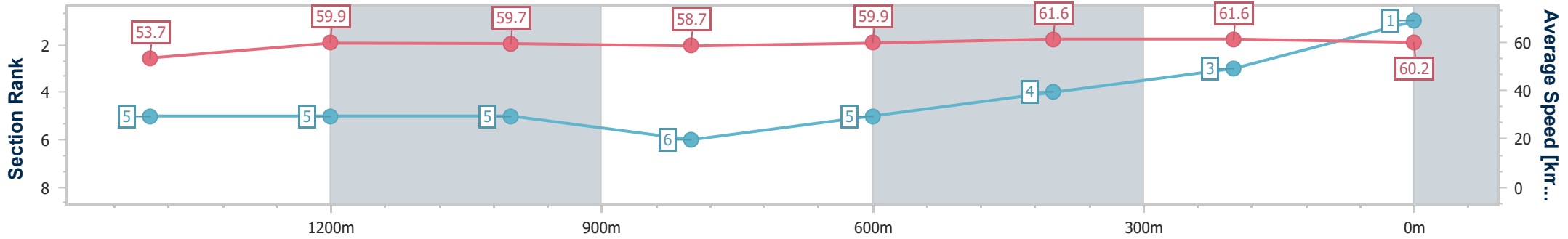
Race 4: SEVEN NEWS Class 2 Handicap - 1680m

05 February 2025 - 16:00



Track Rating: Soft 6, Weather: Overcast, Rail Position: +3.5m Entire

Section	Overall	1400m	1200m	1000m	800m	600m	400m	200m
Section Times	1:42.39 [1] (0:18.83)	1:23.56 [5] (0:11.97)	1:11.59 [5] (0:12.04)	0:59.55 [5] (0:12.26)	0:47.29 [6] (0:11.95)	0:35.34 [5] (0:11.68)	0:23.66 [4] (0:11.70)	0:11.96 [3] (0:11.96)
Average Speed [km/h]	53.7	59.9	59.7	58.7	59.9	61.6	61.6	60.2
Top Speed [km/h]	62.5	61.4	60.8	60.4	60.4	62.3	62.3	61.4
Avg. Dist. to Rail [m]	2.7	0.4	0.5	0.5	1.0	0.5	1.2	4.6
Avg. Stride Freq. [Hz]	2.2	2.3	2.3	2.2	2.2	2.3	2.3	2.3
Avg. Stride Length [m]	6.7	7.4	7.4	7.3	7.4	7.4	7.4	7.4



- [ ] Ranking at each section and finish
- .-.- No data available at this section
- NA No data available



Horse/Jockey Name	Godzilla
Final Rank	2
Fastest Section Time (Section)	0:11.54 (400m)
Top Speed [km/h] (Section)	63.9 (400m)
Race State	Finished



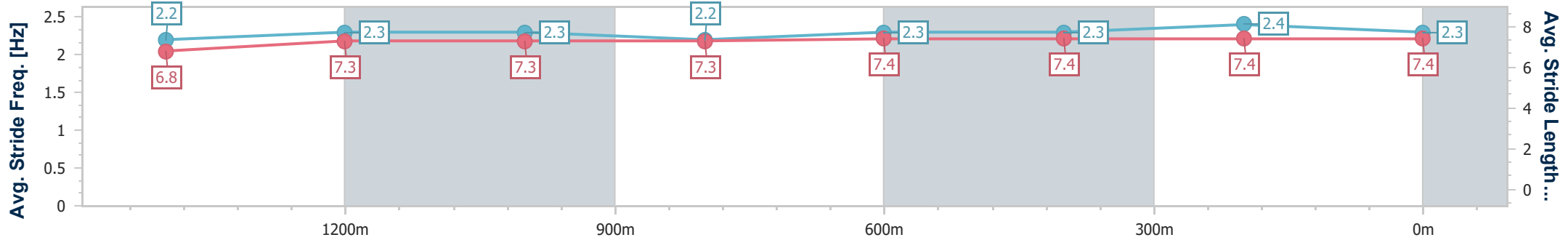
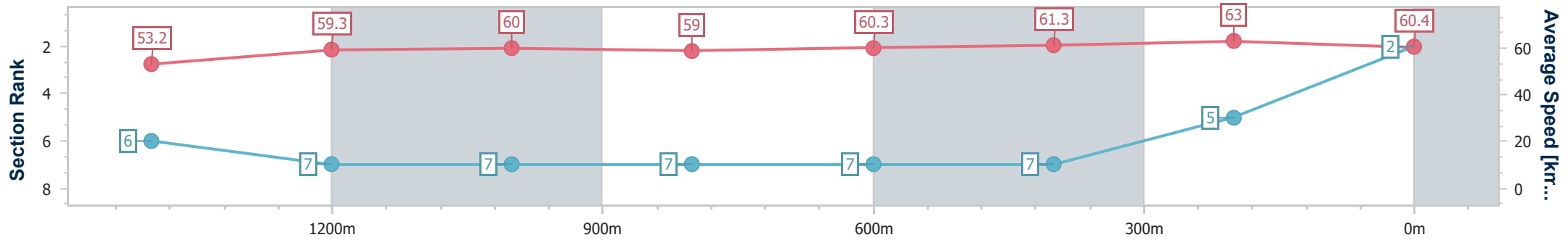
Ipswich QLD Professional  
Race 4: SEVEN NEWS Class 2 Handicap - 1680m



05 February 2025 - 16:00

Track Rating: Soft 6, Weather: Overcast, Rail Position: +3.5m Entire

Section	Overall	1400m	1200m	1000m	800m	600m	400m	200m
Section Times	1:42.49 [2] (0:18.87)	1:23.62 [6] (0:12.19)	1:11.43 [7] (0:12.04)	0:59.39 [7] (0:12.19)	0:47.20 [7] (0:11.97)	0:35.23 [7] (0:11.80)	0:23.43 [7] (0:11.54)	0:11.89 [5] (0:11.89)
Average Speed [km/h]	53.2	59.3	60.0	59.0	60.3	61.3	63.0	60.4
Top Speed [km/h]	61.2	60.7	61.4	60.7	60.7	62.3	63.9	62.2
Avg. Dist. to Rail [m]	5.5	0.7	0.3	0.5	0.2	0.9	2.6	5.9
Avg. Stride Freq. [Hz]	2.2	2.3	2.3	2.2	2.3	2.3	2.4	2.3
Avg. Stride Length [m]	6.8	7.3	7.3	7.3	7.4	7.4	7.4	7.4



- [ ] Ranking at each section and finish
- .-.- No data available at this section
- NA No data available



Horse/Jockey Name	She's Got Veuve
Final Rank	3
Fastest Section Time (Section)	0:11.86 (400m)
Top Speed [km/h] (Section)	64.3 (Overall)
Race State	Finished



### Ipswich QLD Professional

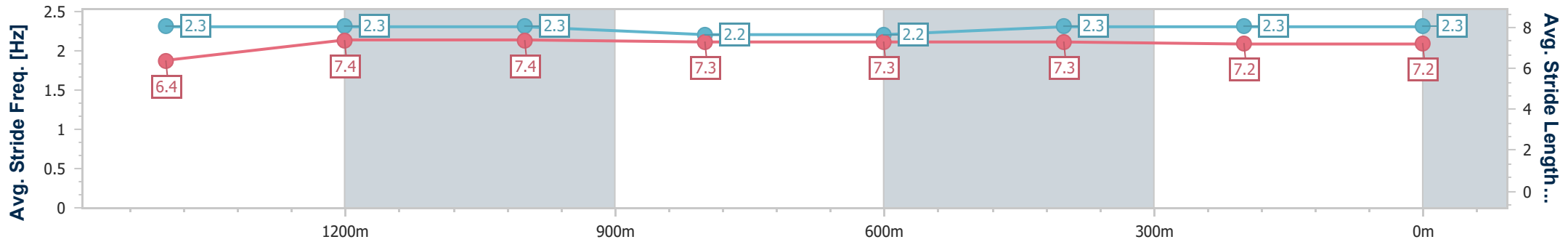
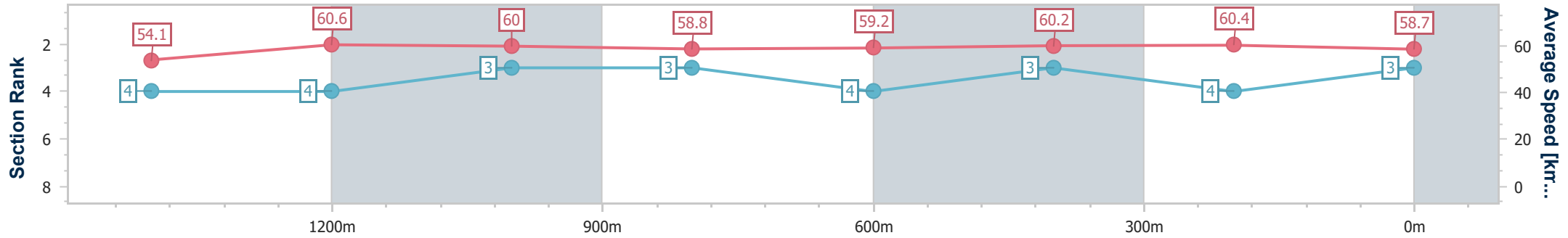
Race 4: SEVEN NEWS Class 2 Handicap - 1680m

05 February 2025 - 16:00



Track Rating: Soft 6, Weather: Overcast, Rail Position: +3.5m Entire

Section	Overall	1400m	1200m	1000m	800m	600m	400m	200m
Section Times	1:42.84 [3] (0:18.65)	1:24.19 [4] (0:11.88)	1:12.31 [4] (0:11.98)	1:00.33 [3] (0:12.19)	0:48.14 [3] (0:12.12)	0:36.02 [4] (0:11.87)	0:24.15 [3] (0:11.86)	0:12.29 [4] (0:12.29)
Average Speed [km/h]	54.1	60.6	60.0	58.8	59.2	60.2	60.4	58.7
Top Speed [km/h]	64.3	62.6	60.9	59.9	59.6	60.9	61.1	59.9
Avg. Dist. to Rail [m]	1.9	0.7	0.5	0.5	1.1	1.4	0.9	1.7
Avg. Stride Freq. [Hz]	2.3	2.3	2.3	2.2	2.2	2.3	2.3	2.3
Avg. Stride Length [m]	6.4	7.4	7.4	7.3	7.3	7.3	7.2	7.2



- [ ] Ranking at each section and finish
- .-.- No data available at this section
- NA No data available



Horse/Jockey Name	Sweet Proposal
Final Rank	4
Fastest Section Time (Section)	0:11.75 (1400m)
Top Speed [km/h] (Section)	63.8 (Overall)
Race State	Finished



### Ipswich QLD Professional

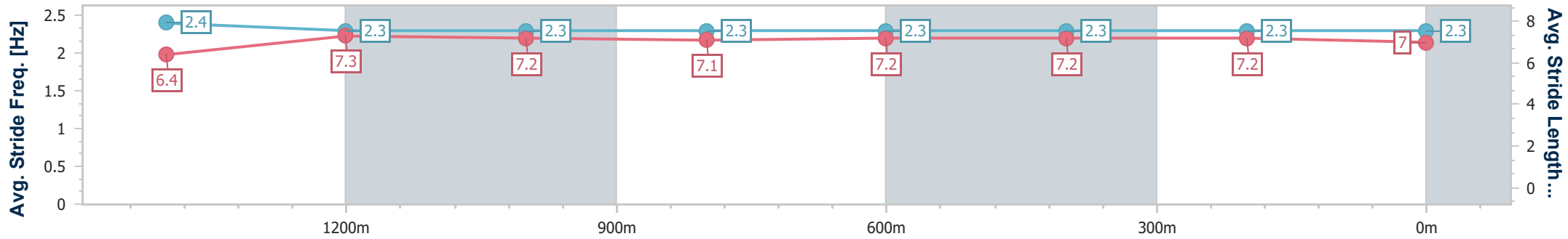
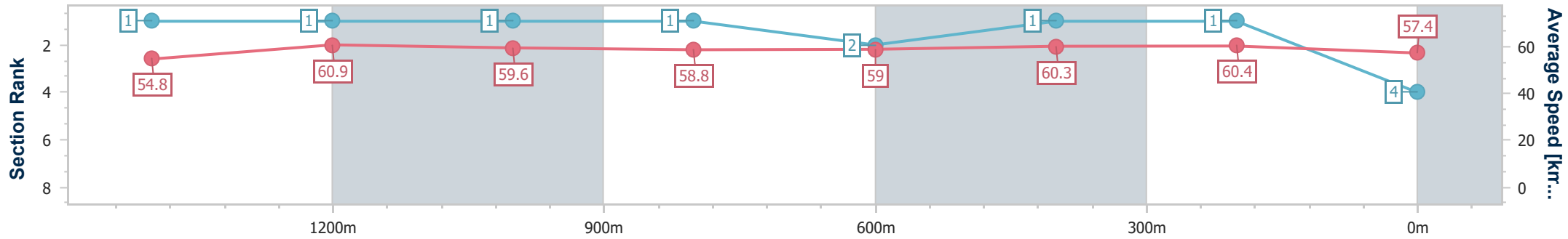
Race 4: SEVEN NEWS Class 2 Handicap - 1680m

05 February 2025 - 16:00



Track Rating: Soft 6, Weather: Overcast, Rail Position: +3.5m Entire

Section	Overall	1400m	1200m	1000m	800m	600m	400m	200m
Section Times	1:42.92 [4] (0:18.37)	1:24.55 [1] (0:11.75)	1:12.80 [1] (0:12.06)	1:00.74 [1] (0:12.25)	0:48.49 [1] (0:12.20)	0:36.29 [2] (0:11.86)	0:24.43 [1] (0:11.85)	0:12.58 [1] (0:12.58)
Average Speed [km/h]	54.8	60.9	59.6	58.8	59.0	60.3	60.4	57.4
Top Speed [km/h]	63.8	62.3	60.8	59.0	59.6	61.4	61.5	58.5
Avg. Dist. to Rail [m]	2.1	1.7	0.4	0.1	0.4	1.4	0.8	0.2
Avg. Stride Freq. [Hz]	2.4	2.3	2.3	2.3	2.3	2.3	2.3	2.3
Avg. Stride Length [m]	6.4	7.3	7.2	7.1	7.2	7.2	7.2	7.0



- [ ] Ranking at each section and finish
- .-.- No data available at this section
- NA No data available



Horse/Jockey Name	Thebarberofseville
Final Rank	5
Fastest Section Time (Section)	0:11.93 (1400m)
Top Speed [km/h] (Section)	62.4 (Overall)
Race State	Finished



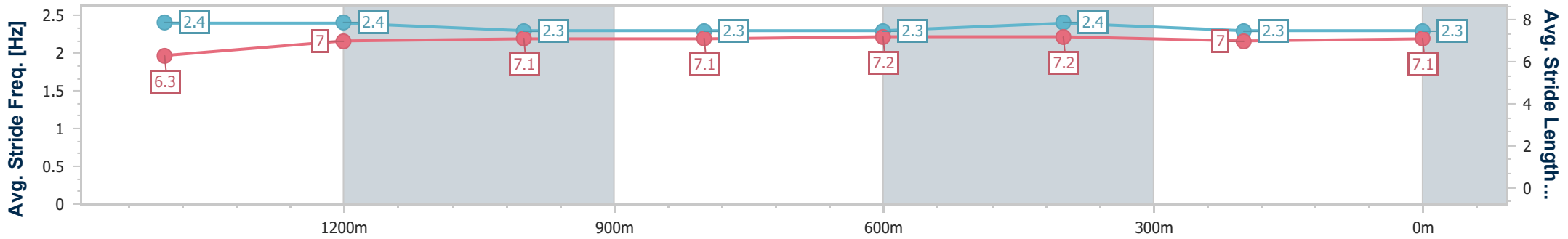
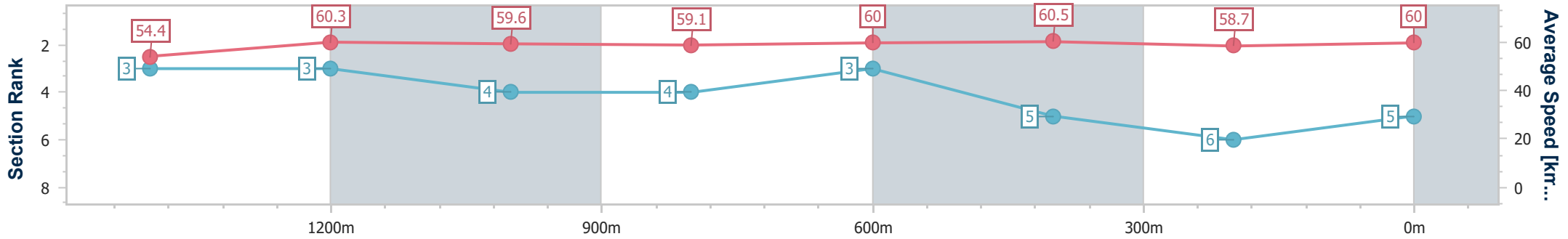
Ipswich QLD Professional  
Race 4: SEVEN NEWS Class 2 Handicap - 1680m



05 February 2025 - 16:00

Track Rating: Soft 6, Weather: Overcast, Rail Position: +3.5m Entire

Section	Overall	1400m	1200m	1000m	800m	600m	400m	200m
Section Times	1:43.02 [5] (0:18.54)	1:24.48 [3] (0:11.93)	1:12.55 [3] (0:12.10)	1:00.45 [4] (0:12.20)	0:48.25 [4] (0:12.02)	0:36.23 [3] (0:11.95)	0:24.28 [5] (0:12.30)	0:11.98 [6]
Average Speed [km/h]	54.4	60.3	59.6	59.1	60.0	60.5	58.7	60.0
Top Speed [km/h]	62.4	61.8	60.9	59.9	61.4	61.5	59.7	60.5
Avg. Dist. to Rail [m]	1.6	0.3	0.6	0.6	0.1	0.6	1.1	3.4
Avg. Stride Freq. [Hz]	2.4	2.4	2.3	2.3	2.3	2.4	2.3	2.3
Avg. Stride Length [m]	6.3	7.0	7.1	7.1	7.2	7.2	7.0	7.1



- [ ] Ranking at each section and finish
- .-.- No data available at this section
- NA No data available



Horse/Jockey Name	Able Seaman
Final Rank	6
Fastest Section Time (Section)	0:11.79 (1400m)
Top Speed [km/h] (Section)	63.9 (Overall)
Race State	Finished



### Ipswich QLD Professional

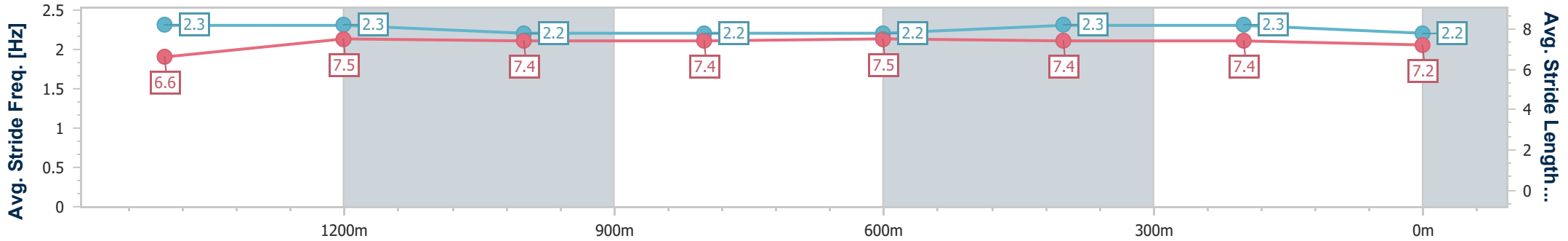
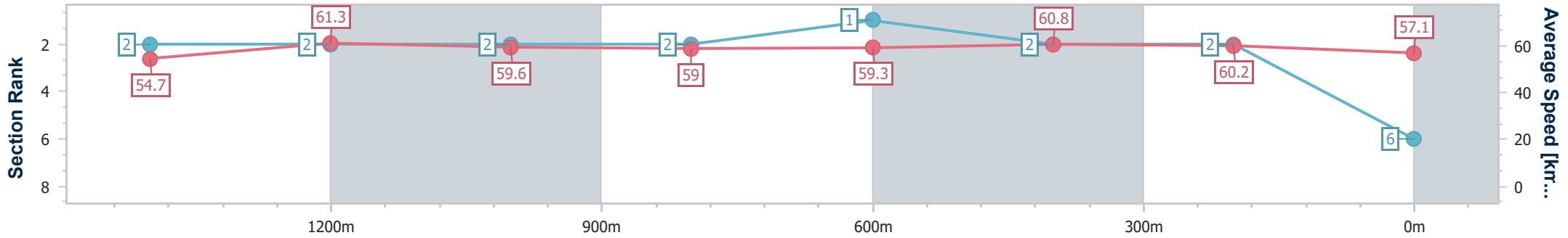
Race 4: SEVEN NEWS Class 2 Handicap - 1680m

05 February 2025 - 16:00



Track Rating: Soft 6, Weather: Overcast, Rail Position: +3.5m Entire

Section	Overall	1400m	1200m	1000m	800m	600m	400m	200m
Section Times	1:43.05 [6] (0:18.42)	1:24.63 [2] (0:11.79)	1:12.84 [2] (0:12.11)	1:00.73 [2] (0:12.21)	0:48.52 [2] (0:12.10)	0:36.42 [1] (0:11.87)	0:24.55 [2] (0:11.92)	0:12.63 [2] (0:12.63)
Average Speed [km/h]	54.7	61.3	59.6	59.0	59.3	60.8	60.2	57.1
Top Speed [km/h]	63.9	62.3	60.8	59.6	59.6	61.5	61.6	58.8
Avg. Dist. to Rail [m]	2.7	0.9	0.4	0.4	0.3	0.4	0.8	3.0
Avg. Stride Freq. [Hz]	2.3	2.3	2.2	2.2	2.2	2.3	2.3	2.2
Avg. Stride Length [m]	6.6	7.5	7.4	7.4	7.5	7.4	7.4	7.2



- [ ] Ranking at each section and finish
- .-.- No data available at this section
- NA No data available



Horse/Jockey Name	Jamaican Mecrazy
Final Rank	7
Fastest Section Time (Section)	0:11.78 (600m)
Top Speed [km/h] (Section)	66.5 (Overall)
Race State	Finished



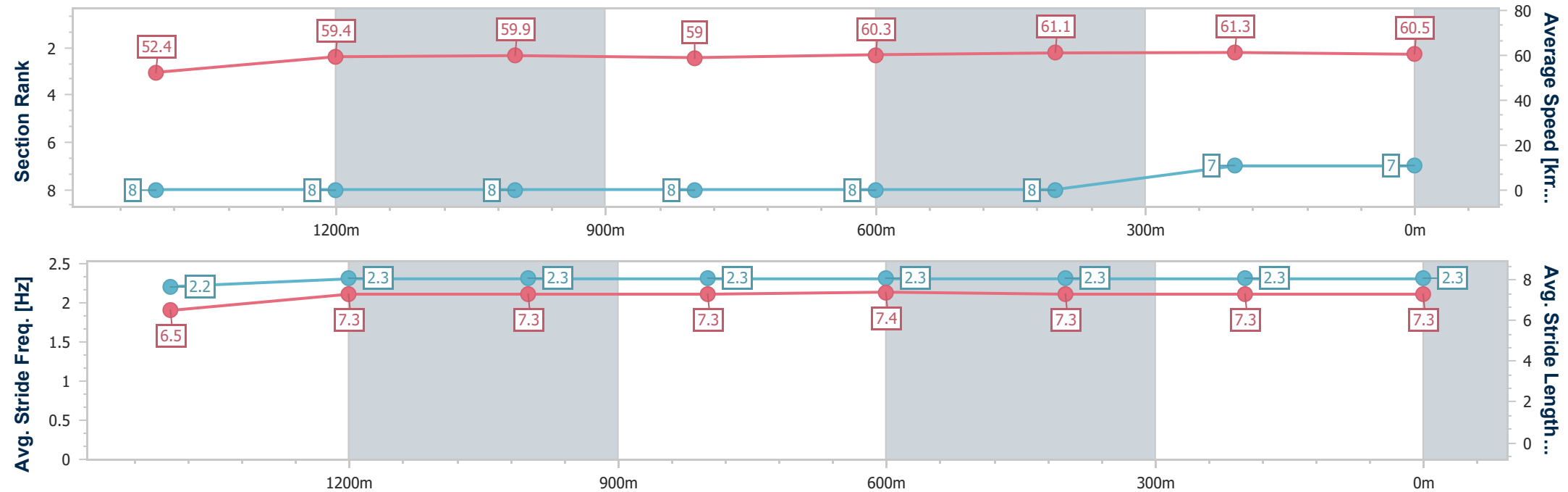
Ipswich QLD Professional  
Race 4: SEVEN NEWS Class 2 Handicap - 1680m



05 February 2025 - 16:00

Track Rating: Soft 6, Weather: Overcast, Rail Position: +3.5m Entire

Section	Overall	1400m	1200m	1000m	800m	600m	400m	200m					
Section Times	1:43.07 [7] (0:19.28)	1:23.79 [8] (0:12.09)	1:11.70 [8] (0:12.03)	0:59.67 [8] (0:12.24)	0:47.43 [8] (0:11.91)	0:35.52 [8] (0:11.78)	0:23.74 [8] (0:11.84)	0:11.90 [7] (0:11.90)					
Average Speed [km/h]	52.4	59.4	59.9	59.0	60.3	61.1	61.3	60.5					
Top Speed [km/h]	66.5	61.3	61.2	59.9	61.4	62.0	61.7	61.5					
Avg. Dist. to Rail [m]	4.5	0.2	0.3	0.4	0.2	0.6	2.6	6.2					
Avg. Stride Freq. [Hz]	2.2	2.3	2.3	2.3	2.3	2.3	2.3	2.3					
Avg. Stride Length [m]	6.5	7.3	7.3	7.3	7.4	7.3	7.3	7.3					



- [ ] Ranking at each section and finish
- .-.- No data available at this section
- NA No data available



Horse/Jockey Name	Twisted Mistress
Final Rank	8
Fastest Section Time (Section)	0:11.92 (600m)
Top Speed [km/h] (Section)	63.3 (Overall)
Race State	Finished



### Ipswich QLD Professional

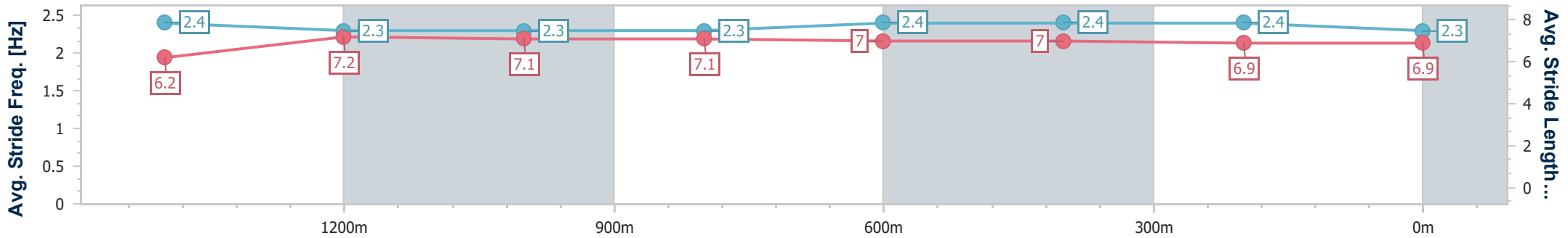
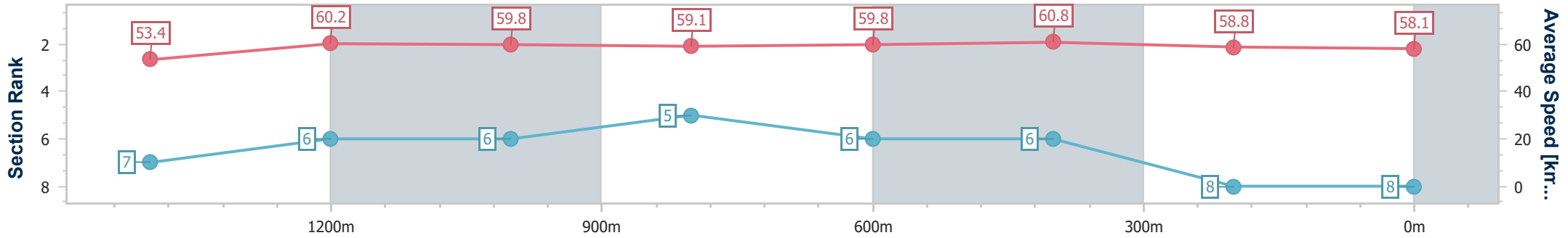
Race 4: SEVEN NEWS Class 2 Handicap - 1680m

05 February 2025 - 16:00



Track Rating: Soft 6, Weather: Overcast, Rail Position: +3.5m Entire

Section	Overall	1400m	1200m	1000m	800m	600m	400m	200m
Section Times	1:43.66 [8] (0:18.87)	1:24.79 [7] (0:11.98)	1:12.81 [6] (0:12.00)	1:00.81 [6] (0:12.19)	0:48.62 [5] (0:12.03)	0:36.59 [6] (0:11.92)	0:24.67 [6] (0:12.27)	0:12.40 [8] (0:12.40)
Average Speed [km/h]	53.4	60.2	59.8	59.1	59.8	60.8	58.8	58.1
Top Speed [km/h]	63.3	62.2	61.1	60.3	60.6	61.9	60.1	59.4
Avg. Dist. to Rail [m]	3.8	0.7	0.7	0.2	0.4	1.0	1.9	4.2
Avg. Stride Freq. [Hz]	2.4	2.3	2.3	2.3	2.4	2.4	2.4	2.3
Avg. Stride Length [m]	6.2	7.2	7.1	7.1	7.0	7.0	6.9	6.9



- [ ] Ranking at each section and finish
- .-.- No data available at this section
- NA No data available





# Ipswich QLD Professional

## Race 5: BARRIER REEF POOLS Class 5 Handicap - 1350m

05 February 2025 - 16:33



Track Rating: Soft 6, Weather: Overcast, Rail Position: +3.5m Entire

Section	Field Times	Overall	1200m	1000m	800m	600m	400m	Last 600m				
		1:21.59 (0:11.28)	1:10.31 (0:11.36)	0:58.95 (0:11.87)	0:47.08 (0:11.97)	0:35.11 (0:11.86)	0:23.25 (0:11.55)	0:35.11				
Rank	TAB Horse/Jockey	Barrier	Top Speed [km/h]	Fastest Section	Overall	1200m	1000m	800m	600m	400m	Last 600m	Distance Travelled [m]
1	5 NORTHERN DECREE Vlad Duric	3	65.6 200m	0:11.13 200m	1:21.59 [1] (0:11.74)	1:09.85 [6] (0:11.70)	0:58.15 [6] (0:11.97)	0:46.18 [7] (0:11.91)	0:34.27 [6] (0:11.79)	0:22.48 [8] (0:11.35)	0:34.27	
2	6 CAN'T GETWHATIWANT Angela Jones	6	64.0 1200m	0:11.31 Overall	1:21.65 [2] (0:11.31)	1:10.34 [2] (0:11.36)	0:58.98 [2] (0:11.87)	0:47.11 [2] (0:11.97)	0:35.14 [2] (0:11.91)	0:23.23 [2] (0:11.47)	0:35.14	+1
3	4 CENTRE BOUNCE Andrew Mallyon	7	64.8 400m	0:11.32 400m	1:21.87 [3] (0:11.84)	1:10.03 [8] (0:11.75)	0:58.28 [8] (0:11.89)	0:46.39 [8] (0:11.92)	0:34.47 [8] (0:11.60)	0:22.87 [7] (0:11.32)	0:34.47	+1
4	3 TREPORTI Emily Lang	1	64.4 1200m	0:11.44 1200m	1:21.87 [4] (0:11.53)	1:10.34 [4] (0:11.44)	0:58.90 [3] (0:11.90)	0:47.00 [3] (0:11.93)	0:35.07 [3] (0:11.82)	0:23.25 [3] (0:11.61)	0:35.07	+0
5	7 APRIL IN AUGUSTA Cejay Graham	4	63.8 1200m	0:11.28 Overall	1:21.91 [5] (0:11.28)	1:10.63 [1] (0:11.36)	0:59.27 [1] (0:11.87)	0:47.40 [1] (0:11.97)	0:35.43 [1] (0:11.86)	0:23.57 [1] (0:11.61)	0:35.43	-2
6	1 ATLANTIC OCEAN James Orman	8	64.1 400m	0:11.42 400m	1:21.92 [6] (0:11.78)	1:10.14 [7] (0:11.79)	0:58.35 [7] (0:11.82)	0:46.53 [6] (0:11.95)	0:34.58 [7] (0:11.59)	0:22.99 [6] (0:11.42)	0:34.58	+7
7	2 I SEE YOU COMING Michael Rodd	2	64.6 400m	0:11.34 400m	1:21.99 [7] (0:11.44)	1:10.55 [3] (0:11.57)	0:58.98 [4] (0:11.95)	0:47.03 [4] (0:11.99)	0:35.04 [4] (0:11.79)	0:23.25 [4] (0:11.34)	0:35.04	+2
8	10 LYNDALL Samantha Collett	9	63.5 1000m	0:11.61 Overall	1:23.25 [8] (0:11.61)	1:11.64 [5] (0:11.80)	0:59.84 [5] (0:11.80)	0:48.04 [5] (0:11.91)	0:36.13 [5] (0:11.74)	0:24.39 [5] (0:11.96)	0:36.13	+4

Scratched: Connewarre (#9), Take A Picture (#8)

[ ] Ranking at each section and finish  
 -:-:- No data available at this section  
 NA No data available

SCN Saddle cloth number  
 DNF Did not finish  
 DNT Did not track



# Ipswich QLD Professional

## Race 5: BARRIER REEF POOLS Class 5 Handicap - 1350m

05 February 2025 - 16:33



Track Rating: Soft 6, Weather: Overcast, Rail Position: +3.5m Entire

Section							200m			Last 600m
Field Times							0:11.70			0:35.11
							(0:11.70)			
Rank	TAB	Horse/Jockey	Barrier	Top Speed [km/h]	Fastest Section	Margin				Distance Travelled [m]
1	5	<b>NORTHERN DECREE</b> Vlad Duric	3	65.6 200m	0:11.13 200m	0:11.13 [7] (0:11.13)	1:21.59			0:34.27
2	6	<b>CAN'T GETWHATIWANT</b> Angela Jones	6	64.0 1200m	0:11.31 Overall	0:11.76 [1] (0:11.76)	0.35L			0:35.14 +1
3	4	<b>CENTRE BOUNCE</b> Andrew Mallyon	7	64.8 400m	0:11.32 400m	0:11.55 [5] (0:11.55)	1.6L			0:34.47 +1
4	3	<b>TREPORTI</b> Emily Lang	1	64.4 1200m	0:11.44 1200m	0:11.64 [4] (0:11.64)	1.64L			0:35.07 +0
5	7	<b>APRIL IN AUGUSTA</b> Cejay Graham	4	63.8 1200m	0:11.28 Overall	0:11.96 [2] (0:11.96)	1.85L			0:35.43 -2
6	1	<b>ATLANTIC OCEAN</b> James Orman	8	64.1 400m	0:11.42 400m	0:11.57 [6] (0:11.57)	1.89L			0:34.58 +7
7	2	<b>I SEE YOU COMING</b> Michael Rodd	2	64.6 400m	0:11.34 400m	0:11.91 [3] (0:11.91)	2.33L			0:35.04 +2
8	10	<b>LYNDALL</b> Samantha Collett	9	63.5 1000m	0:11.61 Overall	0:12.43 [8] (0:12.43)	9.73L			0:36.13 +4

Scratched: Connewarre (#9), Take A Picture (#8)

[ ] Ranking at each section and finish  
 -:-:- No data available at this section  
 NA No data available

SCN Saddle cloth number  
 DNF Did not finish  
 DNT Did not track



Horse/Jockey Name	Northern Decree
Final Rank	1
Fastest Section Time (Section)	0:11.13 (200m)
Top Speed [km/h] (Section)	65.6 (200m)
Race State	Finished



Ipswich QLD Professional

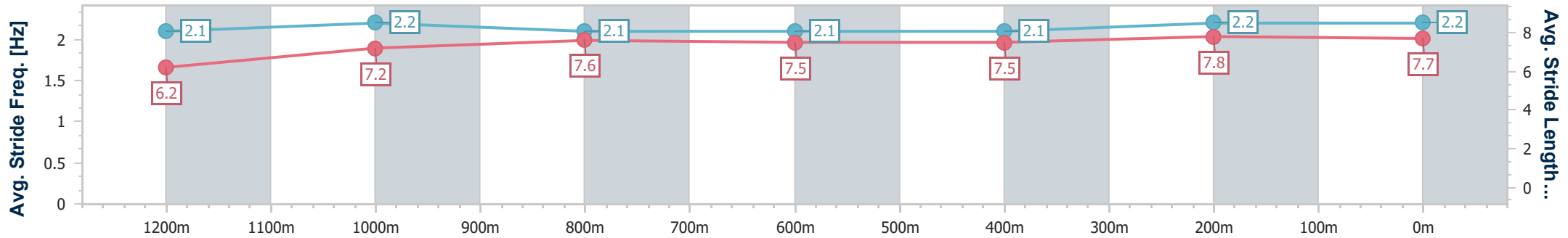
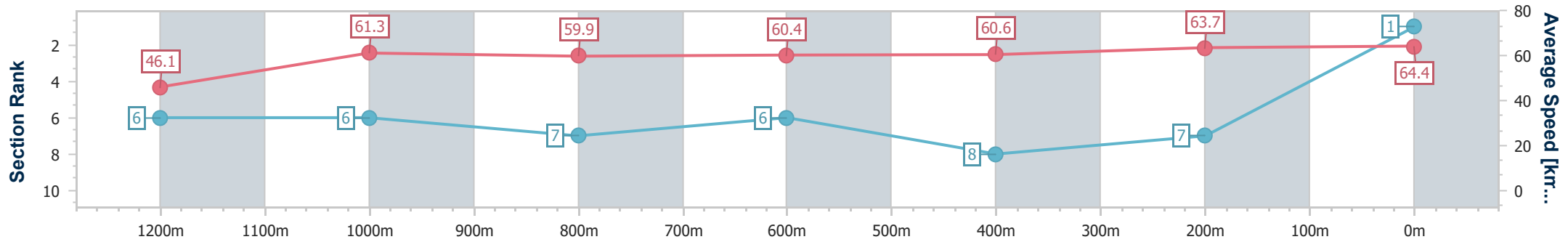
Race 5: BARRIER REEF POOLS Class 5 Handicap - 1350m

05 February 2025 - 16:33



Track Rating: Soft 6, Weather: Overcast, Rail Position: +3.5m Entire

Section	Overall	1200m	1000m	800m	600m	400m	200m
Section Times	1:21.59 [1] (0:11.74)	1:09.85 [6] (0:11.70)	0:58.15 [6] (0:11.97)	0:46.18 [7] (0:11.91)	0:34.27 [6] (0:11.79)	0:22.48 [8] (0:11.35)	0:11.13 [7]
Average Speed [km/h]	46.1	61.3	59.9	60.4	60.6	63.7	64.4
Top Speed [km/h]	59.6	63.6	63.7	61.4	61.7	65.5	65.6
Avg. Dist. to Rail [m]	1.7	0.6	1.3	1.0	1.3	2.1	2.8
Avg. Stride Freq. [Hz]	2.1	2.2	2.1	2.1	2.1	2.2	2.2
Avg. Stride Length [m]	6.2	7.2	7.6	7.5	7.5	7.8	7.7



- [ ] Ranking at each section and finish
- .-.- No data available at this section
- NA No data available



Horse/Jockey Name	Can't Getwhatiwant
Final Rank	2
Fastest Section Time (Section)	0:11.31 (Overall)
Top Speed [km/h] (Section)	64.0 (1200m)
Race State	Finished



### Ipswich QLD Professional

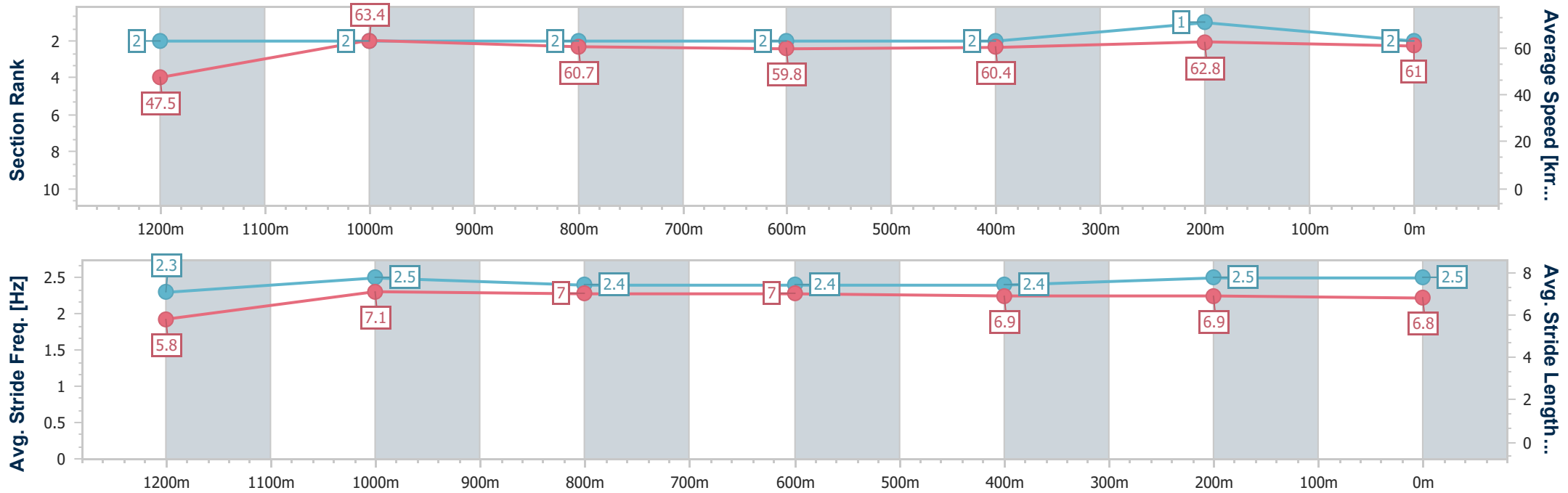
Race 5: BARRIER REEF POOLS Class 5 Handicap - 1350m

05 February 2025 - 16:33



Track Rating: Soft 6, Weather: Overcast, Rail Position: +3.5m Entire

Section	Overall	1200m	1000m	800m	600m	400m	200m
Section Times	1:21.65 [2] (0:11.31)	1:10.34 [2] (0:11.36)	0:58.98 [2] (0:11.87)	0:47.11 [2] (0:11.97)	0:35.14 [2] (0:11.91)	0:23.23 [2] (0:11.47)	0:11.76 [1] (0:11.76)
Average Speed [km/h]	47.5	63.4	60.7	59.8	60.4	62.8	61.0
Top Speed [km/h]	62.7	64.0	62.3	60.9	62.2	62.9	62.6
Avg. Dist. to Rail [m]	3.4	1.1	0.3	0.8	0.5	1.2	3.3
Avg. Stride Freq. [Hz]	2.3	2.5	2.4	2.4	2.4	2.5	2.5
Avg. Stride Length [m]	5.8	7.1	7.0	7.0	6.9	6.9	6.8



- [ ] Ranking at each section and finish
- .-.-.- No data available at this section
- NA No data available



Horse/Jockey Name	Centre Bounce
Final Rank	3
Fastest Section Time (Section)	0:11.32 (400m)
Top Speed [km/h] (Section)	64.8 (400m)
Race State	Finished



Ipswich QLD Professional

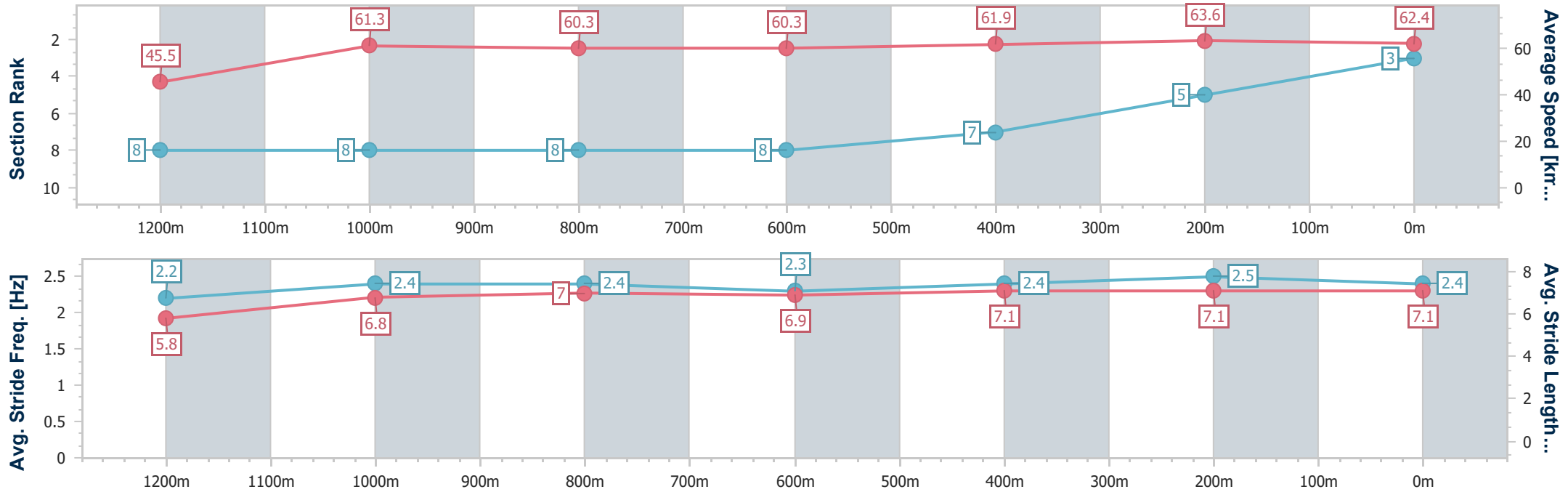
Race 5: BARRIER REEF POOLS Class 5 Handicap - 1350m

05 February 2025 - 16:33



Track Rating: Soft 6, Weather: Overcast, Rail Position: +3.5m Entire

Section	Overall	1200m	1000m	800m	600m	400m	200m
Section Times	1:21.87 [3] (0:11.84)	1:10.03 [8] (0:11.75)	0:58.28 [8] (0:11.89)	0:46.39 [8] (0:11.92)	0:34.47 [8] (0:11.60)	0:22.87 [7] (0:11.32)	0:11.55 [5] (0:11.55)
Average Speed [km/h]	45.5	61.3	60.3	60.3	61.9	63.6	62.4
Top Speed [km/h]	61.0	63.2	63.8	61.0	62.2	64.8	64.5
Avg. Dist. to Rail [m]	2.9	0.7	0.6	1.1	0.7	1.8	6.0
Avg. Stride Freq. [Hz]	2.2	2.4	2.4	2.3	2.4	2.5	2.4
Avg. Stride Length [m]	5.8	6.8	7.0	6.9	7.1	7.1	7.1



- [ ] Ranking at each section and finish
- .-.- No data available at this section
- NA No data available



Horse/Jockey Name	Treporti
Final Rank	4
Fastest Section Time (Section)	0:11.44 (1200m)
Top Speed [km/h] (Section)	64.4 (1200m)
Race State	Finished



### Ipswich QLD Professional

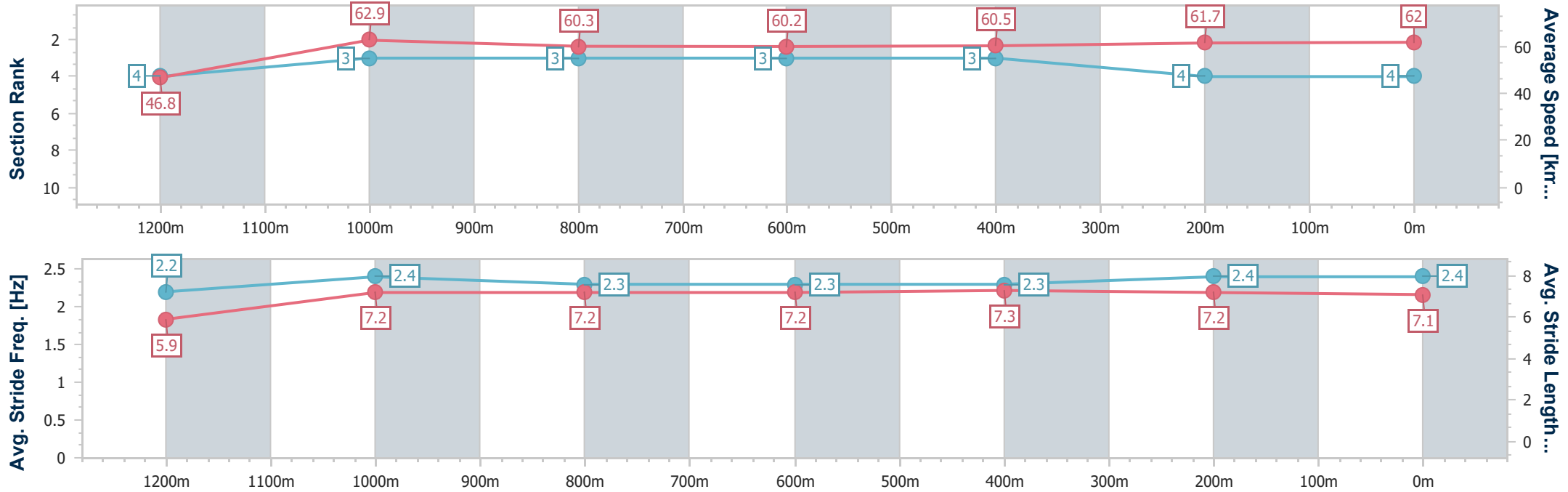
Race 5: BARRIER REEF POOLS Class 5 Handicap - 1350m

05 February 2025 - 16:33



Track Rating: Soft 6, Weather: Overcast, Rail Position: +3.5m Entire

Section	Overall	1200m	1000m	800m	600m	400m	200m
Section Times	1:21.87 [4] (0:11.53)	1:10.34 [4] (0:11.44)	0:58.90 [3] (0:11.90)	0:47.00 [3] (0:11.93)	0:35.07 [3] (0:11.82)	0:23.25 [3] (0:11.61)	0:11.64 [4] (0:11.64)
Average Speed [km/h]	46.8	62.9	60.3	60.2	60.5	61.7	62.0
Top Speed [km/h]	59.7	64.4	62.9	61.1	61.4	62.1	62.7
Avg. Dist. to Rail [m]	0.4	0.3	0.8	1.0	1.1	1.2	0.6
Avg. Stride Freq. [Hz]	2.2	2.4	2.3	2.3	2.3	2.4	2.4
Avg. Stride Length [m]	5.9	7.2	7.2	7.2	7.3	7.2	7.1



- [ ] Ranking at each section and finish
- .-.- No data available at this section
- NA No data available



Horse/Jockey Name	April In Augusta
Final Rank	5
Fastest Section Time (Section)	0:11.28 (Overall)
Top Speed [km/h] (Section)	63.8 (1200m)
Race State	Finished



### Ipswich QLD Professional

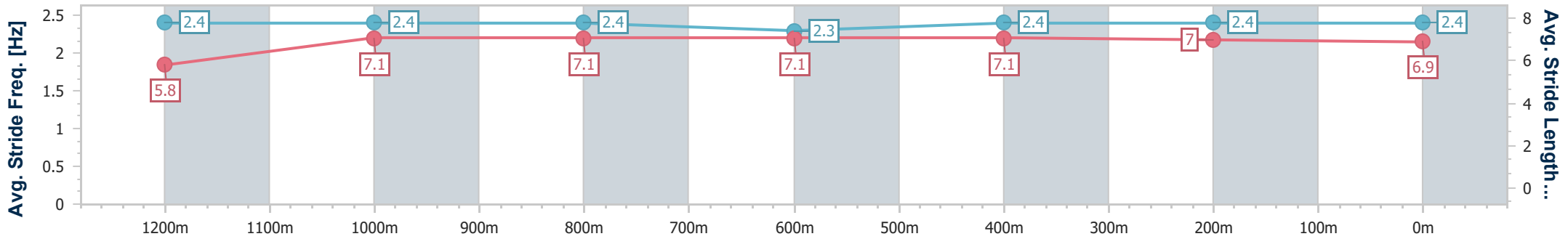
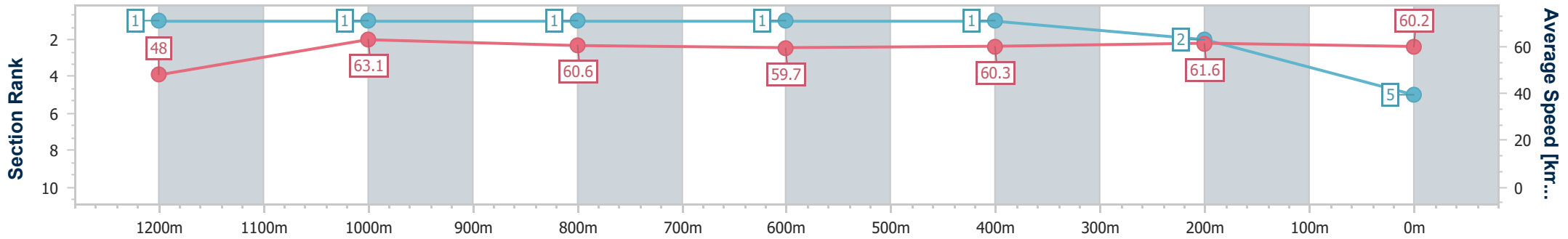
Race 5: BARRIER REEF POOLS Class 5 Handicap - 1350m

05 February 2025 - 16:33



Track Rating: Soft 6, Weather: Overcast, Rail Position: +3.5m Entire

Section	Overall	1200m	1000m	800m	600m	400m	200m
Section Times	1:21.91 [5] (0:11.28)	1:10.63 [1] (0:11.36)	0:59.27 [1] (0:11.87)	0:47.40 [1] (0:11.97)	0:35.43 [1] (0:11.86)	0:23.57 [1] (0:11.61)	0:11.96 [2] (0:11.96)
Average Speed [km/h]	48.0	63.1	60.6	59.7	60.3	61.6	60.2
Top Speed [km/h]	63.2	63.8	62.6	60.2	61.5	61.8	61.6
Avg. Dist. to Rail [m]	3.0	0.7	0.8	1.7	2.1	1.2	2.7
Avg. Stride Freq. [Hz]	2.4	2.4	2.4	2.3	2.4	2.4	2.4
Avg. Stride Length [m]	5.8	7.1	7.1	7.1	7.1	7.0	6.9



- [ ] Ranking at each section and finish
- .-.- No data available at this section
- NA No data available



Horse/Jockey Name	Atlantic Ocean
Final Rank	6
Fastest Section Time (Section)	0:11.42 (400m)
Top Speed [km/h] (Section)	64.1 (400m)
Race State	Finished



Ipswich QLD Professional

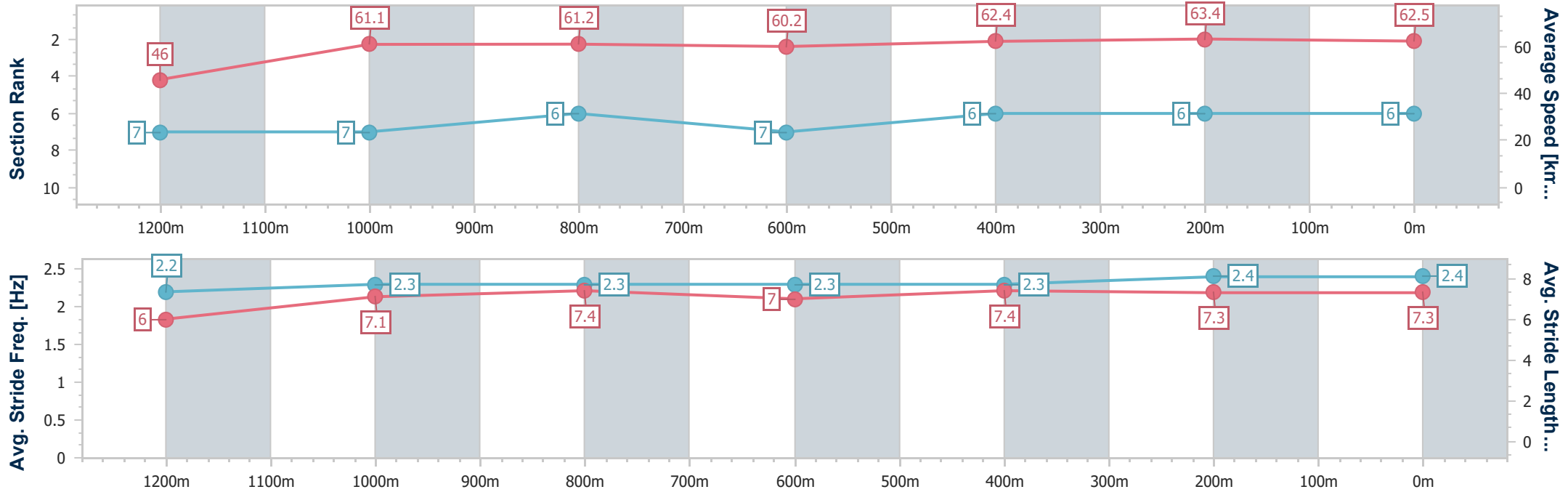
Race 5: BARRIER REEF POOLS Class 5 Handicap - 1350m

05 February 2025 - 16:33



Track Rating: Soft 6, Weather: Overcast, Rail Position: +3.5m Entire

Section	Overall	1200m	1000m	800m	600m	400m	200m
Section Times	1:21.92 [6] (0:11.78)	1:10.14 [7] (0:11.79)	0:58.35 [7] (0:11.82)	0:46.53 [6] (0:11.95)	0:34.58 [7] (0:11.59)	0:22.99 [6] (0:11.42)	0:11.57 [6] (0:11.57)
Average Speed [km/h]	46.0	61.1	61.2	60.2	62.4	63.4	62.5
Top Speed [km/h]	58.6	63.8	63.8	61.9	63.4	64.1	63.9
Avg. Dist. to Rail [m]	4.5	1.1	0.9	0.2	0.9	3.2	6.3
Avg. Stride Freq. [Hz]	2.2	2.3	2.3	2.3	2.3	2.4	2.4
Avg. Stride Length [m]	6.0	7.1	7.4	7.0	7.4	7.3	7.3



- [ ] Ranking at each section and finish
- .-.- No data available at this section
- NA No data available





Horse/Jockey Name	I See You Coming
Final Rank	7
Fastest Section Time (Section)	0:11.34 (400m)
Top Speed [km/h] (Section)	64.6 (400m)
Race State	Finished



Ipswich QLD Professional

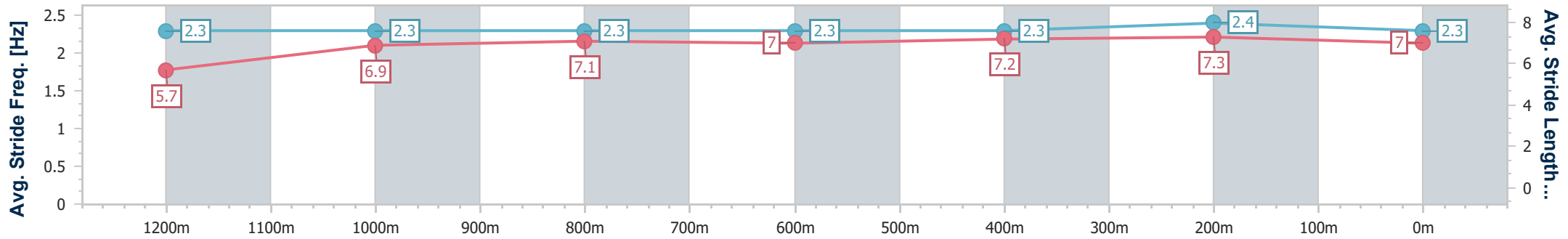
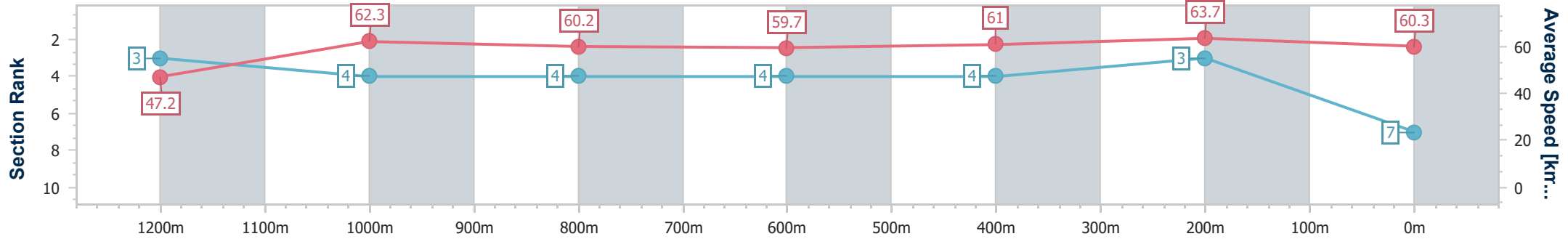
Race 5: BARRIER REEF POOLS Class 5 Handicap - 1350m

05 February 2025 - 16:33



Track Rating: Soft 6, Weather: Overcast, Rail Position: +3.5m Entire

Section	Overall	1200m	1000m	800m	600m	400m	200m
Section Times	1:21.99 [7] (0:11.44)	1:10.55 [3] (0:11.57)	0:58.98 [4] (0:11.95)	0:47.03 [4] (0:11.99)	0:35.04 [4] (0:11.79)	0:23.25 [4] (0:11.34)	0:11.91 [3] (0:11.91)
Average Speed [km/h]	47.2	62.3	60.2	59.7	61.0	63.7	60.3
Top Speed [km/h]	60.9	63.5	62.6	61.4	63.0	64.6	63.0
Avg. Dist. to Rail [m]	0.6	0.8	0.5	0.9	0.6	1.9	5.0
Avg. Stride Freq. [Hz]	2.3	2.3	2.3	2.3	2.3	2.4	2.3
Avg. Stride Length [m]	5.7	6.9	7.1	7.0	7.2	7.3	7.0



- [ ] Ranking at each section and finish
- .-.- No data available at this section
- NA No data available



Horse/Jockey Name	Lyndall
Final Rank	8
Fastest Section Time (Section)	0:11.61 (Overall)
Top Speed [km/h] (Section)	63.5 (1000m)
Race State	Finished



Ipswich QLD Professional

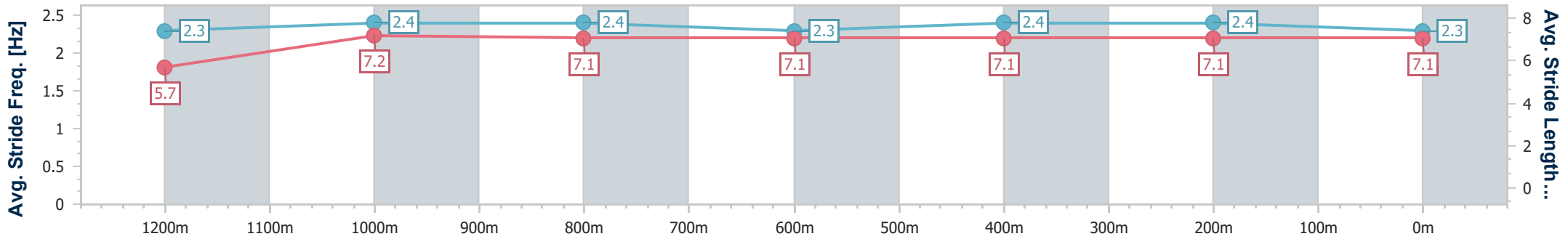
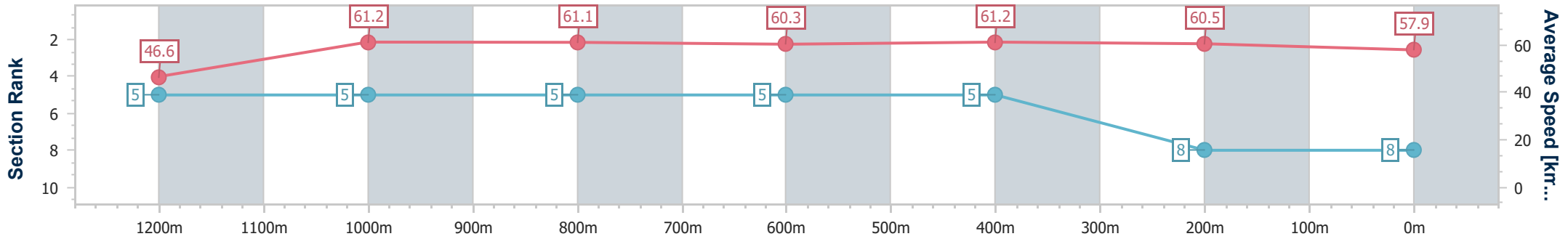
Race 5: BARRIER REEF POOLS Class 5 Handicap - 1350m

05 February 2025 - 16:33



Track Rating: Soft 6, Weather: Overcast, Rail Position: +3.5m Entire

Section	Overall	1200m	1000m	800m	600m	400m	200m
Section Times	1:23.25 [8] (0:11.61)	1:11.64 [5] (0:11.80)	0:59.84 [5] (0:11.80)	0:48.04 [5] (0:11.91)	0:36.13 [5] (0:11.74)	0:24.39 [5] (0:11.96)	0:12.43 [8] (0:12.43)
Average Speed [km/h]	46.6	61.2	61.1	60.3	61.2	60.5	57.9
Top Speed [km/h]	60.1	63.3	63.5	61.3	62.2	61.1	60.2
Avg. Dist. to Rail [m]	6.2	1.5	0.3	0.7	0.4	2.5	5.0
Avg. Stride Freq. [Hz]	2.3	2.4	2.4	2.3	2.4	2.4	2.3
Avg. Stride Length [m]	5.7	7.2	7.1	7.1	7.1	7.1	7.1



- [ ] Ranking at each section and finish
- .-.- No data available at this section
- NA No data available

# Ipswich QLD Professional

## Race 6: RED BULL BENCHMARK 70 Handicap - 1100m

05 February 2025 - 17:10

Track Rating: Soft 6, Weather: Overcast, Rail Position: +3.5m Entire

Section												Last 600m		
Field Times		Overall	1000m	800m	600m	400m	200m						0:35.10	
		1:04.77 (0:08.16)	0:56.61 (0:10.71)	0:45.90 (0:10.80)	0:35.10 (0:11.28)	0:23.82 (0:11.79)	0:12.03 (0:12.03)							
Rank	TAB	Horse/Jockey	Barrier	Top Speed [km/h]	Fastest Section							Margin	Distance Travelled [m]	
1	1	SKYWOLF Cody Collis	1	67.7 1000m	0:08.30 Overall	1:04.77 [1] (0:08.30)	0:56.47 [3] (0:10.74)	0:45.73 [4] (0:10.96)	0:34.77 [5] (0:11.37)	0:23.40 [5] (0:11.54)	0:11.86 [5] (0:11.86)	1:04.77	0:34.77	
2	6	BOOM MASTER Siobhan Rutledge	7	67.9 1000m	0:08.33 Overall	1:04.95 [2] (0:08.33)	0:56.62 [5] (0:10.80)	0:45.82 [6] (0:10.81)	0:35.01 [4] (0:11.16)	0:23.85 [3] (0:11.66)	0:12.19 [4] (0:12.19)	1.07L	0:35.01	+4
2	8	HERMANITA Tahlia Fenlon	9	67.9 800m	0:08.57 Overall	1:04.95 [2] (0:08.57)	0:56.38 [9] (0:11.05)	0:45.33 [9] (0:10.74)	0:34.59 [9] (0:11.11)	0:23.48 [6] (0:11.28)	0:12.20 [3] (0:12.20)	1.07L	0:34.59	+3
4	4	SHOT OF WHISKEY Jasper Franklin	5	68.6 1000m	0:08.43 Overall	1:05.20 [4] (0:08.43)	0:56.77 [8] (0:10.80)	0:45.97 [8] (0:10.98)	0:34.99 [8] (0:11.30)	0:23.69 [7] (0:11.57)	0:12.12 [7] (0:12.12)	2.53L	0:34.99	+0
5	2	BUGALUGS Courtney Bellamy	6	68.5 1000m	0:08.16 Overall	1:05.28 [5] (0:08.16)	0:57.12 [1] (0:10.71)	0:46.41 [1] (0:10.80)	0:35.61 [1] (0:11.28)	0:24.33 [1] (0:11.80)	0:12.53 [2] (0:12.53)	2.99L	0:35.61	+4
6	5	GALAXY GENERAL Georgina Cartwright	4	68.2 1000m	0:08.19 Overall	1:05.44 [6] (0:08.19)	0:57.25 [2] (0:10.72)	0:46.53 [3] (0:10.98)	0:35.55 [3] (0:11.43)	0:24.12 [4] (0:11.75)	0:12.37 [6] (0:12.37)	3.93L	0:35.55	+2
7	11	ALL INCLUSIVE James Orman	3	69.9 1000m	0:08.35 Overall	1:05.51 [7] (0:08.35)	0:57.16 [7] (0:10.52)	0:46.64 [1] (0:10.84)	0:35.80 [2] (0:11.34)	0:24.46 [2] (0:11.69)	0:12.77 [1] (0:12.77)	4.32L	0:35.80	-1
8	9	CRICKETS CHIRPING Andrew Mallyon	2	69.4 1000m	0:08.34 Overall	1:06.19 [8] (0:08.34)	0:57.85 [6] (0:10.76)	0:47.09 [5] (0:11.04)	0:36.05 [7] (0:11.40)	0:24.65 [8] (0:11.91)	0:12.74 [8] (0:12.74)	8.36L	0:36.05	+2
9	10	CITY CHICK Paul Hamblin	8	68.2 1000m	0:08.31 Overall	1:06.53 [9] (0:08.31)	0:58.22 [4] (0:10.83)	0:47.39 [7] (0:10.93)	0:36.46 [6] (0:11.49)	0:24.97 [9] (0:12.00)	0:12.97 [9] (0:12.97)	10.31L	0:36.46	+6

Scratched: Hodgson (#3), Deputize (#12), Zourata (#7)



Horse/Jockey Name	Skywolf
Final Rank	1
Fastest Section Time (Section)	0:08.30 (Overall)
Top Speed [km/h] (Section)	67.7 (1000m)
Race State	Finished



### Ipswich QLD Professional

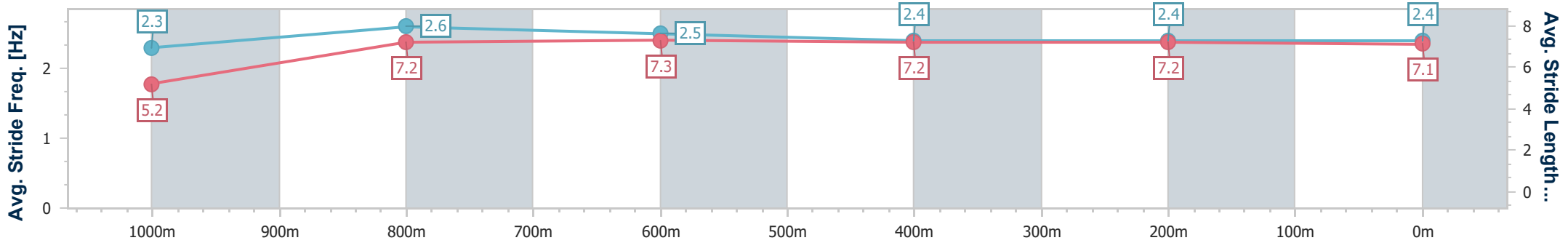
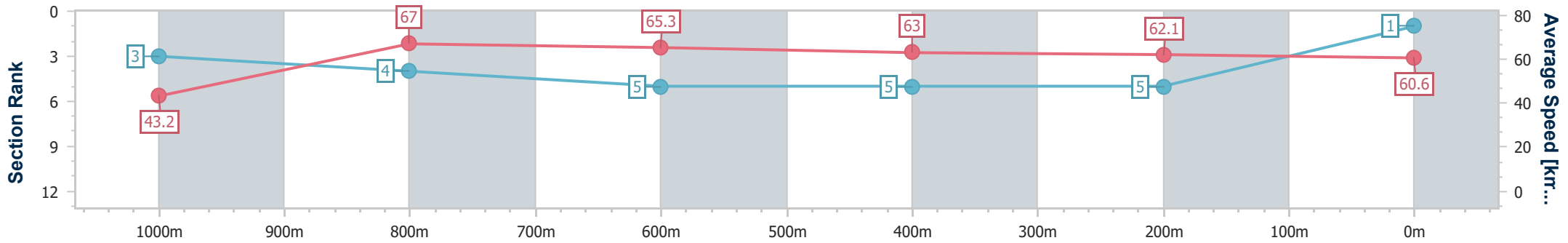
Race 6: RED BULL BENCHMARK 70 Handicap - 1100m

05 February 2025 - 17:10



Track Rating: Soft 6, Weather: Overcast, Rail Position: +3.5m Entire

Section	Overall	1000m	800m	600m	400m	200m
Section Times	1:04.77 [1] (0:08.30)	0:56.47 [3] (0:10.74)	0:45.73 [4] (0:10.96)	0:34.77 [5] (0:11.37)	0:23.40 [5] (0:11.54)	0:11.86 [5] (0:11.86)
Average Speed [km/h]	43.2	67.0	65.3	63.0	62.1	60.6
Top Speed [km/h]	65.0	67.7	66.8	64.5	62.8	62.0
Avg. Dist. to Rail [m]	2.5	0.6	1.5	1.8	1.6	1.3
Avg. Stride Freq. [Hz]	2.3	2.6	2.5	2.4	2.4	2.4
Avg. Stride Length [m]	5.2	7.2	7.3	7.2	7.2	7.1



- [ ] Ranking at each section and finish
- .-.- No data available at this section
- NA No data available



Horse/Jockey Name	Hermanita
Final Rank	2
Fastest Section Time (Section)	0:08.57 (Overall)
Top Speed [km/h] (Section)	67.9 (800m)
Race State	Finished



### Ipswich QLD Professional

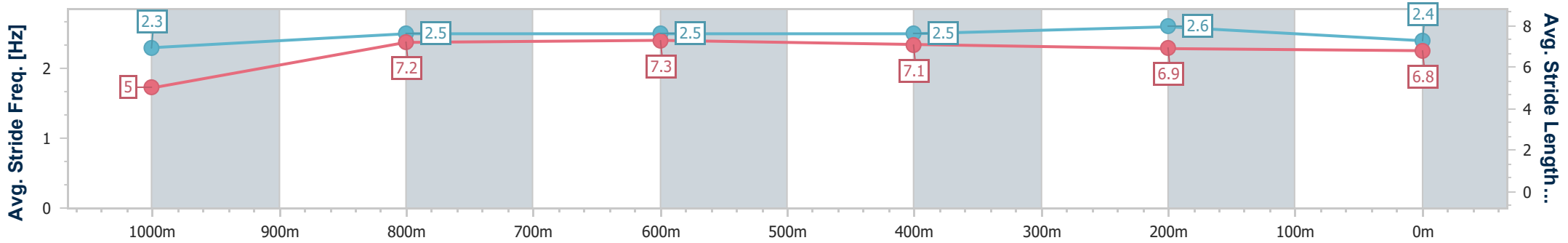
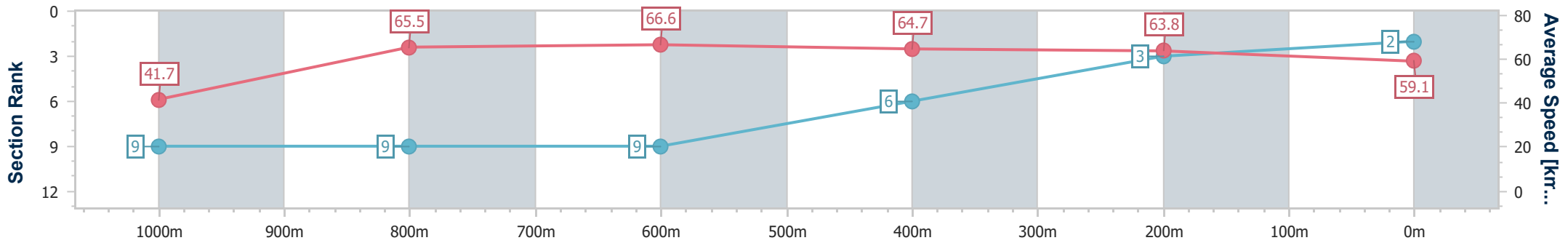
Race 6: RED BULL BENCHMARK 70 Handicap - 1100m

05 February 2025 - 17:10



Track Rating: Soft 6, Weather: Overcast, Rail Position: +3.5m Entire

Section	Overall	1000m	800m	600m	400m	200m
Section Times	1:04.95 [2] (0:08.57)	0:56.38 [9] (0:11.05)	0:45.33 [9] (0:10.74)	0:34.59 [9] (0:11.11)	0:23.48 [6] (0:11.28)	0:12.20 [3] (0:12.20)
Average Speed [km/h]	41.7	65.5	66.6	64.7	63.8	59.1
Top Speed [km/h]	61.1	67.1	67.9	66.1	64.8	63.6
Avg. Dist. to Rail [m]	11.9	3.2	1.9	0.5	1.4	2.0
Avg. Stride Freq. [Hz]	2.3	2.5	2.5	2.5	2.6	2.4
Avg. Stride Length [m]	5.0	7.2	7.3	7.1	6.9	6.8



- [ ] Ranking at each section and finish
- .-.- No data available at this section
- NA No data available



Horse/Jockey Name	Boom Master
Final Rank	2
Fastest Section Time (Section)	0:08.33 (Overall)
Top Speed [km/h] (Section)	67.9 (1000m)
Race State	Finished



### Ipswich QLD Professional

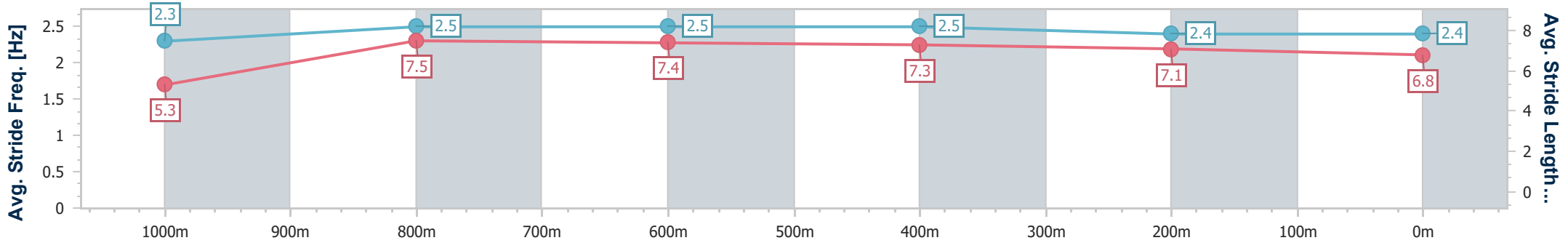
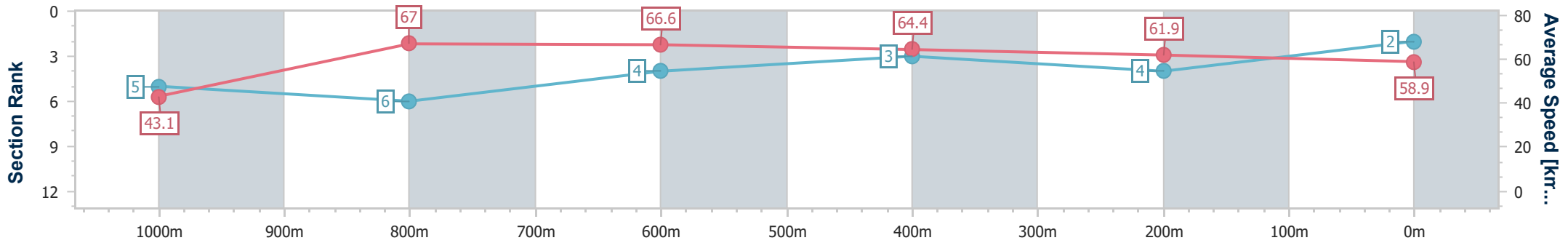
Race 6: RED BULL BENCHMARK 70 Handicap - 1100m

05 February 2025 - 17:10



Track Rating: Soft 6, Weather: Overcast, Rail Position: +3.5m Entire

Section	Overall	1000m	800m	600m	400m	200m
Section Times	1:04.95 [2] (0:08.33)	0:56.62 [5] (0:10.80)	0:45.82 [6] (0:10.81)	0:35.01 [4] (0:11.16)	0:23.85 [3] (0:11.66)	0:12.19 [4]
Average Speed [km/h]	43.1	67.0	66.6	64.4	61.9	58.9
Top Speed [km/h]	63.8	67.9	67.8	66.0	63.7	61.4
Avg. Dist. to Rail [m]	8.7	2.4	0.2	0.2	0.7	0.9
Avg. Stride Freq. [Hz]	2.3	2.5	2.5	2.5	2.4	2.4
Avg. Stride Length [m]	5.3	7.5	7.4	7.3	7.1	6.8



- [ ] Ranking at each section and finish
- .-.- No data available at this section
- NA No data available



Horse/Jockey Name	Shot Of Whiskey
Final Rank	4
Fastest Section Time (Section)	0:08.43 (Overall)
Top Speed [km/h] (Section)	68.6 (1000m)
Race State	Finished



### Ipswich QLD Professional

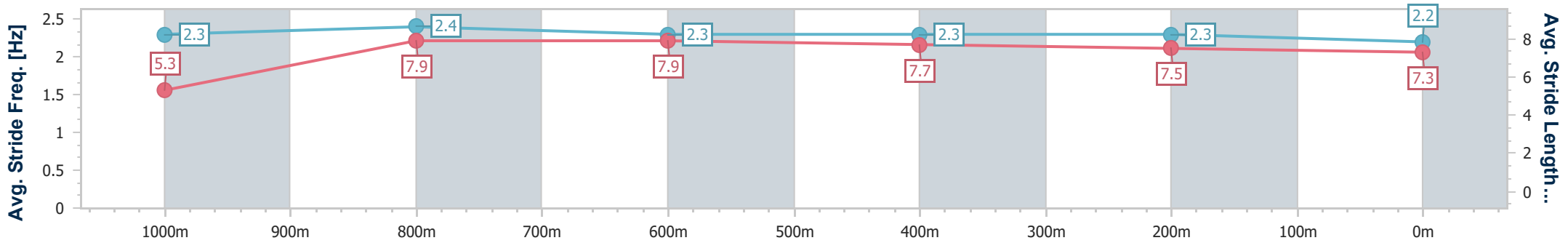
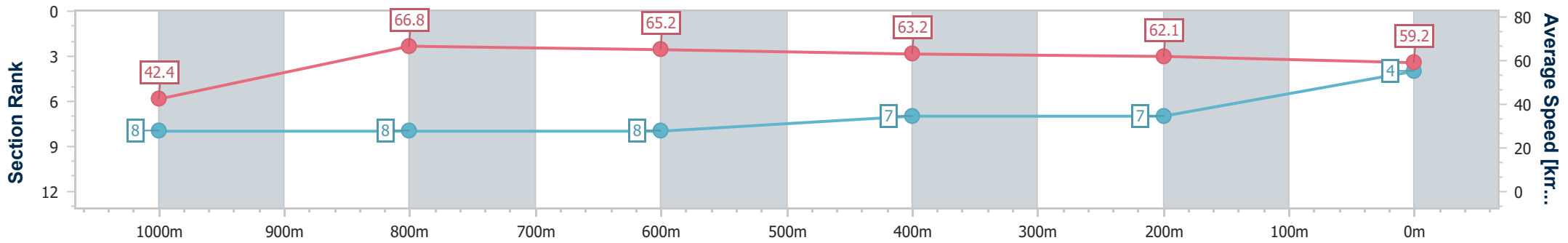
Race 6: RED BULL BENCHMARK 70 Handicap - 1100m

05 February 2025 - 17:10



Track Rating: Soft 6, Weather: Overcast, Rail Position: +3.5m Entire

Section	Overall	1000m	800m	600m	400m	200m
Section Times	1:05.20 [4] (0:08.43)	0:56.77 [8] (0:10.80)	0:45.97 [8] (0:10.98)	0:34.99 [8] (0:11.30)	0:23.69 [7] (0:11.57)	0:12.12 [7] (0:12.12)
Average Speed [km/h]	42.4	66.8	65.2	63.2	62.1	59.2
Top Speed [km/h]	65.4	68.6	66.9	65.6	62.5	61.1
Avg. Dist. to Rail [m]	7.7	1.2	1.7	1.5	1.7	2.0
Avg. Stride Freq. [Hz]	2.3	2.4	2.3	2.3	2.3	2.2
Avg. Stride Length [m]	5.3	7.9	7.9	7.7	7.5	7.3



- [ ] Ranking at each section and finish
- .-.- No data available at this section
- NA No data available



Horse/Jockey Name	Bugalugs
Final Rank	5
Fastest Section Time (Section)	0:08.16 (Overall)
Top Speed [km/h] (Section)	68.5 (1000m)
Race State	Finished



### Ipswich QLD Professional

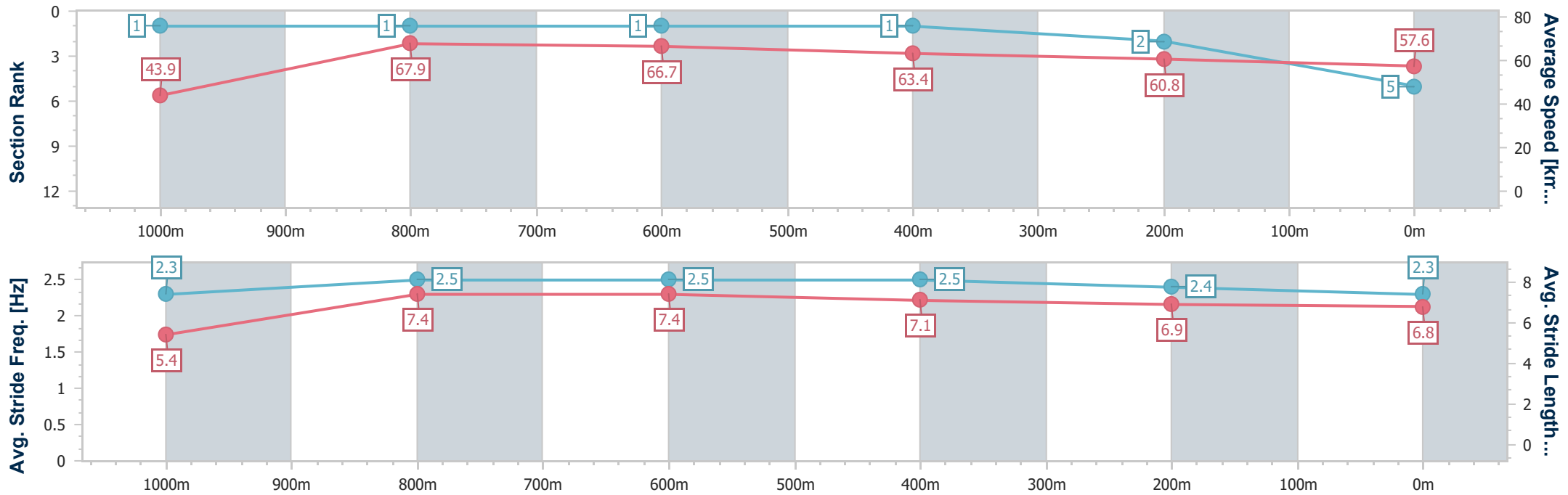
Race 6: RED BULL BENCHMARK 70 Handicap - 1100m

05 February 2025 - 17:10



Track Rating: Soft 6, Weather: Overcast, Rail Position: +3.5m Entire

Section	Overall	1000m	800m	600m	400m	200m
Section Times	1:05.28 [5] (0:08.16)	0:57.12 [1] (0:10.71)	0:46.41 [1] (0:10.80)	0:35.61 [1] (0:11.28)	0:24.33 [1] (0:11.80)	0:12.53 [2] (0:12.53)
Average Speed [km/h]	43.9	67.9	66.7	63.4	60.8	57.6
Top Speed [km/h]	64.4	68.5	67.9	65.1	62.4	60.2
Avg. Dist. to Rail [m]	8.4	3.1	0.4	0.8	0.4	0.3
Avg. Stride Freq. [Hz]	2.3	2.5	2.5	2.5	2.4	2.3
Avg. Stride Length [m]	5.4	7.4	7.4	7.1	6.9	6.8



- [ ] Ranking at each section and finish
- .-.- No data available at this section
- NA No data available





Horse/Jockey Name	Galaxy General
Final Rank	6
Fastest Section Time (Section)	0:08.19 (Overall)
Top Speed [km/h] (Section)	68.2 (1000m)
Race State	Finished



### Ipswich QLD Professional

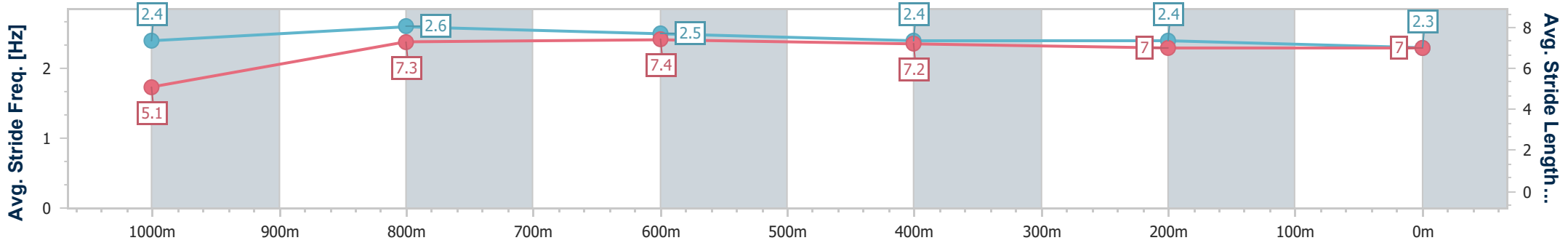
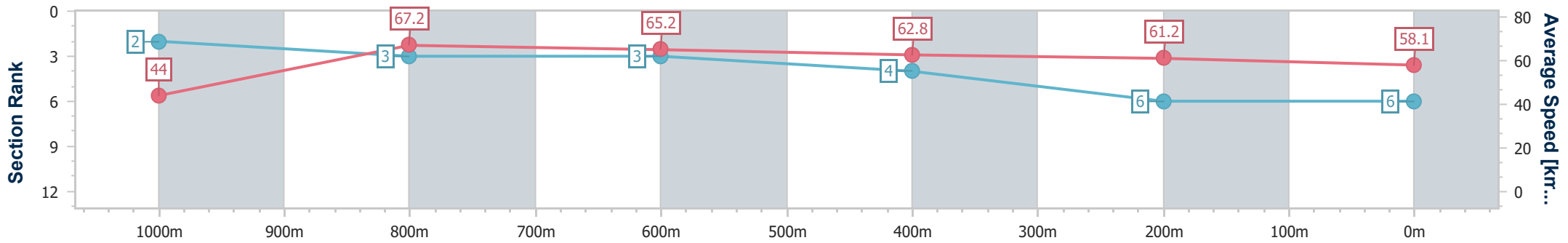
Race 6: RED BULL BENCHMARK 70 Handicap - 1100m

05 February 2025 - 17:10



Track Rating: Soft 6, Weather: Overcast, Rail Position: +3.5m Entire

Section	Overall	1000m	800m	600m	400m	200m
Section Times	1:05.44 [6] (0:08.19)	0:57.25 [2] (0:10.72)	0:46.53 [3] (0:10.98)	0:35.55 [3] (0:11.43)	0:24.12 [4] (0:11.75)	0:12.37 [6] (0:12.37)
Average Speed [km/h]	44.0	67.2	65.2	62.8	61.2	58.1
Top Speed [km/h]	66.2	68.2	67.0	65.6	61.9	60.5
Avg. Dist. to Rail [m]	6.2	1.4	1.7	1.0	0.6	1.7
Avg. Stride Freq. [Hz]	2.4	2.6	2.5	2.4	2.4	2.3
Avg. Stride Length [m]	5.1	7.3	7.4	7.2	7.0	7.0



- [ ] Ranking at each section and finish
- .-.- No data available at this section
- NA No data available



Horse/Jockey Name	All Inclusive
Final Rank	7
Fastest Section Time (Section)	0:08.35 (Overall)
Top Speed [km/h] (Section)	69.9 (1000m)
Race State	Finished



### Ipswich QLD Professional

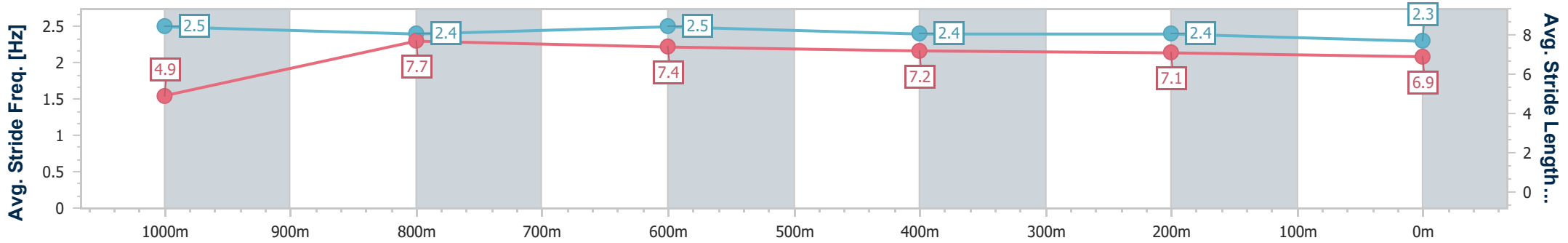
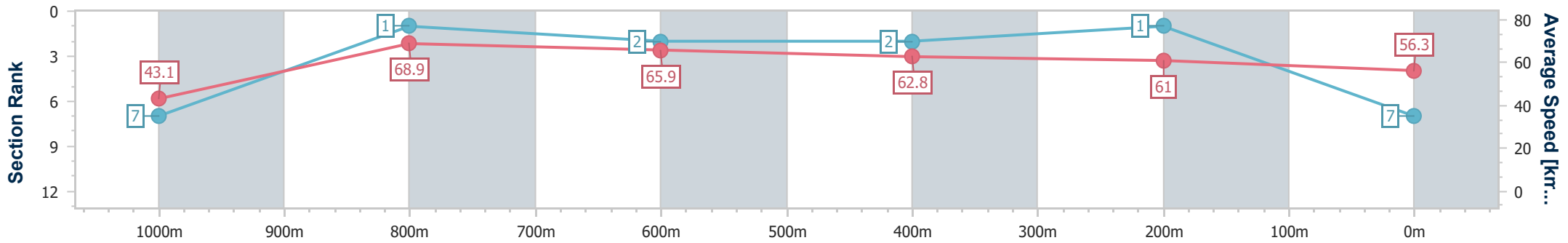
Race 6: RED BULL BENCHMARK 70 Handicap - 1100m

05 February 2025 - 17:10



Track Rating: Soft 6, Weather: Overcast, Rail Position: +3.5m Entire

Section	Overall	1000m	800m	600m	400m	200m
Section Times	1:05.51 [7] (0:08.35)	0:57.16 [7] (0:10.52)	0:46.64 [1] (0:10.84)	0:35.80 [2] (0:11.34)	0:24.46 [2] (0:11.69)	0:12.77 [1]
Average Speed [km/h]	43.1	68.9	65.9	62.8	61.0	56.3
Top Speed [km/h]	67.8	69.9	67.9	64.2	63.3	60.5
Avg. Dist. to Rail [m]	6.0	2.1	1.5	3.1	2.5	1.7
Avg. Stride Freq. [Hz]	2.5	2.4	2.5	2.4	2.4	2.3
Avg. Stride Length [m]	4.9	7.7	7.4	7.2	7.1	6.9



- [ ] Ranking at each section and finish
- .-.- No data available at this section
- NA No data available



Horse/Jockey Name	Cricketts Chirping
Final Rank	8
Fastest Section Time (Section)	0:08.34 (Overall)
Top Speed [km/h] (Section)	69.4 (1000m)
Race State	Finished



### Ipswich QLD Professional

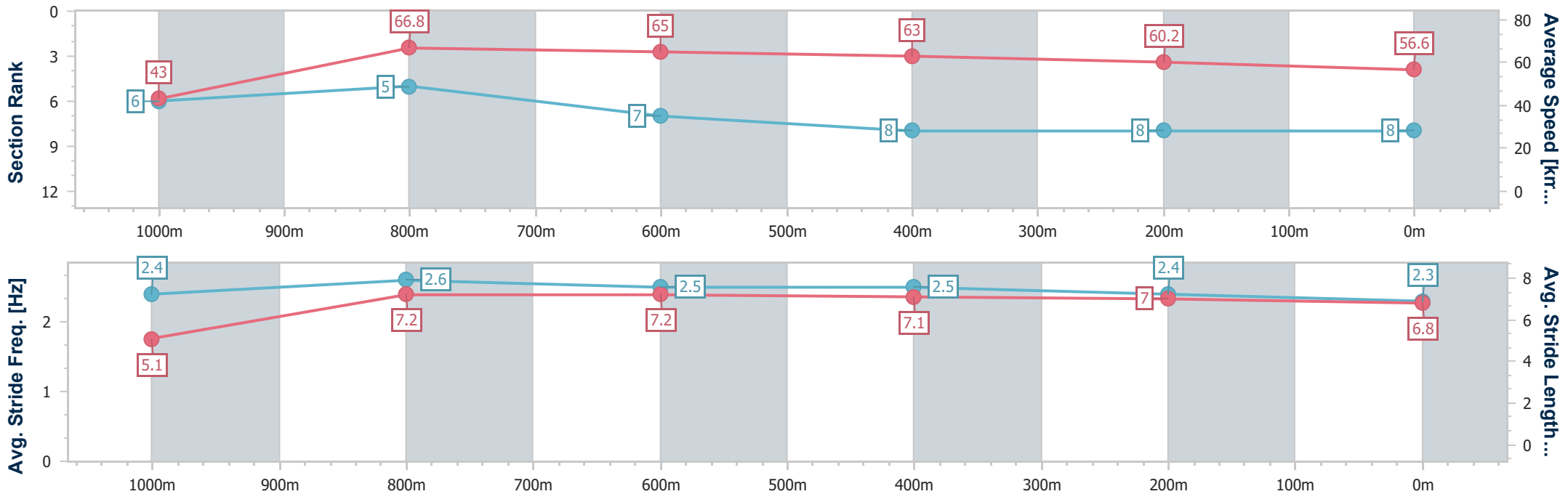
Race 6: RED BULL BENCHMARK 70 Handicap - 1100m

05 February 2025 - 17:10



Track Rating: Soft 6, Weather: Overcast, Rail Position: +3.5m Entire

Section	Overall	1000m	800m	600m	400m	200m
Section Times	1:06.19 [8] (0:08.34)	0:57.85 [6] (0:10.76)	0:47.09 [5] (0:11.04)	0:36.05 [7] (0:11.40)	0:24.65 [8] (0:11.91)	0:12.74 [8] (0:12.74)
Average Speed [km/h]	43.0	66.8	65.0	63.0	60.2	56.6
Top Speed [km/h]	65.6	69.4	65.7	64.9	61.5	60.1
Avg. Dist. to Rail [m]	4.5	0.7	1.2	0.5	1.2	2.2
Avg. Stride Freq. [Hz]	2.4	2.6	2.5	2.5	2.4	2.3
Avg. Stride Length [m]	5.1	7.2	7.2	7.1	7.0	6.8



- [ ] Ranking at each section and finish
- .-.- No data available at this section
- NA No data available



Horse/Jockey Name	City Chick
Final Rank	9
Fastest Section Time (Section)	0:08.31 (Overall)
Top Speed [km/h] (Section)	68.2 (1000m)
Race State	Finished



### Ipswich QLD Professional

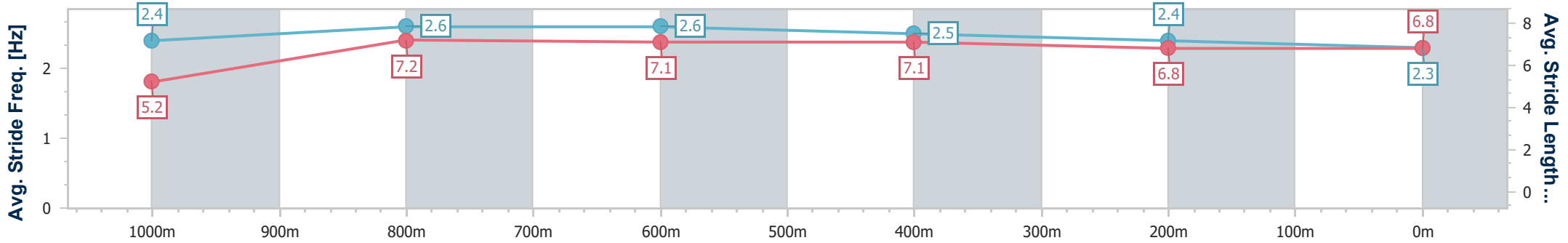
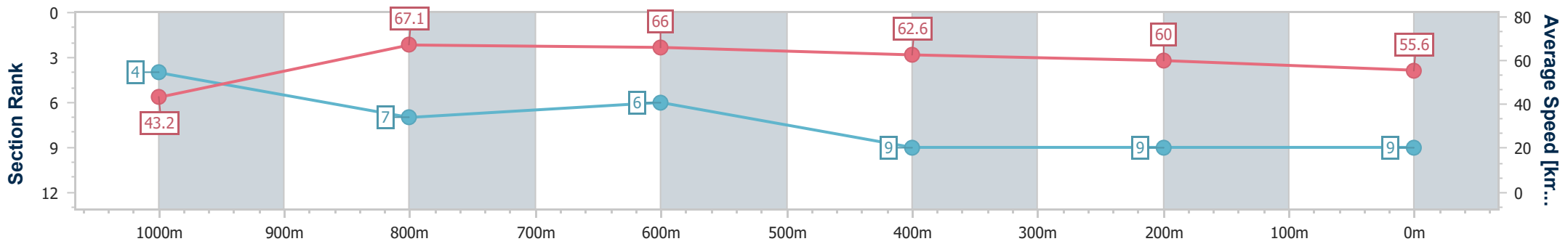
Race 6: RED BULL BENCHMARK 70 Handicap - 1100m

05 February 2025 - 17:10



Track Rating: Soft 6, Weather: Overcast, Rail Position: +3.5m Entire

Section	Overall	1000m	800m	600m	400m	200m
Section Times	1:06.53 [9] (0:08.31)	0:58.22 [4] (0:10.83)	0:47.39 [7] (0:10.93)	0:36.46 [6] (0:11.49)	0:24.97 [9] (0:12.00)	0:12.97 [9] (0:12.97)
Average Speed [km/h]	43.2	67.1	66.0	62.6	60.0	55.6
Top Speed [km/h]	63.9	68.2	67.6	64.3	61.9	59.1
Avg. Dist. to Rail [m]	9.9	4.1	1.4	0.4	0.7	1.8
Avg. Stride Freq. [Hz]	2.4	2.6	2.6	2.5	2.4	2.3
Avg. Stride Length [m]	5.2	7.2	7.1	7.1	6.8	6.8



- [ ] Ranking at each section and finish
- .-.- No data available at this section
- NA No data available

Track Rating: Soft 6, Weather: Overcast, Rail Position: +3.5m Entire

Section												Last 600m	
Field Times		Overall	1200m	1000m	800m	600m	400m						0:00.00
		1:20.58 (0:10.86)	1:09.72 (0:11.09)	0:58.63 (0:11.59)	0:47.04 (0:11.77)	0:35.27 (0:11.76)	0:23.51 (0:11.77)						
Rank	TAB	Horse/Jockey	Barrier	Top Speed [km/h]	Fastest Section							Distance Travelled [m]	
1	1	<b>JONNY DA WOLF</b> James Orman	10	66.0 1200m	0:11.00 Overall	1:20.58 [1] (0:11.00)	1:09.58 [3] (0:11.08)	0:58.50 [2] (0:11.62)	0:46.88 [3] (0:11.89)	0:34.99 [2] (0:11.64)	0:23.35 [2] (0:11.61)	0:34.99	
2	6	<b>GREY IMPACT</b> Cody Collis	8	67.6 1000m	0:10.86 Overall	1:21.33 [2] (0:10.86)	1:10.47 [1] (0:11.09)	0:59.38 [1] (0:11.59)	0:47.79 [1] (0:11.77)	0:36.02 [1] (0:11.76)	0:24.26 [1] (0:11.92)	0:36.02	-1
3	12	<b>LIKE SMOKE</b> Michael Rodd	12	64.5 1200m	0:11.28 1200m	1:21.41 [3] (0:11.64)	1:09.77 [10] (0:11.28)	0:58.49 [10] (0:11.60)	0:46.89 [10] (0:11.93)	0:34.96 [10] (0:11.64)	0:23.32 [10] (0:11.70)	0:34.96	+2
4	11	<b>TIETAR</b> Ryan Maloney	5	65.7 1200m	0:11.07 1200m	1:21.61 [4] (0:11.40)	1:10.21 [8] (0:11.07)	0:59.14 [8] (0:11.59)	0:47.55 [8] (0:11.90)	0:35.65 [8] (0:11.73)	0:23.92 [8] (0:11.78)	0:35.65	-1
5	8	<b>BERNICE'S SPIRIT</b> Luke Dempsey	6	65.6 1200m	0:11.09 1200m	1:21.70 [5] (0:11.46)	1:10.24 [9] (0:11.09)	0:59.15 [9] (0:11.62)	0:47.53 [9] (0:11.95)	0:35.58 [9] (0:11.75)	0:23.83 [9] (0:11.72)	0:35.58	-1
6	3	<b>EXPRESS PAYMENT</b> Jake Bayliss	1	65.3 1200m	0:11.03 Overall	1:21.79 [6] (0:11.03)	1:10.76 [4] (0:11.24)	0:59.52 [6] (0:11.55)	0:47.97 [6] (0:11.84)	0:36.13 [5] (0:11.71)	0:24.42 [3] (0:11.86)	0:36.13	-3
7	15	<b>HELLO IN THERE</b> Madeleine Wishart	3	65.6 1200m	0:11.10 Overall	1:21.90 [7] (0:11.10)	1:10.80 [6] (0:11.17)	0:59.63 [5] (0:11.58)	0:48.05 [7] (0:11.96)	0:36.09 [7] (0:11.85)	0:24.24 [7] (0:11.98)	0:36.09	+6
8	16	<b>WHISTLIN' RULER</b> Samantha Collett	9	64.4 1000m	0:11.34 1200m	1:21.96 [8] (0:11.81)	1:10.15 [11] (0:11.34)	0:58.81 [11] (0:11.53)	0:47.28 [11] (0:11.91)	0:35.37 [11] (0:11.66)	0:23.71 [11] (0:11.63)	0:35.37	-1
9	4	<b>SWITCHBLADE</b> Micheal Hellyer	7	66.3 1200m	0:11.03 1200m	1:22.12 [9] (0:11.35)	1:10.77 [7] (0:11.03)	0:59.74 [7] (0:11.41)	0:48.33 [4] (0:11.87)	0:36.46 [4] (0:11.78)	0:24.68 [5] (0:12.09)	0:36.46	+6
10	2	<b>BOOMSTER</b> Cejay Graham	11	65.3 1200m	0:10.99 Overall	1:22.17 [10] (0:10.99)	1:11.18 [2] (0:11.23)	0:59.95 [3] (0:11.48)	0:48.47 [2] (0:11.89)	0:36.58 [3] (0:11.83)	0:24.75 [4] (0:11.99)	0:36.58	+5

Scratched: Our Drummer (#13), Betathaneva (#9), Wild Gypsy (#5), Spirit Of Nurai (#7)



**Ipswich QLD Professional**  
**Race 7: LEMSECCO Class 1 Handicap - 1350m**  
 05 February 2025 - 17:45



Track Rating: Soft 6, Weather: Overcast, Rail Position: +3.5m Entire

Section	Overall	1200m	1000m	800m	600m	400m	Last 600m
Field Times	1:20.58 (0:10.86)	1:09.72 (0:11.09)	0:58.63 (0:11.59)	0:47.04 (0:11.77)	0:35.27 (0:11.76)	0:23.51 (0:11.77)	0:00.00

Rank	TAB	Horse/Jockey	Barrier	Top Speed [km/h]	Fastest Section	Overall	1200m	1000m	800m	600m	400m	Last 600m	Distance Travelled [m]
11	14	RISK ASSESSMENT Angela Jones	4	65.6 1200m	0:11.07 Overall	1:22.30 [11] (0:11.07)	1:11.23 [5] (0:11.17)	1:00.06 [4] (0:11.58)	0:48.48 [5] (0:11.89)	0:36.59 [6] (0:11.83)	0:24.76 [6] (0:12.08)	0:36.59	+3
12	10	OUTTA CONTROL Emily Lang	2	Data was not able to be tracked for this horse		-:-:-	-:-:-	-:-:-	-:-:-	-:-:-	-:-:-	-:-:-	-:-:-

Scratched: Our Drummer (#13), Betathaneva (#9), Wild Gypsy (#5), Spirit Of Nurai (#7)

[ ] Ranking at each section and finish  
 -:-:- No data available at this section  
 NA No data available

SCN Saddle cloth number  
 DNF Did not finish  
 DNT Did not track



**Ipswich QLD Professional**  
**Race 7: LEMSECCO Class 1 Handicap - 1350m**  
 05 February 2025 - 17:45



Track Rating: Soft 6, Weather: Overcast, Rail Position: +3.5m Entire

Section				200m				Last 600m	
Field Times				0:11.74 (0:11.74)				0:00.00	
Rank	TAB	Horse/Jockey	Barrier	Top Speed [km/h]	Fastest Section	Margin			Distance Travelled [m]
1	1	<b>JONNY DA WOLF</b> James Orman	10	66.0 1200m	0:11.00 Overall	0:11.74 [1] (0:11.74)	1:20.58		0:34.99
2	6	<b>GREY IMPACT</b> Cody Collis	8	67.6 1000m	0:10.86 Overall	0:12.34 [2] (0:12.34)	4.36L		0:36.02 -1
3	12	<b>LIKE SMOKE</b> Michael Rodd	12	64.5 1200m	0:11.28 1200m	0:11.62 [10] (0:11.62)	4.87L		0:34.96 +2
4	11	<b>TIETAR</b> Ryan Maloney	5	65.7 1200m	0:11.07 1200m	0:12.14 [5] (0:12.14)	6.04L		0:35.65 -1
5	8	<b>BERNICE'S SPIRIT</b> Luke Dempsey	6	65.6 1200m	0:11.09 1200m	0:12.11 [7] (0:12.11)	6.54L		0:35.58 -1
6	3	<b>EXPRESS PAYMENT</b> Jake Bayliss	1	65.3 1200m	0:11.03 Overall	0:12.56 [3] (0:12.56)	7.1L		0:36.13 -3
7	15	<b>HELLO IN THERE</b> Madeleine Wishart	3	65.6 1200m	0:11.10 Overall	0:12.26 [9] (0:12.26)	7.75L		0:36.09 +6
8	16	<b>WHISTLIN' RULER</b> Samantha Collett	9	64.4 1000m	0:11.34 1200m	0:12.08 [11] (0:12.08)	8.1L		0:35.37 -1
9	4	<b>SWITCHBLADE</b> Micheal Hellyer	7	66.3 1200m	0:11.03 1200m	0:12.59 [6] (0:12.59)	9.04L		0:36.46 +6
10	2	<b>BOOMSTER</b> Cejay Graham	11	65.3 1200m	0:10.99 Overall	0:12.76 [4] (0:12.76)	9.3L		0:36.58 +5

Scratched: Our Drummer (#13), Betathaneva (#9), Wild Gypsy (#5), Spirit Of Nurai (#7)

[ ] Ranking at each section and finish  
 -:-:- No data available at this section  
 NA No data available

SCN Saddle cloth number  
 DNF Did not finish  
 DNT Did not track



Ipswich QLD Professional  
 Race 7: LEMSECCO Class 1 Handicap - 1350m  
 05 February 2025 - 17:45



Track Rating: Soft 6, Weather: Overcast, Rail Position: +3.5m Entire

Section							200m			Last 600m
Field Times							0:11.74 (0:11.74)			0:00.00
Rank	TAB	Horse/Jockey	Barrier	Top Speed [km/h]	Fastest Section	Margin	Margin			Distance Travelled [m]
11	14	RISK ASSESSMENT Angela Jones	4	65.6 1200m	0:11.07 Overall	0:12.68 [8] (0:12.68)	10.07L		0:36.59	+3
12	10	OUTTA CONTROL Emily Lang	2	Data was not able to be tracked for this horse		---	10.63L		---	---

Scratched: Our Drummer (#13), Betathaneva (#9), Wild Gypsy (#5), Spirit Of Nurai (#7)

[ ] Ranking at each section and finish  
 --- No data available at this section  
 NA No data available

SCN Saddle cloth number  
 DNF Did not finish  
 DNT Did not track





Horse/Jockey Name	Jonny Da Wolf
Final Rank	1
Fastest Section Time (Section)	0:11.00 (Overall)
Top Speed [km/h] (Section)	66.0 (1200m)
Race State	Finished



### Ipswich QLD Professional

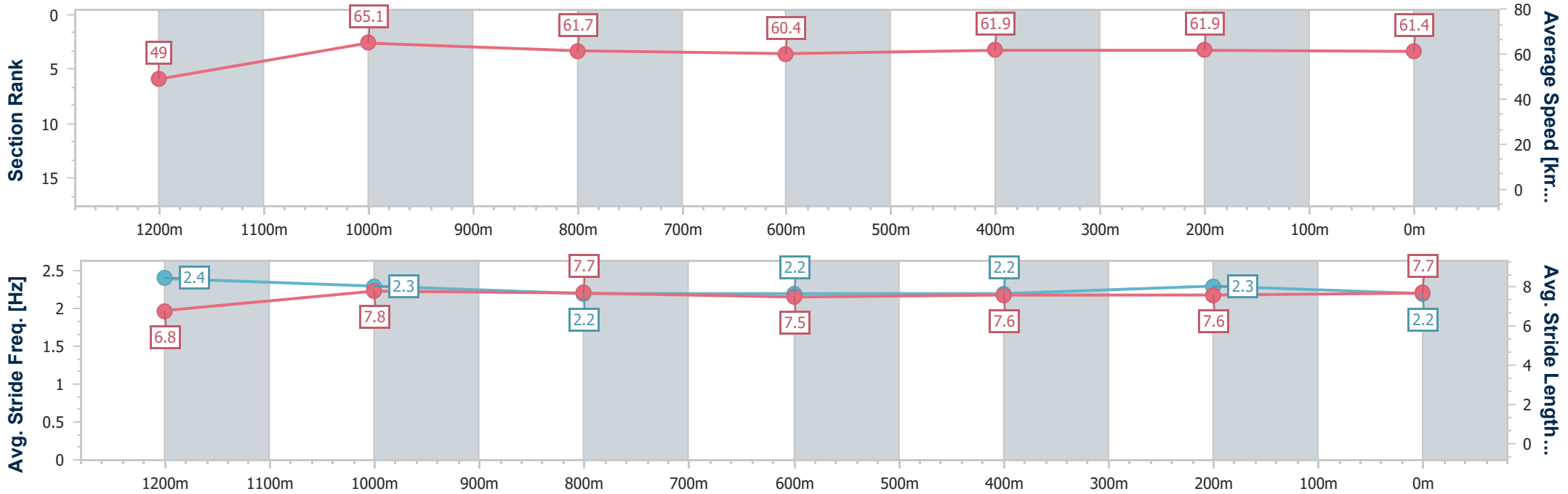
Race 7: LEMSECCO Class 1 Handicap - 1350m

05 February 2025 - 17:45



Track Rating: Soft 6, Weather: Overcast, Rail Position: +3.5m Entire

Section	Overall	1200m	1000m	800m	600m	400m	200m
Section Times	1:20.58 [1] (0:11.00)	1:09.58 [3] (0:11.08)	0:58.50 [2] (0:11.62)	0:46.88 [3] (0:11.89)	0:34.99 [2] (0:11.64)	0:23.35 [2] (0:11.61)	0:11.74 [1] (0:11.74)
Average Speed [km/h]	49.0	65.1	61.7	60.4	61.9	61.9	61.4
Top Speed [km/h]	65.1	66.0	63.1	61.2	62.4	63.0	62.8
Avg. Dist. to Rail [m]	6.0	1.5	0.6	0.9	0.2	0.6	1.6
Avg. Stride Freq. [Hz]	2.4	2.3	2.2	2.2	2.2	2.3	2.2
Avg. Stride Length [m]	6.8	7.8	7.7	7.5	7.6	7.6	7.7



- [ ] Ranking at each section and finish
- .-.- No data available at this section
- NA No data available



Horse/Jockey Name	Grey Impact
Final Rank	2
Fastest Section Time (Section)	0:10.86 (Overall)
Top Speed [km/h] (Section)	67.6 (1000m)
Race State	Finished



### Ipswich QLD Professional

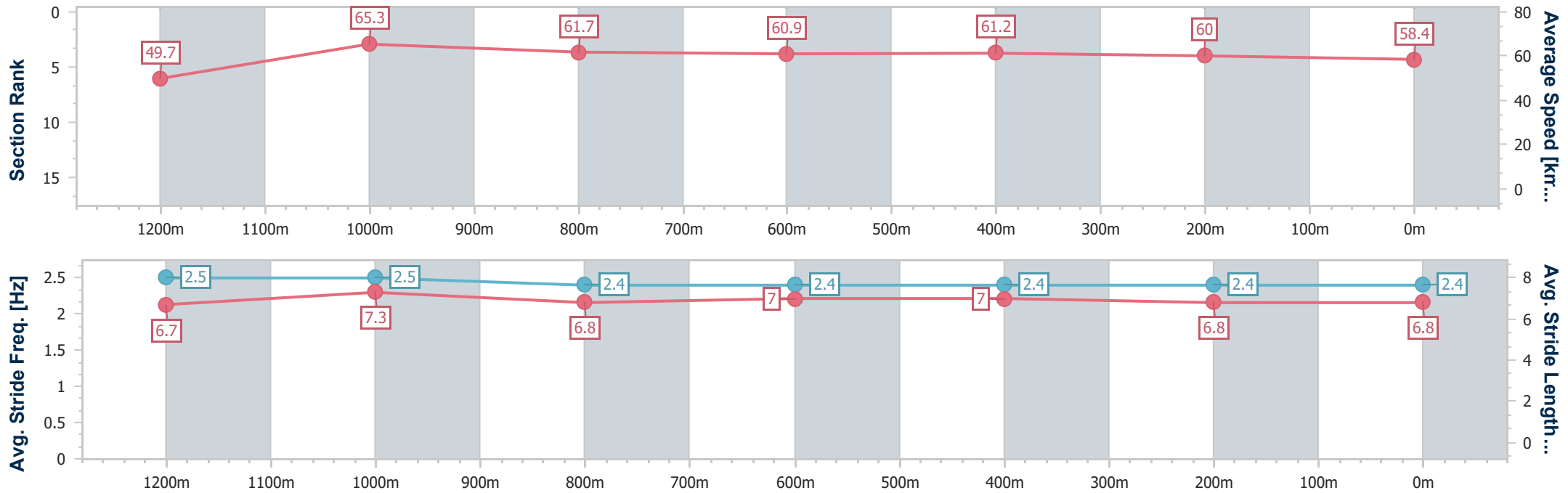
Race 7: LEMSECCO Class 1 Handicap - 1350m

05 February 2025 - 17:45



Track Rating: Soft 6, Weather: Overcast, Rail Position: +3.5m Entire

Section	Overall	1200m	1000m	800m	600m	400m	200m
Section Times	1:21.33 [2] (0:10.86)	1:10.47 [1] (0:11.09)	0:59.38 [1] (0:11.59)	0:47.79 [1] (0:11.77)	0:36.02 [1] (0:11.76)	0:24.26 [1] (0:11.92)	0:12.34 [2] (0:12.34)
Average Speed [km/h]	49.7	65.3	61.7	60.9	61.2	60.0	58.4
Top Speed [km/h]	65.7	67.4	67.6	61.2	61.6	61.5	59.3
Avg. Dist. to Rail [m]	5.5	1.4	0.9	1.0	0.5	1.2	0.8
Avg. Stride Freq. [Hz]	2.5	2.5	2.4	2.4	2.4	2.4	2.4
Avg. Stride Length [m]	6.7	7.3	6.8	7.0	7.0	6.8	6.8



- [ ] Ranking at each section and finish
- .-.- No data available at this section
- NA No data available



Horse/Jockey Name	Like Smoke
Final Rank	3
Fastest Section Time (Section)	0:11.28 (1200m)
Top Speed [km/h] (Section)	64.5 (1200m)
Race State	Finished



### Ipswich QLD Professional

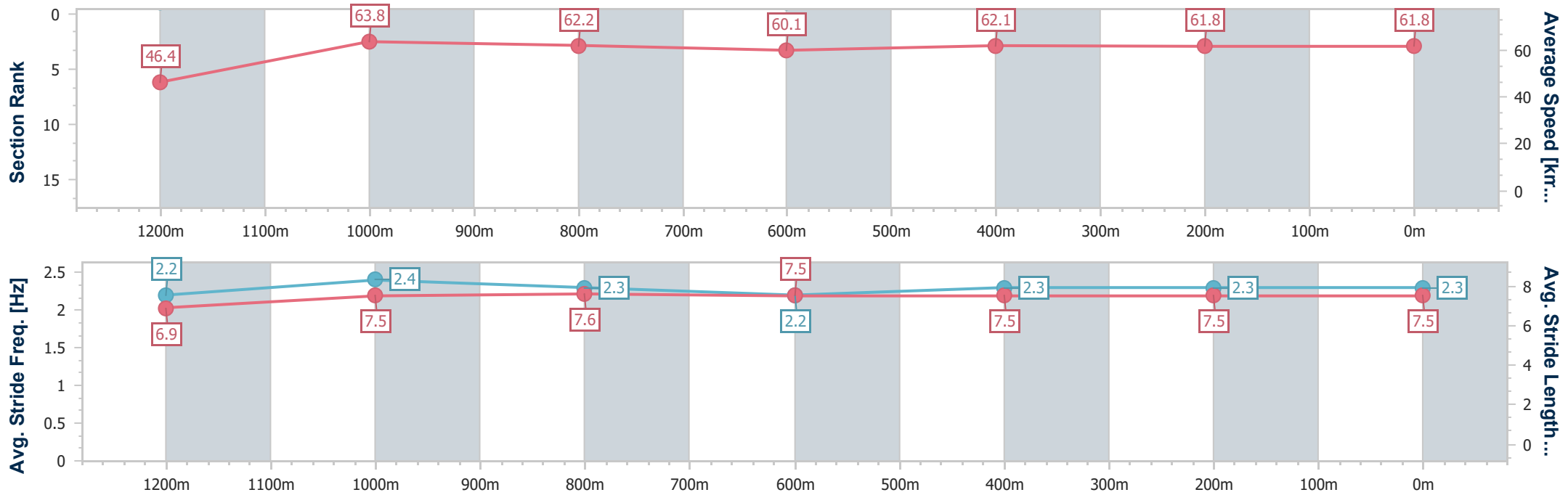
Race 7: LEMSECCO Class 1 Handicap - 1350m

05 February 2025 - 17:45



Track Rating: Soft 6, Weather: Overcast, Rail Position: +3.5m Entire

Section	Overall	1200m	1000m	800m	600m	400m	200m
Section Times	1:21.41 [3] (0:11.64)	1:09.77 [10] (0:11.28)	0:58.49 [10] (0:11.60)	0:46.89 [10] (0:11.93)	0:34.96 [10] (0:11.64)	0:23.32 [10] (0:11.70)	0:11.62 [10] (0:11.62)
Average Speed [km/h]	46.4	63.8	62.2	60.1	62.1	61.8	61.8
Top Speed [km/h]	62.0	64.5	63.9	61.4	62.8	62.7	63.0
Avg. Dist. to Rail [m]	7.7	1.5	0.4	0.6	0.5	2.3	4.6
Avg. Stride Freq. [Hz]	2.2	2.4	2.3	2.2	2.3	2.3	2.3
Avg. Stride Length [m]	6.9	7.5	7.6	7.5	7.5	7.5	7.5



- [ ] Ranking at each section and finish
- .-.- No data available at this section
- NA No data available



Horse/Jockey Name	Tietar
Final Rank	4
Fastest Section Time (Section)	0:11.07 (1200m)
Top Speed [km/h] (Section)	65.7 (1200m)
Race State	Finished



### Ipswich QLD Professional

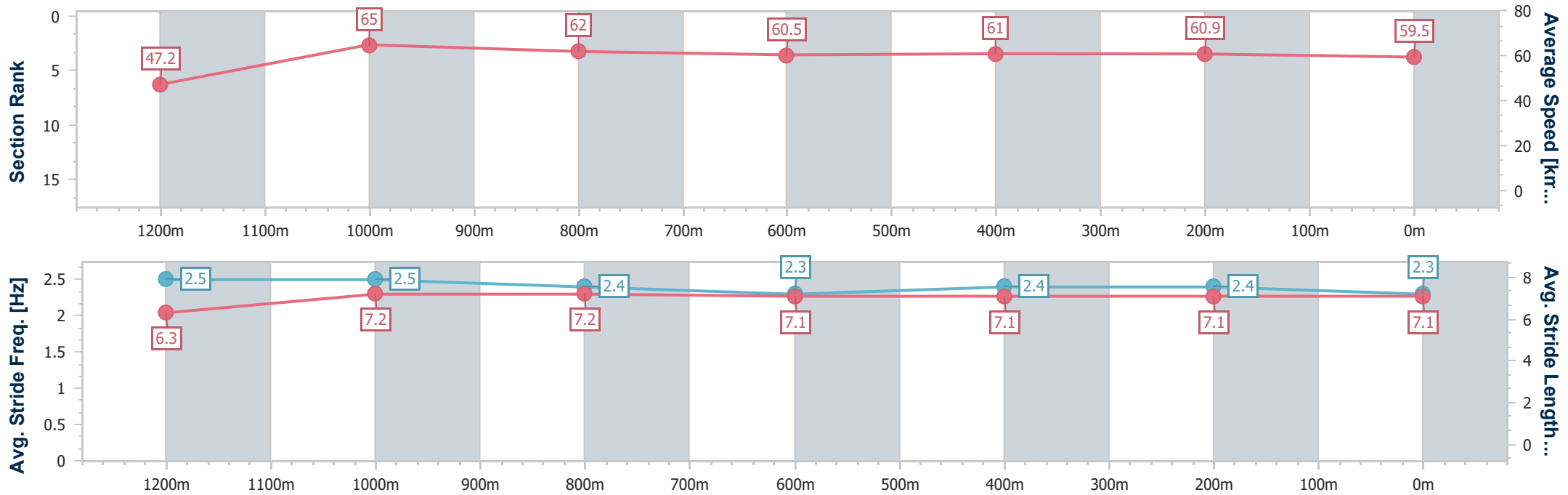
Race 7: LEMSECCO Class 1 Handicap - 1350m

05 February 2025 - 17:45



Track Rating: Soft 6, Weather: Overcast, Rail Position: +3.5m Entire

Section	Overall	1200m	1000m	800m	600m	400m	200m
Section Times	1:21.61 [4] (0:11.40)	1:10.21 [8] (0:11.07)	0:59.14 [8] (0:11.59)	0:47.55 [8] (0:11.90)	0:35.65 [8] (0:11.73)	0:23.92 [8] (0:11.78)	0:12.14 [5] (0:12.14)
Average Speed [km/h]	47.2	65.0	62.0	60.5	61.0	60.9	59.5
Top Speed [km/h]	64.5	65.7	63.0	61.8	61.5	61.6	60.6
Avg. Dist. to Rail [m]	1.8	0.5	0.6	0.6	0.5	1.0	0.7
Avg. Stride Freq. [Hz]	2.5	2.5	2.4	2.3	2.4	2.4	2.3
Avg. Stride Length [m]	6.3	7.2	7.2	7.1	7.1	7.1	7.1



- [ ] Ranking at each section and finish
- .-.- No data available at this section
- NA No data available



Horse/Jockey Name	Bernice's Spirit
Final Rank	5
Fastest Section Time (Section)	0:11.09 (1200m)
Top Speed [km/h] (Section)	65.6 (1200m)
Race State	Finished



### Ipswich QLD Professional

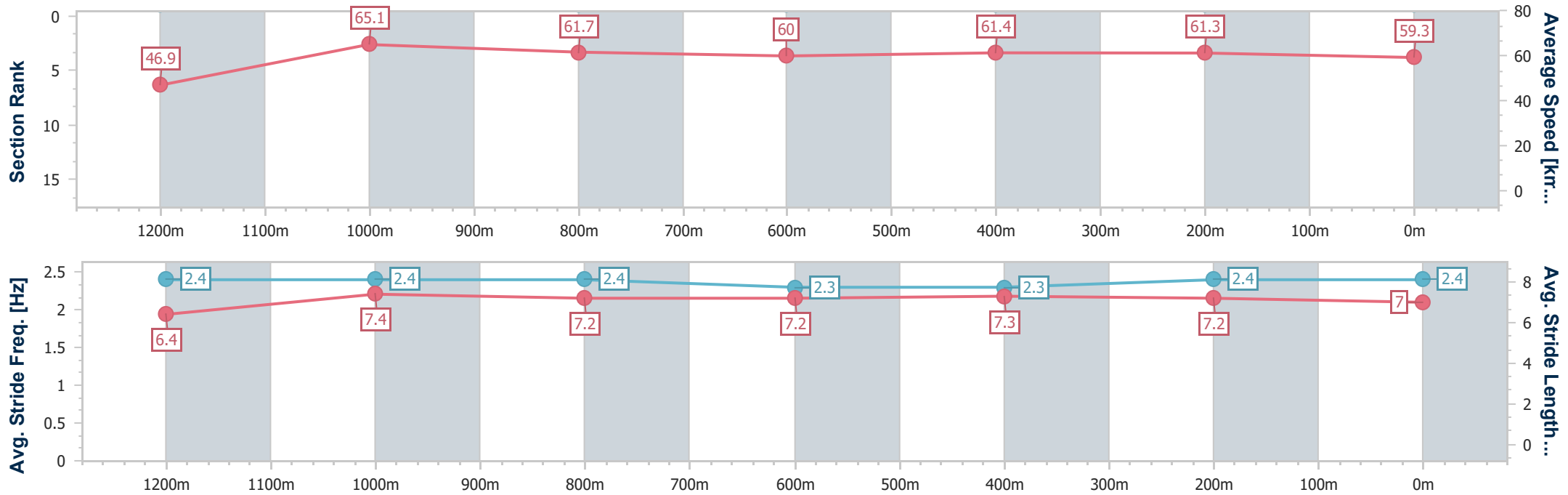
Race 7: LEMSECCO Class 1 Handicap - 1350m

05 February 2025 - 17:45



Track Rating: Soft 6, Weather: Overcast, Rail Position: +3.5m Entire

Section	Overall	1200m	1000m	800m	600m	400m	200m
Section Times	1:21.70 [5] (0:11.46)	1:10.24 [9] (0:11.09)	0:59.15 [9] (0:11.62)	0:47.53 [9] (0:11.95)	0:35.58 [9] (0:11.75)	0:23.83 [9] (0:11.72)	0:12.11 [7] (0:12.11)
Average Speed [km/h]	46.9	65.1	61.7	60.0	61.4	61.3	59.3
Top Speed [km/h]	64.3	65.6	64.1	61.3	62.0	62.1	61.6
Avg. Dist. to Rail [m]	3.2	0.6	0.7	0.7	0.5	1.0	2.0
Avg. Stride Freq. [Hz]	2.4	2.4	2.4	2.3	2.3	2.4	2.4
Avg. Stride Length [m]	6.4	7.4	7.2	7.2	7.3	7.2	7.0



- [ ] Ranking at each section and finish
- .-.- No data available at this section
- NA No data available



Horse/Jockey Name	Express Payment
Final Rank	6
Fastest Section Time (Section)	0:11.03 (Overall)
Top Speed [km/h] (Section)	65.3 (1200m)
Race State	Finished



### Ipswich QLD Professional

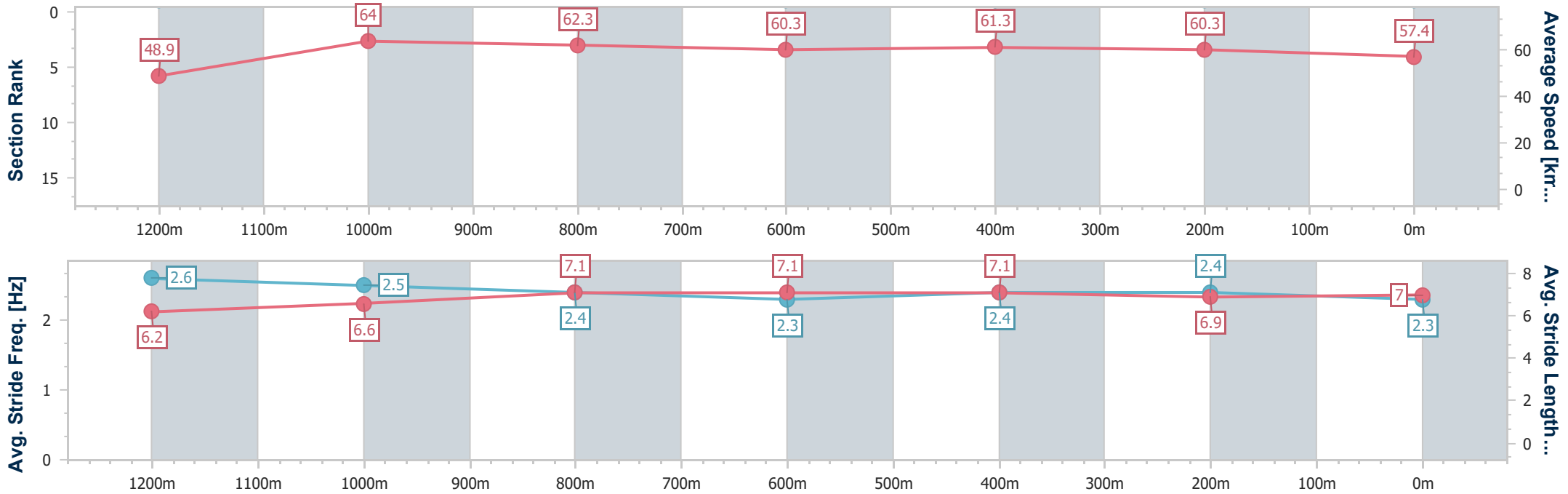
Race 7: LEMSECCO Class 1 Handicap - 1350m

05 February 2025 - 17:45



Track Rating: Soft 6, Weather: Overcast, Rail Position: +3.5m Entire

Section	Overall	1200m	1000m	800m	600m	400m	200m
Section Times	1:21.79 [6] (0:11.03)	1:10.76 [4] (0:11.24)	0:59.52 [6] (0:11.55)	0:47.97 [6] (0:11.84)	0:36.13 [5] (0:11.71)	0:24.42 [3] (0:11.86)	0:12.56 [3] (0:12.56)
Average Speed [km/h]	48.9	64.0	62.3	60.3	61.3	60.3	57.4
Top Speed [km/h]	65.2	65.3	63.3	60.8	61.6	61.9	59.3
Avg. Dist. to Rail [m]	0.3	0.4	1.0	1.6	1.4	0.9	1.3
Avg. Stride Freq. [Hz]	2.6	2.5	2.4	2.3	2.4	2.4	2.3
Avg. Stride Length [m]	6.2	6.6	7.1	7.1	7.1	6.9	7.0



- [ ] Ranking at each section and finish
- .-.- No data available at this section
- NA No data available



Horse/Jockey Name	Hello In There
Final Rank	7
Fastest Section Time (Section)	0:11.10 (Overall)
Top Speed [km/h] (Section)	65.6 (1200m)
Race State	Finished



### Ipswich QLD Professional

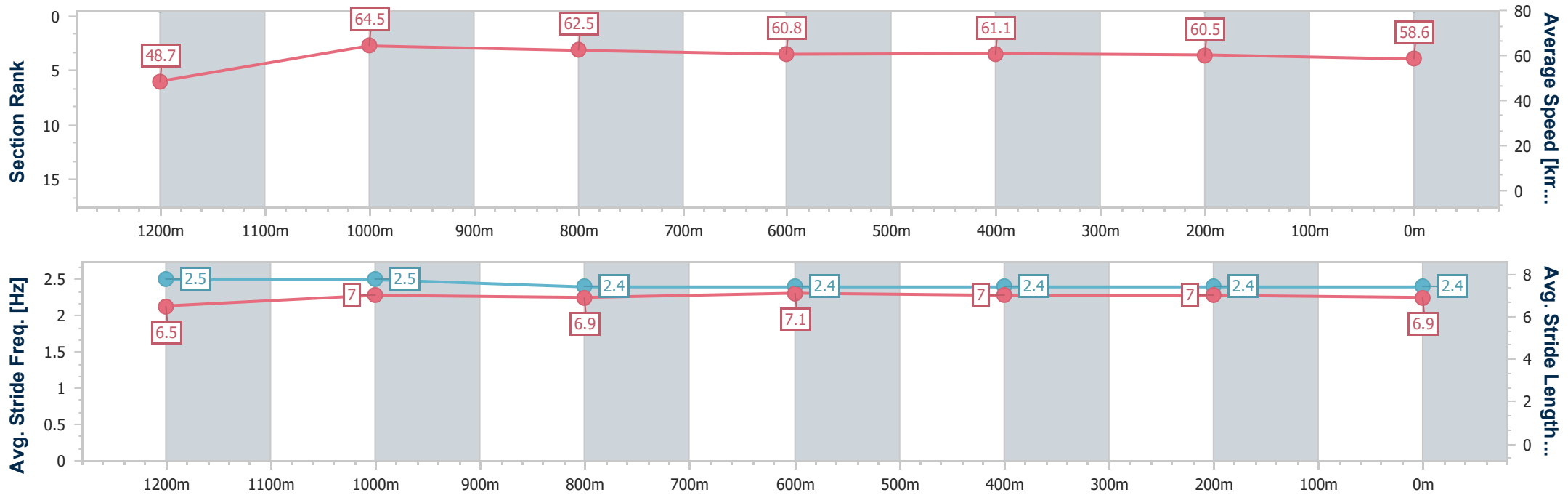
Race 7: LEMSECCO Class 1 Handicap - 1350m

05 February 2025 - 17:45



Track Rating: Soft 6, Weather: Overcast, Rail Position: +3.5m Entire

Section	Overall	1200m	1000m	800m	600m	400m	200m
Section Times	1:21.90 [7] (0:11.10)	1:10.80 [6] (0:11.17)	0:59.63 [5] (0:11.58)	0:48.05 [7] (0:11.96)	0:36.09 [7] (0:11.85)	0:24.24 [7] (0:11.98)	0:12.26 [9] (0:12.26)
Average Speed [km/h]	48.7	64.5	62.5	60.8	61.1	60.5	58.6
Top Speed [km/h]	64.0	65.6	63.2	61.3	61.7	61.9	60.6
Avg. Dist. to Rail [m]	1.5	0.9	1.8	2.0	2.5	1.6	3.2
Avg. Stride Freq. [Hz]	2.5	2.5	2.4	2.4	2.4	2.4	2.4
Avg. Stride Length [m]	6.5	7.0	6.9	7.1	7.0	7.0	6.9



- [ ] Ranking at each section and finish
- .-.- No data available at this section
- NA No data available



Horse/Jockey Name	Whistlin' Ruler
Final Rank	8
Fastest Section Time (Section)	0:11.34 (1200m)
Top Speed [km/h] (Section)	64.4 (1000m)
Race State	Finished



### Ipswich QLD Professional

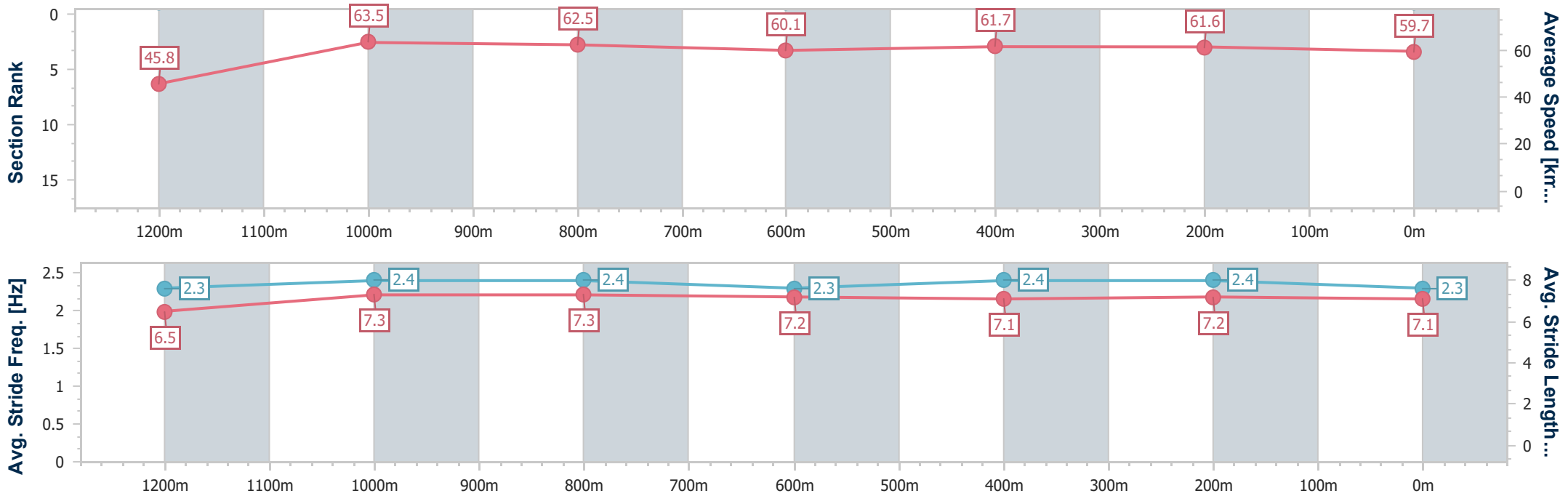
Race 7: LEMSECCO Class 1 Handicap - 1350m

05 February 2025 - 17:45



Track Rating: Soft 6, Weather: Overcast, Rail Position: +3.5m Entire

Section	Overall	1200m	1000m	800m	600m	400m	200m
Section Times	1:21.96 [8] (0:11.81)	1:10.15 [11] (0:11.34)	0:58.81 [11] (0:11.53)	0:47.28 [11] (0:11.91)	0:35.37 [11] (0:11.66)	0:23.71 [11] (0:11.63)	0:12.08 [11] (0:12.08)
Average Speed [km/h]	45.8	63.5	62.5	60.1	61.7	61.6	59.7
Top Speed [km/h]	63.1	64.1	64.4	61.4	62.3	62.4	61.3
Avg. Dist. to Rail [m]	3.1	0.5	0.2	0.8	0.6	0.7	0.4
Avg. Stride Freq. [Hz]	2.3	2.4	2.4	2.3	2.4	2.4	2.3
Avg. Stride Length [m]	6.5	7.3	7.3	7.2	7.1	7.2	7.1



- [ ] Ranking at each section and finish
- .-.- No data available at this section
- NA No data available





Horse/Jockey Name	Switchblade
Final Rank	9
Fastest Section Time (Section)	0:11.03 (1200m)
Top Speed [km/h] (Section)	66.3 (1200m)
Race State	Finished



### Ipswich QLD Professional

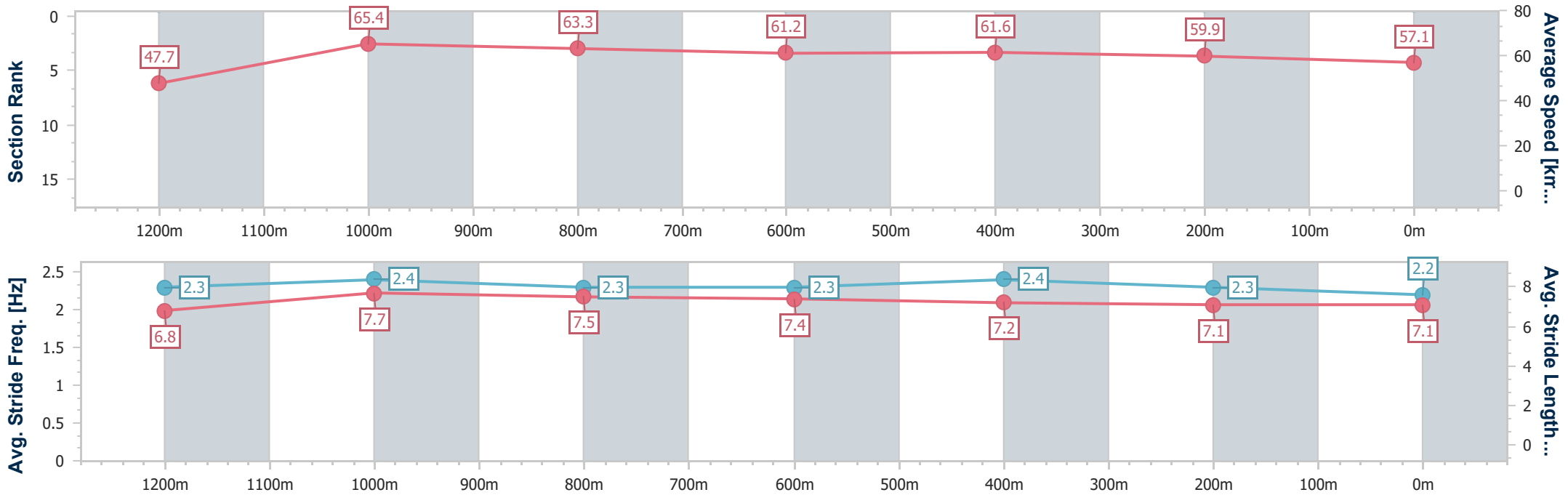
Race 7: LEMSECCO Class 1 Handicap - 1350m

05 February 2025 - 17:45



Track Rating: Soft 6, Weather: Overcast, Rail Position: +3.5m Entire

Section	Overall	1200m	1000m	800m	600m	400m	200m
Section Times	1:22.12 [9] (0:11.35)	1:10.77 [7] (0:11.03)	0:59.74 [7] (0:11.41)	0:48.33 [4] (0:11.87)	0:36.46 [4] (0:11.78)	0:24.68 [5] (0:12.09)	0:12.59 [6] (0:12.59)
Average Speed [km/h]	47.7	65.4	63.3	61.2	61.6	59.9	57.1
Top Speed [km/h]	64.9	66.3	64.5	61.6	62.1	62.1	58.8
Avg. Dist. to Rail [m]	3.9	1.5	1.7	2.0	2.1	2.1	3.7
Avg. Stride Freq. [Hz]	2.3	2.4	2.3	2.3	2.4	2.3	2.2
Avg. Stride Length [m]	6.8	7.7	7.5	7.4	7.2	7.1	7.1



- [ ] Ranking at each section and finish
- .-.- No data available at this section
- NA No data available



Horse/Jockey Name	Boomster
Final Rank	10
Fastest Section Time (Section)	0:10.99 (Overall)
Top Speed [km/h] (Section)	65.3 (1200m)
Race State	Finished



### Ipswich QLD Professional

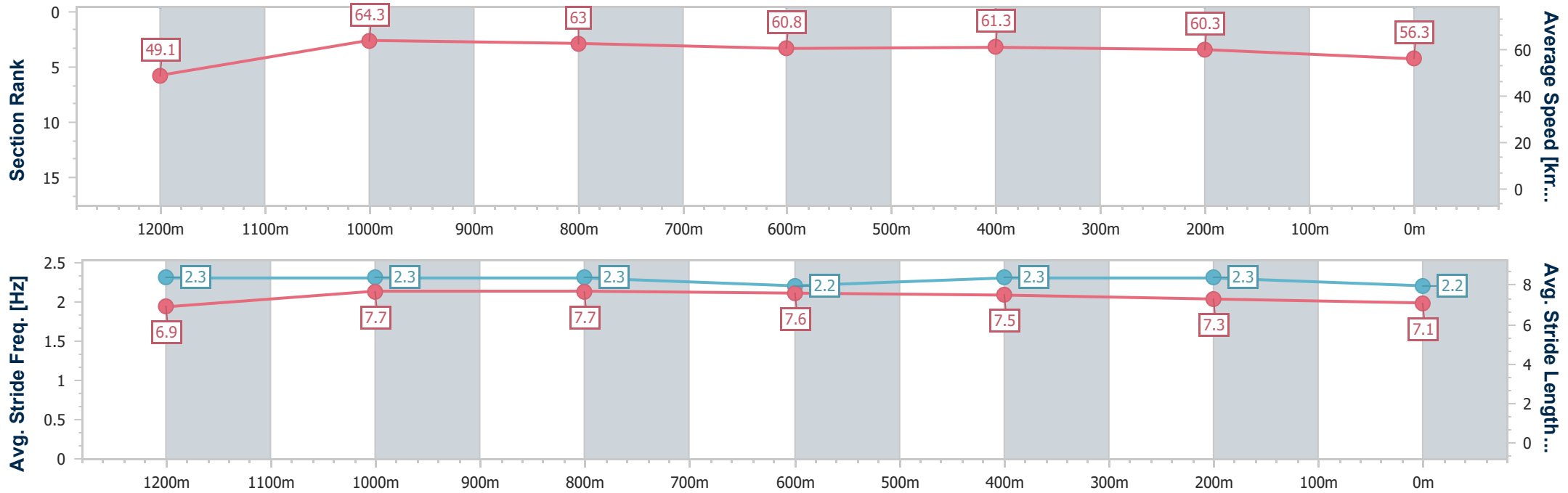
Race 7: LEMSECCO Class 1 Handicap - 1350m

05 February 2025 - 17:45



Track Rating: Soft 6, Weather: Overcast, Rail Position: +3.5m Entire

Section	Overall	1200m	1000m	800m	600m	400m	200m
Section Times	1:22.17 [10] (0:10.99)	1:11.18 [2] (0:11.23)	0:59.95 [3] (0:11.48)	0:48.47 [2] (0:11.89)	0:36.58 [3] (0:11.83)	0:24.75 [4] (0:11.99)	0:12.76 [4] (0:12.76)
Average Speed [km/h]	49.1	64.3	63.0	60.8	61.3	60.3	56.3
Top Speed [km/h]	64.0	65.3	64.0	61.5	62.3	61.6	58.7
Avg. Dist. to Rail [m]	7.9	3.1	1.4	1.1	1.4	1.2	2.4
Avg. Stride Freq. [Hz]	2.3	2.3	2.3	2.2	2.3	2.3	2.2
Avg. Stride Length [m]	6.9	7.7	7.7	7.6	7.5	7.3	7.1



- [ ] Ranking at each section and finish
- .-.- No data available at this section
- NA No data available



Horse/Jockey Name	Risk Assessment
Final Rank	11
Fastest Section Time (Section)	0:11.07 (Overall)
Top Speed [km/h] (Section)	65.6 (1200m)
Race State	Finished



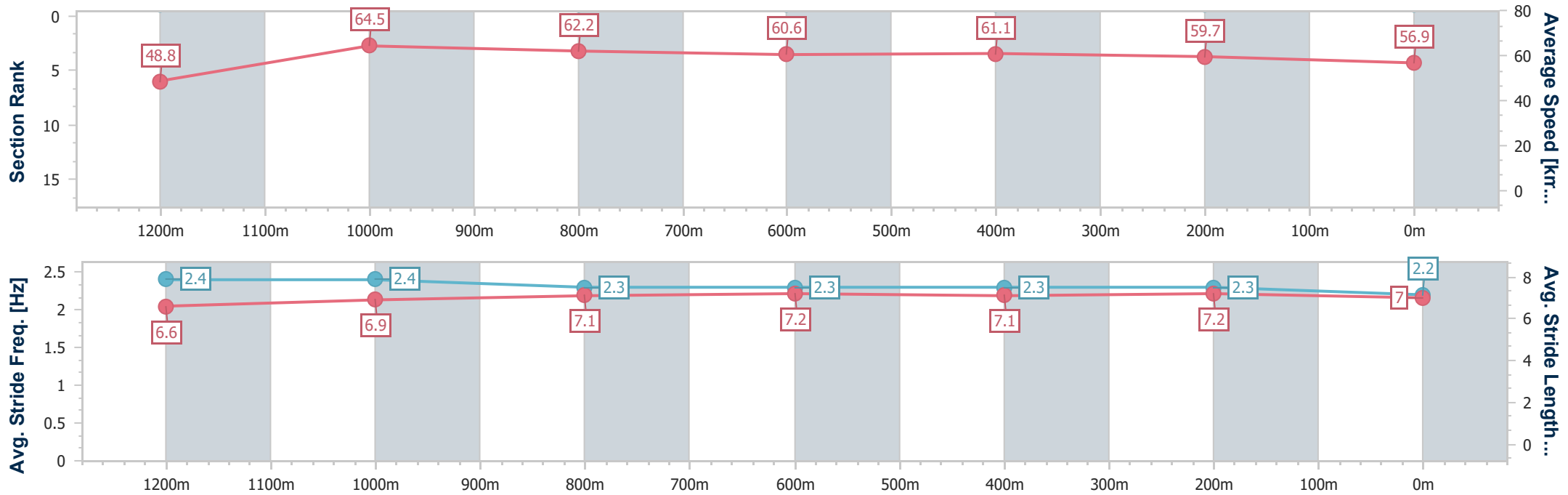
Ipswich QLD Professional  
Race 7: LEMSECCO Class 1 Handicap - 1350m



05 February 2025 - 17:45

Track Rating: Soft 6, Weather: Overcast, Rail Position: +3.5m Entire

Section	Overall	1200m	1000m	800m	600m	400m	200m
Section Times	1:22.30 [11] (0:11.07)	1:11.23 [5] (0:11.17)	1:00.06 [4] (0:11.58)	0:48.48 [5] (0:11.89)	0:36.59 [6] (0:11.83)	0:24.76 [6] (0:12.08)	0:12.68 [8] (0:12.68)
Average Speed [km/h]	48.8	64.5	62.2	60.6	61.1	59.7	56.9
Top Speed [km/h]	64.3	65.6	63.1	61.4	61.8	61.0	59.1
Avg. Dist. to Rail [m]	2.3	0.8	0.2	0.3	1.0	1.9	3.5
Avg. Stride Freq. [Hz]	2.4	2.4	2.3	2.3	2.3	2.3	2.2
Avg. Stride Length [m]	6.6	6.9	7.1	7.2	7.1	7.2	7.0



- [ ] Ranking at each section and finish
- .-.- No data available at this section
- NA No data available



Horse/Jockey Name	Outta Control
Final Rank	12
Fastest Section Time (Section)	-:--:--
Top Speed [km/h] (Section)	--.-
Race State	DidNotTrack



Ipswich QLD Professional

Race 7: LEMSECCO Class 1 Handicap - 1350m

05 February 2025 - 17:45



Track Rating: Soft 6, Weather: Overcast, Rail Position: +3.5m Entire

Section	Overall	1200m	1000m	800m	600m	400m	200m						
Section Times	-:--:--	-:--:--	-:--:--	-:--:--	-:--:--	-:--:--	-:--:--						
Average Speed [km/h]	--.-	--.-	--.-	--.-	--.-	--.-	--.-						
Top Speed [km/h]	--.-	--.-	--.-	--.-	--.-	--.-	--.-						
Avg. Dist. to Rail [m]	--	--	--	--	--	--	--						
Avg. Stride Freq. [Hz]	--.-	--.-	--.-	--.-	--.-	--.-	--.-						
Avg. Stride Length [m]	--.-	--.-	--.-	--.-	--.-	--.-	--.-						

- [ ] Ranking at each section and finish
- :--:-- No data available at this section
- NA No data available