



Sunshine Coast QLD Professional
Race 4: ALLCHIN AIRCONDITIONING & REFRIGERATION Fillies & Mares
BENCHMARK 65 Handicap - 1200m
02 February 2025 - 14:50



Track Rating: Good 4, Weather: Fine, Rail Position: +3m Entire

Section													Last 600m	
Field Times		Overall	1000m	800m	600m	400m	200m						0:34.55	
		1:11.73 (0:13.97)	0:57.76 (0:11.46)	0:46.30 (0:11.75)	0:34.55 (0:11.44)	0:23.11 (0:11.29)	0:11.82 (0:11.82)							
Rank	TAB	Horse/Jockey	Barrier	Top Speed [km/h]	Fastest Section							Margin	Distance Travelled [m]	
1	2	PINK CASHMERE	10	66.8	0:10.87	1:11.73 [1]	0:57.53 [4]	0:45.71 [6]	0:34.01 [6]	0:22.54 [6]	0:11.67 [3]	1:11.73	0:34.01	
		Jace McMurray		400m	400m	(0:14.20)	(0:11.82)	(0:11.70)	(0:11.47)	(0:10.87)	(0:11.67)			
2	4	ENCRYPTED ELEGANCE	7	65.9	0:11.29	1:11.95 [2]	0:57.98 [1]	0:46.52 [1]	0:34.77 [1]	0:23.33 [1]	0:12.04 [1]	1.3L	0:34.77	-2
		Robbie Dolan		Overall	400m	(0:13.97)	(0:11.46)	(0:11.75)	(0:11.44)	(0:11.29)	(0:12.04)			
3	5	MOONFLEET	4	66.3	0:11.03	1:12.05 [3]	0:57.77 [6]	0:46.16 [5]	0:34.43 [5]	0:22.92 [5]	0:11.89 [4]	1.8L	0:34.43	-6
		Nikita Beriman		400m	400m	(0:14.28)	(0:11.61)	(0:11.73)	(0:11.51)	(0:11.03)	(0:11.89)			
4	1	ISLAND MAGIC	5	65.7	0:11.11	1:12.14 [4]	0:57.75 [7]	0:46.11 [7]	0:34.39 [7]	0:22.84 [7]	0:11.73 [7]	2.2L	0:34.39	-4
		Justin Huxtable		400m	400m	(0:14.39)	(0:11.64)	(0:11.72)	(0:11.55)	(0:11.11)	(0:11.73)			
5	6	BURNETT	9	66.9	0:11.00	1:12.15 [5]	0:57.47 [9]	0:45.81 [8]	0:34.18 [8]	0:22.75 [8]	0:11.75 [6]	2.3L	0:34.18	+1
		James Orman		400m	400m	(0:14.68)	(0:11.66)	(0:11.63)	(0:11.43)	(0:11.00)	(0:11.75)			
6	9	READY TO BOOM	8	65.9	0:11.30	1:12.44 [6]	0:58.42 [2]	0:46.92 [2]	0:35.22 [2]	0:23.69 [2]	0:12.39 [2]	3.8L	0:35.22	+0
		Samantha Collett		400m	400m	(0:14.02)	(0:11.50)	(0:11.70)	(0:11.53)	(0:11.30)	(0:12.39)			
7	3	ARDERN	1	64.6	0:11.35	1:12.49 [7]	0:58.43 [3]	0:46.96 [3]	0:35.19 [3]	0:23.62 [3]	0:12.27 [5]	4L	0:35.19	-5
		Cejay Graham		1000m	400m	(0:14.06)	(0:11.47)	(0:11.77)	(0:11.57)	(0:11.35)	(0:12.27)			
8	10	SUCCESSFUL	6	66.2	0:11.08	1:12.54 [8]	0:57.91 [8]	0:46.15 [9]	0:34.52 [9]	0:23.07 [9]	0:11.99 [9]	4.2L	0:34.52	-4
		Jake Bayliss		400m	400m	(0:14.63)	(0:11.76)	(0:11.63)	(0:11.45)	(0:11.08)	(0:11.99)			
9	11	HOW RUDE	3	64.1	0:11.39	1:12.75 [9]	0:58.51 [5]	0:46.97 [4]	0:35.22 [4]	0:23.64 [4]	0:12.25 [8]	5.5L	0:35.22	-6
		Angela Jones		400m	400m	(0:14.24)	(0:11.54)	(0:11.75)	(0:11.58)	(0:11.39)	(0:12.25)			

Scratched: Dibba Dobba (#8), Cattrall (#7)

[] Ranking at each section and finish
 -:-:- No data available at this section
 NA No data available

SCN Saddle cloth number
 DNF Did not finish
 DNT Did not track



Horse/Jockey Name	Pink Cashmere
Final Rank	1
Fastest Section Time (Section)	0:10.87 (400m)
Top Speed [km/h] (Section)	66.8 (400m)
Race State	Finished



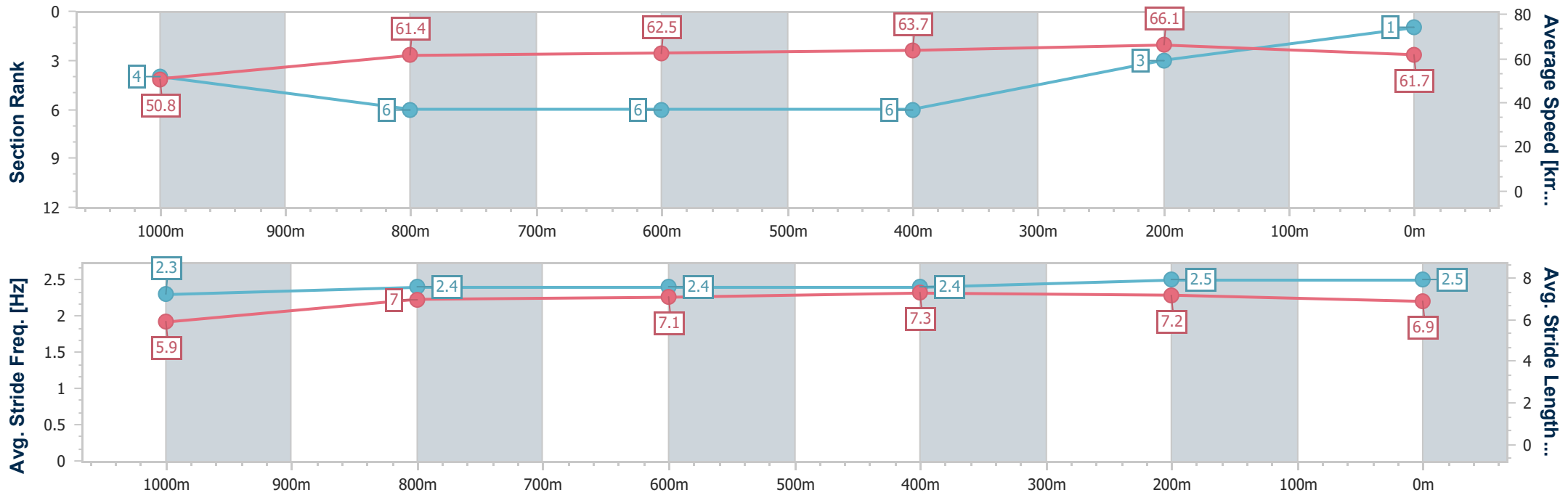
Sunshine Coast QLD Professional
 Race 4: ALLCHIN AIRCONDITIONING & REFRIGERATION
 Fillies & Mares BENCHMARK 65 Handicap - 1200m



02 February 2025 - 14:50

Track Rating: Good 4, Weather: Fine, Rail Position: +3m Entire

Section	Overall	1000m	800m	600m	400m	200m
Section Times	1:11.73 [1] (0:14.20)	0:57.53 [4] (0:11.82)	0:45.71 [6] (0:11.70)	0:34.01 [6] (0:11.47)	0:22.54 [6] (0:10.87)	0:11.67 [3] (0:11.67)
Average Speed [km/h]	50.8	61.4	62.5	63.7	66.1	61.7
Top Speed [km/h]	64.2	62.7	63.3	64.9	66.8	65.3
Avg. Dist. to Rail [m]	8.5	4.1	2.6	2.3	5.3	5.0
Avg. Stride Freq. [Hz]	2.3	2.4	2.4	2.4	2.5	2.5
Avg. Stride Length [m]	5.9	7.0	7.1	7.3	7.2	6.9



- [] Ranking at each section and finish
- .-.- No data available at this section
- NA No data available



Horse/Jockey Name	Encrypted Elegance
Final Rank	2
Fastest Section Time (Section)	0:11.29 (400m)
Top Speed [km/h] (Section)	65.9 (Overall)
Race State	Finished



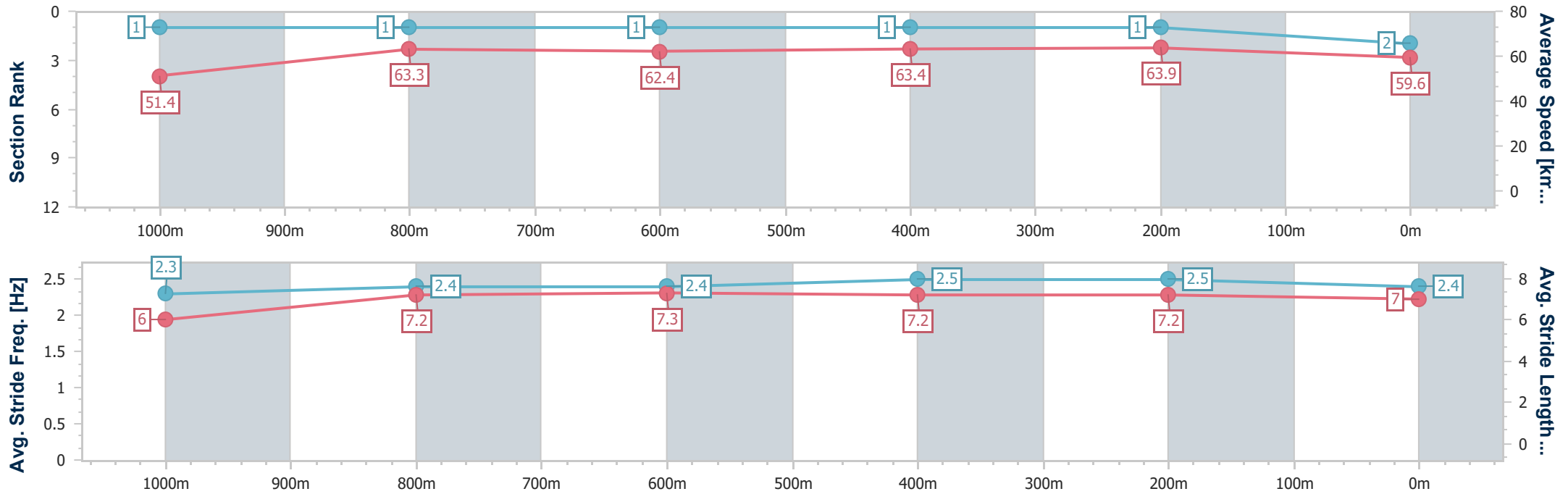
Sunshine Coast QLD Professional
 Race 4: ALLCHIN AIRCONDITIONING & REFRIGERATION
 Fillies & Mares BENCHMARK 65 Handicap - 1200m



02 February 2025 - 14:50

Track Rating: Good 4, Weather: Fine, Rail Position: +3m Entire

Section	Overall	1000m	800m	600m	400m	200m
Section Times	1:11.95 [2] (0:13.97)	0:57.98 [1] (0:11.46)	0:46.52 [1] (0:11.75)	0:34.77 [1] (0:11.44)	0:23.33 [1] (0:11.29)	0:12.04 [1] (0:12.04)
Average Speed [km/h]	51.4	63.3	62.4	63.4	63.9	59.6
Top Speed [km/h]	65.9	65.8	63.4	64.3	64.7	63.8
Avg. Dist. to Rail [m]	6.0	3.0	2.8	1.1	2.3	3.3
Avg. Stride Freq. [Hz]	2.3	2.4	2.4	2.5	2.5	2.4
Avg. Stride Length [m]	6.0	7.2	7.3	7.2	7.2	7.0



- [] Ranking at each section and finish
- .-.- No data available at this section
- NA No data available



Horse/Jockey Name	Moonfleet
Final Rank	3
Fastest Section Time (Section)	0:11.03 (400m)
Top Speed [km/h] (Section)	66.3 (400m)
Race State	Finished



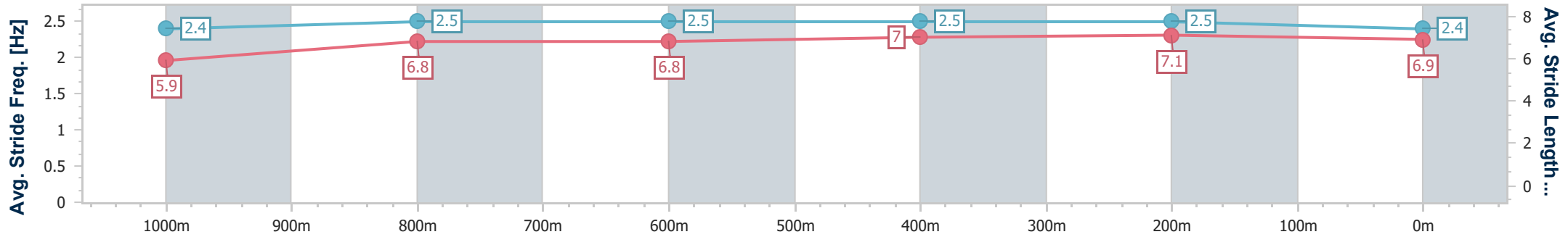
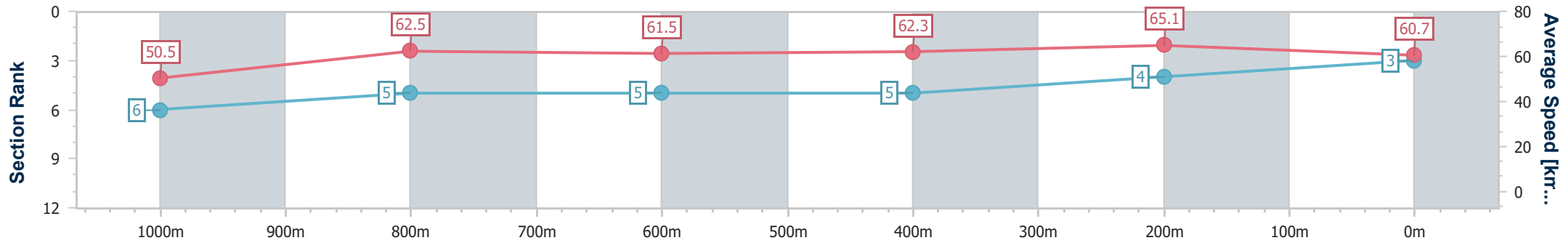
Sunshine Coast QLD Professional
 Race 4: ALLCHIN AIRCONDITIONING & REFRIGERATION
 Fillies & Mares BENCHMARK 65 Handicap - 1200m



02 February 2025 - 14:50

Track Rating: Good 4, Weather: Fine, Rail Position: +3m Entire

Section	Overall	1000m	800m	600m	400m	200m
Section Times	1:12.05 [3] (0:14.28)	0:57.77 [6] (0:11.61)	0:46.16 [5] (0:11.73)	0:34.43 [5] (0:11.51)	0:22.92 [5] (0:11.03)	0:11.89 [4] (0:11.89)
Average Speed [km/h]	50.5	62.5	61.5	62.3	65.1	60.7
Top Speed [km/h]	62.8	63.0	62.8	63.4	66.3	64.0
Avg. Dist. to Rail [m]	4.4	3.1	1.2	1.1	1.7	1.0
Avg. Stride Freq. [Hz]	2.4	2.5	2.5	2.5	2.5	2.4
Avg. Stride Length [m]	5.9	6.8	6.8	7.0	7.1	6.9



- [] Ranking at each section and finish
- .-.- No data available at this section
- NA No data available



Horse/Jockey Name	Island Magic
Final Rank	4
Fastest Section Time (Section)	0:11.11 (400m)
Top Speed [km/h] (Section)	65.7 (400m)
Race State	Finished



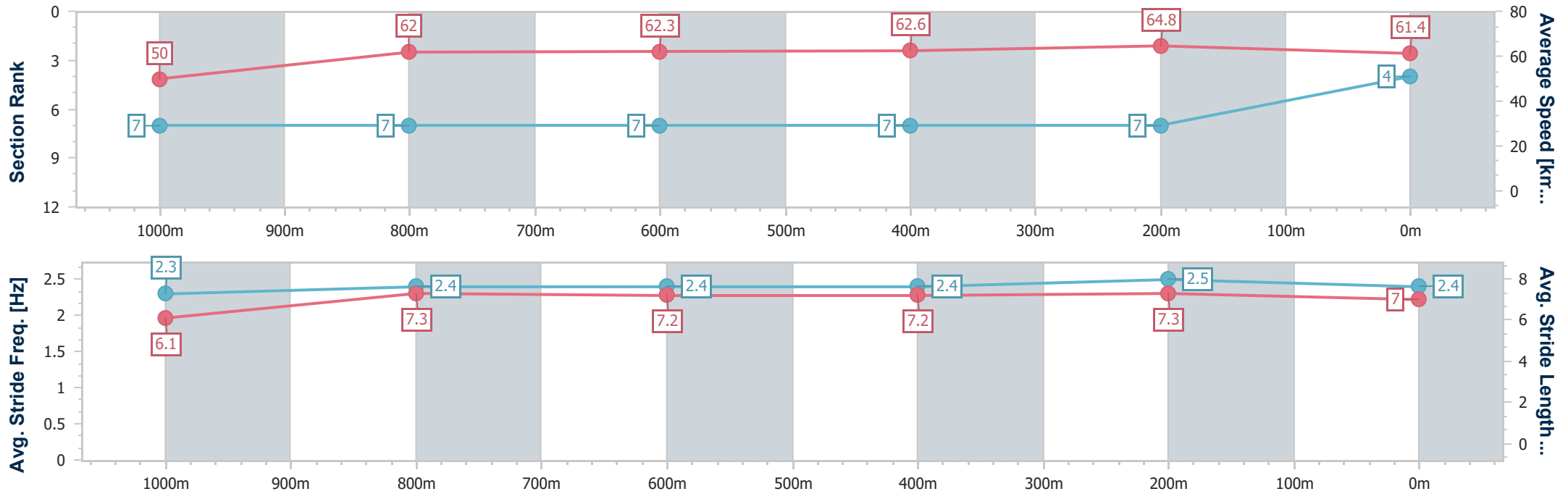
Sunshine Coast QLD Professional
 Race 4: ALLCHIN AIRCONDITIONING & REFRIGERATION
 Fillies & Mares BENCHMARK 65 Handicap - 1200m



02 February 2025 - 14:50

Track Rating: Good 4, Weather: Fine, Rail Position: +3m Entire

Section	Overall	1000m	800m	600m	400m	200m
Section Times	1:12.14 [4] (0:14.39)	0:57.75 [7] (0:11.64)	0:46.11 [7] (0:11.72)	0:34.39 [7] (0:11.55)	0:22.84 [7] (0:11.11)	0:11.73 [7] (0:11.73)
Average Speed [km/h]	50.0	62.0	62.3	62.6	64.8	61.4
Top Speed [km/h]	61.6	63.4	64.5	64.0	65.7	64.4
Avg. Dist. to Rail [m]	5.1	3.0	1.7	1.0	4.4	5.7
Avg. Stride Freq. [Hz]	2.3	2.4	2.4	2.4	2.5	2.4
Avg. Stride Length [m]	6.1	7.3	7.2	7.2	7.3	7.0



- [] Ranking at each section and finish
- .-.- No data available at this section
- NA No data available



Horse/Jockey Name	Burnett
Final Rank	5
Fastest Section Time (Section)	0:11.00 (400m)
Top Speed [km/h] (Section)	66.9 (400m)
Race State	Finished



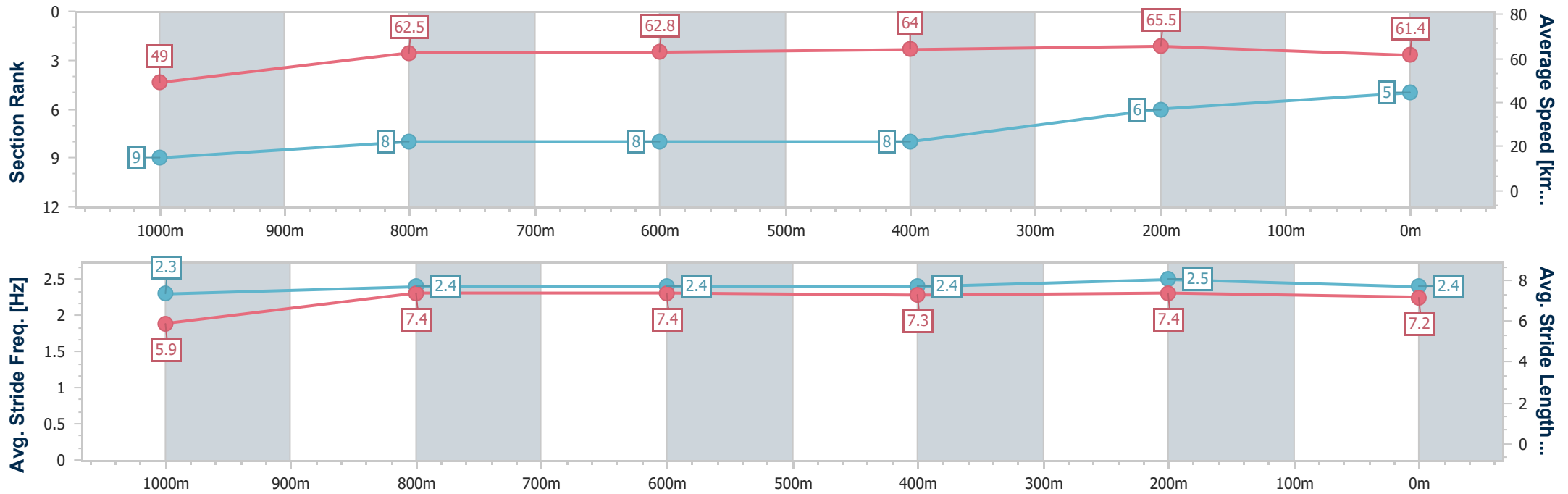
Sunshine Coast QLD Professional
 Race 4: ALLCHIN AIRCONDITIONING & REFRIGERATION
 Fillies & Mares BENCHMARK 65 Handicap - 1200m



02 February 2025 - 14:50

Track Rating: Good 4, Weather: Fine, Rail Position: +3m Entire

Section	Overall	1000m	800m	600m	400m	200m
Section Times	1:12.15 [5] (0:14.68)	0:57.47 [9] (0:11.66)	0:45.81 [8] (0:11.63)	0:34.18 [8] (0:11.43)	0:22.75 [8] (0:11.00)	0:11.75 [6] (0:11.75)
Average Speed [km/h]	49.0	62.5	62.8	64.0	65.5	61.4
Top Speed [km/h]	65.0	64.7	64.9	66.0	66.9	64.0
Avg. Dist. to Rail [m]	6.8	3.4	2.4	2.9	7.5	7.8
Avg. Stride Freq. [Hz]	2.3	2.4	2.4	2.4	2.5	2.4
Avg. Stride Length [m]	5.9	7.4	7.4	7.3	7.4	7.2



- [] Ranking at each section and finish
- .-.- No data available at this section
- NA No data available



Horse/Jockey Name	Ready To Boom
Final Rank	6
Fastest Section Time (Section)	0:11.30 (400m)
Top Speed [km/h] (Section)	65.9 (400m)
Race State	Finished



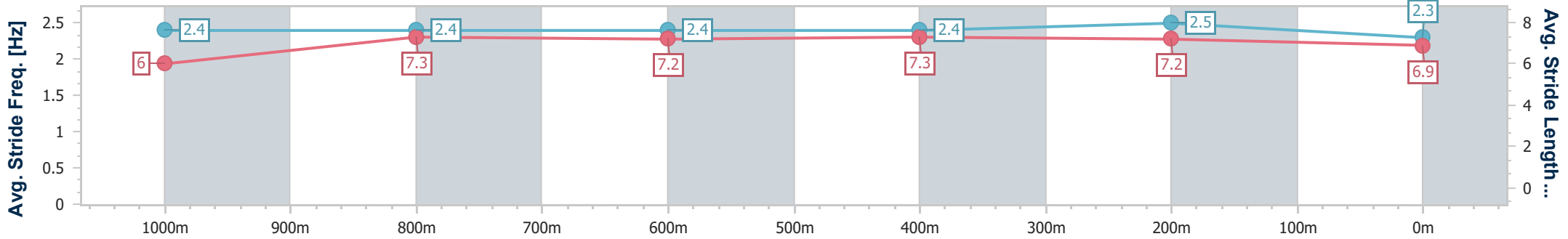
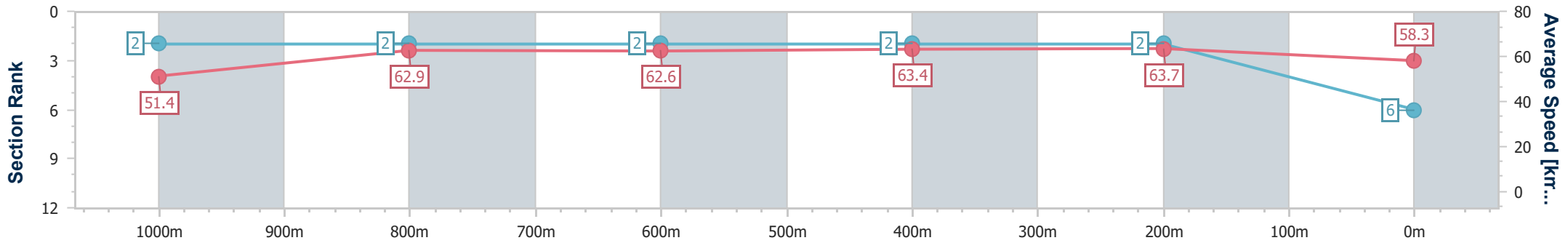
Sunshine Coast QLD Professional
 Race 4: ALLCHIN AIRCONDITIONING & REFRIGERATION
 Fillies & Mares BENCHMARK 65 Handicap - 1200m



02 February 2025 - 14:50

Track Rating: Good 4, Weather: Fine, Rail Position: +3m Entire

Section	Overall	1000m	800m	600m	400m	200m
Section Times	1:12.44 [6] (0:14.02)	0:58.42 [2] (0:11.50)	0:46.92 [2] (0:11.70)	0:35.22 [2] (0:11.53)	0:23.69 [2] (0:11.30)	0:12.39 [2] (0:12.39)
Average Speed [km/h]	51.4	62.9	62.6	63.4	63.7	58.3
Top Speed [km/h]	64.2	64.8	65.1	65.1	65.9	61.5
Avg. Dist. to Rail [m]	6.6	3.0	3.2	2.4	4.1	4.2
Avg. Stride Freq. [Hz]	2.4	2.4	2.4	2.4	2.5	2.3
Avg. Stride Length [m]	6.0	7.3	7.2	7.3	7.2	6.9



- [] Ranking at each section and finish
- .-.- No data available at this section
- NA No data available



Horse/Jockey Name	Ardern
Final Rank	7
Fastest Section Time (Section)	0:11.35 (400m)
Top Speed [km/h] (Section)	64.6 (1000m)
Race State	Finished



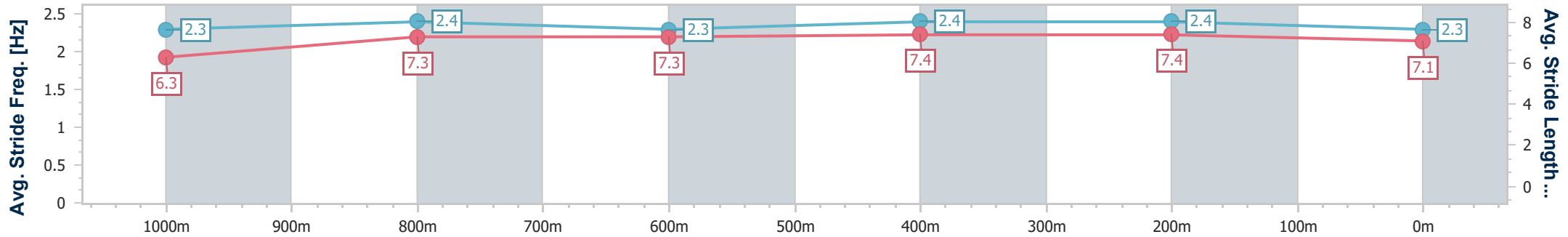
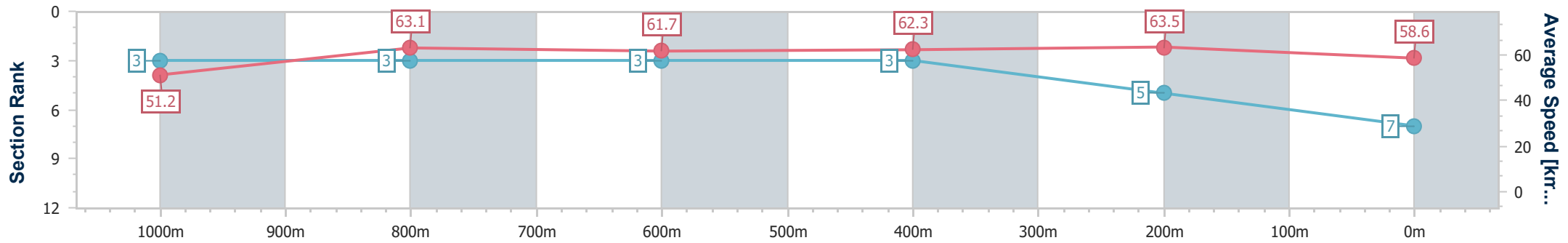
Sunshine Coast QLD Professional
 Race 4: ALLCHIN AIRCONDITIONING & REFRIGERATION
 Fillies & Mares BENCHMARK 65 Handicap - 1200m



02 February 2025 - 14:50

Track Rating: Good 4, Weather: Fine, Rail Position: +3m Entire

Section	Overall	1000m	800m	600m	400m	200m
Section Times	1:12.49 [7] (0:14.06)	0:58.43 [3] (0:11.47)	0:46.96 [3] (0:11.77)	0:35.19 [3] (0:11.57)	0:23.62 [3] (0:11.35)	0:12.27 [5] (0:12.27)
Average Speed [km/h]	51.2	63.1	61.7	62.3	63.5	58.6
Top Speed [km/h]	64.6	64.6	62.5	63.2	63.8	62.5
Avg. Dist. to Rail [m]	2.6	2.1	1.3	0.4	1.5	2.2
Avg. Stride Freq. [Hz]	2.3	2.4	2.3	2.4	2.4	2.3
Avg. Stride Length [m]	6.3	7.3	7.3	7.4	7.4	7.1



- [] Ranking at each section and finish
- .-.- No data available at this section
- NA No data available



Horse/Jockey Name	Successful
Final Rank	8
Fastest Section Time (Section)	0:11.08 (400m)
Top Speed [km/h] (Section)	66.2 (400m)
Race State	Finished



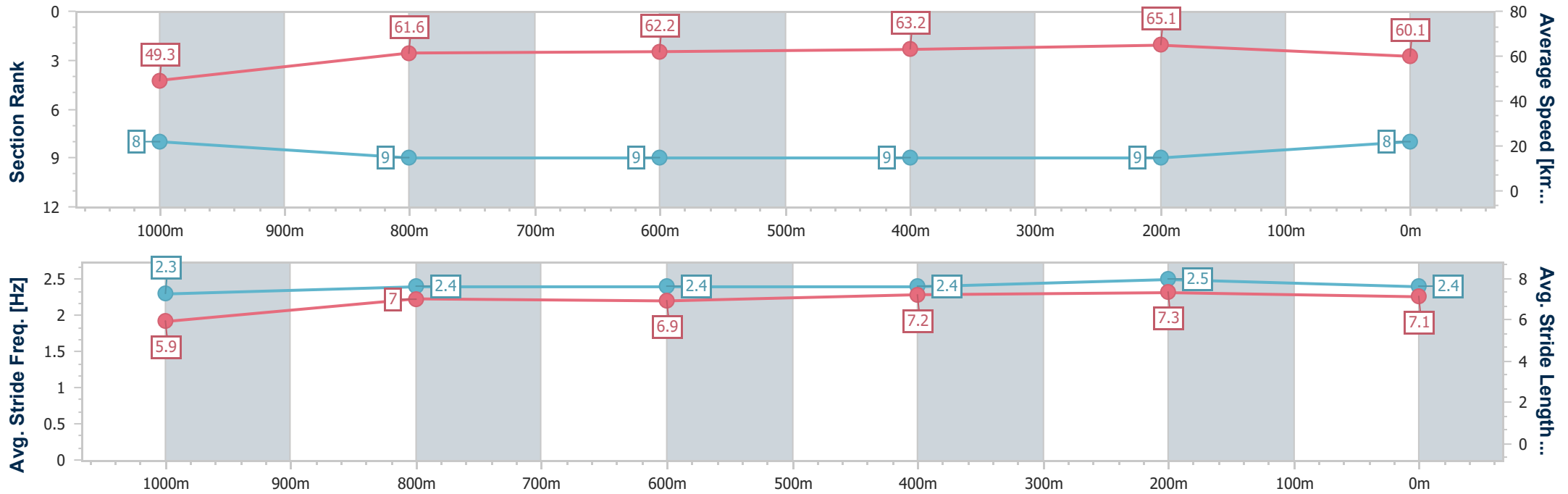
Sunshine Coast QLD Professional
 Race 4: ALLCHIN AIRCONDITIONING & REFRIGERATION
 Fillies & Mares BENCHMARK 65 Handicap - 1200m



02 February 2025 - 14:50

Track Rating: Good 4, Weather: Fine, Rail Position: +3m Entire

Section	Overall	1000m	800m	600m	400m	200m
Section Times	1:12.54 [8] (0:14.63)	0:57.91 [8] (0:11.76)	0:46.15 [9] (0:11.63)	0:34.52 [9] (0:11.45)	0:23.07 [9] (0:11.08)	0:11.99 [9] (0:11.99)
Average Speed [km/h]	49.3	61.6	62.2	63.2	65.1	60.1
Top Speed [km/h]	62.4	62.7	63.7	65.0	66.2	63.5
Avg. Dist. to Rail [m]	5.2	2.2	0.8	1.2	5.8	7.3
Avg. Stride Freq. [Hz]	2.3	2.4	2.4	2.4	2.5	2.4
Avg. Stride Length [m]	5.9	7.0	6.9	7.2	7.3	7.1



- [] Ranking at each section and finish
- .-.- No data available at this section
- NA No data available



Horse/Jockey Name	How Rude
Final Rank	9
Fastest Section Time (Section)	0:11.39 (400m)
Top Speed [km/h] (Section)	64.1 (400m)
Race State	Finished



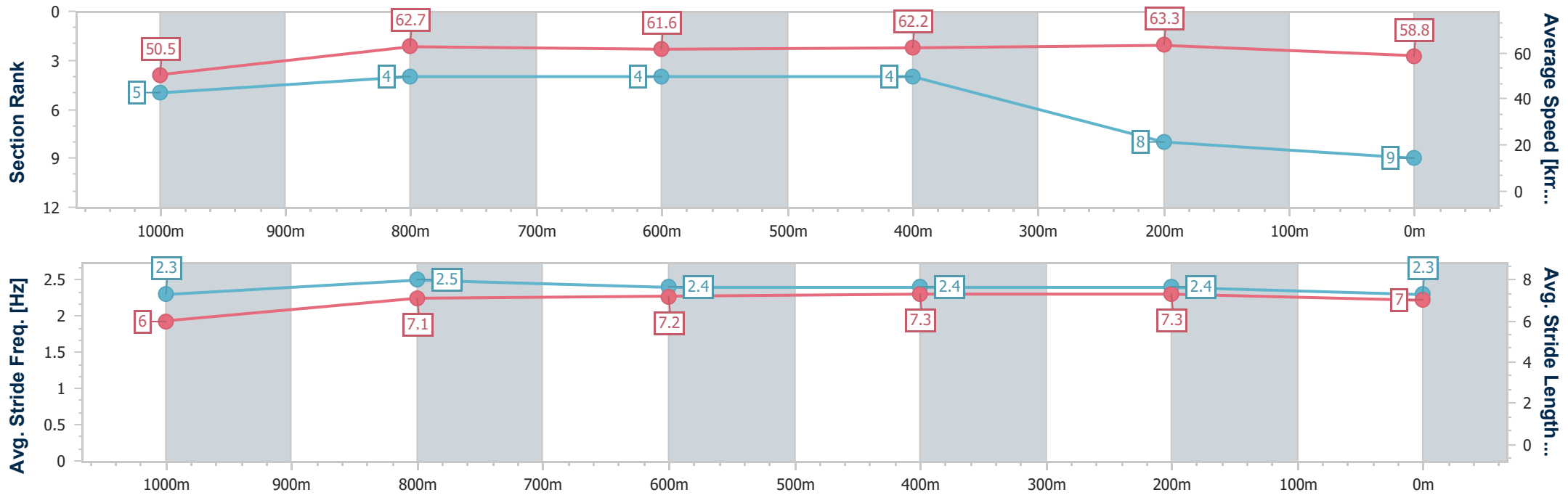
Sunshine Coast QLD Professional
 Race 4: ALLCHIN AIRCONDITIONING & REFRIGERATION
 Fillies & Mares BENCHMARK 65 Handicap - 1200m



02 February 2025 - 14:50

Track Rating: Good 4, Weather: Fine, Rail Position: +3m Entire

Section	Overall	1000m	800m	600m	400m	200m
Section Times	1:12.75 [9] (0:14.24)	0:58.51 [5] (0:11.54)	0:46.97 [4] (0:11.75)	0:35.22 [4] (0:11.58)	0:23.64 [4] (0:11.39)	0:12.25 [8] (0:12.25)
Average Speed [km/h]	50.5	62.7	61.6	62.2	63.3	58.8
Top Speed [km/h]	63.2	63.5	62.6	63.8	64.1	62.0
Avg. Dist. to Rail [m]	3.4	2.2	0.8	0.3	4.1	4.5
Avg. Stride Freq. [Hz]	2.3	2.5	2.4	2.4	2.4	2.3
Avg. Stride Length [m]	6.0	7.1	7.2	7.3	7.3	7.0



- [] Ranking at each section and finish
- .-.- No data available at this section
- NA No data available