



# Sunshine Coast QLD Professional

## Race 3: KABOOM CONCRETE PUMPING Class 3 Handicap - 1400m

02 February 2025 - 14:14



Track Rating: Good 4, Weather: Fine, Rail Position: +3m Entire

Section		Field Times										Last 600m				
		Overall	1200m	1000m	800m	600m	400m						0:35.57			
		1:25.06 (0:13.70)	1:11.36 (0:11.32)	1:00.04 (0:11.99)	0:48.05 (0:12.48)	0:35.57 (0:12.23)	0:23.34 (0:11.42)									
Rank	TAB	Horse/Jockey	Barrier	Top Speed [km/h]	Fastest Section											Distance Travelled [m]
1	1	<b>BOHEMIAN LAD</b> James Orman	7	65.9	0:11.32	1:25.06 [1] (0:13.75)	1:11.31 [2] (0:11.41)	0:59.90 [3] (0:12.02)	0:47.88 [3] (0:12.47)	0:35.41 [2] (0:12.17)	0:23.24 [3] (0:11.32)	0:35.41				
2	5	<b>HILLCREST AVENUE</b> Kyle Wilson-Taylor	2	64.7	0:11.28	1:25.09 [2] (0:14.12)	1:10.97 [8] (0:11.43)	0:59.54 [8] (0:12.08)	0:47.46 [8] (0:12.52)	0:34.94 [9] (0:11.86)	0:23.08 [6] (0:11.28)	0:34.94		+4		
3	2	<b>BONDED AFFAIR</b> Cody Collis	9	64.6	0:11.29	1:25.23 [3] (0:13.88)	1:11.35 [4] (0:11.29)	1:00.06 [4] (0:11.99)	0:48.07 [2] (0:12.50)	0:35.57 [3] (0:12.13)	0:23.44 [2] (0:11.38)	0:35.57		+4		
4	6	<b>VALANTINO ROC</b> Angela Jones	5	65.3	0:11.40	1:25.44 [4] (0:13.93)	1:11.51 [6] (0:11.40)	1:00.11 [6] (0:11.94)	0:48.17 [6] (0:12.59)	0:35.58 [6] (0:12.15)	0:23.43 [7] (0:11.46)	0:35.58		+4		
5	8	<b>KARAOKE AL</b> Micheal Hellyer	4	65.7	0:11.28	1:25.48 [5] (0:14.35)	1:11.13 [9] (0:11.42)	0:59.71 [9] (0:11.96)	0:47.75 [10] (0:12.53)	0:35.22 [10] (0:12.03)	0:23.19 [10] (0:11.28)	0:35.22		+2		
6	7	<b>BADDA BOOM BABY</b> Jake Bayliss	1	64.3	0:11.43	1:25.54 [6] (0:14.09)	1:11.45 [7] (0:11.44)	1:00.01 [7] (0:11.99)	0:48.02 [7] (0:12.57)	0:35.45 [7] (0:12.13)	0:23.32 [8] (0:11.43)	0:35.45		+1		
7	9	<b>TOUCH OF GRACIE</b> Mark Du Plessis	3	65.0	0:11.39	1:25.56 [7] (0:13.89)	1:11.67 [5] (0:11.39)	1:00.28 [5] (0:11.98)	0:48.30 [5] (0:12.52)	0:35.78 [5] (0:12.20)	0:23.58 [4] (0:11.62)	0:35.78		-1		
8	4	<b>WEST CORK</b> Robbie Dolan	10	65.3	0:11.25	1:25.84 [8] (0:13.84)	1:12.00 [3] (0:11.25)	1:00.75 [2] (0:12.13)	0:48.62 [4] (0:12.55)	0:36.07 [4] (0:12.23)	0:23.84 [5] (0:11.67)	0:36.07		+9		
9	10	<b>GULF OF SAROS</b> Nikita Beriman	8	64.3	0:11.37	1:26.19 [9] (0:14.41)	1:11.78 [10] (0:11.37)	1:00.41 [10] (0:11.93)	0:48.48 [9] (0:12.42)	0:36.06 [8] (0:12.15)	0:23.91 [9] (0:11.62)	0:36.06		+4		
10	3	<b>DISSELTATION</b> Boris Thornton	6	66.0	0:11.32	1:27.05 [10] (0:13.70)	1:13.35 [1] (0:11.32)	1:02.03 [1] (0:11.99)	0:50.04 [1] (0:12.48)	0:37.56 [1] (0:12.23)	0:25.33 [1] (0:12.07)	0:37.56		-2		

[ ] Ranking at each section and finish  
 -:-:- No data available at this section  
 NA No data available

SCN Saddle cloth number  
 DNF Did not finish  
 DNT Did not track



**Sunshine Coast QLD Professional**  
**Race 3: KABOOM CONCRETE PUMPING Class 3 Handicap - 1400m**  
**02 February 2025 - 14:14**



Track Rating: Good 4, Weather: Fine, Rail Position: +3m Entire

Section				200m				Last 600m	
Field Times				0:11.92 (0:11.92)				0:35.57	
Rank	TAB	Horse/Jockey	Barrier	Top Speed [km/h]	Fastest Section	Margin			Distance Travelled [m]
1	1	<b>BOHEMIAN LAD</b> James Orman	7	65.9 Overall	0:11.32 400m	0:11.92 [1] (0:11.92)	1:25.06		0:35.41
2	5	<b>HILLCREST AVENUE</b> Kyle Wilson-Taylor	2	64.7 1200m	0:11.28 400m	0:11.80 [3] (0:11.80)	0.2L		0:34.94 +4
3	2	<b>BONDED AFFAIR</b> Cody Collis	9	64.6 1200m	0:11.29 1200m	0:12.06 [2] (0:12.06)	1L		0:35.57 +4
4	6	<b>VALANTINO ROC</b> Angela Jones	5	65.3 Overall	0:11.40 1200m	0:11.97 [4] (0:11.97)	2L		0:35.58 +4
5	8	<b>KARAOKE AL</b> Micheal Hellyer	4	65.7 1200m	0:11.28 400m	0:11.91 [5] (0:11.91)	2.2L		0:35.22 +2
6	7	<b>BADDA BOOM BABY</b> Jake Bayliss	1	64.3 1200m	0:11.43 400m	0:11.89 [7] (0:11.89)	2.4L		0:35.45 +1
7	9	<b>TOUCH OF GRACIE</b> Mark Du Plessis	3	65.0 1200m	0:11.39 1200m	0:11.96 [6] (0:11.96)	2.5L		0:35.78 -1
8	4	<b>WEST CORK</b> Robbie Dolan	10	65.3 1200m	0:11.25 1200m	0:12.17 [8] (0:12.17)	4L		0:36.07 +9
9	10	<b>GULF OF SAROS</b> Nikita Beriman	8	64.3 1200m	0:11.37 1200m	0:12.29 [10] (0:12.29)	6L		0:36.06 +4
10	3	<b>DISSELTATION</b> Boris Thornton	6	66.0 1200m	0:11.32 1200m	0:13.26 [9] (0:13.26)	11L		0:37.56 -2

[ ] Ranking at each section and finish  
 -:-:- No data available at this section  
 NA No data available

SCN Saddle cloth number  
 DNF Did not finish  
 DNT Did not track



Horse/Jockey Name	Bohemian Lad
Final Rank	1
Fastest Section Time (Section)	0:11.32 (400m)
Top Speed [km/h] (Section)	65.9 (Overall)
Race State	Finished



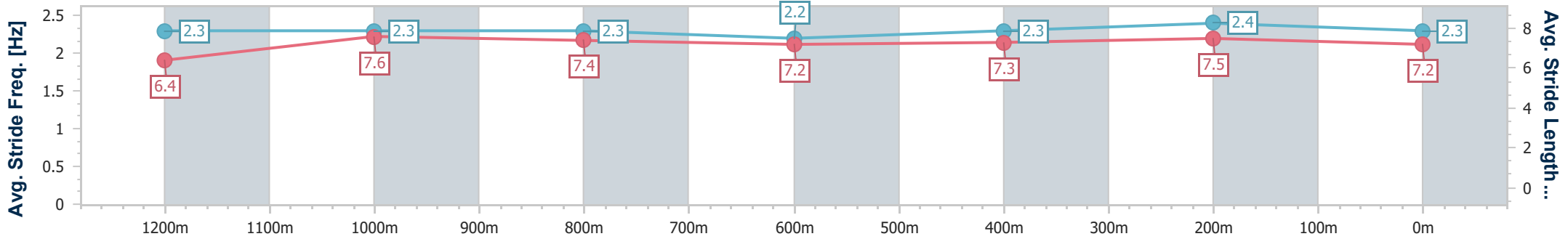
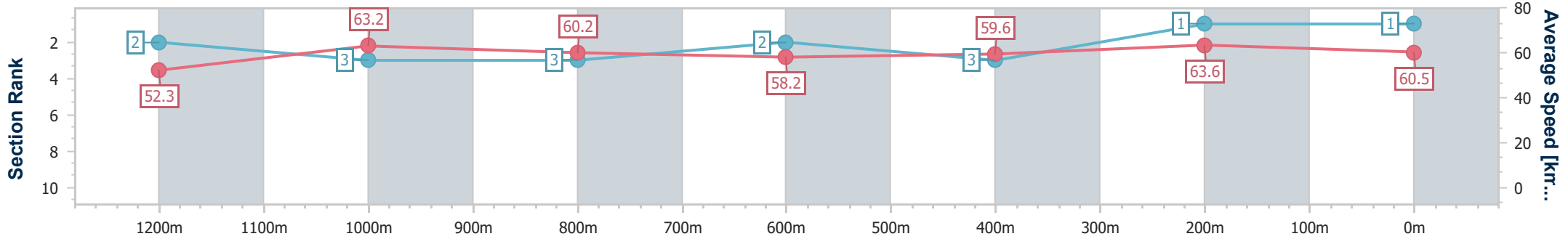
Sunshine Coast QLD Professional  
Race 3: KABOOM CONCRETE PUMPING Class 3 Handicap - 1400m



02 February 2025 - 14:14

Track Rating: Good 4, Weather: Fine, Rail Position: +3m Entire

Section	Overall	1200m	1000m	800m	600m	400m	200m
Section Times	1:25.06 [1] (0:13.75)	1:11.31 [2] (0:11.41)	0:59.90 [3] (0:12.02)	0:47.88 [3] (0:12.47)	0:35.41 [2] (0:12.17)	0:23.24 [3] (0:11.32)	0:11.92 [1] (0:11.92)
Average Speed [km/h]	52.3	63.2	60.2	58.2	59.6	63.6	60.5
Top Speed [km/h]	65.9	64.8	61.3	59.3	61.5	64.8	63.3
Avg. Dist. to Rail [m]	9.2	4.3	2.6	1.2	1.3	4.3	4.4
Avg. Stride Freq. [Hz]	2.3	2.3	2.3	2.2	2.3	2.4	2.3
Avg. Stride Length [m]	6.4	7.6	7.4	7.2	7.3	7.5	7.2



- [ ] Ranking at each section and finish
- .-.- No data available at this section
- NA No data available



Horse/Jockey Name	Hillcrest Avenue
Final Rank	2
Fastest Section Time (Section)	0:11.28 (400m)
Top Speed [km/h] (Section)	64.7 (1200m)
Race State	Finished



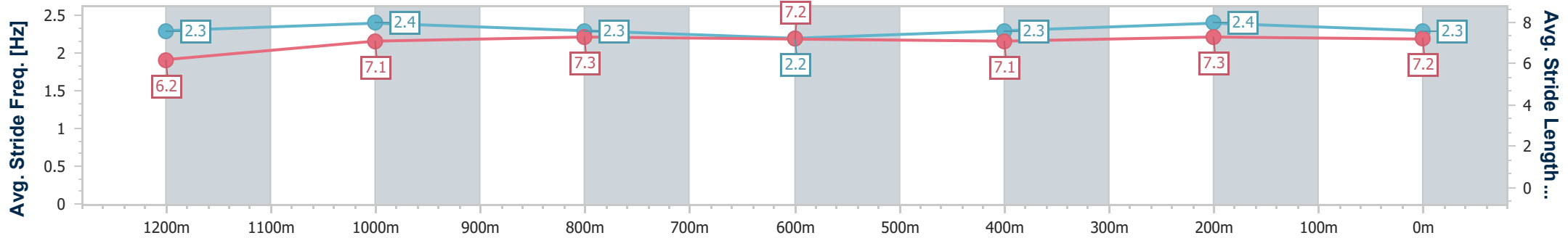
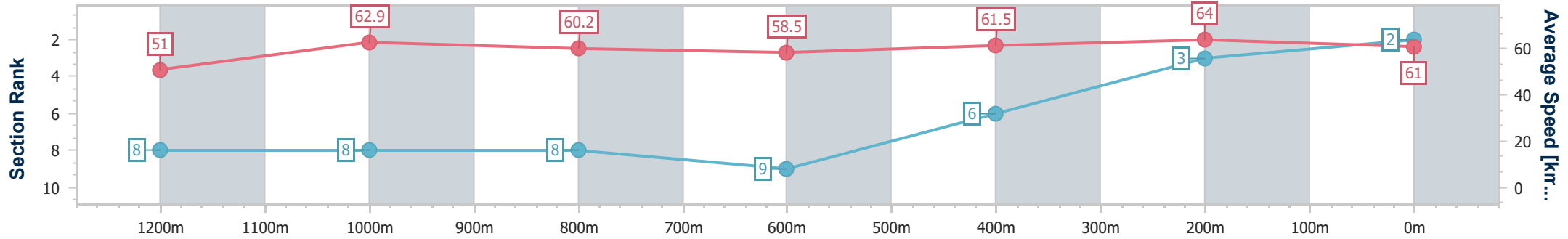
Sunshine Coast QLD Professional  
Race 3: KABOOM CONCRETE PUMPING Class 3 Handicap - 1400m



02 February 2025 - 14:14

Track Rating: Good 4, Weather: Fine, Rail Position: +3m Entire

Section	Overall	1200m	1000m	800m	600m	400m	200m
Section Times	1:25.09 [2] (0:14.12)	1:10.97 [8] (0:11.43)	0:59.54 [8] (0:12.08)	0:47.46 [8] (0:12.52)	0:34.94 [9] (0:11.86)	0:23.08 [6] (0:11.28)	0:11.80 [3] (0:11.80)
Average Speed [km/h]	51.0	62.9	60.2	58.5	61.5	64.0	61.0
Top Speed [km/h]	64.6	64.7	61.3	60.2	63.7	64.3	63.2
Avg. Dist. to Rail [m]	4.9	4.4	4.2	2.6	2.6	4.9	5.8
Avg. Stride Freq. [Hz]	2.3	2.4	2.3	2.2	2.3	2.4	2.3
Avg. Stride Length [m]	6.2	7.1	7.3	7.2	7.1	7.3	7.2



- [ ] Ranking at each section and finish
- .-.- No data available at this section
- NA No data available



Horse/Jockey Name	Bonded Affair
Final Rank	3
Fastest Section Time (Section)	0:11.29 (1200m)
Top Speed [km/h] (Section)	64.6 (1200m)
Race State	Finished



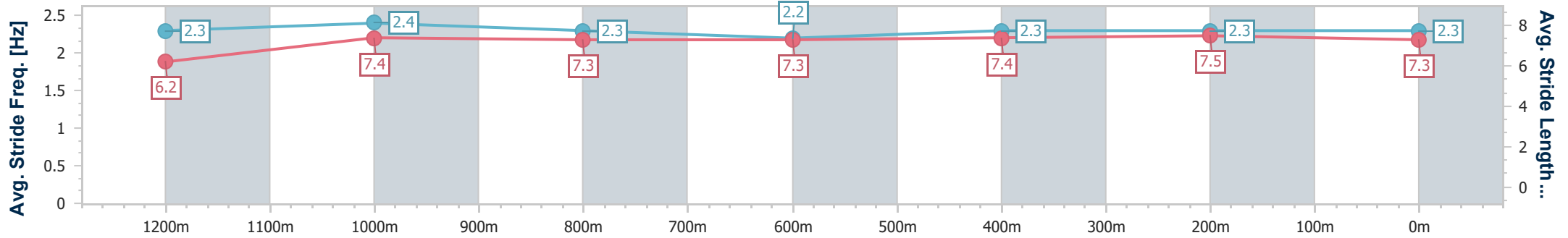
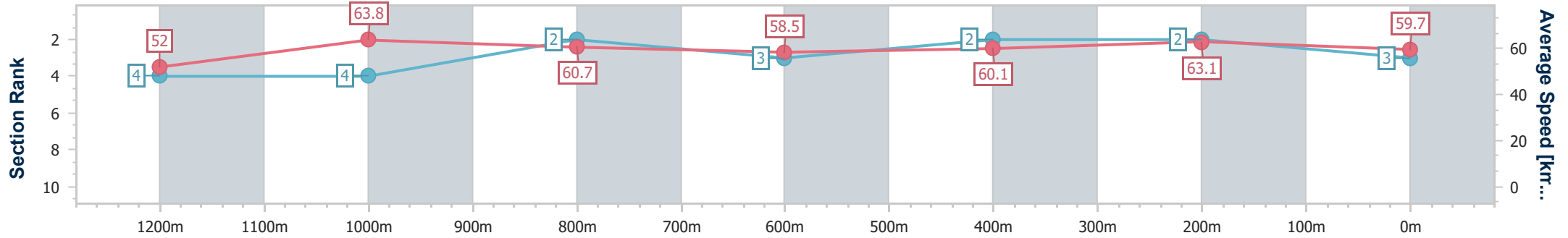
Sunshine Coast QLD Professional  
Race 3: KABOOM CONCRETE PUMPING Class 3 Handicap - 1400m



02 February 2025 - 14:14

Track Rating: Good 4, Weather: Fine, Rail Position: +3m Entire

Section	Overall	1200m	1000m	800m	600m	400m	200m
Section Times	1:25.23 [3] (0:13.88)	1:11.35 [4] (0:11.29)	1:00.06 [4] (0:11.99)	0:48.07 [2] (0:12.50)	0:35.57 [3] (0:12.13)	0:23.44 [2] (0:11.38)	0:12.06 [2] (0:12.06)
Average Speed [km/h]	52.0	63.8	60.7	58.5	60.1	63.1	59.7
Top Speed [km/h]	64.3	64.6	63.3	59.4	62.4	63.8	62.2
Avg. Dist. to Rail [m]	11.9	6.3	4.5	2.8	1.9	4.0	4.5
Avg. Stride Freq. [Hz]	2.3	2.4	2.3	2.2	2.3	2.3	2.3
Avg. Stride Length [m]	6.2	7.4	7.3	7.3	7.4	7.5	7.3



- [ ] Ranking at each section and finish
- .-.- No data available at this section
- NA No data available



Horse/Jockey Name	Valantino Roc
Final Rank	4
Fastest Section Time (Section)	0:11.40 (1200m)
Top Speed [km/h] (Section)	65.3 (Overall)
Race State	Finished



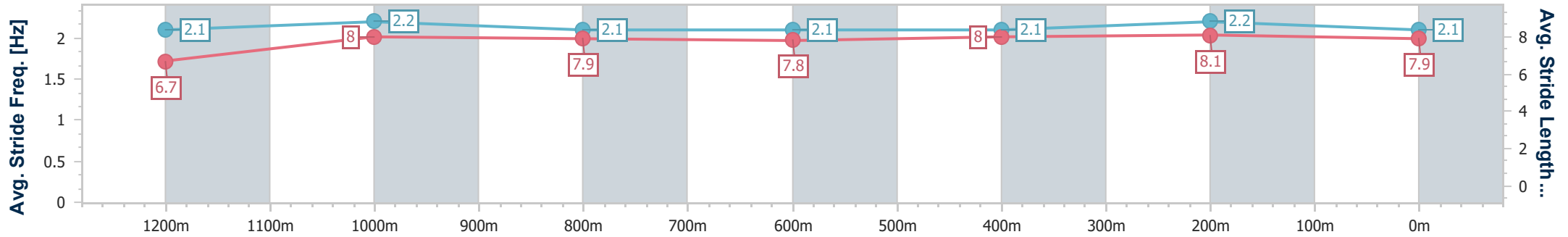
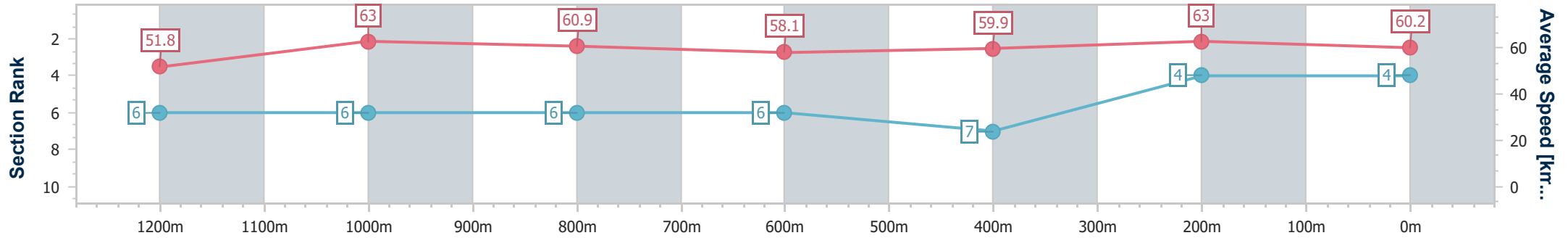
Sunshine Coast QLD Professional  
 Race 3: KABOOM CONCRETE PUMPING Class 3 Handicap - 1400m



02 February 2025 - 14:14

Track Rating: Good 4, Weather: Fine, Rail Position: +3m Entire

Section	Overall	1200m	1000m	800m	600m	400m	200m
Section Times	1:25.44 [4] (0:13.93)	1:11.51 [6] (0:11.40)	1:00.11 [6] (0:11.94)	0:48.17 [6] (0:12.59)	0:35.58 [6] (0:12.15)	0:23.43 [7] (0:11.46)	0:11.97 [4] (0:11.97)
Average Speed [km/h]	51.8	63.0	60.9	58.1	59.9	63.0	60.2
Top Speed [km/h]	65.3	65.1	63.3	58.4	62.0	63.4	62.3
Avg. Dist. to Rail [m]	6.3	3.8	3.2	2.6	2.2	4.6	4.4
Avg. Stride Freq. [Hz]	2.1	2.2	2.1	2.1	2.1	2.2	2.1
Avg. Stride Length [m]	6.7	8.0	7.9	7.8	8.0	8.1	7.9



- [ ] Ranking at each section and finish
- .-.- No data available at this section
- NA No data available



Horse/Jockey Name	Karaoke AI
Final Rank	5
Fastest Section Time (Section)	0:11.28 (400m)
Top Speed [km/h] (Section)	65.7 (1200m)
Race State	Finished



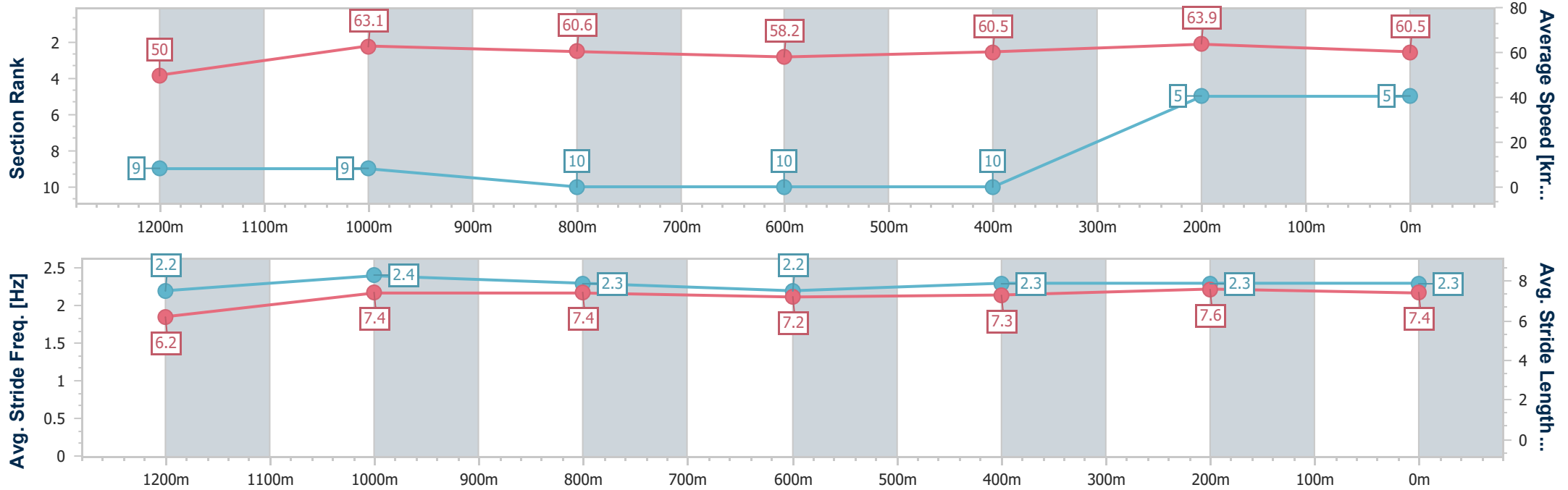
Sunshine Coast QLD Professional  
Race 3: KABOOM CONCRETE PUMPING Class 3 Handicap - 1400m



02 February 2025 - 14:14

Track Rating: Good 4, Weather: Fine, Rail Position: +3m Entire

Section	Overall	1200m	1000m	800m	600m	400m	200m
Section Times	1:25.48 [5] (0:14.35)	1:11.13 [9] (0:11.42)	0:59.71 [9] (0:11.96)	0:47.75 [10] (0:12.53)	0:35.22 [10] (0:12.03)	0:23.19 [10] (0:11.28)	0:11.91 [5] (0:11.91)
Average Speed [km/h]	50.0	63.1	60.6	58.2	60.5	63.9	60.5
Top Speed [km/h]	63.2	65.7	61.4	58.9	63.1	64.5	62.3
Avg. Dist. to Rail [m]	5.1	2.9	2.3	2.0	2.2	5.3	6.6
Avg. Stride Freq. [Hz]	2.2	2.4	2.3	2.2	2.3	2.3	2.3
Avg. Stride Length [m]	6.2	7.4	7.4	7.2	7.3	7.6	7.4



- [ ] Ranking at each section and finish
- .-.- No data available at this section
- NA No data available



Horse/Jockey Name	Badda Boom Baby
Final Rank	6
Fastest Section Time (Section)	0:11.43 (400m)
Top Speed [km/h] (Section)	64.3 (1200m)
Race State	Finished



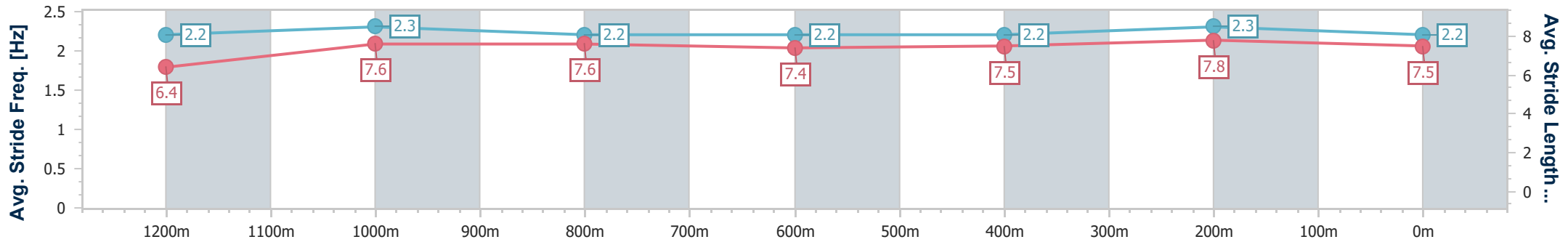
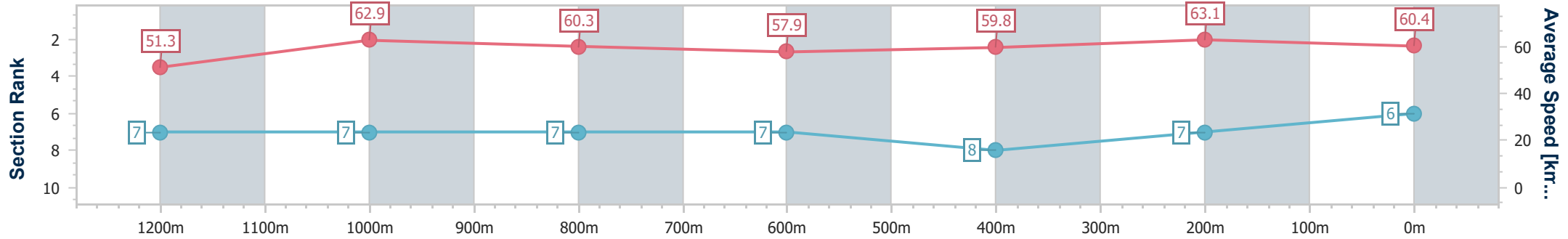
Sunshine Coast QLD Professional  
 Race 3: KABOOM CONCRETE PUMPING Class 3 Handicap - 1400m



02 February 2025 - 14:14

Track Rating: Good 4, Weather: Fine, Rail Position: +3m Entire

Section	Overall	1200m	1000m	800m	600m	400m	200m
Section Times	1:25.54 [6] (0:14.09)	1:11.45 [7] (0:11.44)	1:00.01 [7] (0:11.99)	0:48.02 [7] (0:12.57)	0:35.45 [7] (0:12.13)	0:23.32 [8] (0:11.43)	0:11.89 [7] (0:11.89)
Average Speed [km/h]	51.3	62.9	60.3	57.9	59.8	63.1	60.4
Top Speed [km/h]	64.3	64.3	61.1	59.3	62.3	63.6	62.5
Avg. Dist. to Rail [m]	3.1	2.5	2.2	1.8	1.0	2.8	4.1
Avg. Stride Freq. [Hz]	2.2	2.3	2.2	2.2	2.2	2.3	2.2
Avg. Stride Length [m]	6.4	7.6	7.6	7.4	7.5	7.8	7.5



- [ ] Ranking at each section and finish
- .-.- No data available at this section
- NA No data available





Horse/Jockey Name	Touch Of Gracie
Final Rank	7
Fastest Section Time (Section)	0:11.39 (1200m)
Top Speed [km/h] (Section)	65.0 (1200m)
Race State	Finished



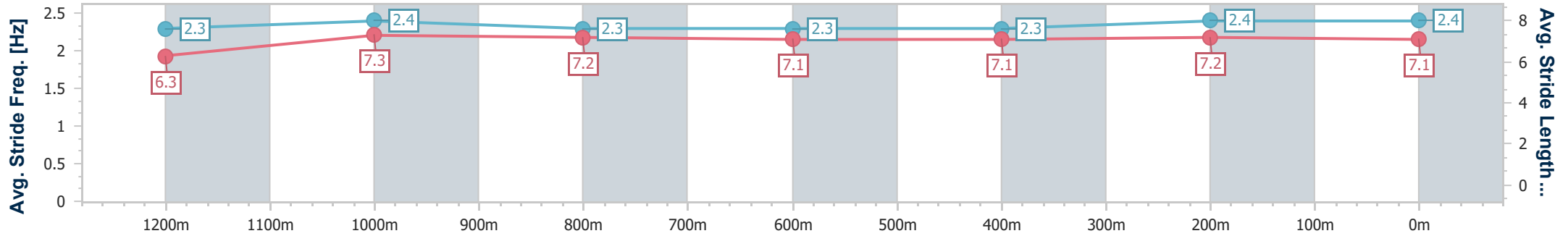
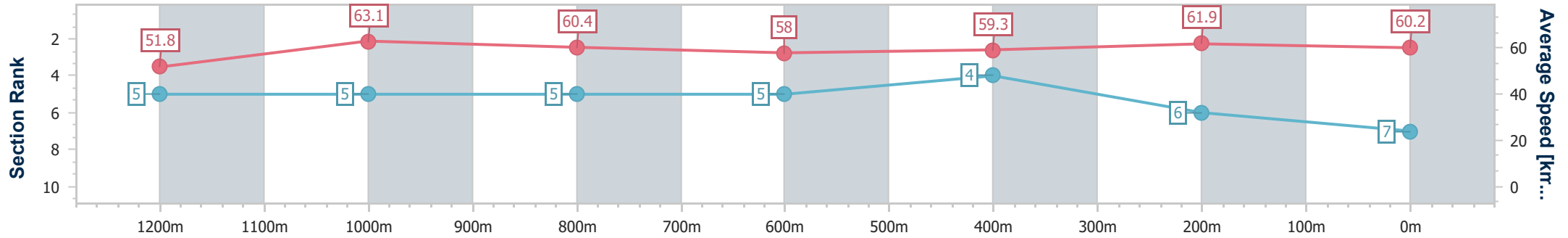
Sunshine Coast QLD Professional  
Race 3: KABOOM CONCRETE PUMPING Class 3 Handicap - 1400m



02 February 2025 - 14:14

Track Rating: Good 4, Weather: Fine, Rail Position: +3m Entire

Section	Overall	1200m	1000m	800m	600m	400m	200m
Section Times	1:25.56 [7] (0:13.89)	1:11.67 [5] (0:11.39)	1:00.28 [5] (0:11.98)	0:48.30 [5] (0:12.52)	0:35.78 [5] (0:12.20)	0:23.58 [4] (0:11.62)	0:11.96 [6] (0:11.96)
Average Speed [km/h]	51.8	63.1	60.4	58.0	59.3	61.9	60.2
Top Speed [km/h]	65.0	65.0	61.4	58.6	62.1	62.2	61.9
Avg. Dist. to Rail [m]	4.6	2.1	1.8	1.3	0.9	1.5	2.5
Avg. Stride Freq. [Hz]	2.3	2.4	2.3	2.3	2.3	2.4	2.4
Avg. Stride Length [m]	6.3	7.3	7.2	7.1	7.1	7.2	7.1



- [ ] Ranking at each section and finish
- .-.- No data available at this section
- NA No data available



Horse/Jockey Name	West Cork
Final Rank	8
Fastest Section Time (Section)	0:11.25 (1200m)
Top Speed [km/h] (Section)	65.3 (1200m)
Race State	Finished



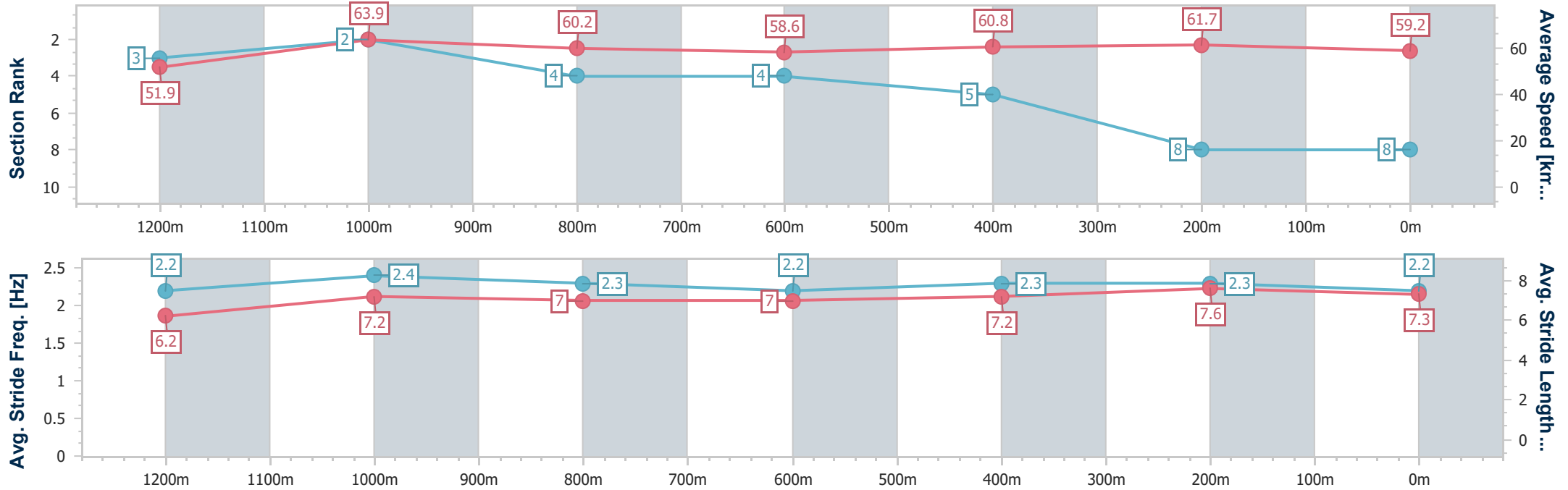
Sunshine Coast QLD Professional  
 Race 3: KABOOM CONCRETE PUMPING Class 3 Handicap - 1400m



02 February 2025 - 14:14

Track Rating: Good 4, Weather: Fine, Rail Position: +3m Entire

Section	Overall	1200m	1000m	800m	600m	400m	200m
Section Times	1:25.84 [8] (0:13.84)	1:12.00 [3] (0:11.25)	1:00.75 [2] (0:12.13)	0:48.62 [4] (0:12.55)	0:36.07 [4] (0:12.23)	0:23.84 [5] (0:11.67)	0:12.17 [8] (0:12.17)
Average Speed [km/h]	51.9	63.9	60.2	58.6	60.8	61.7	59.2
Top Speed [km/h]	65.2	65.3	61.8	59.3	61.3	62.8	62.0
Avg. Dist. to Rail [m]	12.8	7.9	4.1	4.1	5.7	7.5	8.0
Avg. Stride Freq. [Hz]	2.2	2.4	2.3	2.2	2.3	2.3	2.2
Avg. Stride Length [m]	6.2	7.2	7.0	7.0	7.2	7.6	7.3



- [ ] Ranking at each section and finish
- .-.- No data available at this section
- NA No data available



Horse/Jockey Name	Gulf Of Saros
Final Rank	9
Fastest Section Time (Section)	0:11.37 (1200m)
Top Speed [km/h] (Section)	64.3 (1200m)
Race State	Finished



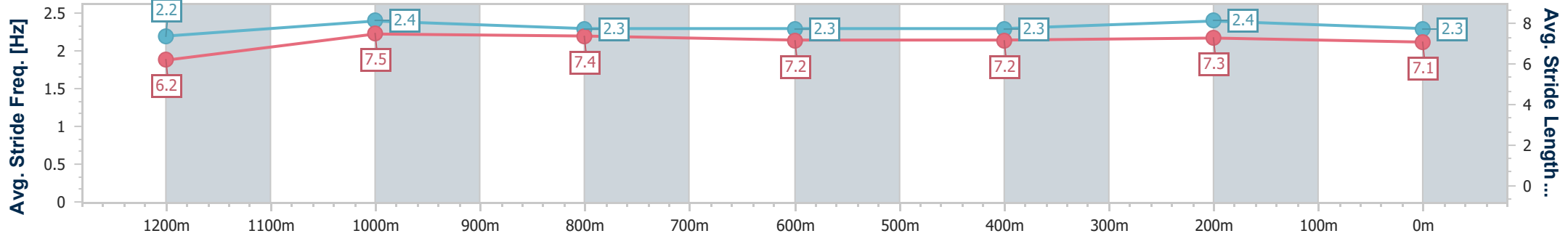
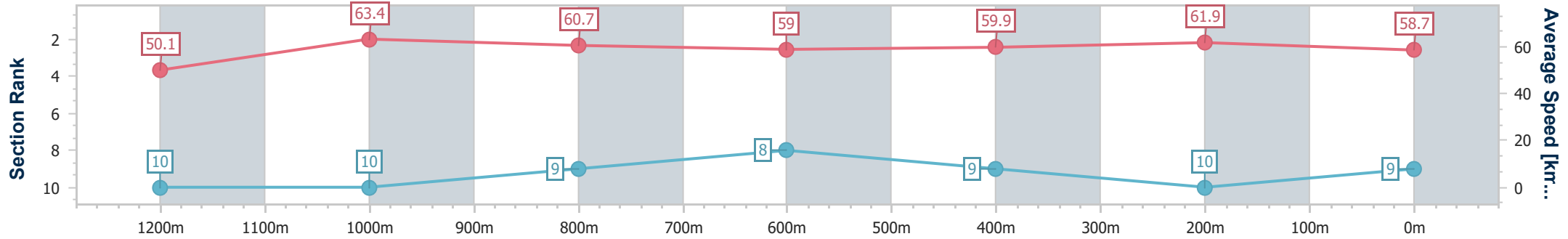
Sunshine Coast QLD Professional  
Race 3: KABOOM CONCRETE PUMPING Class 3 Handicap - 1400m



02 February 2025 - 14:14

Track Rating: Good 4, Weather: Fine, Rail Position: +3m Entire

Section	Overall	1200m	1000m	800m	600m	400m	200m
Section Times	1:26.19 [9] (0:14.41)	1:11.78 [10] (0:11.37)	1:00.41 [10] (0:11.93)	0:48.48 [9] (0:12.42)	0:36.06 [8] (0:12.15)	0:23.91 [9] (0:11.62)	0:12.29 [10] (0:12.29)
Average Speed [km/h]	50.1	63.4	60.7	59.0	59.9	61.9	58.7
Top Speed [km/h]	64.2	64.3	61.6	59.7	62.4	63.1	60.9
Avg. Dist. to Rail [m]	8.2	3.8	3.2	2.6	2.1	5.1	5.5
Avg. Stride Freq. [Hz]	2.2	2.4	2.3	2.3	2.3	2.4	2.3
Avg. Stride Length [m]	6.2	7.5	7.4	7.2	7.2	7.3	7.1



- [ ] Ranking at each section and finish
- .-.- No data available at this section
- NA No data available



Horse/Jockey Name	Disselation
Final Rank	10
Fastest Section Time (Section)	0:11.32 (1200m)
Top Speed [km/h] (Section)	66.0 (1200m)
Race State	Finished



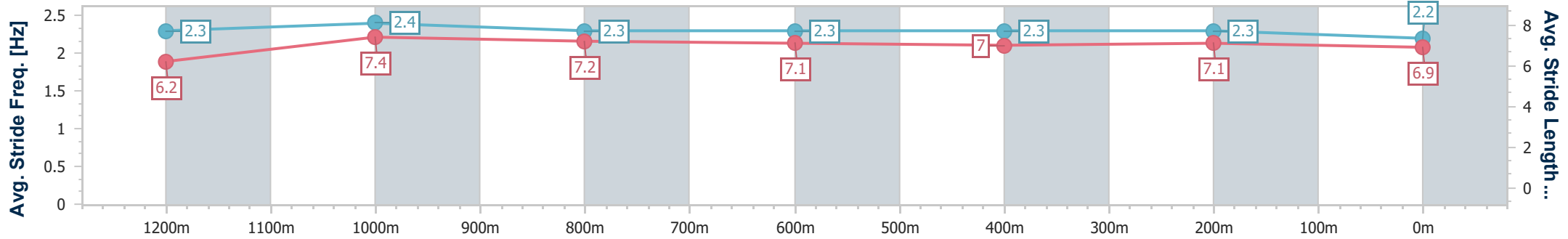
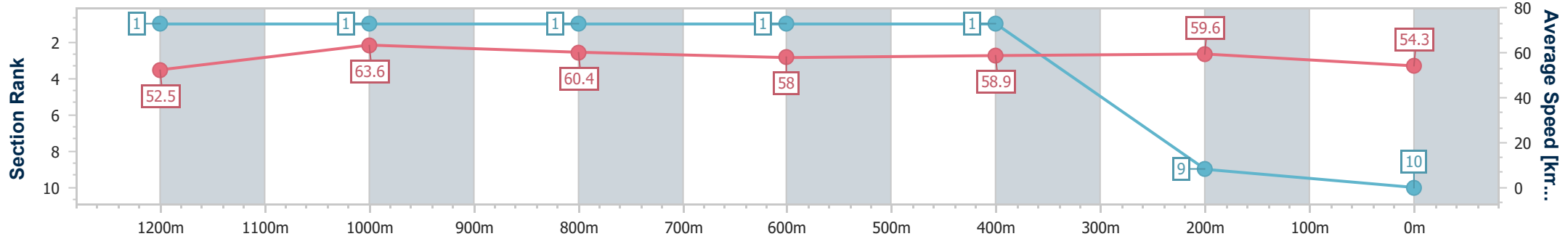
Sunshine Coast QLD Professional  
Race 3: KABOOM CONCRETE PUMPING Class 3 Handicap - 1400m



02 February 2025 - 14:14

Track Rating: Good 4, Weather: Fine, Rail Position: +3m Entire

Section	Overall	1200m	1000m	800m	600m	400m	200m
Section Times	1:27.05 [10] (0:13.70)	1:13.35 [1] (0:11.32)	1:02.03 [1] (0:11.99)	0:50.04 [1] (0:12.48)	0:37.56 [1] (0:12.23)	0:25.33 [1] (0:12.07)	0:13.26 [9] (0:13.26)
Average Speed [km/h]	52.5	63.6	60.4	58.0	58.9	59.6	54.3
Top Speed [km/h]	65.9	66.0	62.1	58.7	60.3	60.9	57.5
Avg. Dist. to Rail [m]	7.7	3.5	2.0	1.1	0.3	1.9	4.4
Avg. Stride Freq. [Hz]	2.3	2.4	2.3	2.3	2.3	2.3	2.2
Avg. Stride Length [m]	6.2	7.4	7.2	7.1	7.0	7.1	6.9



- [ ] Ranking at each section and finish
- .-.- No data available at this section
- NA No data available