



Sunshine Coast QLD Professional

Race 1: MAEVA HOSPITALITY Maiden Handicap - 1200m

02 February 2025 - 13:05



Track Rating: Good 4, Weather: Fine, Rail Position: +3m Entire

Section		Field Times											Last 600m	
		Overall	1000m	800m	600m	400m	200m						0:34.87	
		1:12.67 (0:14.14)	0:58.53 (0:11.65)	0:46.88 (0:12.01)	0:34.87 (0:11.60)	0:23.27 (0:11.32)	0:11.95 (0:11.95)							
Rank	TAB	Horse/Jockey	Barrier	Top Speed [km/h]	Fastest Section								Margin	Distance Travelled [m]
1	5	CRACKENTHORPE Dan McGillivray	1	64.8 400m	0:11.26 400m	1:12.67 [1] (0:14.45)	0:58.22 [5] (0:11.57)	0:46.65 [4] (0:12.02)	0:34.63 [4] (0:11.62)	0:23.01 [3] (0:11.26)	0:11.75 [3] (0:11.75)	1:12.67	0:34.63	
2	9	LATE NIGHT TALKING Cody Collis	3	64.7 400m	0:11.28 400m	1:12.76 [2] (0:14.20)	0:58.56 [2] (0:11.69)	0:46.87 [2] (0:12.00)	0:34.87 [2] (0:11.55)	0:23.32 [2] (0:11.28)	0:12.04 [1] (0:12.04)	0.4L	0:34.87	-1
3	3	IL PATRIGNO Robbie Dolan	12	65.6 400m	0:11.12 400m	1:12.98 [3] (0:14.93)	0:58.05 [11] (0:11.78)	0:46.27 [11] (0:12.05)	0:34.22 [11] (0:11.56)	0:22.66 [10] (0:11.12)	0:11.54 [6] (0:11.54)	1.4L	0:34.22	+1
4	4	BUSKER Cejay Graham	13	65.8 400m	0:11.09 400m	1:12.98 [4] (0:14.99)	0:57.99 [12] (0:11.87)	0:46.12 [12] (0:11.92)	0:34.20 [12] (0:11.76)	0:22.44 [12] (0:11.09)	0:11.35 [10] (0:11.35)	1.5L	0:34.20	+5
5	10	MOANA GOLD Nikita Beriman	2	64.8 1000m	0:11.35 400m	1:12.99 [5] (0:14.14)	0:58.85 [1] (0:11.65)	0:47.20 [1] (0:12.01)	0:35.19 [1] (0:11.60)	0:23.59 [1] (0:11.35)	0:12.24 [2] (0:12.24)	1.6L	0:35.19	-1
6	7	IN SOCIETY Jace McMurray	8	64.1 400m	0:11.30 400m	1:13.23 [6] (0:14.54)	0:58.69 [8] (0:11.86)	0:46.83 [8] (0:12.17)	0:34.66 [10] (0:11.75)	0:22.91 [10] (0:11.30)	0:11.61 [9] (0:11.61)	2.9L	0:34.66	+6
7	1	COLINTON Justin Huxtable	11	65.3 400m	0:11.31 400m	1:13.29 [7] (0:14.78)	0:58.51 [9] (0:11.64)	0:46.87 [9] (0:12.09)	0:34.78 [9] (0:11.73)	0:23.05 [9] (0:11.31)	0:11.74 [7] (0:11.74)	3.1L	0:34.78	+3
8	8	ZOULAR Kyle Wilson-Taylor	15	64.9 600m	0:11.38 400m	1:13.37 [8] (0:14.88)	0:58.49 [10] (0:11.56)	0:46.93 [10] (0:12.06)	0:34.87 [8] (0:11.49)	0:23.38 [5] (0:11.38)	0:12.00 [5] (0:12.00)	3.5L	0:34.87	+0
9	14	AMAHLE Luke Tarrant	4	64.4 400m	0:11.54 400m	1:13.56 [9] (0:14.28)	0:59.28 [3] (0:11.71)	0:47.57 [3] (0:12.00)	0:35.57 [3] (0:11.80)	0:23.77 [4] (0:11.54)	0:12.23 [4] (0:12.23)	4.5L	0:35.57	+1
10	11	THE PROPHECY Damien Boutet	5	63.7 1000m	0:11.57 400m	1:13.91 [10] (0:14.38)	0:59.53 [4] (0:11.78)	0:47.75 [5] (0:12.17)	0:35.58 [6] (0:11.88)	0:23.70 [8] (0:11.57)	0:12.13 [11] (0:12.13)	6.5L	0:35.58	+3

Scratched: Fashion Flash (#6), Waku Waku (#12), Tommy Flyer (#2)

[] Ranking at each section and finish
 -:-:- No data available at this section
 NA No data available

SCN Saddle cloth number
 DNF Did not finish
 DNT Did not track



Sunshine Coast QLD Professional

Race 1: MAEVA HOSPITALITY Maiden Handicap - 1200m

02 February 2025 - 13:05



Track Rating: Good 4, Weather: Fine, Rail Position: +3m Entire

Section		Overall	1000m	800m	600m	400m	200m	Last 600m					
Field Times		1:12.67 (0:14.14)	0:58.53 (0:11.65)	0:46.88 (0:12.01)	0:34.87 (0:11.60)	0:23.27 (0:11.32)	0:11.95 (0:11.95)	0:34.87					
Rank	TAB Horse/Jockey	Barrier	Top Speed [km/h]	Fastest Section	Margin						Distance Travelled [m]		
11	13 BEGORRA Ryan Curatolo	6	63.9 600m	0:11.51 400m	1:14.32 [11] (0:14.46)	0:59.86 [6] (0:11.80)	0:48.06 [7] (0:12.10)	0:35.96 [7] (0:11.71)	0:24.25 [6] (0:11.51)	0:12.74 [8] (0:12.74)	8.8L	0:35.96	+5
12	15 THE MERCHANT Georgina Cartwright	7	62.9 Overall	0:11.68 1000m	1:15.75 [12] (0:14.49)	1:01.26 [7] (0:11.68)	0:49.58 [6] (0:12.09)	0:37.49 [5] (0:11.82)	0:25.67 [7] (0:11.98)	0:13.69 [12] (0:13.69)	17.1L	0:37.49	+2

Scratched: Fashion Flash (#6), Waku Waku (#12), Tommy Flyer (#2)

[] Ranking at each section and finish
 -:-:-:- No data available at this section
 NA No data available

SCN Saddle cloth number
 DNF Did not finish
 DNT Did not track



Horse/Jockey Name	Crackenthorpe
Final Rank	1
Fastest Section Time (Section)	0:11.26 (400m)
Top Speed [km/h] (Section)	64.8 (400m)
Race State	Finished



Sunshine Coast QLD Professional

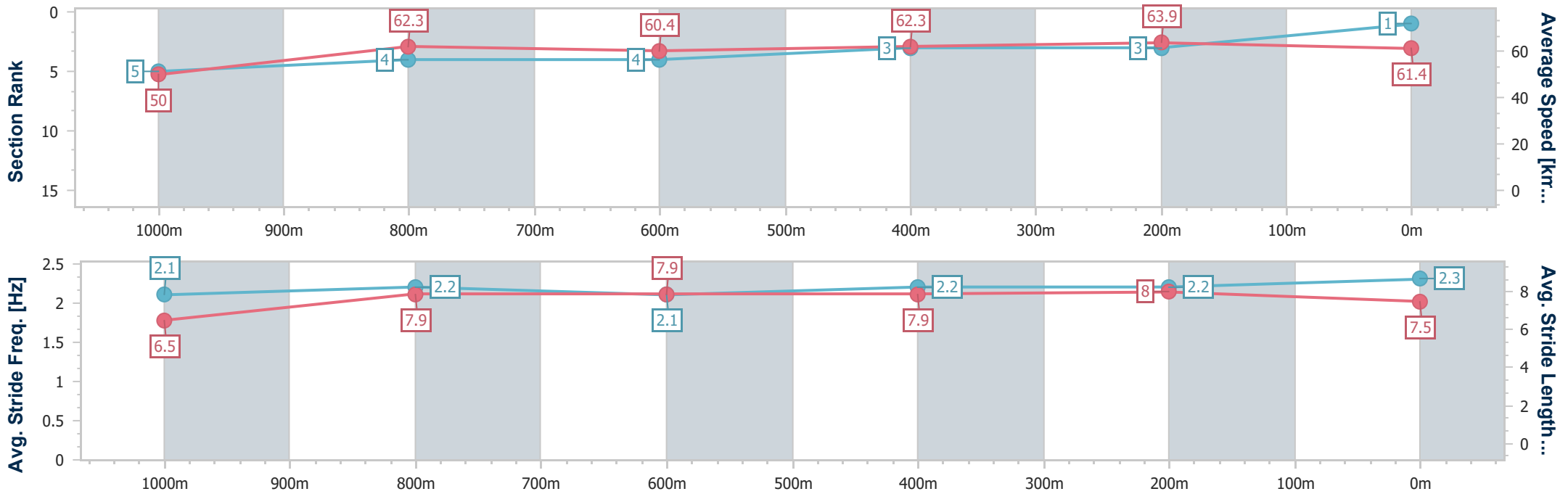
Race 1: MAEVA HOSPITALITY Maiden Handicap - 1200m



02 February 2025 - 13:05

Track Rating: Good 4, Weather: Fine, Rail Position: +3m Entire

Section	Overall	1000m	800m	600m	400m	200m
Section Times	1:12.67 [1] (0:14.45)	0:58.22 [5] (0:11.57)	0:46.65 [4] (0:12.02)	0:34.63 [4] (0:11.62)	0:23.01 [3] (0:11.26)	0:11.75 [3] (0:11.75)
Average Speed [km/h]	50.0	62.3	60.4	62.3	63.9	61.4
Top Speed [km/h]	61.9	63.2	61.5	64.0	64.8	63.1
Avg. Dist. to Rail [m]	2.2	1.9	1.4	0.7	2.4	3.1
Avg. Stride Freq. [Hz]	2.1	2.2	2.1	2.2	2.2	2.3
Avg. Stride Length [m]	6.5	7.9	7.9	7.9	8.0	7.5



- [] Ranking at each section and finish
- .-.- No data available at this section
- NA No data available



Horse/Jockey Name	Late Night Talking
Final Rank	2
Fastest Section Time (Section)	0:11.28 (400m)
Top Speed [km/h] (Section)	64.7 (400m)
Race State	Finished



Sunshine Coast QLD Professional

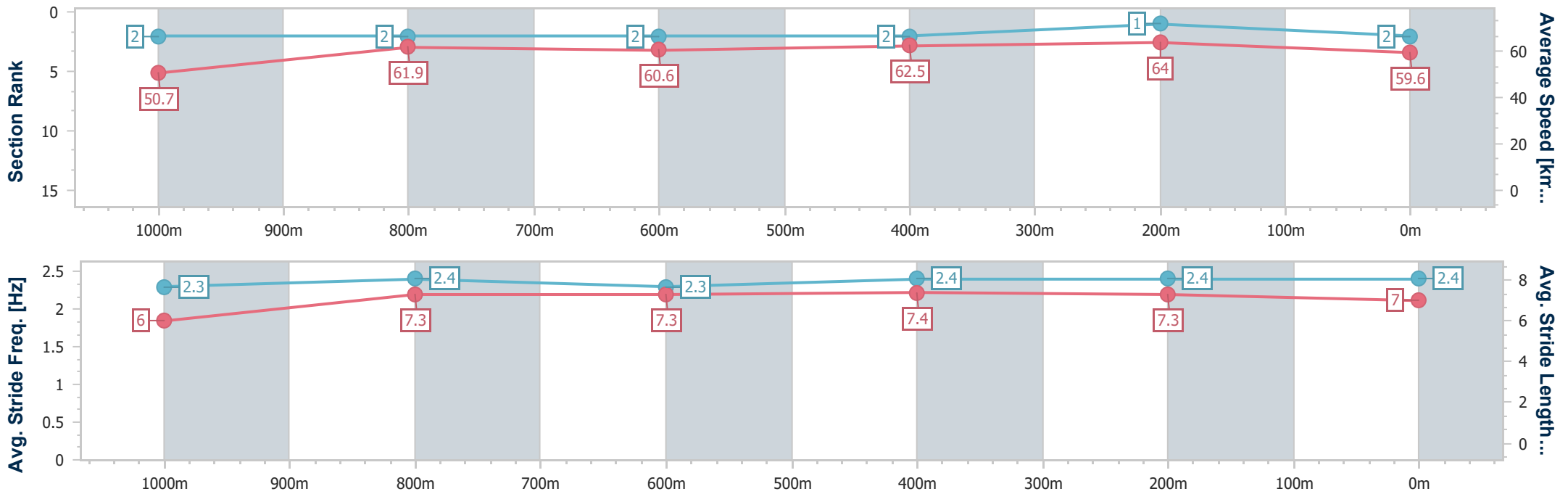
Race 1: MAEVA HOSPITALITY Maiden Handicap - 1200m



02 February 2025 - 13:05

Track Rating: Good 4, Weather: Fine, Rail Position: +3m Entire

Section	Overall	1000m	800m	600m	400m	200m
Section Times	1:12.76 [2] (0:14.20)	0:58.56 [2] (0:11.69)	0:46.87 [2] (0:12.00)	0:34.87 [2] (0:11.55)	0:23.32 [2] (0:11.28)	0:12.04 [1] (0:12.04)
Average Speed [km/h]	50.7	61.9	60.6	62.5	64.0	59.6
Top Speed [km/h]	63.5	63.5	62.0	64.4	64.7	61.8
Avg. Dist. to Rail [m]	3.2	2.1	1.4	0.7	1.1	0.8
Avg. Stride Freq. [Hz]	2.3	2.4	2.3	2.4	2.4	2.4
Avg. Stride Length [m]	6.0	7.3	7.3	7.4	7.3	7.0



- [] Ranking at each section and finish
- .-.- No data available at this section
- NA No data available



Horse/Jockey Name	Il Patrigno
Final Rank	3
Fastest Section Time (Section)	0:11.12 (400m)
Top Speed [km/h] (Section)	65.6 (400m)
Race State	Finished



Sunshine Coast QLD Professional

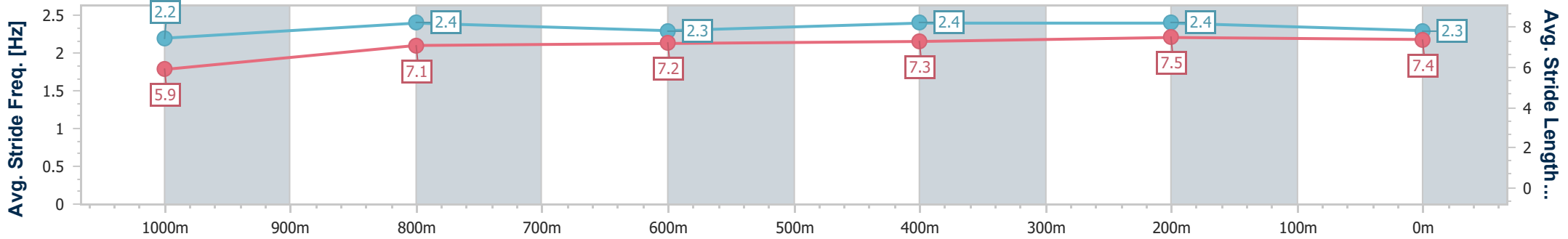
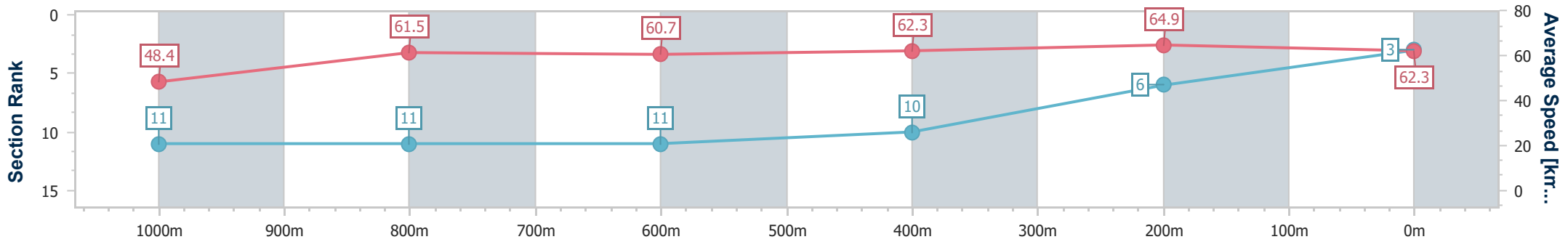
Race 1: MAEVA HOSPITALITY Maiden Handicap - 1200m



02 February 2025 - 13:05

Track Rating: Good 4, Weather: Fine, Rail Position: +3m Entire

Section	Overall	1000m	800m	600m	400m	200m
Section Times	1:12.98 [3] (0:14.93)	0:58.05 [11] (0:11.78)	0:46.27 [11] (0:12.05)	0:34.22 [11] (0:11.56)	0:22.66 [10] (0:11.12)	0:11.54 [6] (0:11.54)
Average Speed [km/h]	48.4	61.5	60.7	62.3	64.9	62.3
Top Speed [km/h]	63.1	62.7	62.3	63.6	65.6	64.9
Avg. Dist. to Rail [m]	9.4	3.2	2.5	0.5	1.4	2.1
Avg. Stride Freq. [Hz]	2.2	2.4	2.3	2.4	2.4	2.3
Avg. Stride Length [m]	5.9	7.1	7.2	7.3	7.5	7.4



- [] Ranking at each section and finish
- .-.- No data available at this section
- NA No data available



Horse/Jockey Name	Busker
Final Rank	4
Fastest Section Time (Section)	0:11.09 (400m)
Top Speed [km/h] (Section)	65.8 (400m)
Race State	Finished



Sunshine Coast QLD Professional

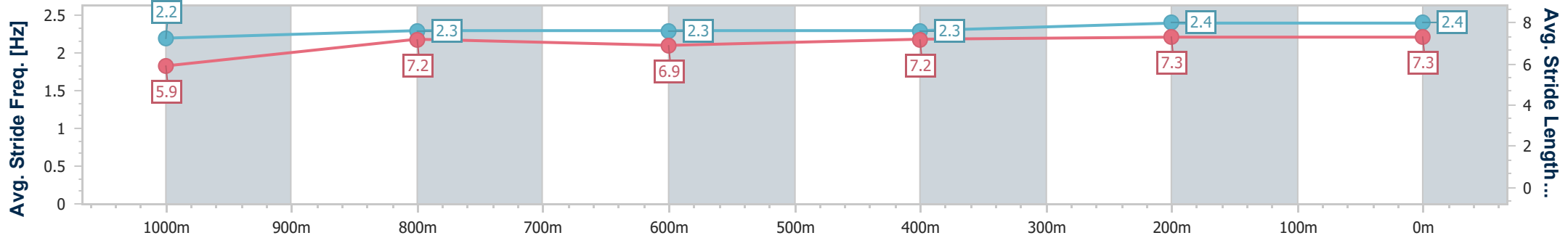
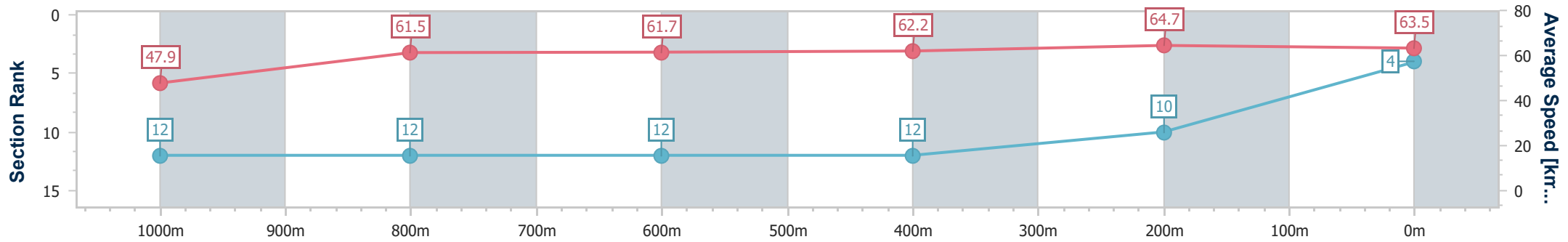
Race 1: MAEVA HOSPITALITY Maiden Handicap - 1200m



02 February 2025 - 13:05

Track Rating: Good 4, Weather: Fine, Rail Position: +3m Entire

Section	Overall	1000m	800m	600m	400m	200m
Section Times	1:12.98 [4] (0:14.99)	0:57.99 [12] (0:11.87)	0:46.12 [12] (0:11.92)	0:34.20 [12] (0:11.76)	0:22.44 [12] (0:11.09)	0:11.35 [10] (0:11.35)
Average Speed [km/h]	47.9	61.5	61.7	62.2	64.7	63.5
Top Speed [km/h]	61.5	62.7	62.8	63.9	65.8	65.0
Avg. Dist. to Rail [m]	10.7	4.4	3.5	2.5	7.5	7.4
Avg. Stride Freq. [Hz]	2.2	2.3	2.3	2.3	2.4	2.4
Avg. Stride Length [m]	5.9	7.2	6.9	7.2	7.3	7.3



- [] Ranking at each section and finish
- .-.- No data available at this section
- NA No data available



Horse/Jockey Name	Moana Gold
Final Rank	5
Fastest Section Time (Section)	0:11.35 (400m)
Top Speed [km/h] (Section)	64.8 (1000m)
Race State	Finished



Sunshine Coast QLD Professional

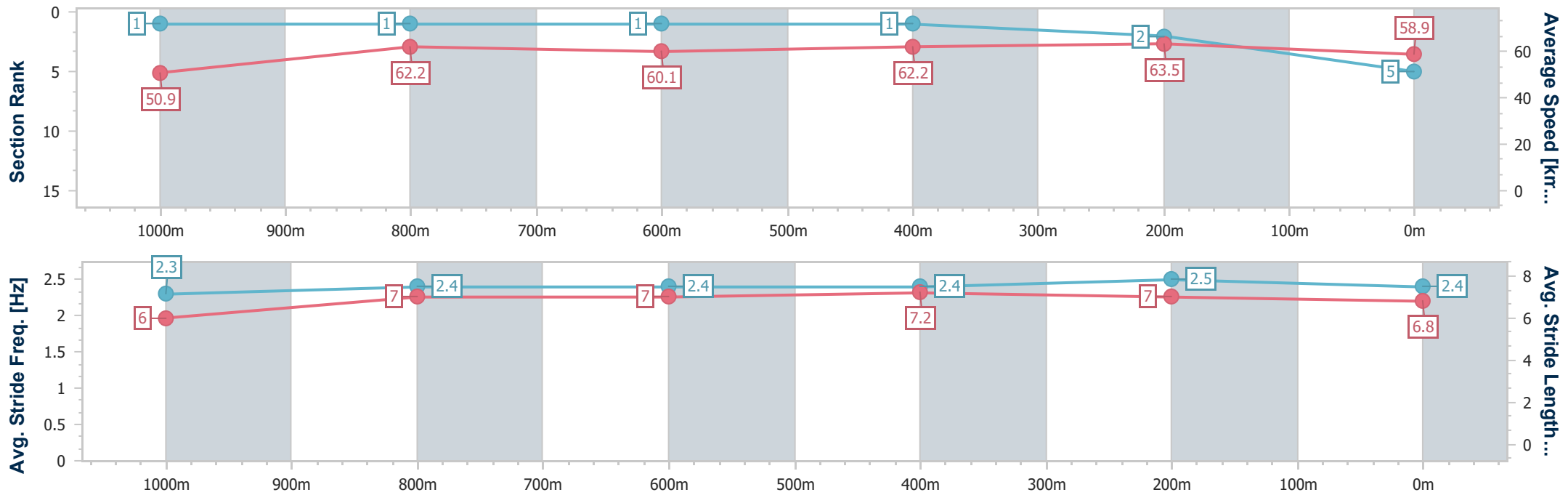
Race 1: MAEVA HOSPITALITY Maiden Handicap - 1200m



02 February 2025 - 13:05

Track Rating: Good 4, Weather: Fine, Rail Position: +3m Entire

Section	Overall	1000m	800m	600m	400m	200m
Section Times	1:12.99 [5] (0:14.14)	0:58.85 [1] (0:11.65)	0:47.20 [1] (0:12.01)	0:35.19 [1] (0:11.60)	0:23.59 [1] (0:11.35)	0:12.24 [2] (0:12.24)
Average Speed [km/h]	50.9	62.2	60.1	62.2	63.5	58.9
Top Speed [km/h]	63.5	64.8	61.5	63.2	64.5	61.7
Avg. Dist. to Rail [m]	2.7	1.8	1.1	0.3	0.3	0.7
Avg. Stride Freq. [Hz]	2.3	2.4	2.4	2.4	2.5	2.4
Avg. Stride Length [m]	6.0	7.0	7.0	7.2	7.0	6.8



- [] Ranking at each section and finish
- .-.- No data available at this section
- NA No data available



Horse/Jockey Name	In Society
Final Rank	6
Fastest Section Time (Section)	0:11.30 (400m)
Top Speed [km/h] (Section)	64.1 (400m)
Race State	Finished



Sunshine Coast QLD Professional

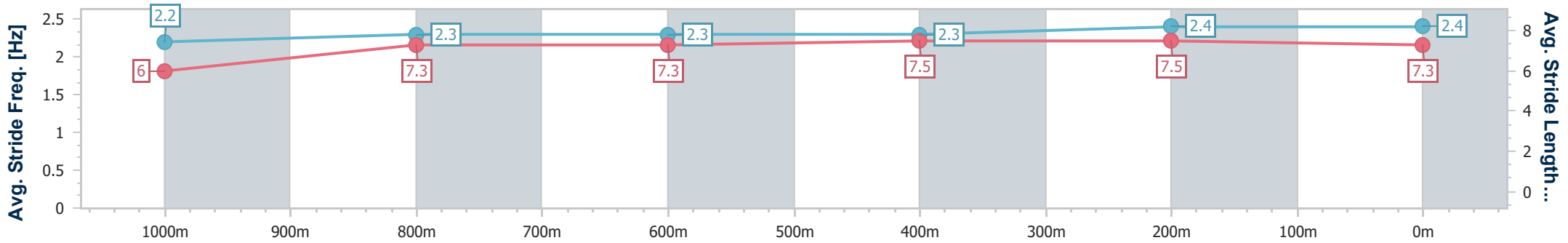
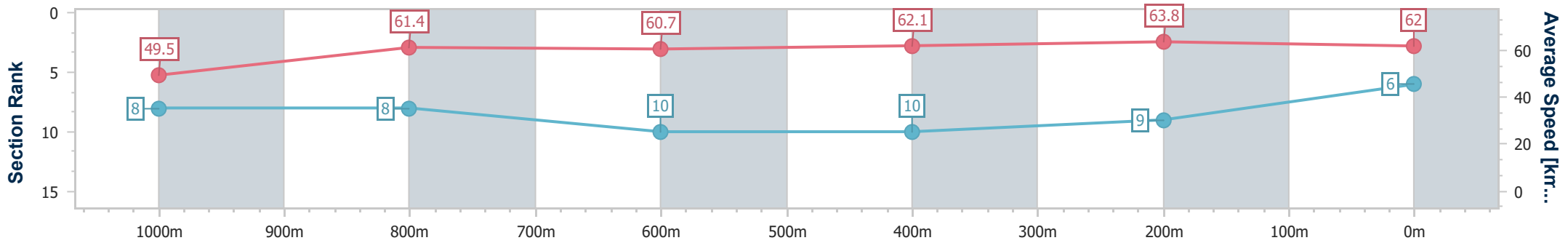
Race 1: MAEVA HOSPITALITY Maiden Handicap - 1200m



02 February 2025 - 13:05

Track Rating: Good 4, Weather: Fine, Rail Position: +3m Entire

Section	Overall	1000m	800m	600m	400m	200m
Section Times	1:13.23 [6] (0:14.54)	0:58.69 [8] (0:11.86)	0:46.83 [8] (0:12.17)	0:34.66 [10] (0:11.75)	0:22.91 [10] (0:11.30)	0:11.61 [9] (0:11.61)
Average Speed [km/h]	49.5	61.4	60.7	62.1	63.8	62.0
Top Speed [km/h]	62.1	62.3	62.0	63.6	64.1	63.9
Avg. Dist. to Rail [m]	8.0	3.9	3.6	2.9	5.6	6.2
Avg. Stride Freq. [Hz]	2.2	2.3	2.3	2.3	2.4	2.4
Avg. Stride Length [m]	6.0	7.3	7.3	7.5	7.5	7.3



- [] Ranking at each section and finish
- .-.- No data available at this section
- NA No data available



Horse/Jockey Name	Colinton
Final Rank	7
Fastest Section Time (Section)	0:11.31 (400m)
Top Speed [km/h] (Section)	65.3 (400m)
Race State	Finished



Sunshine Coast QLD Professional

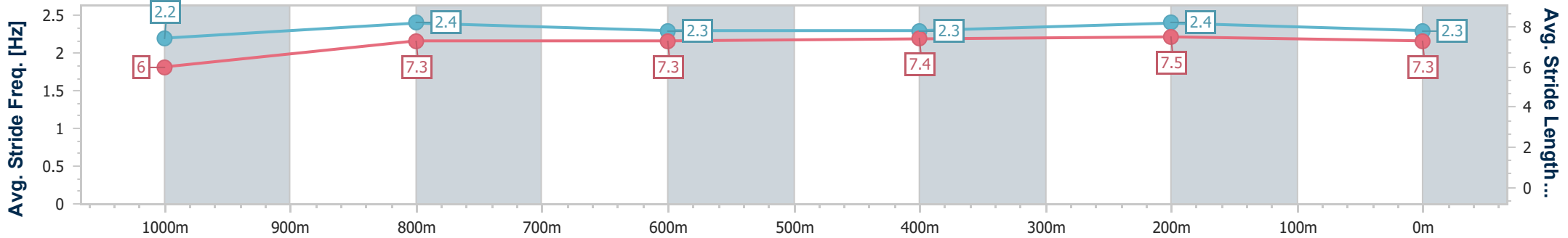
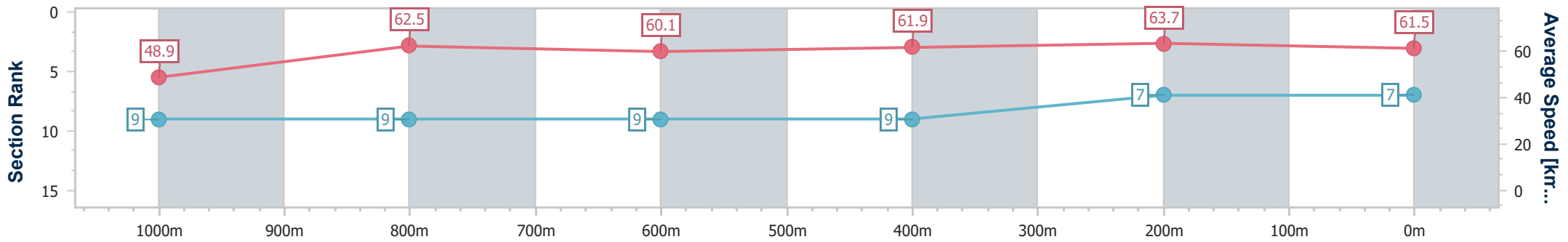
Race 1: MAEVA HOSPITALITY Maiden Handicap - 1200m



02 February 2025 - 13:05

Track Rating: Good 4, Weather: Fine, Rail Position: +3m Entire

Section	Overall	1000m	800m	600m	400m	200m
Section Times	1:13.29 [7] (0:14.78)	0:58.51 [9] (0:11.64)	0:46.87 [9] (0:12.09)	0:34.78 [9] (0:11.73)	0:23.05 [9] (0:11.31)	0:11.74 [7] (0:11.74)
Average Speed [km/h]	48.9	62.5	60.1	61.9	63.7	61.5
Top Speed [km/h]	62.7	63.6	62.2	63.2	65.3	62.7
Avg. Dist. to Rail [m]	8.7	3.0	2.3	1.0	3.1	4.9
Avg. Stride Freq. [Hz]	2.2	2.4	2.3	2.3	2.4	2.3
Avg. Stride Length [m]	6.0	7.3	7.3	7.4	7.5	7.3



- [] Ranking at each section and finish
- .-.- No data available at this section
- NA No data available



Horse/Jockey Name	Zoular
Final Rank	8
Fastest Section Time (Section)	0:11.38 (400m)
Top Speed [km/h] (Section)	64.9 (600m)
Race State	Finished



Sunshine Coast QLD Professional

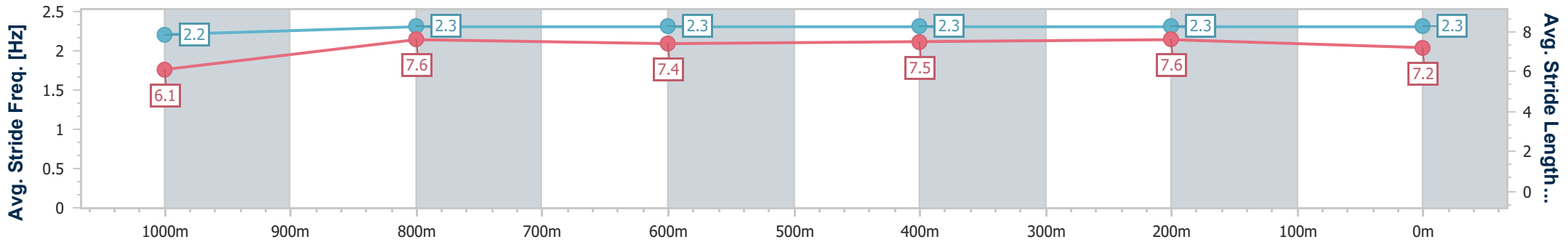
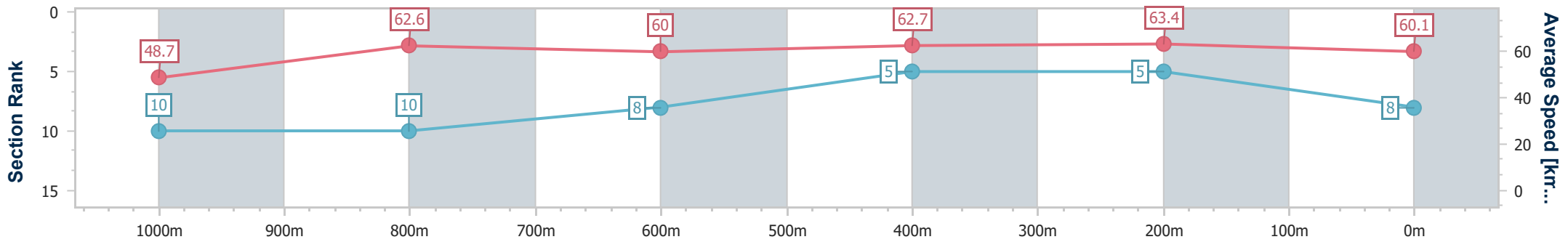
Race 1: MAEVA HOSPITALITY Maiden Handicap - 1200m



02 February 2025 - 13:05

Track Rating: Good 4, Weather: Fine, Rail Position: +3m Entire

Section	Overall	1000m	800m	600m	400m	200m
Section Times	1:13.37 [8] (0:14.88)	0:58.49 [10] (0:11.56)	0:46.93 [10] (0:12.06)	0:34.87 [8] (0:11.49)	0:23.38 [5] (0:11.38)	0:12.00 [5] (0:12.00)
Average Speed [km/h]	48.7	62.6	60.0	62.7	63.4	60.1
Top Speed [km/h]	63.5	63.7	62.4	64.9	64.7	62.2
Avg. Dist. to Rail [m]	9.7	1.8	0.7	0.5	2.9	2.9
Avg. Stride Freq. [Hz]	2.2	2.3	2.3	2.3	2.3	2.3
Avg. Stride Length [m]	6.1	7.6	7.4	7.5	7.6	7.2



- [] Ranking at each section and finish
- .-.- No data available at this section
- NA No data available



Horse/Jockey Name	Amahle
Final Rank	9
Fastest Section Time (Section)	0:11.54 (400m)
Top Speed [km/h] (Section)	64.4 (400m)
Race State	Finished



Sunshine Coast QLD Professional

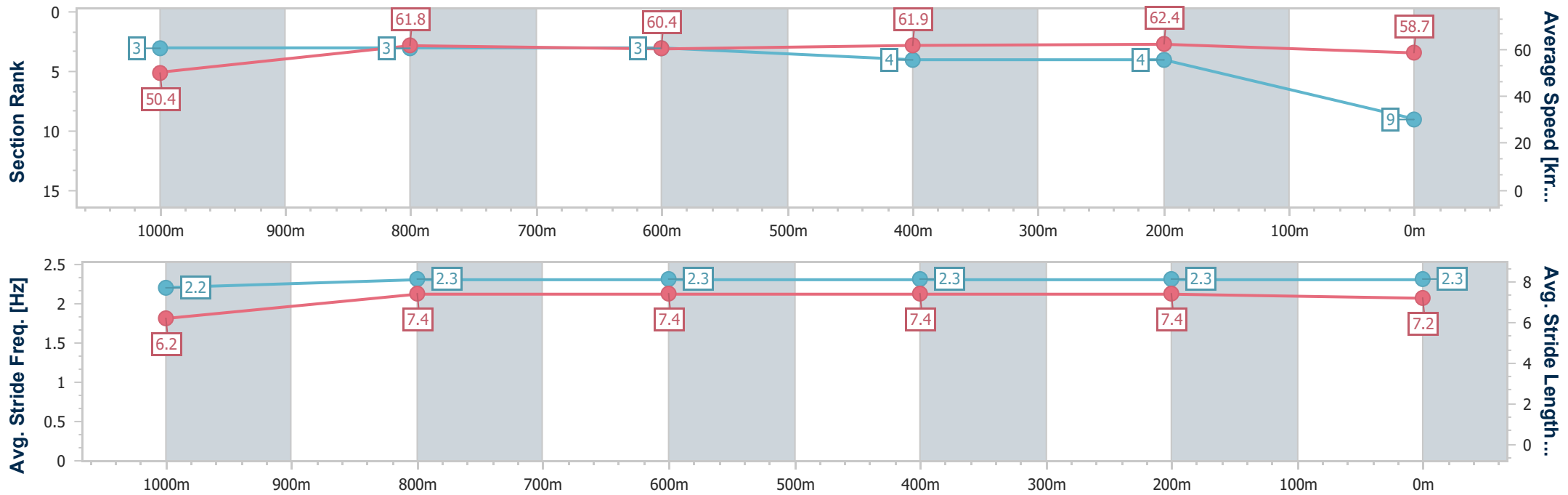
Race 1: MAEVA HOSPITALITY Maiden Handicap - 1200m



02 February 2025 - 13:05

Track Rating: Good 4, Weather: Fine, Rail Position: +3m Entire

Section	Overall	1000m	800m	600m	400m	200m
Section Times	1:13.56 [9] (0:14.28)	0:59.28 [3] (0:11.71)	0:47.57 [3] (0:12.00)	0:35.57 [3] (0:11.80)	0:23.77 [4] (0:11.54)	0:12.23 [4] (0:12.23)
Average Speed [km/h]	50.4	61.8	60.4	61.9	62.4	58.7
Top Speed [km/h]	63.1	62.5	60.9	63.5	64.4	60.9
Avg. Dist. to Rail [m]	5.0	2.7	1.2	2.3	3.8	3.2
Avg. Stride Freq. [Hz]	2.2	2.3	2.3	2.3	2.3	2.3
Avg. Stride Length [m]	6.2	7.4	7.4	7.4	7.4	7.2



- [] Ranking at each section and finish
- .-.- No data available at this section
- NA No data available



Horse/Jockey Name	The Prophecy
Final Rank	10
Fastest Section Time (Section)	0:11.57 (400m)
Top Speed [km/h] (Section)	63.7 (1000m)
Race State	Finished



Sunshine Coast QLD Professional

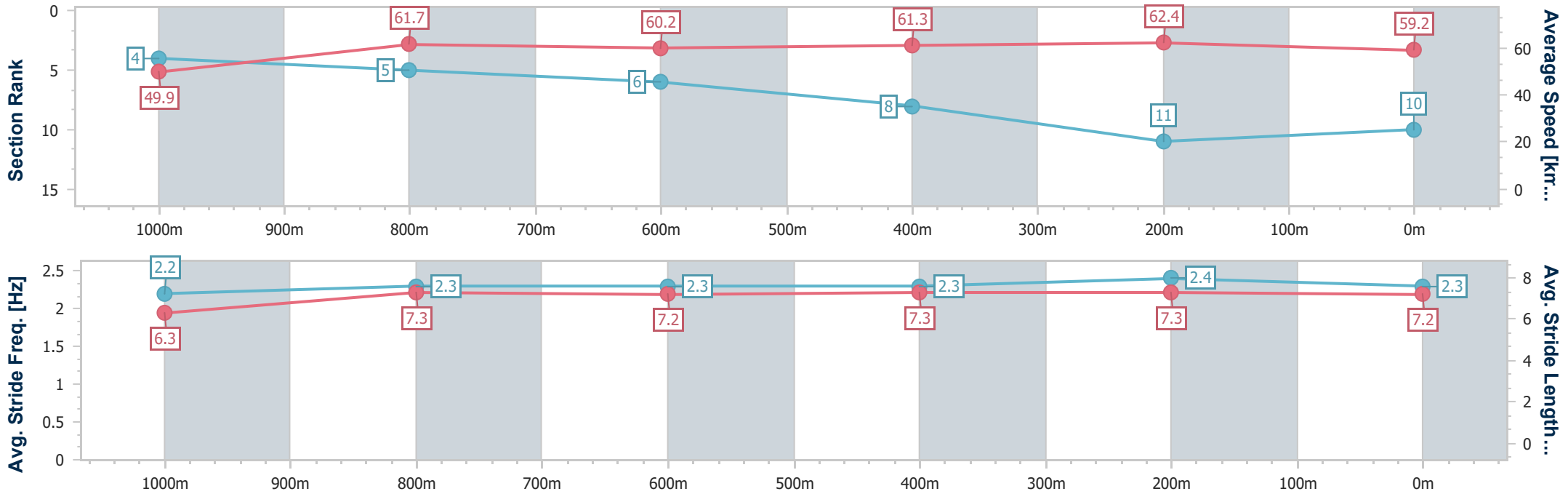
Race 1: MAEVA HOSPITALITY Maiden Handicap - 1200m



02 February 2025 - 13:05

Track Rating: Good 4, Weather: Fine, Rail Position: +3m Entire

Section	Overall	1000m	800m	600m	400m	200m
Section Times	1:13.91 [10] (0:14.38)	0:59.53 [4] (0:11.78)	0:47.75 [5] (0:12.17)	0:35.58 [6] (0:11.88)	0:23.70 [8] (0:11.57)	0:12.13 [11] (0:12.13)
Average Speed [km/h]	49.9	61.7	60.2	61.3	62.4	59.2
Top Speed [km/h]	61.4	63.7	61.2	62.1	63.3	61.1
Avg. Dist. to Rail [m]	5.0	2.5	2.8	2.3	4.6	3.5
Avg. Stride Freq. [Hz]	2.2	2.3	2.3	2.3	2.4	2.3
Avg. Stride Length [m]	6.3	7.3	7.2	7.3	7.3	7.2



- [] Ranking at each section and finish
- .-.- No data available at this section
- NA No data available



Horse/Jockey Name	Begorra
Final Rank	11
Fastest Section Time (Section)	0:11.51 (400m)
Top Speed [km/h] (Section)	63.9 (600m)
Race State	Finished



Sunshine Coast QLD Professional

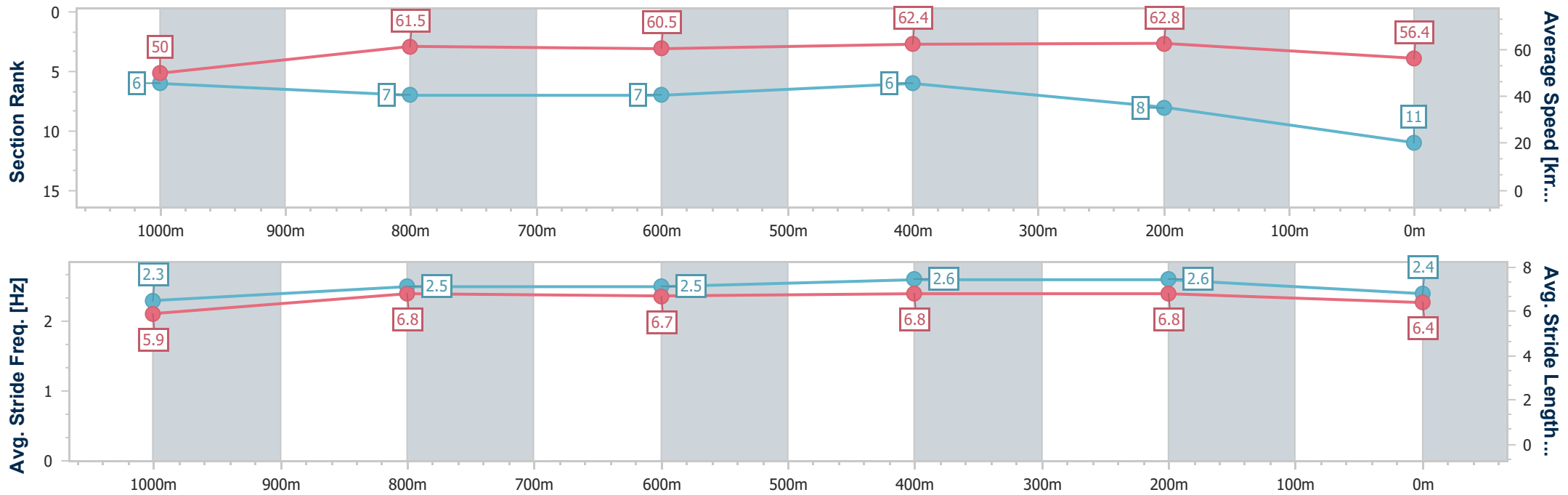
Race 1: MAEVA HOSPITALITY Maiden Handicap - 1200m



02 February 2025 - 13:05

Track Rating: Good 4, Weather: Fine, Rail Position: +3m Entire

Section	Overall	1000m	800m	600m	400m	200m
Section Times	1:14.32 [11] (0:14.46)	0:59.86 [6] (0:11.80)	0:48.06 [7] (0:12.10)	0:35.96 [7] (0:11.71)	0:24.25 [6] (0:11.51)	0:12.74 [8] (0:12.74)
Average Speed [km/h]	50.0	61.5	60.5	62.4	62.8	56.4
Top Speed [km/h]	61.5	62.4	62.1	63.9	63.8	60.9
Avg. Dist. to Rail [m]	7.1	4.4	2.7	2.6	4.7	5.5
Avg. Stride Freq. [Hz]	2.3	2.5	2.5	2.6	2.6	2.4
Avg. Stride Length [m]	5.9	6.8	6.7	6.8	6.8	6.4



- [] Ranking at each section and finish
- .-.- No data available at this section
- NA No data available



Horse/Jockey Name	The Merchant
Final Rank	12
Fastest Section Time (Section)	0:11.68 (1000m)
Top Speed [km/h] (Section)	62.9 (Overall)
Race State	Finished



Sunshine Coast QLD Professional

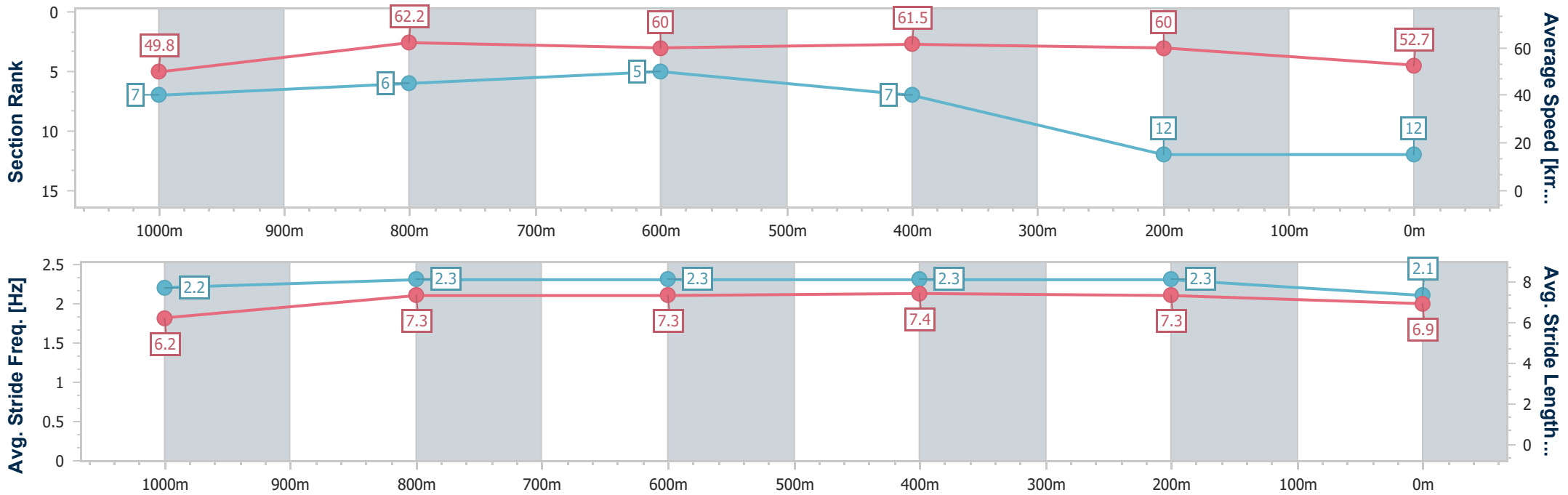
Race 1: MAEVA HOSPITALITY Maiden Handicap - 1200m



02 February 2025 - 13:05

Track Rating: Good 4, Weather: Fine, Rail Position: +3m Entire

Section	Overall	1000m	800m	600m	400m	200m
Section Times	1:15.75 [12] (0:14.49)	1:01.26 [7] (0:11.68)	0:49.58 [6] (0:12.09)	0:37.49 [5] (0:11.82)	0:25.67 [7] (0:11.98)	0:13.69 [12] (0:13.69)
Average Speed [km/h]	49.8	62.2	60.0	61.5	60.0	52.7
Top Speed [km/h]	62.9	62.7	61.8	62.3	62.2	57.3
Avg. Dist. to Rail [m]	6.6	2.7	1.9	1.3	3.1	2.6
Avg. Stride Freq. [Hz]	2.2	2.3	2.3	2.3	2.3	2.1
Avg. Stride Length [m]	6.2	7.3	7.3	7.4	7.3	6.9



- [] Ranking at each section and finish
- .-.- No data available at this section
- NA No data available



Sunshine Coast QLD Professional

Race 2: CATANACH'S JEWELLERS Maiden Handicap - 1600m



02 February 2025 - 13:39

Track Rating: Good 4, Weather: Fine, Rail Position: +3m Entire

Section		Overall	1400m	1200m	1000m	800m	600m	400m	Last 600m					
Field Times		1:38.71 (0:13.21)	1:25.50 (0:11.36)	1:14.14 (0:11.68)	1:02.46 (0:12.54)	0:49.92 (0:13.01)	0:36.91 (0:12.51)	0:24.40 (0:12.19)	0:36.91					
Rank	TAB	Horse/Jockey	Barrier	Top Speed [km/h]	Fastest Section								Distance Travelled [m]	
1	9	SHADOW CRUISER Robbie Dolan	2	64.0 1400m	0:11.54 1400m	1:38.71 [1] (0:13.55)	1:25.16 [7] (0:11.54)	1:13.62 [8] (0:11.82)	1:01.80 [7] (0:12.26)	0:49.54 [5] (0:13.00)	0:36.54 [6] (0:12.62)	0:23.92 [6] (0:11.71)	0:36.54	
2	5	GAGNANTE ENCHERE Jim Byrne	4	67.2 Overall	0:11.58 1400m	1:39.11 [2] (0:13.24)	1:25.87 [2] (0:11.58)	1:14.29 [5] (0:11.90)	1:02.39 [5] (0:12.46)	0:49.93 [6] (0:12.98)	0:36.95 [5] (0:12.46)	0:24.49 [4] (0:11.92)	0:36.95	-6
3	6	GREEN MEADOWS Justin Huxtable	3	66.7 Overall	0:11.49 1400m	1:39.20 [3] (0:13.25)	1:25.95 [3] (0:11.49)	1:14.46 [4] (0:11.93)	1:02.53 [4] (0:12.55)	0:49.98 [7] (0:13.07)	0:36.91 [7] (0:12.51)	0:24.40 [7] (0:11.94)	0:36.91	-8
4	3	BOROGORU Jace McMurray	11	67.7 Overall	0:11.29 1400m	1:39.98 [4] (0:13.37)	1:26.61 [5] (0:11.29)	1:15.32 [3] (0:11.59)	1:03.73 [1] (0:12.54)	0:51.19 [1] (0:13.01)	0:38.18 [1] (0:12.51)	0:25.67 [1] (0:12.35)	0:38.18	-7
5	14	YONAKA Adam Sewell	10	64.3 1400m	0:11.56 1400m	1:40.07 [5] (0:13.84)	1:26.23 [10] (0:11.56)	1:14.67 [10] (0:11.89)	1:02.78 [9] (0:12.45)	0:50.33 [9] (0:13.00)	0:37.33 [9] (0:12.25)	0:25.08 [8] (0:12.14)	0:37.33	-6
6	4	KENSINGTON'S JEWEL Samantha Collett	14	68.3 Overall	0:11.33 1400m	1:40.31 [6] (0:13.26)	1:27.05 [4] (0:11.33)	1:15.72 [2] (0:11.84)	1:03.88 [2] (0:12.46)	0:51.42 [2] (0:13.00)	0:38.42 [2] (0:12.57)	0:25.85 [2] (0:12.45)	0:38.42	-5
7	2	BRAND NEW MOON Mark Du Plessis	7	66.6 Overall	0:11.69 1400m	1:40.40 [7] (0:13.68)	1:26.72 [9] (0:11.69)	1:15.03 [9] (0:11.94)	1:03.09 [10] (0:12.49)	0:50.60 [10] (0:13.11)	0:37.49 [10] (0:12.36)	0:25.13 [10] (0:12.03)	0:37.49	-8
8	10	MY MISCHKA Jake Bayliss	6	66.8 1400m	0:11.36 1400m	1:40.57 [8] (0:13.21)	1:27.36 [1] (0:11.36)	1:16.00 [1] (0:11.90)	1:04.10 [3] (0:12.53)	0:51.57 [3] (0:13.08)	0:38.49 [4] (0:12.51)	0:25.98 [3] (0:12.70)	0:38.49	-9
9	8	LETHALLY STELLA Nikita Beriman	1	64.2 1400m	0:11.62 1400m	1:41.01 [9] (0:13.44)	1:27.57 [6] (0:11.62)	1:15.95 [7] (0:11.90)	1:04.05 [8] (0:12.50)	0:51.55 [8] (0:13.13)	0:38.42 [8] (0:12.50)	0:25.92 [9] (0:12.46)	0:38.42	-8
10	12	STPETERSCATHEDRAL Dale Smith	5	65.0 Overall	0:11.39 1400m	1:41.01 [10] (0:13.60)	1:27.41 [8] (0:11.39)	1:16.02 [6] (0:11.85)	1:04.17 [6] (0:12.18)	0:51.99 [4] (0:13.02)	0:38.97 [3] (0:12.63)	0:26.34 [5] (0:12.67)	0:38.97	-2

Scratched: French Empire (#1), Ready To Drink (#13), O'explosive (#7), Rubos (#15), Rothelly (#11)

[] Ranking at each section and finish
 -:-:- No data available at this section
 NA No data available

SCN Saddle cloth number
 DNF Did not finish
 DNT Did not track



Sunshine Coast QLD Professional

Race 2: CATANACH'S JEWELLERS Maiden Handicap - 1600m



02 February 2025 - 13:39

Track Rating: Good 4, Weather: Fine, Rail Position: +3m Entire

Section							200m			Last 600m
Field Times							0:12.21			0:36.91
							(0:12.21)			
Rank	TAB	Horse/Jockey	Barrier	Top Speed [km/h]	Fastest Section	Margin			Distance Travelled [m]	
1	9	SHADOW CRUISER	2	64.0	0:11.54	0:12.21 [1]	1:38.71		0:36.54	
		Robbie Dolan		1400m	1400m	(0:12.21)				
2	5	GAGNANTE ENCHERE	4	67.2	0:11.58	0:12.57 [2]	2.3L		0:36.95	
		Jim Byrne		Overall	1400m	(0:12.57)			-6	
3	6	GREEN MEADOWS	3	66.7	0:11.49	0:12.46 [4]	2.7L		0:36.91	
		Justin Huxtable		Overall	1400m	(0:12.46)			-8	
4	3	BOROGORU	11	67.7	0:11.29	0:13.32 [3]	7.2L		0:38.18	
		Jace McMurray		Overall	1400m	(0:13.32)			-7	
5	14	YONAKA	10	64.3	0:11.56	0:12.94 [6]	7.6L		0:37.33	
		Adam Sewell		1400m	1400m	(0:12.94)			-6	
6	4	KENSINGTON'S JEWEL	14	68.3	0:11.33	0:13.40 [5]	8.9L		0:38.42	
		Samantha Collett		Overall	1400m	(0:13.40)			-5	
7	2	BRAND NEW MOON	7	66.6	0:11.69	0:13.10 [8]	9.3L		0:37.49	
		Mark Du Plessis		Overall	1400m	(0:13.10)			-8	
8	10	MY MISCHKA	6	66.8	0:11.36	0:13.28 [7]	10.3L		0:38.49	
		Jake Bayliss		1400m	1400m	(0:13.28)			-9	
9	8	LETHALLY STELLA	1	64.2	0:11.62	0:13.46 [10]	12.8L		0:38.42	
		Nikita Beriman		1400m	1400m	(0:13.46)			-8	
10	12	STPETERSCATHEDRAL	5	65.0	0:11.39	0:13.67 [9]	12.9L		0:38.97	
		Dale Smith		Overall	1400m	(0:13.67)			-2	

Scratched: French Empire (#1), Ready To Drink (#13), O'explosive (#7), Rubos (#15), Rothelly (#11)

[] Ranking at each section and finish
 -:-:- No data available at this section
 NA No data available

SCN Saddle cloth number
 DNF Did not finish
 DNT Did not track



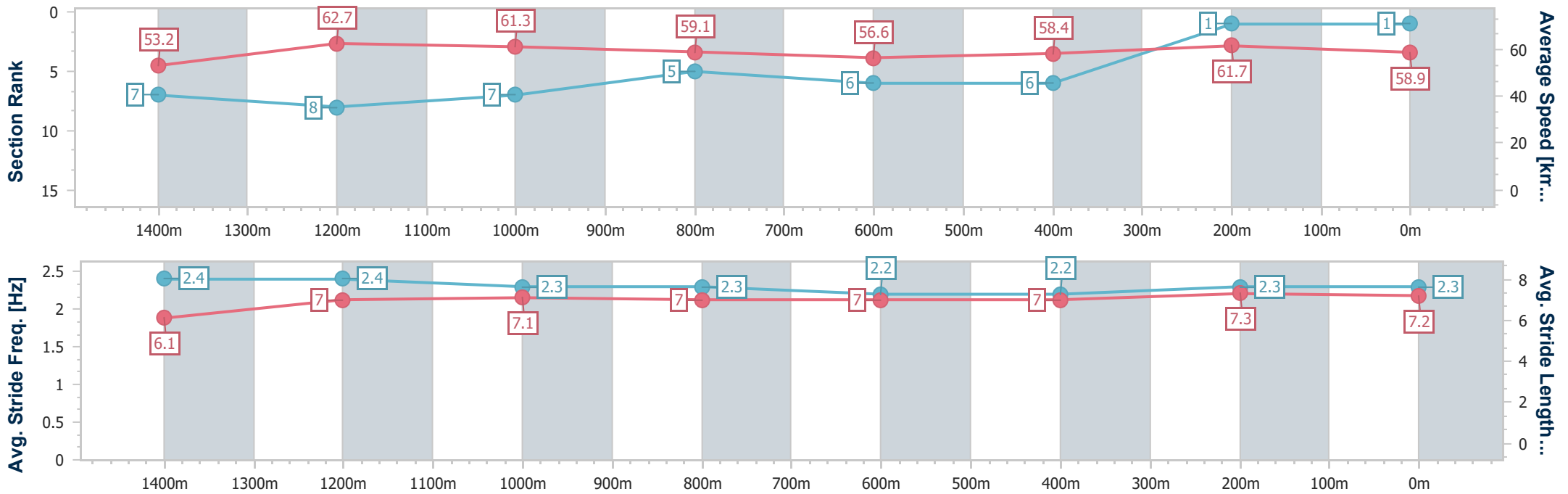
Horse/Jockey Name	Shadow Cruiser
Final Rank	1
Fastest Section Time (Section)	0:11.54 (1400m)
Top Speed [km/h] (Section)	64.0 (1400m)
Race State	Finished



Sunshine Coast QLD Professional
 Race 2: CATANACH'S JEWELLERS Maiden Handicap - 1600m
 02 February 2025 - 13:39
 Track Rating: Good 4, Weather: Fine, Rail Position: +3m Entire



Section	Overall	1400m	1200m	1000m	800m	600m	400m	200m
Section Times	1:38.71 [1] (0:13.55)	1:25.16 [7] (0:11.54)	1:13.62 [8] (0:11.82)	1:01.80 [7] (0:12.26)	0:49.54 [5] (0:13.00)	0:36.54 [6] (0:12.62)	0:23.92 [6] (0:11.71)	0:12.21 [1] (0:12.21)
Average Speed [km/h]	53.2	62.7	61.3	59.1	56.6	58.4	61.7	58.9
Top Speed [km/h]	63.9	64.0	61.8	60.7	59.1	60.6	63.1	60.9
Avg. Dist. to Rail [m]	4.3	3.5	2.6	2.8	4.0	4.3	5.7	5.2
Avg. Stride Freq. [Hz]	2.4	2.4	2.3	2.3	2.2	2.2	2.3	2.3
Avg. Stride Length [m]	6.1	7.0	7.1	7.0	7.0	7.0	7.3	7.2



- [] Ranking at each section and finish
- .-.- No data available at this section
- NA No data available



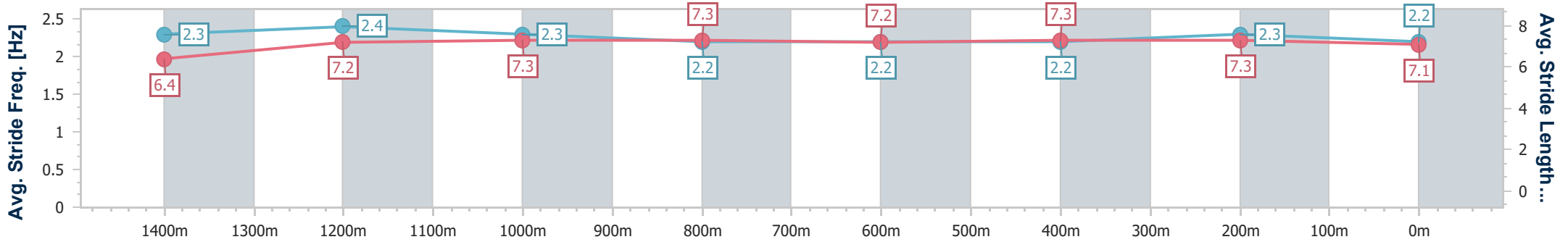
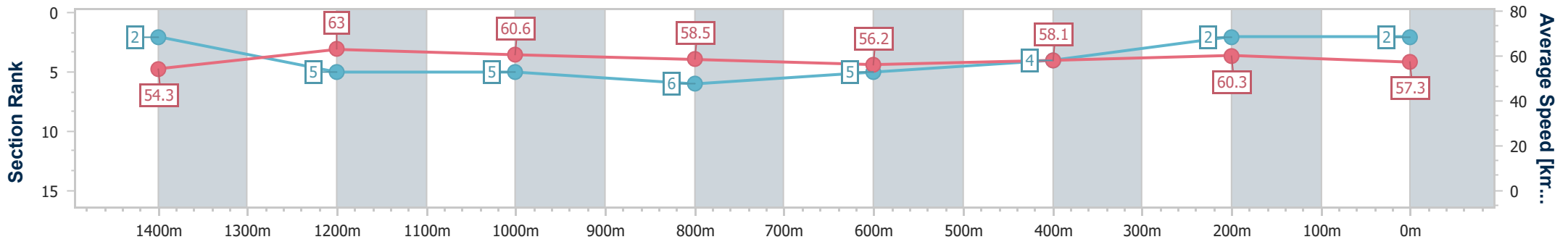
Horse/Jockey Name	Gagnante Enchere
Final Rank	2
Fastest Section Time (Section)	0:11.58 (1400m)
Top Speed [km/h] (Section)	67.2 (Overall)
Race State	Finished



Sunshine Coast QLD Professional
 Race 2: CATANACH'S JEWELLERS Maiden Handicap - 1600m
 02 February 2025 - 13:39
 Track Rating: Good 4, Weather: Fine, Rail Position: +3m Entire



Section	Overall	1400m	1200m	1000m	800m	600m	400m	200m
Section Times	1:39.11 [2] (0:13.24)	1:25.87 [2] (0:11.58)	1:14.29 [5] (0:11.90)	1:02.39 [5] (0:12.46)	0:49.93 [6] (0:12.98)	0:36.95 [5] (0:12.46)	0:24.49 [4] (0:11.92)	0:12.57 [2] (0:12.57)
Average Speed [km/h]	54.3	63.0	60.6	58.5	56.2	58.1	60.3	57.3
Top Speed [km/h]	67.2	66.3	62.1	59.8	58.9	60.2	61.2	59.1
Avg. Dist. to Rail [m]	5.7	4.6	3.6	3.4	2.2	1.0	2.3	1.4
Avg. Stride Freq. [Hz]	2.3	2.4	2.3	2.2	2.2	2.2	2.3	2.2
Avg. Stride Length [m]	6.4	7.2	7.3	7.3	7.2	7.3	7.3	7.1



- [] Ranking at each section and finish
- .-.- No data available at this section
- NA No data available



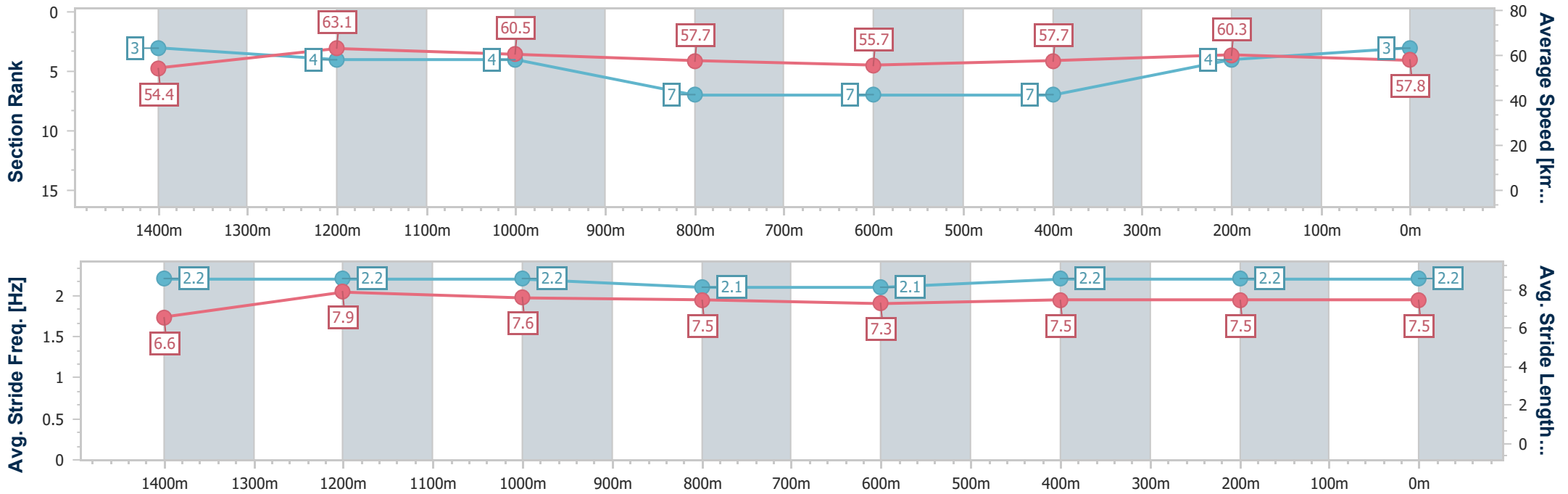
Horse/Jockey Name	Green Meadows
Final Rank	3
Fastest Section Time (Section)	0:11.49 (1400m)
Top Speed [km/h] (Section)	66.7 (Overall)
Race State	Finished



Sunshine Coast QLD Professional
 Race 2: CATANACH'S JEWELLERS Maiden Handicap - 1600m
 02 February 2025 - 13:39
 Track Rating: Good 4, Weather: Fine, Rail Position: +3m Entire



Section	Overall	1400m	1200m	1000m	800m	600m	400m	200m
Section Times	1:39.20 [3] (0:13.25)	1:25.95 [3] (0:11.49)	1:14.46 [4] (0:11.93)	1:02.53 [4] (0:12.55)	0:49.98 [7] (0:13.07)	0:36.91 [7] (0:12.51)	0:24.40 [7] (0:11.94)	0:12.46 [4] (0:12.46)
Average Speed [km/h]	54.4	63.1	60.5	57.7	55.7	57.7	60.3	57.8
Top Speed [km/h]	66.7	66.1	61.7	59.4	58.5	61.1	61.2	59.2
Avg. Dist. to Rail [m]	4.5	3.3	2.4	2.2	1.9	0.7	2.4	3.2
Avg. Stride Freq. [Hz]	2.2	2.2	2.2	2.1	2.1	2.2	2.2	2.2
Avg. Stride Length [m]	6.6	7.9	7.6	7.5	7.3	7.5	7.5	7.5



- [] Ranking at each section and finish
- .-.- No data available at this section
- NA No data available



Horse/Jockey Name	Borogoru
Final Rank	4
Fastest Section Time (Section)	0:11.29 (1400m)
Top Speed [km/h] (Section)	67.7 (Overall)
Race State	Finished



Sunshine Coast QLD Professional

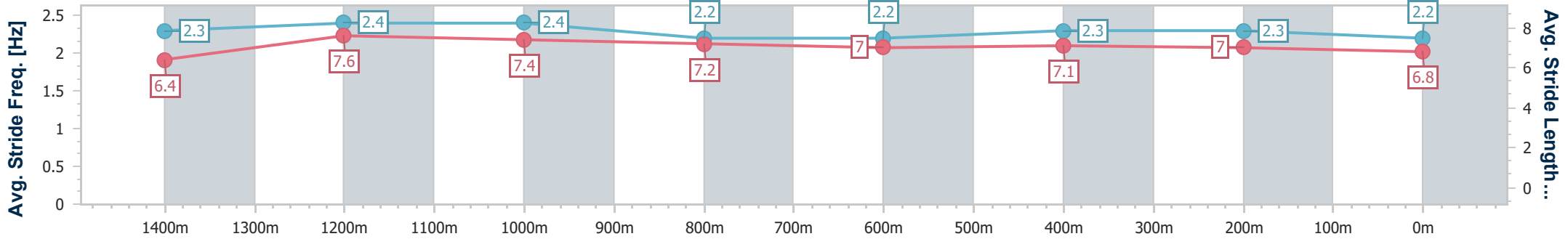
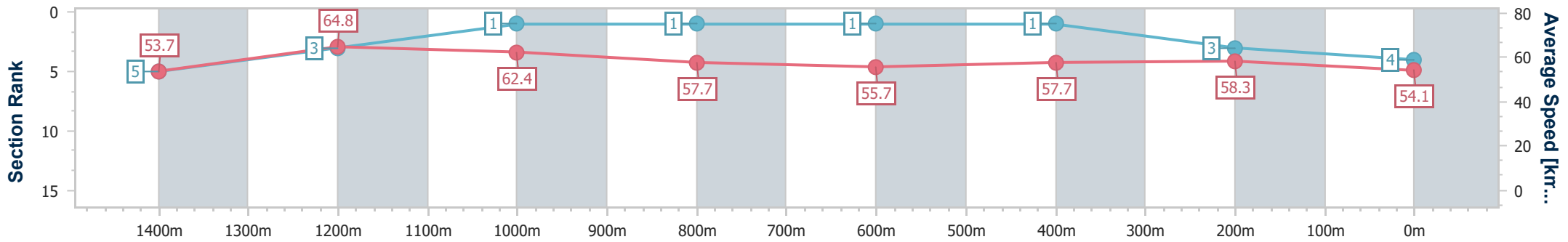
Race 2: CATANACH'S JEWELLERS Maiden Handicap - 1600m



02 February 2025 - 13:39

Track Rating: Good 4, Weather: Fine, Rail Position: +3m Entire

Section	Overall	1400m	1200m	1000m	800m	600m	400m	200m
Section Times	1:39.98 [4] (0:13.37)	1:26.61 [5] (0:11.29)	1:15.32 [3] (0:11.59)	1:03.73 [1] (0:12.54)	0:51.19 [1] (0:13.01)	0:38.18 [1] (0:12.51)	0:25.67 [1] (0:12.35)	0:13.32 [3] (0:13.32)
Average Speed [km/h]	53.7	64.8	62.4	57.7	55.7	57.7	58.3	54.1
Top Speed [km/h]	67.7	67.5	64.4	61.2	57.1	58.9	59.2	56.5
Avg. Dist. to Rail [m]	10.0	6.8	4.3	2.4	1.3	0.3	0.4	0.1
Avg. Stride Freq. [Hz]	2.3	2.4	2.4	2.2	2.2	2.3	2.3	2.2
Avg. Stride Length [m]	6.4	7.6	7.4	7.2	7.0	7.1	7.0	6.8



- [] Ranking at each section and finish
- .-.-.- No data available at this section
- NA No data available



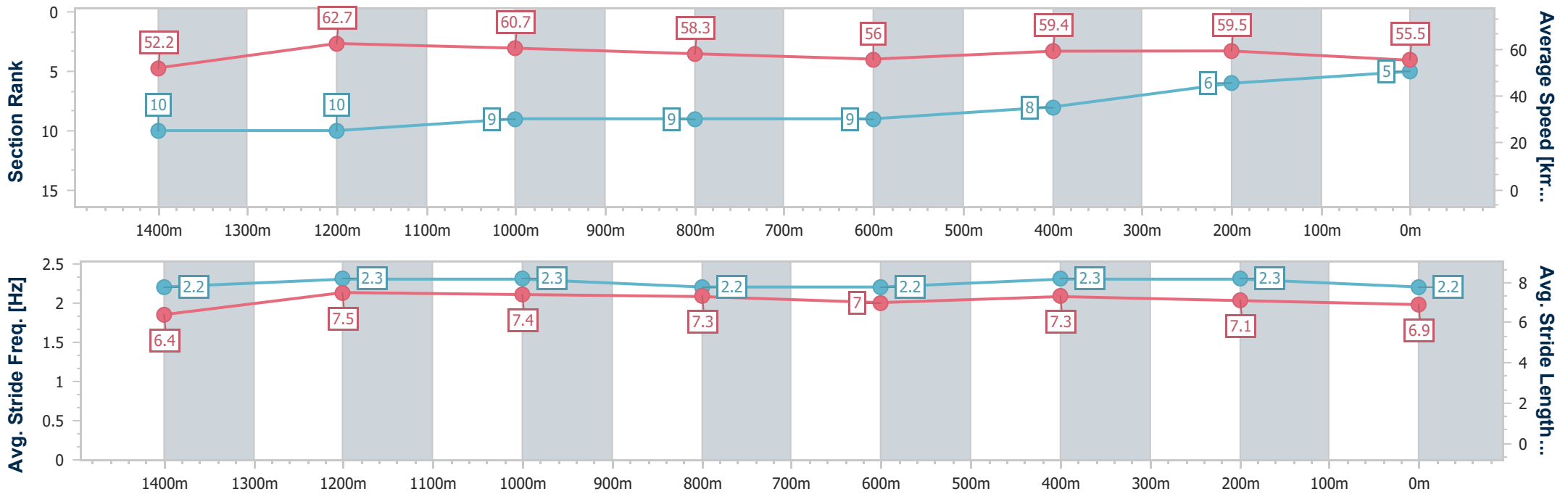
Horse/Jockey Name	Yonaka
Final Rank	5
Fastest Section Time (Section)	0:11.56 (1400m)
Top Speed [km/h] (Section)	64.3 (1400m)
Race State	Finished



Sunshine Coast QLD Professional
 Race 2: CATANACH'S JEWELLERS Maiden Handicap - 1600m
 02 February 2025 - 13:39
 Track Rating: Good 4, Weather: Fine, Rail Position: +3m Entire



Section	Overall	1400m	1200m	1000m	800m	600m	400m	200m
Section Times	1:40.07 [5] (0:13.84)	1:26.23 [10] (0:11.56)	1:14.67 [10] (0:11.89)	1:02.78 [9] (0:12.45)	0:50.33 [9] (0:13.00)	0:37.33 [9] (0:12.25)	0:25.08 [8] (0:12.14)	0:12.94 [6] (0:12.94)
Average Speed [km/h]	52.2	62.7	60.7	58.3	56.0	59.4	59.5	55.5
Top Speed [km/h]	64.3	64.3	62.1	60.7	59.7	60.3	60.4	57.9
Avg. Dist. to Rail [m]	8.0	4.2	3.9	3.4	2.1	1.4	4.5	3.8
Avg. Stride Freq. [Hz]	2.2	2.3	2.3	2.2	2.2	2.3	2.3	2.2
Avg. Stride Length [m]	6.4	7.5	7.4	7.3	7.0	7.3	7.1	6.9



- [] Ranking at each section and finish
- .-.- No data available at this section
- NA No data available



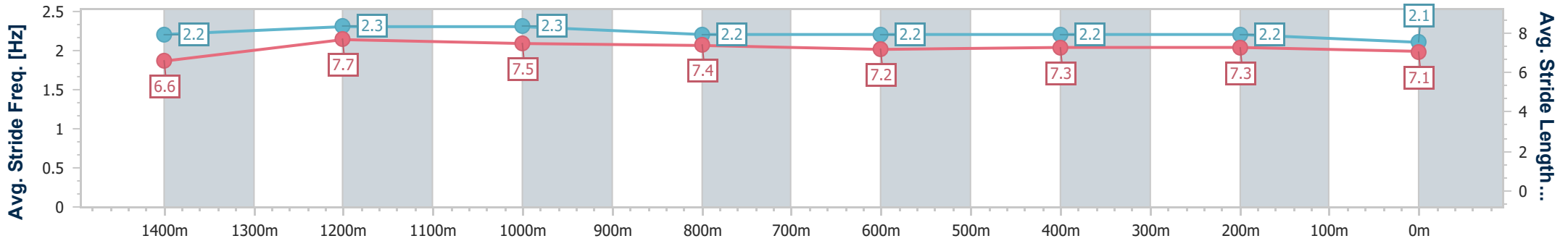
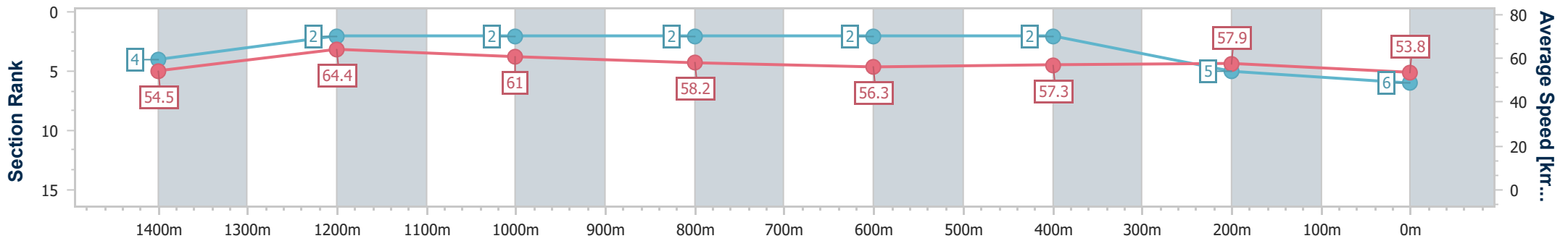
Horse/Jockey Name	Kensington's Jewel
Final Rank	6
Fastest Section Time (Section)	0:11.33 (1400m)
Top Speed [km/h] (Section)	68.3 (Overall)
Race State	Finished



Sunshine Coast QLD Professional
 Race 2: CATANACH'S JEWELLERS Maiden Handicap - 1600m
 02 February 2025 - 13:39
 Track Rating: Good 4, Weather: Fine, Rail Position: +3m Entire



Section	Overall	1400m	1200m	1000m	800m	600m	400m	200m
Section Times	1:40.31 [6] (0:13.26)	1:27.05 [4] (0:11.33)	1:15.72 [2] (0:11.84)	1:03.88 [2] (0:12.46)	0:51.42 [2] (0:13.00)	0:38.42 [2] (0:12.57)	0:25.85 [2] (0:12.45)	0:13.40 [5] (0:13.40)
Average Speed [km/h]	54.5	64.4	61.0	58.2	56.3	57.3	57.9	53.8
Top Speed [km/h]	68.3	67.2	62.4	59.7	57.4	58.1	59.4	55.2
Avg. Dist. to Rail [m]	9.9	6.1	4.0	3.5	2.3	0.8	1.3	2.2
Avg. Stride Freq. [Hz]	2.2	2.3	2.3	2.2	2.2	2.2	2.2	2.1
Avg. Stride Length [m]	6.6	7.7	7.5	7.4	7.2	7.3	7.3	7.1



- [] Ranking at each section and finish
- .-.- No data available at this section
- NA No data available



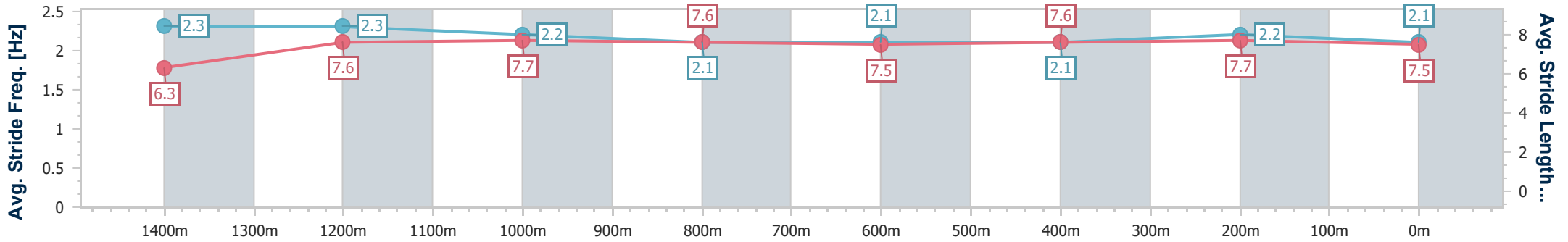
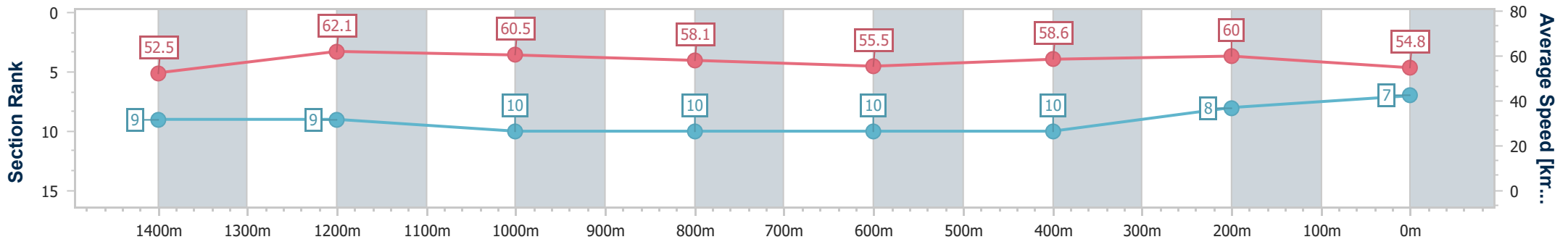
Horse/Jockey Name	Brand New Moon
Final Rank	7
Fastest Section Time (Section)	0:11.69 (1400m)
Top Speed [km/h] (Section)	66.6 (Overall)
Race State	Finished



Sunshine Coast QLD Professional
 Race 2: CATANACH'S JEWELLERS Maiden Handicap - 1600m
 02 February 2025 - 13:39
 Track Rating: Good 4, Weather: Fine, Rail Position: +3m Entire



Section	Overall	1400m	1200m	1000m	800m	600m	400m	200m
Section Times	1:40.40 [7] (0:13.68)	1:26.72 [9] (0:11.69)	1:15.03 [9] (0:11.94)	1:03.09 [10] (0:12.49)	0:50.60 [10] (0:13.11)	0:37.49 [10] (0:12.36)	0:25.13 [10] (0:12.03)	0:13.10 [8] (0:13.10)
Average Speed [km/h]	52.5	62.1	60.5	58.1	55.5	58.6	60.0	54.8
Top Speed [km/h]	66.6	64.6	61.2	59.6	58.3	59.5	60.6	58.3
Avg. Dist. to Rail [m]	6.2	2.9	2.8	2.7	1.6	1.3	3.3	3.7
Avg. Stride Freq. [Hz]	2.3	2.3	2.2	2.1	2.1	2.1	2.2	2.1
Avg. Stride Length [m]	6.3	7.6	7.7	7.6	7.5	7.6	7.7	7.5



- [] Ranking at each section and finish
- .-.- No data available at this section
- NA No data available



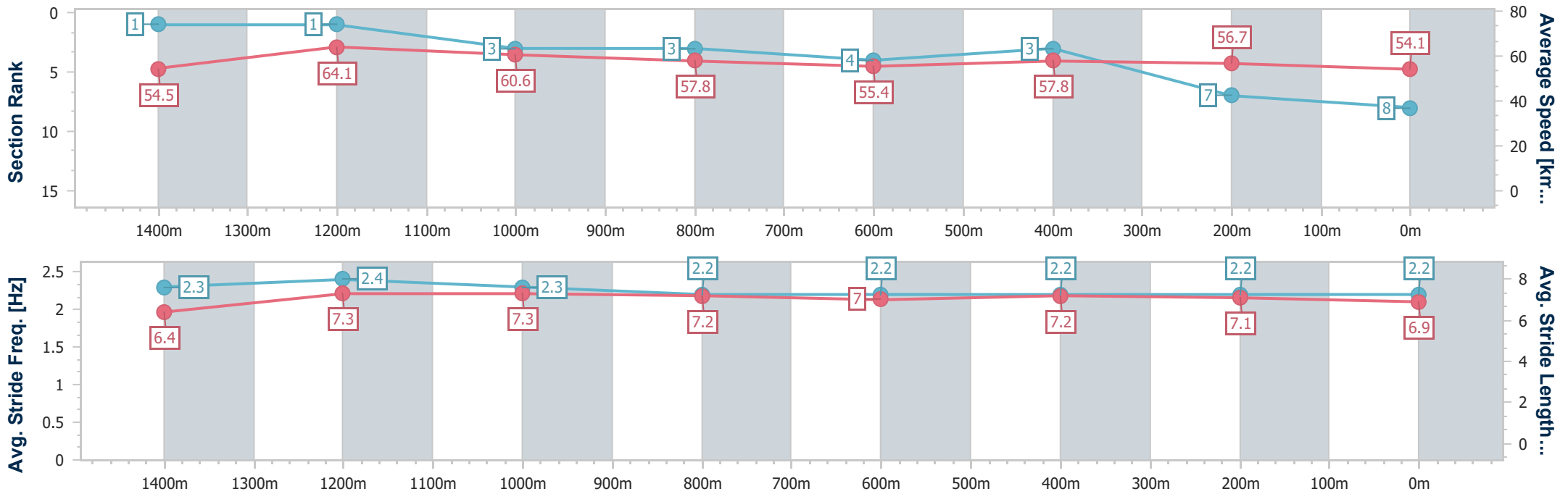
Horse/Jockey Name	My Mischka
Final Rank	8
Fastest Section Time (Section)	0:11.36 (1400m)
Top Speed [km/h] (Section)	66.8 (1400m)
Race State	Finished



Sunshine Coast QLD Professional
 Race 2: CATANACH'S JEWELLERS Maiden Handicap - 1600m
 02 February 2025 - 13:39
 Track Rating: Good 4, Weather: Fine, Rail Position: +3m Entire



Section	Overall	1400m	1200m	1000m	800m	600m	400m	200m
Section Times	1:40.57 [8] (0:13.21)	1:27.36 [1] (0:11.36)	1:16.00 [1] (0:11.90)	1:04.10 [3] (0:12.53)	0:51.57 [3] (0:13.08)	0:38.49 [4] (0:12.51)	0:25.98 [3] (0:12.70)	0:13.28 [7] (0:13.28)
Average Speed [km/h]	54.5	64.1	60.6	57.8	55.4	57.8	56.7	54.1
Top Speed [km/h]	66.8	66.8	62.5	59.3	57.5	60.1	61.1	55.6
Avg. Dist. to Rail [m]	7.6	4.9	2.4	2.0	1.4	0.3	0.2	0.6
Avg. Stride Freq. [Hz]	2.3	2.4	2.3	2.2	2.2	2.2	2.2	2.2
Avg. Stride Length [m]	6.4	7.3	7.3	7.2	7.0	7.2	7.1	6.9



- [] Ranking at each section and finish
- .-.- No data available at this section
- NA No data available



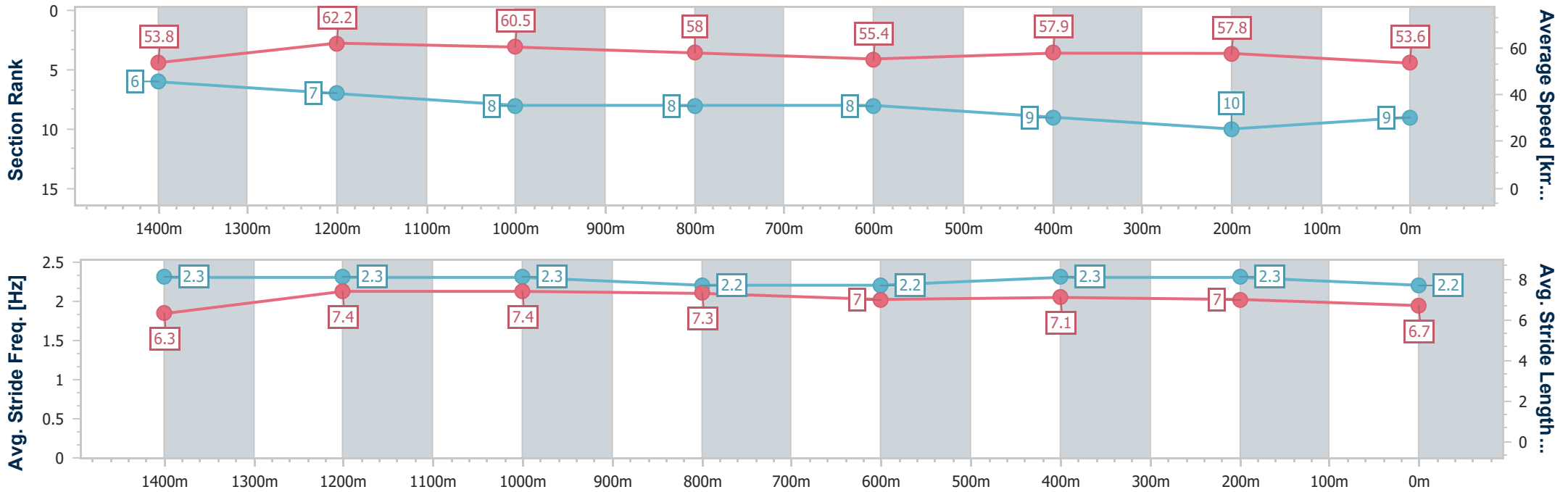
Horse/Jockey Name	Lethally Stella
Final Rank	9
Fastest Section Time (Section)	0:11.62 (1400m)
Top Speed [km/h] (Section)	64.2 (1400m)
Race State	Finished



Sunshine Coast QLD Professional
 Race 2: CATANACH'S JEWELLERS Maiden Handicap - 1600m
 02 February 2025 - 13:39
 Track Rating: Good 4, Weather: Fine, Rail Position: +3m Entire



Section	Overall	1400m	1200m	1000m	800m	600m	400m	200m
Section Times	1:41.01 [9] (0:13.44)	1:27.57 [6] (0:11.62)	1:15.95 [7] (0:11.90)	1:04.05 [8] (0:12.50)	0:51.55 [8] (0:13.13)	0:38.42 [8] (0:12.50)	0:25.92 [9] (0:12.46)	0:13.46 [10] (0:13.46)
Average Speed [km/h]	53.8	62.2	60.5	58.0	55.4	57.9	57.8	53.6
Top Speed [km/h]	64.1	64.2	61.7	59.8	58.9	58.9	58.9	56.0
Avg. Dist. to Rail [m]	3.3	2.5	2.3	2.2	1.6	1.1	1.9	3.0
Avg. Stride Freq. [Hz]	2.3	2.3	2.3	2.2	2.2	2.3	2.3	2.2
Avg. Stride Length [m]	6.3	7.4	7.4	7.3	7.0	7.1	7.0	6.7



- [] Ranking at each section and finish
- .-.- No data available at this section
- NA No data available



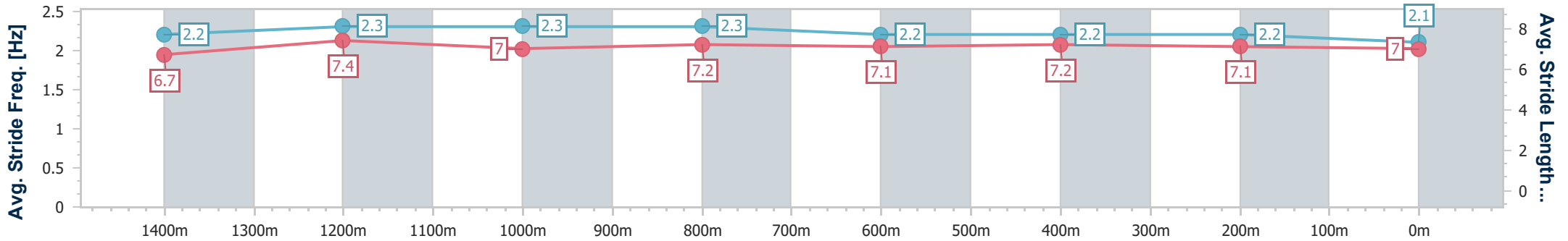
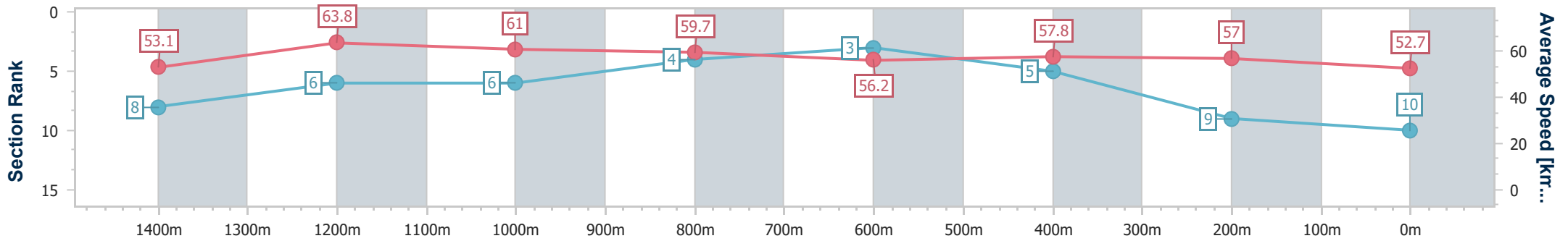
Horse/Jockey Name	Stpeterscathedral
Final Rank	10
Fastest Section Time (Section)	0:11.39 (1400m)
Top Speed [km/h] (Section)	65.0 (Overall)
Race State	Finished



Sunshine Coast QLD Professional
 Race 2: CATANACH'S JEWELLERS Maiden Handicap - 1600m
 02 February 2025 - 13:39
 Track Rating: Good 4, Weather: Fine, Rail Position: +3m Entire



Section	Overall	1400m	1200m	1000m	800m	600m	400m	200m
Section Times	1:41.01 [10] (0:13.60)	1:27.41 [8] (0:11.39)	1:16.02 [6] (0:11.85)	1:04.17 [6] (0:12.18)	0:51.99 [4] (0:13.02)	0:38.97 [3] (0:12.63)	0:26.34 [5] (0:12.67)	0:13.67 [9]
Average Speed [km/h]	53.1	63.8	61.0	59.7	56.2	57.8	57.0	52.7
Top Speed [km/h]	65.0	64.7	62.6	60.7	57.9	58.3	58.4	55.2
Avg. Dist. to Rail [m]	6.2	4.1	3.7	3.7	3.1	2.4	4.6	4.8
Avg. Stride Freq. [Hz]	2.2	2.3	2.3	2.3	2.2	2.2	2.2	2.1
Avg. Stride Length [m]	6.7	7.4	7.0	7.2	7.1	7.2	7.1	7.0



- [] Ranking at each section and finish
- .-.- No data available at this section
- NA No data available



Sunshine Coast QLD Professional

Race 3: KABOOM CONCRETE PUMPING Class 3 Handicap - 1400m

02 February 2025 - 14:14



Track Rating: Good 4, Weather: Fine, Rail Position: +3m Entire

Section		Field Times										Last 600m				
		Overall	1200m	1000m	800m	600m	400m						0:35.57			
		(0:13.70)	(0:11.32)	(0:11.99)	(0:12.48)	(0:12.23)	(0:11.42)									
Rank	TAB	Horse/Jockey	Barrier	Top Speed [km/h]	Fastest Section											Distance Travelled [m]
1	1	BOHEMIAN LAD James Orman	7	65.9	0:11.32	1:25.06 [1]	1:11.31 [2]	0:59.90 [3]	0:47.88 [3]	0:35.41 [2]	0:23.24 [3]	0:35.41				
				Overall	400m	(0:13.75)	(0:11.41)	(0:12.02)	(0:12.47)	(0:12.17)	(0:11.32)					
2	5	HILLCREST AVENUE Kyle Wilson-Taylor	2	64.7	0:11.28	1:25.09 [2]	1:10.97 [8]	0:59.54 [8]	0:47.46 [8]	0:34.94 [9]	0:23.08 [6]	0:34.94		+4		
				1200m	400m	(0:14.12)	(0:11.43)	(0:12.08)	(0:12.52)	(0:11.86)	(0:11.28)					
3	2	BONDED AFFAIR Cody Collis	9	64.6	0:11.29	1:25.23 [3]	1:11.35 [4]	1:00.06 [4]	0:48.07 [2]	0:35.57 [3]	0:23.44 [2]	0:35.57		+4		
				1200m	1200m	(0:13.88)	(0:11.29)	(0:11.99)	(0:12.50)	(0:12.13)	(0:11.38)					
4	6	VALANTINO ROC Angela Jones	5	65.3	0:11.40	1:25.44 [4]	1:11.51 [6]	1:00.11 [6]	0:48.17 [6]	0:35.58 [6]	0:23.43 [7]	0:35.58		+4		
				Overall	1200m	(0:13.93)	(0:11.40)	(0:11.94)	(0:12.59)	(0:12.15)	(0:11.46)					
5	8	KARAOKE AL Micheal Hellyer	4	65.7	0:11.28	1:25.48 [5]	1:11.13 [9]	0:59.71 [9]	0:47.75 [10]	0:35.22 [10]	0:23.19 [10]	0:35.22		+2		
				1200m	400m	(0:14.35)	(0:11.42)	(0:11.96)	(0:12.53)	(0:12.03)	(0:11.28)					
6	7	BADDA BOOM BABY Jake Bayliss	1	64.3	0:11.43	1:25.54 [6]	1:11.45 [7]	1:00.01 [7]	0:48.02 [7]	0:35.45 [7]	0:23.32 [8]	0:35.45		+1		
				1200m	400m	(0:14.09)	(0:11.44)	(0:11.99)	(0:12.57)	(0:12.13)	(0:11.43)					
7	9	TOUCH OF GRACIE Mark Du Plessis	3	65.0	0:11.39	1:25.56 [7]	1:11.67 [5]	1:00.28 [5]	0:48.30 [5]	0:35.78 [5]	0:23.58 [4]	0:35.78		-1		
				1200m	1200m	(0:13.89)	(0:11.39)	(0:11.98)	(0:12.52)	(0:12.20)	(0:11.62)					
8	4	WEST CORK Robbie Dolan	10	65.3	0:11.25	1:25.84 [8]	1:12.00 [3]	1:00.75 [2]	0:48.62 [4]	0:36.07 [4]	0:23.84 [5]	0:36.07		+9		
				1200m	1200m	(0:13.84)	(0:11.25)	(0:12.13)	(0:12.55)	(0:12.23)	(0:11.67)					
9	10	GULF OF SAROS Nikita Beriman	8	64.3	0:11.37	1:26.19 [9]	1:11.78 [10]	1:00.41 [10]	0:48.48 [9]	0:36.06 [8]	0:23.91 [9]	0:36.06		+4		
				1200m	1200m	(0:14.41)	(0:11.37)	(0:11.93)	(0:12.42)	(0:12.15)	(0:11.62)					
10	3	DISSELTATION Boris Thornton	6	66.0	0:11.32	1:27.05 [10]	1:13.35 [1]	1:02.03 [1]	0:50.04 [1]	0:37.56 [1]	0:25.33 [1]	0:37.56		-2		
				1200m	1200m	(0:13.70)	(0:11.32)	(0:11.99)	(0:12.48)	(0:12.23)	(0:12.07)					

[] Ranking at each section and finish
 -:-:- No data available at this section
 NA No data available

SCN Saddle cloth number
 DNF Did not finish
 DNT Did not track



Sunshine Coast QLD Professional

Race 3: KABOOM CONCRETE PUMPING Class 3 Handicap - 1400m



02 February 2025 - 14:14

Track Rating: Good 4, Weather: Fine, Rail Position: +3m Entire

Section				200m				Last 600m	
Field Times				0:11.92 (0:11.92)				0:35.57	
Rank	TAB	Horse/Jockey	Barrier	Top Speed [km/h]	Fastest Section	Margin			Distance Travelled [m]
1	1	BOHEMIAN LAD James Orman	7	65.9 Overall	0:11.32 400m	0:11.92 [1] (0:11.92)	1:25.06		0:35.41
2	5	HILLCREST AVENUE Kyle Wilson-Taylor	2	64.7 1200m	0:11.28 400m	0:11.80 [3] (0:11.80)	0.2L		0:34.94 +4
3	2	BONDED AFFAIR Cody Collis	9	64.6 1200m	0:11.29 1200m	0:12.06 [2] (0:12.06)	1L		0:35.57 +4
4	6	VALANTINO ROC Angela Jones	5	65.3 Overall	0:11.40 1200m	0:11.97 [4] (0:11.97)	2L		0:35.58 +4
5	8	KARAOKE AL Micheal Hellyer	4	65.7 1200m	0:11.28 400m	0:11.91 [5] (0:11.91)	2.2L		0:35.22 +2
6	7	BADDA BOOM BABY Jake Bayliss	1	64.3 1200m	0:11.43 400m	0:11.89 [7] (0:11.89)	2.4L		0:35.45 +1
7	9	TOUCH OF GRACIE Mark Du Plessis	3	65.0 1200m	0:11.39 1200m	0:11.96 [6] (0:11.96)	2.5L		0:35.78 -1
8	4	WEST CORK Robbie Dolan	10	65.3 1200m	0:11.25 1200m	0:12.17 [8] (0:12.17)	4L		0:36.07 +9
9	10	GULF OF SAROS Nikita Beriman	8	64.3 1200m	0:11.37 1200m	0:12.29 [10] (0:12.29)	6L		0:36.06 +4
10	3	DISSELTATION Boris Thornton	6	66.0 1200m	0:11.32 1200m	0:13.26 [9] (0:13.26)	11L		0:37.56 -2

[] Ranking at each section and finish
 -:-:- No data available at this section
 NA No data available

SCN Saddle cloth number
 DNF Did not finish
 DNT Did not track



Horse/Jockey Name	Bohemian Lad
Final Rank	1
Fastest Section Time (Section)	0:11.32 (400m)
Top Speed [km/h] (Section)	65.9 (Overall)
Race State	Finished



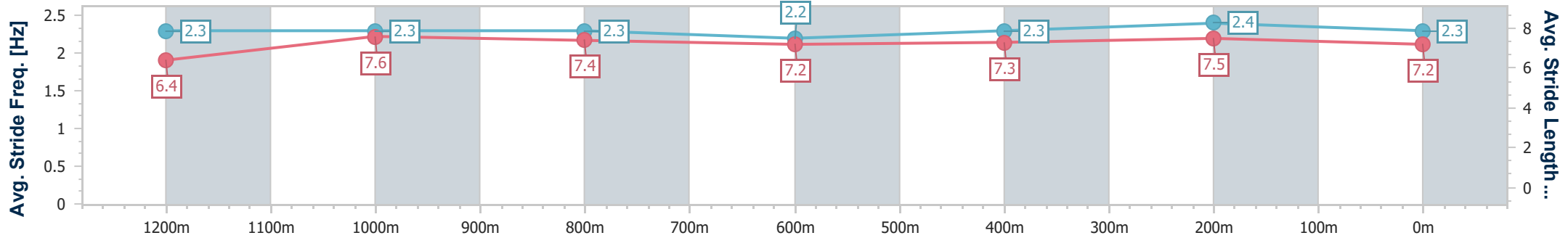
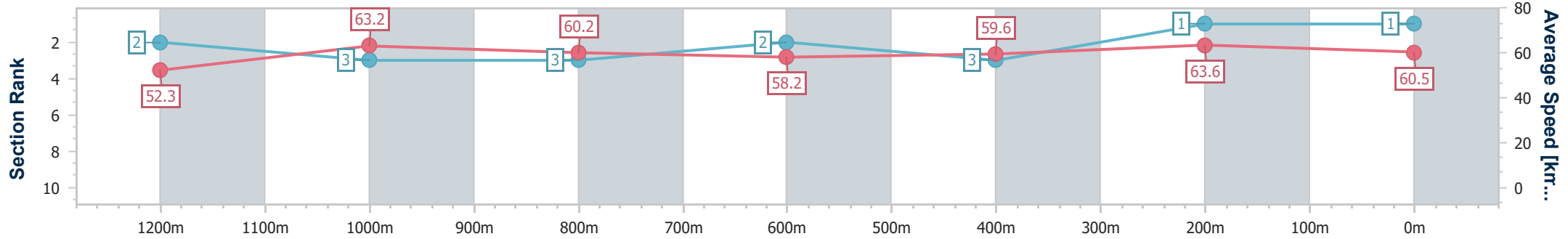
Sunshine Coast QLD Professional
Race 3: KABOOM CONCRETE PUMPING Class 3 Handicap - 1400m



02 February 2025 - 14:14

Track Rating: Good 4, Weather: Fine, Rail Position: +3m Entire

Section	Overall	1200m	1000m	800m	600m	400m	200m
Section Times	1:25.06 [1] (0:13.75)	1:11.31 [2] (0:11.41)	0:59.90 [3] (0:12.02)	0:47.88 [3] (0:12.47)	0:35.41 [2] (0:12.17)	0:23.24 [3] (0:11.32)	0:11.92 [1] (0:11.92)
Average Speed [km/h]	52.3	63.2	60.2	58.2	59.6	63.6	60.5
Top Speed [km/h]	65.9	64.8	61.3	59.3	61.5	64.8	63.3
Avg. Dist. to Rail [m]	9.2	4.3	2.6	1.2	1.3	4.3	4.4
Avg. Stride Freq. [Hz]	2.3	2.3	2.3	2.2	2.3	2.4	2.3
Avg. Stride Length [m]	6.4	7.6	7.4	7.2	7.3	7.5	7.2



- [] Ranking at each section and finish
- .-.- No data available at this section
- NA No data available



Horse/Jockey Name	Hillcrest Avenue
Final Rank	2
Fastest Section Time (Section)	0:11.28 (400m)
Top Speed [km/h] (Section)	64.7 (1200m)
Race State	Finished



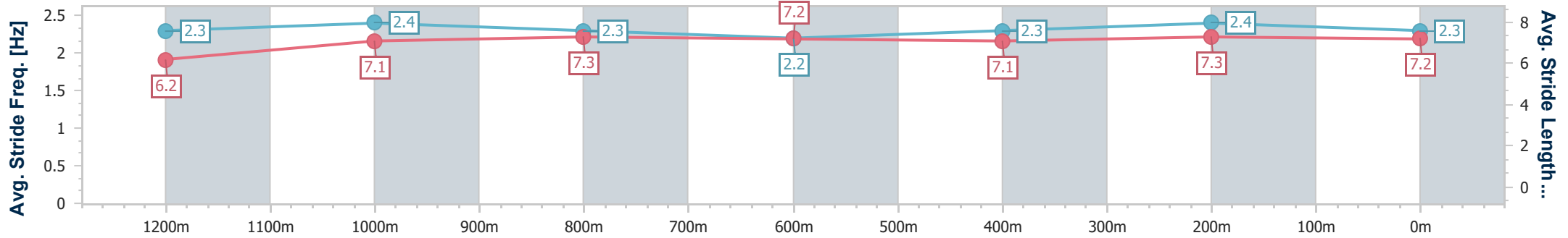
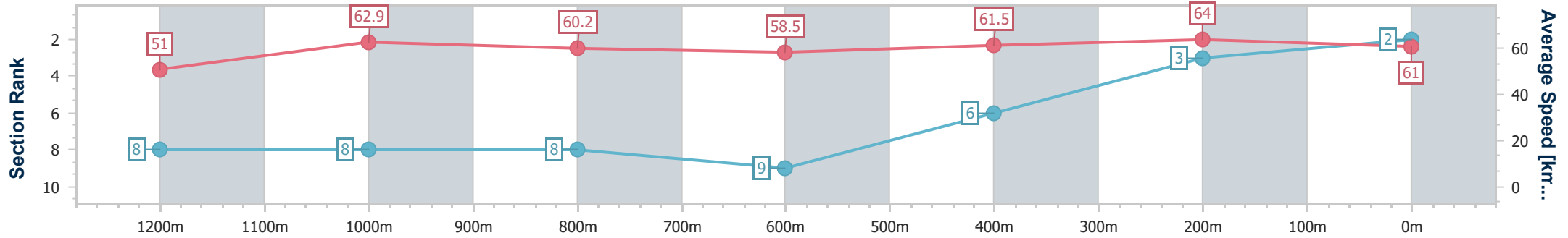
Sunshine Coast QLD Professional
Race 3: KABOOM CONCRETE PUMPING Class 3 Handicap - 1400m



02 February 2025 - 14:14

Track Rating: Good 4, Weather: Fine, Rail Position: +3m Entire

Section	Overall	1200m	1000m	800m	600m	400m	200m
Section Times	1:25.09 [2] (0:14.12)	1:10.97 [8] (0:11.43)	0:59.54 [8] (0:12.08)	0:47.46 [8] (0:12.52)	0:34.94 [9] (0:11.86)	0:23.08 [6] (0:11.28)	0:11.80 [3] (0:11.80)
Average Speed [km/h]	51.0	62.9	60.2	58.5	61.5	64.0	61.0
Top Speed [km/h]	64.6	64.7	61.3	60.2	63.7	64.3	63.2
Avg. Dist. to Rail [m]	4.9	4.4	4.2	2.6	2.6	4.9	5.8
Avg. Stride Freq. [Hz]	2.3	2.4	2.3	2.2	2.3	2.4	2.3
Avg. Stride Length [m]	6.2	7.1	7.3	7.2	7.1	7.3	7.2



- [] Ranking at each section and finish
- .-.- No data available at this section
- NA No data available



Horse/Jockey Name	Bonded Affair
Final Rank	3
Fastest Section Time (Section)	0:11.29 (1200m)
Top Speed [km/h] (Section)	64.6 (1200m)
Race State	Finished



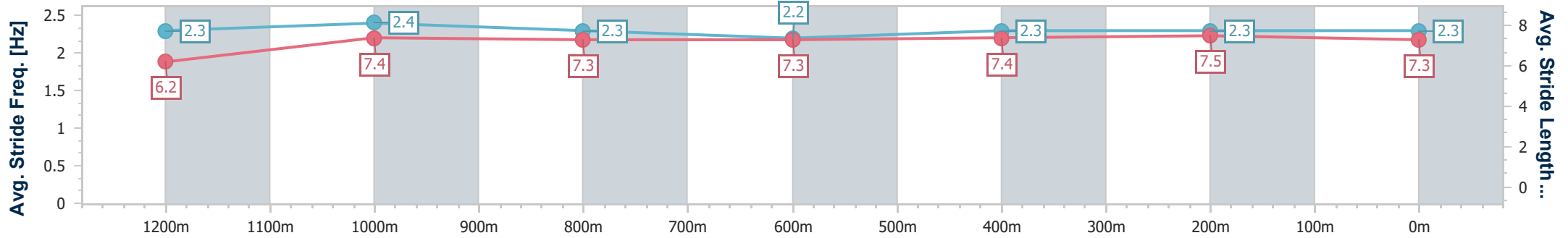
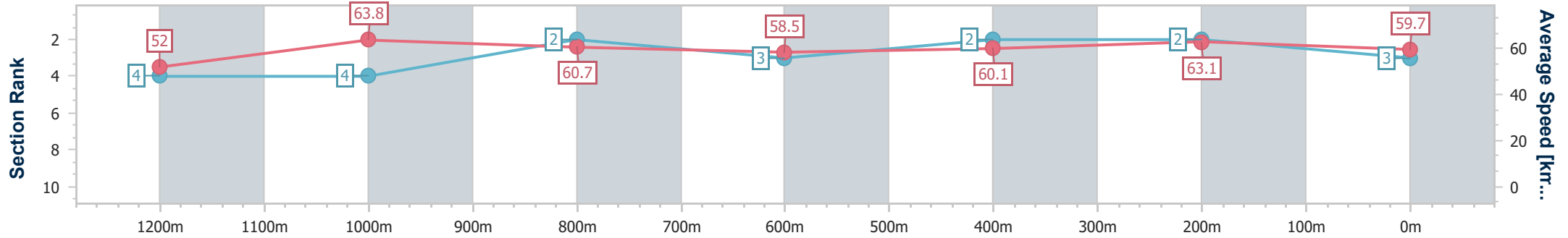
Sunshine Coast QLD Professional
Race 3: KABOOM CONCRETE PUMPING Class 3 Handicap - 1400m



02 February 2025 - 14:14

Track Rating: Good 4, Weather: Fine, Rail Position: +3m Entire

Section	Overall	1200m	1000m	800m	600m	400m	200m
Section Times	1:25.23 [3] (0:13.88)	1:11.35 [4] (0:11.29)	1:00.06 [4] (0:11.99)	0:48.07 [2] (0:12.50)	0:35.57 [3] (0:12.13)	0:23.44 [2] (0:11.38)	0:12.06 [2] (0:12.06)
Average Speed [km/h]	52.0	63.8	60.7	58.5	60.1	63.1	59.7
Top Speed [km/h]	64.3	64.6	63.3	59.4	62.4	63.8	62.2
Avg. Dist. to Rail [m]	11.9	6.3	4.5	2.8	1.9	4.0	4.5
Avg. Stride Freq. [Hz]	2.3	2.4	2.3	2.2	2.3	2.3	2.3
Avg. Stride Length [m]	6.2	7.4	7.3	7.3	7.4	7.5	7.3



- [] Ranking at each section and finish
- .-.- No data available at this section
- NA No data available



Horse/Jockey Name	Valantino Roc
Final Rank	4
Fastest Section Time (Section)	0:11.40 (1200m)
Top Speed [km/h] (Section)	65.3 (Overall)
Race State	Finished



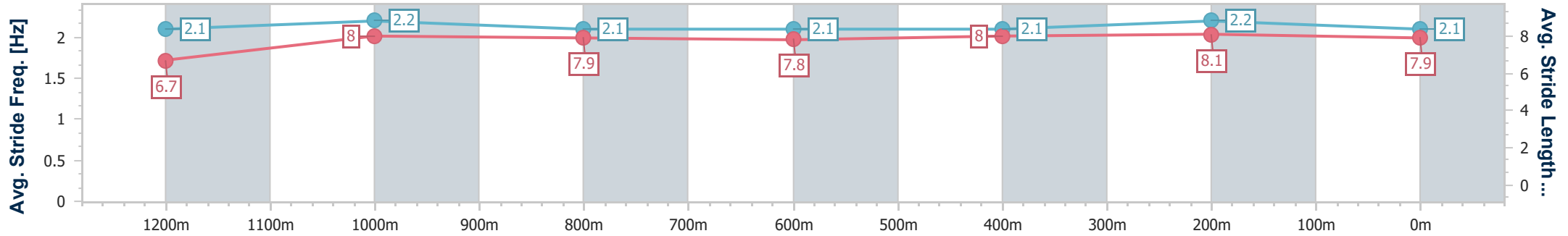
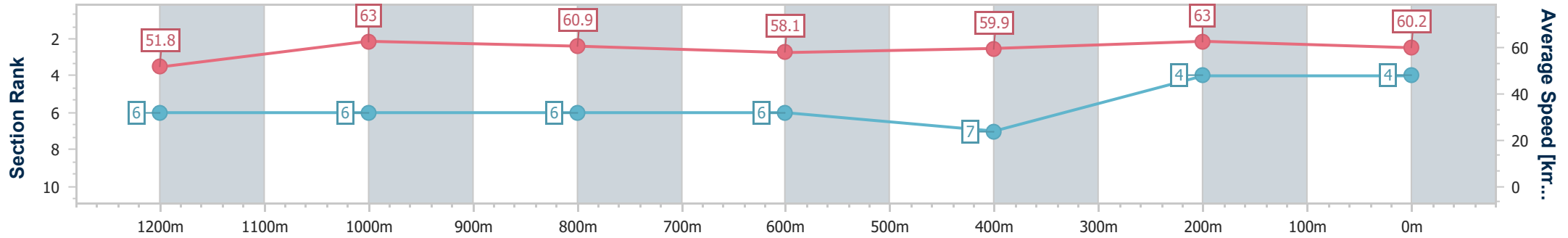
Sunshine Coast QLD Professional
Race 3: KABOOM CONCRETE PUMPING Class 3 Handicap - 1400m



02 February 2025 - 14:14

Track Rating: Good 4, Weather: Fine, Rail Position: +3m Entire

Section	Overall	1200m	1000m	800m	600m	400m	200m
Section Times	1:25.44 [4] (0:13.93)	1:11.51 [6] (0:11.40)	1:00.11 [6] (0:11.94)	0:48.17 [6] (0:12.59)	0:35.58 [6] (0:12.15)	0:23.43 [7] (0:11.46)	0:11.97 [4] (0:11.97)
Average Speed [km/h]	51.8	63.0	60.9	58.1	59.9	63.0	60.2
Top Speed [km/h]	65.3	65.1	63.3	58.4	62.0	63.4	62.3
Avg. Dist. to Rail [m]	6.3	3.8	3.2	2.6	2.2	4.6	4.4
Avg. Stride Freq. [Hz]	2.1	2.2	2.1	2.1	2.1	2.2	2.1
Avg. Stride Length [m]	6.7	8.0	7.9	7.8	8.0	8.1	7.9



- [] Ranking at each section and finish
- .-.- No data available at this section
- NA No data available



Horse/Jockey Name	Karaoke AI
Final Rank	5
Fastest Section Time (Section)	0:11.28 (400m)
Top Speed [km/h] (Section)	65.7 (1200m)
Race State	Finished



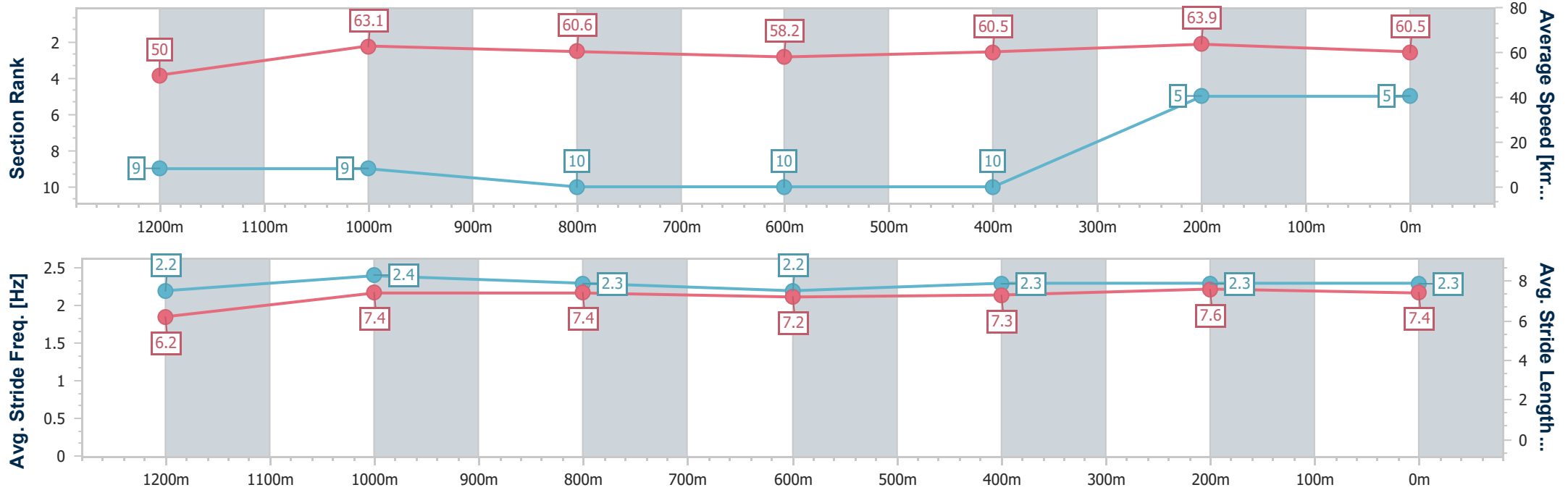
Sunshine Coast QLD Professional
Race 3: KABOOM CONCRETE PUMPING Class 3 Handicap - 1400m



02 February 2025 - 14:14

Track Rating: Good 4, Weather: Fine, Rail Position: +3m Entire

Section	Overall	1200m	1000m	800m	600m	400m	200m
Section Times	1:25.48 [5] (0:14.35)	1:11.13 [9] (0:11.42)	0:59.71 [9] (0:11.96)	0:47.75 [10] (0:12.53)	0:35.22 [10] (0:12.03)	0:23.19 [10] (0:11.28)	0:11.91 [5] (0:11.91)
Average Speed [km/h]	50.0	63.1	60.6	58.2	60.5	63.9	60.5
Top Speed [km/h]	63.2	65.7	61.4	58.9	63.1	64.5	62.3
Avg. Dist. to Rail [m]	5.1	2.9	2.3	2.0	2.2	5.3	6.6
Avg. Stride Freq. [Hz]	2.2	2.4	2.3	2.2	2.3	2.3	2.3
Avg. Stride Length [m]	6.2	7.4	7.4	7.2	7.3	7.6	7.4



- [] Ranking at each section and finish
- .-.- No data available at this section
- NA No data available



Horse/Jockey Name	Badda Boom Baby
Final Rank	6
Fastest Section Time (Section)	0:11.43 (400m)
Top Speed [km/h] (Section)	64.3 (1200m)
Race State	Finished



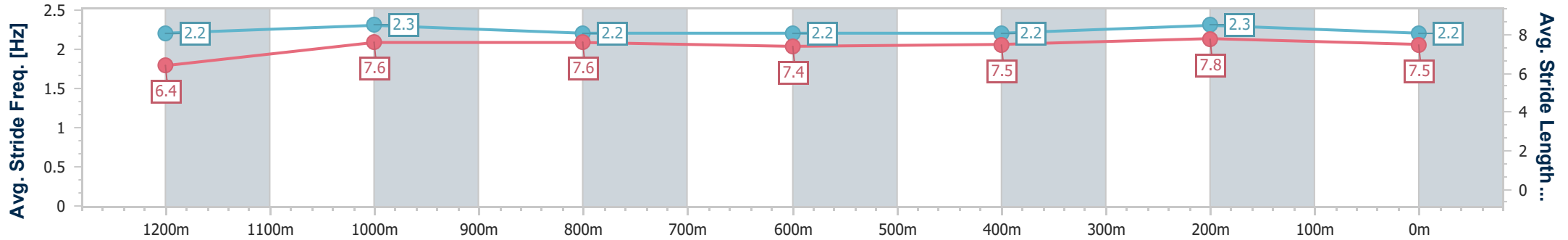
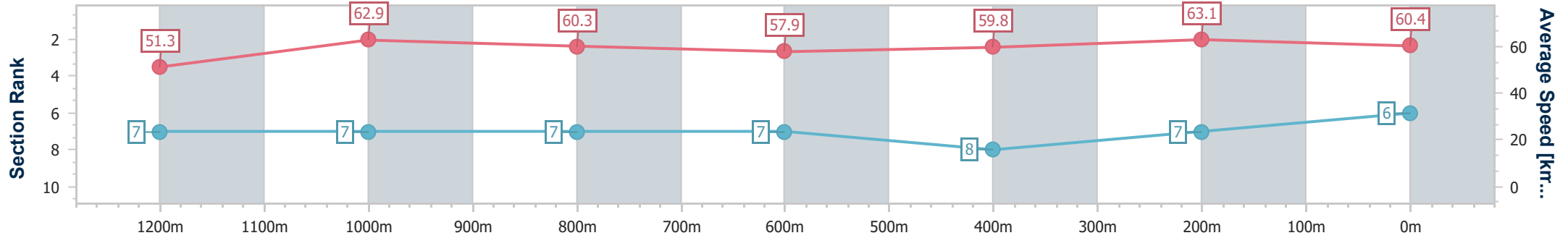
Sunshine Coast QLD Professional
 Race 3: KABOOM CONCRETE PUMPING Class 3 Handicap - 1400m



02 February 2025 - 14:14

Track Rating: Good 4, Weather: Fine, Rail Position: +3m Entire

Section	Overall	1200m	1000m	800m	600m	400m	200m
Section Times	1:25.54 [6] (0:14.09)	1:11.45 [7] (0:11.44)	1:00.01 [7] (0:11.99)	0:48.02 [7] (0:12.57)	0:35.45 [7] (0:12.13)	0:23.32 [8] (0:11.43)	0:11.89 [7] (0:11.89)
Average Speed [km/h]	51.3	62.9	60.3	57.9	59.8	63.1	60.4
Top Speed [km/h]	64.3	64.3	61.1	59.3	62.3	63.6	62.5
Avg. Dist. to Rail [m]	3.1	2.5	2.2	1.8	1.0	2.8	4.1
Avg. Stride Freq. [Hz]	2.2	2.3	2.2	2.2	2.2	2.3	2.2
Avg. Stride Length [m]	6.4	7.6	7.6	7.4	7.5	7.8	7.5



- [] Ranking at each section and finish
- .-.- No data available at this section
- NA No data available



Horse/Jockey Name	Touch Of Gracie
Final Rank	7
Fastest Section Time (Section)	0:11.39 (1200m)
Top Speed [km/h] (Section)	65.0 (1200m)
Race State	Finished



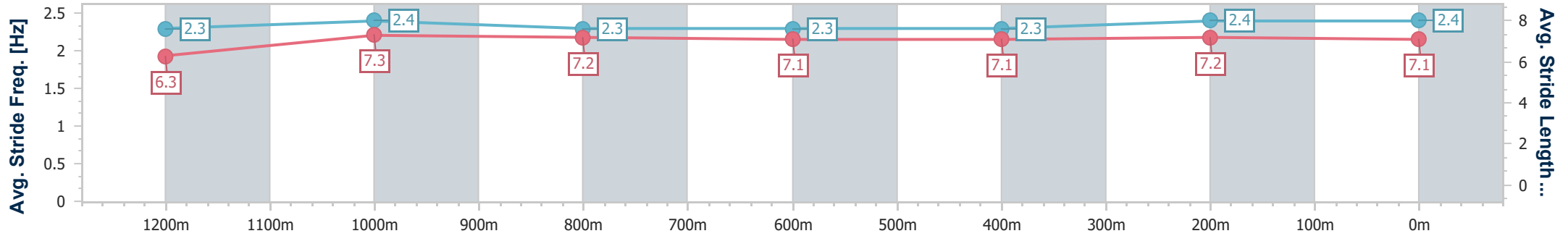
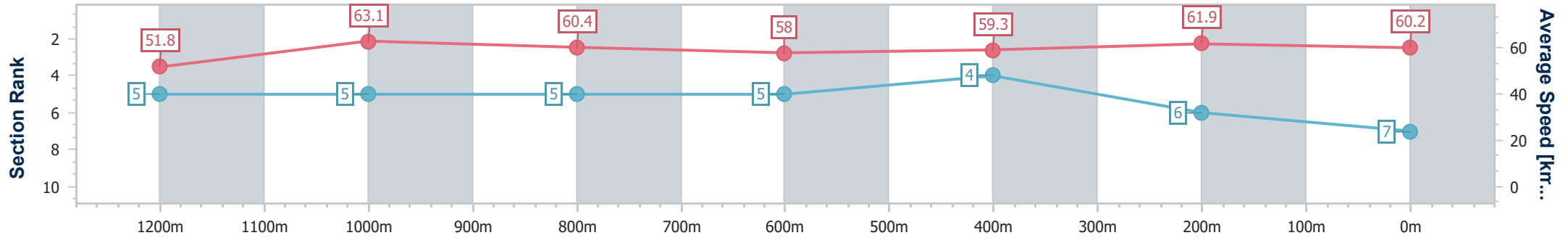
Sunshine Coast QLD Professional
Race 3: KABOOM CONCRETE PUMPING Class 3 Handicap - 1400m



02 February 2025 - 14:14

Track Rating: Good 4, Weather: Fine, Rail Position: +3m Entire

Section	Overall	1200m	1000m	800m	600m	400m	200m
Section Times	1:25.56 [7] (0:13.89)	1:11.67 [5] (0:11.39)	1:00.28 [5] (0:11.98)	0:48.30 [5] (0:12.52)	0:35.78 [5] (0:12.20)	0:23.58 [4] (0:11.62)	0:11.96 [6] (0:11.96)
Average Speed [km/h]	51.8	63.1	60.4	58.0	59.3	61.9	60.2
Top Speed [km/h]	65.0	65.0	61.4	58.6	62.1	62.2	61.9
Avg. Dist. to Rail [m]	4.6	2.1	1.8	1.3	0.9	1.5	2.5
Avg. Stride Freq. [Hz]	2.3	2.4	2.3	2.3	2.3	2.4	2.4
Avg. Stride Length [m]	6.3	7.3	7.2	7.1	7.1	7.2	7.1



- [] Ranking at each section and finish
- .-.- No data available at this section
- NA No data available



Horse/Jockey Name	West Cork
Final Rank	8
Fastest Section Time (Section)	0:11.25 (1200m)
Top Speed [km/h] (Section)	65.3 (1200m)
Race State	Finished



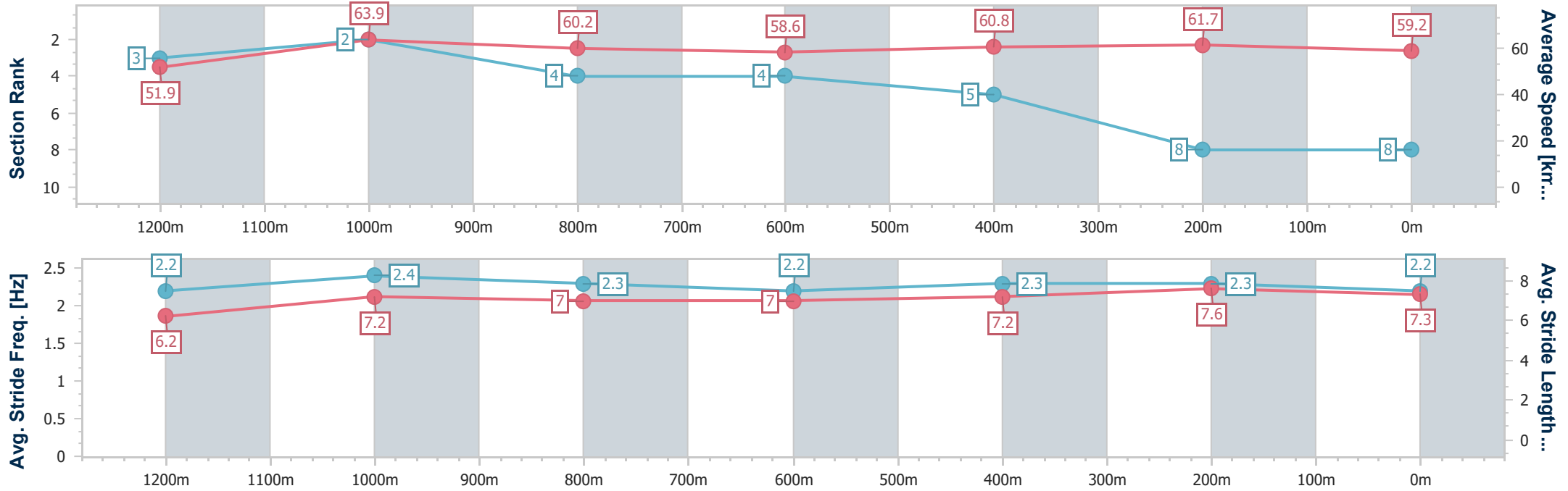
Sunshine Coast QLD Professional
Race 3: KABOOM CONCRETE PUMPING Class 3 Handicap - 1400m



02 February 2025 - 14:14

Track Rating: Good 4, Weather: Fine, Rail Position: +3m Entire

Section	Overall	1200m	1000m	800m	600m	400m	200m
Section Times	1:25.84 [8] (0:13.84)	1:12.00 [3] (0:11.25)	1:00.75 [2] (0:12.13)	0:48.62 [4] (0:12.55)	0:36.07 [4] (0:12.23)	0:23.84 [5] (0:11.67)	0:12.17 [8] (0:12.17)
Average Speed [km/h]	51.9	63.9	60.2	58.6	60.8	61.7	59.2
Top Speed [km/h]	65.2	65.3	61.8	59.3	61.3	62.8	62.0
Avg. Dist. to Rail [m]	12.8	7.9	4.1	4.1	5.7	7.5	8.0
Avg. Stride Freq. [Hz]	2.2	2.4	2.3	2.2	2.3	2.3	2.2
Avg. Stride Length [m]	6.2	7.2	7.0	7.0	7.2	7.6	7.3



- [] Ranking at each section and finish
- .-.- No data available at this section
- NA No data available



Horse/Jockey Name	Gulf Of Saros
Final Rank	9
Fastest Section Time (Section)	0:11.37 (1200m)
Top Speed [km/h] (Section)	64.3 (1200m)
Race State	Finished



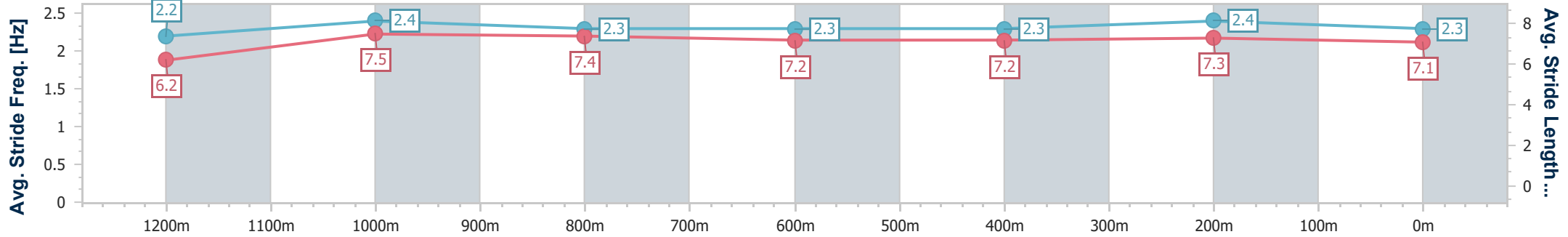
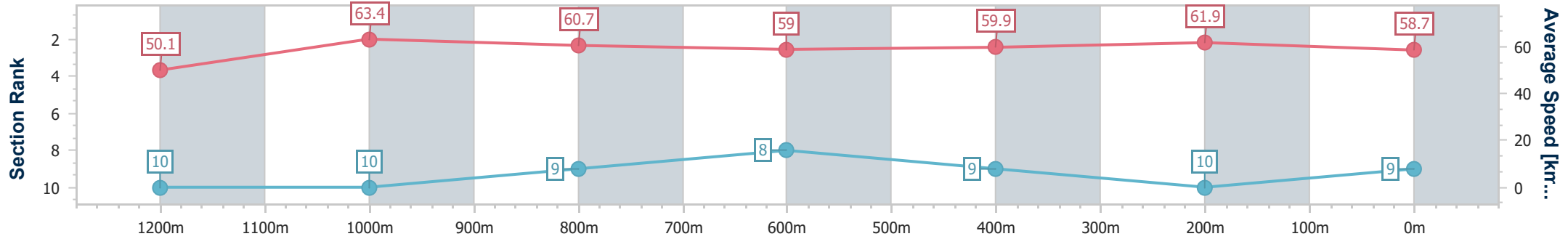
Sunshine Coast QLD Professional
Race 3: KABOOM CONCRETE PUMPING Class 3 Handicap - 1400m



02 February 2025 - 14:14

Track Rating: Good 4, Weather: Fine, Rail Position: +3m Entire

Section	Overall	1200m	1000m	800m	600m	400m	200m
Section Times	1:26.19 [9] (0:14.41)	1:11.78 [10] (0:11.37)	1:00.41 [10] (0:11.93)	0:48.48 [9] (0:12.42)	0:36.06 [8] (0:12.15)	0:23.91 [9] (0:11.62)	0:12.29 [10] (0:12.29)
Average Speed [km/h]	50.1	63.4	60.7	59.0	59.9	61.9	58.7
Top Speed [km/h]	64.2	64.3	61.6	59.7	62.4	63.1	60.9
Avg. Dist. to Rail [m]	8.2	3.8	3.2	2.6	2.1	5.1	5.5
Avg. Stride Freq. [Hz]	2.2	2.4	2.3	2.3	2.3	2.4	2.3
Avg. Stride Length [m]	6.2	7.5	7.4	7.2	7.2	7.3	7.1



- [] Ranking at each section and finish
- .-.- No data available at this section
- NA No data available



Horse/Jockey Name	Disselation
Final Rank	10
Fastest Section Time (Section)	0:11.32 (1200m)
Top Speed [km/h] (Section)	66.0 (1200m)
Race State	Finished



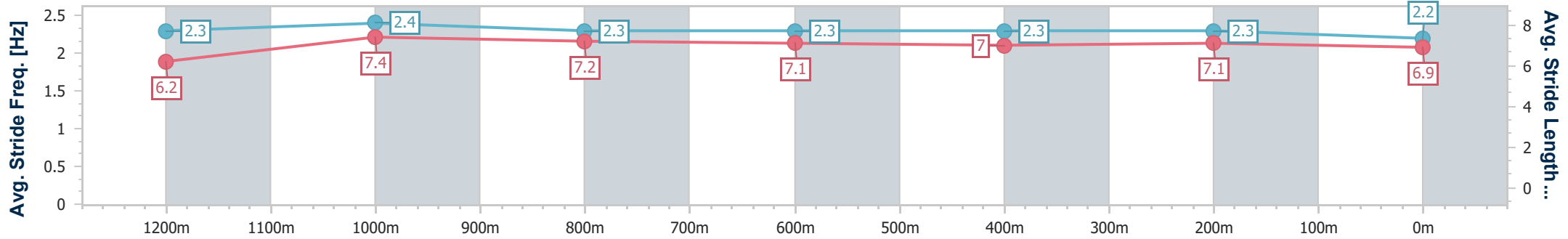
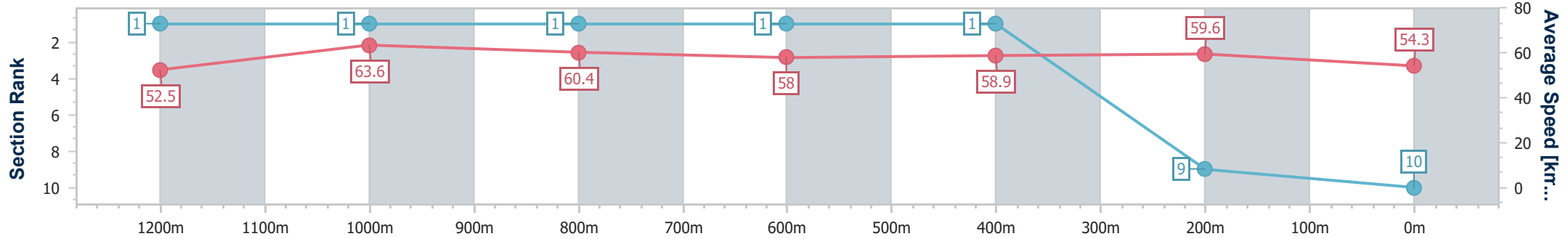
Sunshine Coast QLD Professional
Race 3: KABOOM CONCRETE PUMPING Class 3 Handicap - 1400m



02 February 2025 - 14:14

Track Rating: Good 4, Weather: Fine, Rail Position: +3m Entire

Section	Overall	1200m	1000m	800m	600m	400m	200m
Section Times	1:27.05 [10] (0:13.70)	1:13.35 [1] (0:11.32)	1:02.03 [1] (0:11.99)	0:50.04 [1] (0:12.48)	0:37.56 [1] (0:12.23)	0:25.33 [1] (0:12.07)	0:13.26 [9] (0:13.26)
Average Speed [km/h]	52.5	63.6	60.4	58.0	58.9	59.6	54.3
Top Speed [km/h]	65.9	66.0	62.1	58.7	60.3	60.9	57.5
Avg. Dist. to Rail [m]	7.7	3.5	2.0	1.1	0.3	1.9	4.4
Avg. Stride Freq. [Hz]	2.3	2.4	2.3	2.3	2.3	2.3	2.2
Avg. Stride Length [m]	6.2	7.4	7.2	7.1	7.0	7.1	6.9



- [] Ranking at each section and finish
- .-.- No data available at this section
- NA No data available



Sunshine Coast QLD Professional
Race 4: ALLCHIN AIRCONDITIONING & REFRIGERATION Fillies & Mares
BENCHMARK 65 Handicap - 1200m
02 February 2025 - 14:50



Track Rating: Good 4, Weather: Fine, Rail Position: +3m Entire

Section													Last 600m	
Field Times		Overall	1000m	800m	600m	400m	200m						0:34.55	
		1:11.73 (0:13.97)	0:57.76 (0:11.46)	0:46.30 (0:11.75)	0:34.55 (0:11.44)	0:23.11 (0:11.29)	0:11.82 (0:11.82)							
Rank	TAB	Horse/Jockey	Barrier	Top Speed [km/h]	Fastest Section							Margin	Distance Travelled [m]	
1	2	PINK CASHMERE	10	66.8	0:10.87	1:11.73 [1]	0:57.53 [4]	0:45.71 [6]	0:34.01 [6]	0:22.54 [6]	0:11.67 [3]	1:11.73	0:34.01	
		Jace McMurray		400m	400m	(0:14.20)	(0:11.82)	(0:11.70)	(0:11.47)	(0:10.87)	(0:11.67)			
2	4	ENCRYPTED ELEGANCE	7	65.9	0:11.29	1:11.95 [2]	0:57.98 [1]	0:46.52 [1]	0:34.77 [1]	0:23.33 [1]	0:12.04 [1]	1.3L	0:34.77	-2
		Robbie Dolan		Overall	400m	(0:13.97)	(0:11.46)	(0:11.75)	(0:11.44)	(0:11.29)	(0:12.04)			
3	5	MOONFLEET	4	66.3	0:11.03	1:12.05 [3]	0:57.77 [6]	0:46.16 [5]	0:34.43 [5]	0:22.92 [5]	0:11.89 [4]	1.8L	0:34.43	-6
		Nikita Beriman		400m	400m	(0:14.28)	(0:11.61)	(0:11.73)	(0:11.51)	(0:11.03)	(0:11.89)			
4	1	ISLAND MAGIC	5	65.7	0:11.11	1:12.14 [4]	0:57.75 [7]	0:46.11 [7]	0:34.39 [7]	0:22.84 [7]	0:11.73 [7]	2.2L	0:34.39	-4
		Justin Huxtable		400m	400m	(0:14.39)	(0:11.64)	(0:11.72)	(0:11.55)	(0:11.11)	(0:11.73)			
5	6	BURNETT	9	66.9	0:11.00	1:12.15 [5]	0:57.47 [9]	0:45.81 [8]	0:34.18 [8]	0:22.75 [8]	0:11.75 [6]	2.3L	0:34.18	+1
		James Orman		400m	400m	(0:14.68)	(0:11.66)	(0:11.63)	(0:11.43)	(0:11.00)	(0:11.75)			
6	9	READY TO BOOM	8	65.9	0:11.30	1:12.44 [6]	0:58.42 [2]	0:46.92 [2]	0:35.22 [2]	0:23.69 [2]	0:12.39 [2]	3.8L	0:35.22	+0
		Samantha Collett		400m	400m	(0:14.02)	(0:11.50)	(0:11.70)	(0:11.53)	(0:11.30)	(0:12.39)			
7	3	ARDERN	1	64.6	0:11.35	1:12.49 [7]	0:58.43 [3]	0:46.96 [3]	0:35.19 [3]	0:23.62 [3]	0:12.27 [5]	4L	0:35.19	-5
		Cejay Graham		1000m	400m	(0:14.06)	(0:11.47)	(0:11.77)	(0:11.57)	(0:11.35)	(0:12.27)			
8	10	SUCCESSFUL	6	66.2	0:11.08	1:12.54 [8]	0:57.91 [8]	0:46.15 [9]	0:34.52 [9]	0:23.07 [9]	0:11.99 [9]	4.2L	0:34.52	-4
		Jake Bayliss		400m	400m	(0:14.63)	(0:11.76)	(0:11.63)	(0:11.45)	(0:11.08)	(0:11.99)			
9	11	HOW RUDE	3	64.1	0:11.39	1:12.75 [9]	0:58.51 [5]	0:46.97 [4]	0:35.22 [4]	0:23.64 [4]	0:12.25 [8]	5.5L	0:35.22	-6
		Angela Jones		400m	400m	(0:14.24)	(0:11.54)	(0:11.75)	(0:11.58)	(0:11.39)	(0:12.25)			

Scratched: Dibba Dobba (#8), Cattrall (#7)

[] Ranking at each section and finish
 -:-:- No data available at this section
 NA No data available

SCN Saddle cloth number
 DNF Did not finish
 DNT Did not track



Horse/Jockey Name	Pink Cashmere
Final Rank	1
Fastest Section Time (Section)	0:10.87 (400m)
Top Speed [km/h] (Section)	66.8 (400m)
Race State	Finished



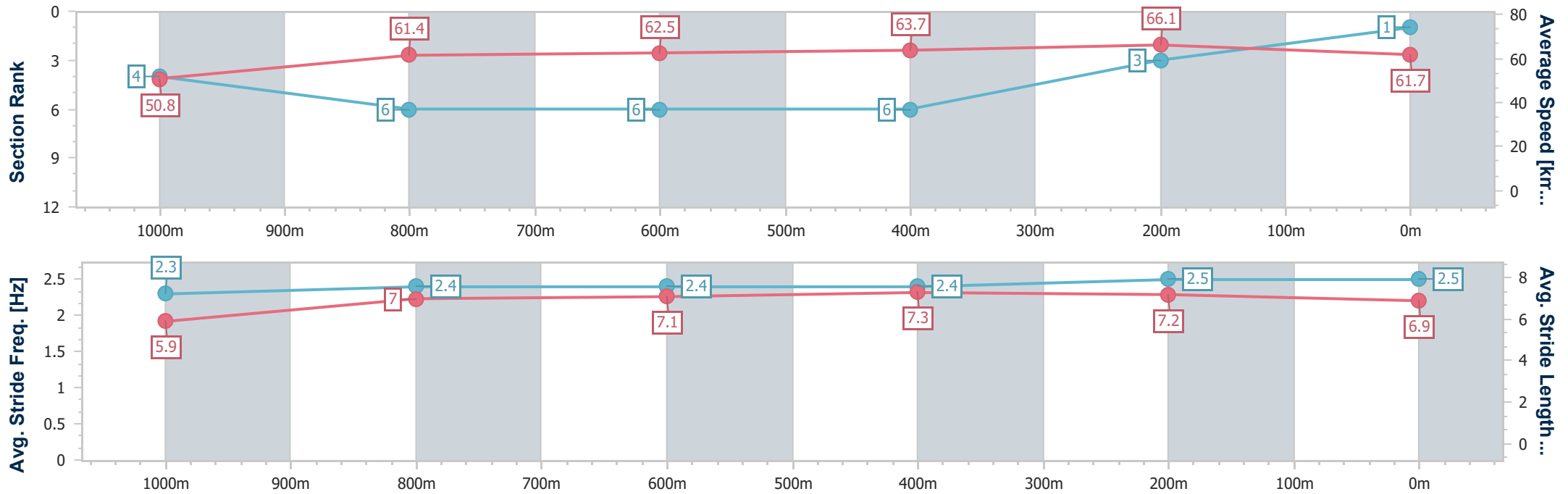
Sunshine Coast QLD Professional
 Race 4: ALLCHIN AIRCONDITIONING & REFRIGERATION
 Fillies & Mares BENCHMARK 65 Handicap - 1200m



02 February 2025 - 14:50

Track Rating: Good 4, Weather: Fine, Rail Position: +3m Entire

Section	Overall	1000m	800m	600m	400m	200m
Section Times	1:11.73 [1] (0:14.20)	0:57.53 [4] (0:11.82)	0:45.71 [6] (0:11.70)	0:34.01 [6] (0:11.47)	0:22.54 [6] (0:10.87)	0:11.67 [3] (0:11.67)
Average Speed [km/h]	50.8	61.4	62.5	63.7	66.1	61.7
Top Speed [km/h]	64.2	62.7	63.3	64.9	66.8	65.3
Avg. Dist. to Rail [m]	8.5	4.1	2.6	2.3	5.3	5.0
Avg. Stride Freq. [Hz]	2.3	2.4	2.4	2.4	2.5	2.5
Avg. Stride Length [m]	5.9	7.0	7.1	7.3	7.2	6.9



- [] Ranking at each section and finish
- .-.- No data available at this section
- NA No data available



Horse/Jockey Name	Encrypted Elegance
Final Rank	2
Fastest Section Time (Section)	0:11.29 (400m)
Top Speed [km/h] (Section)	65.9 (Overall)
Race State	Finished



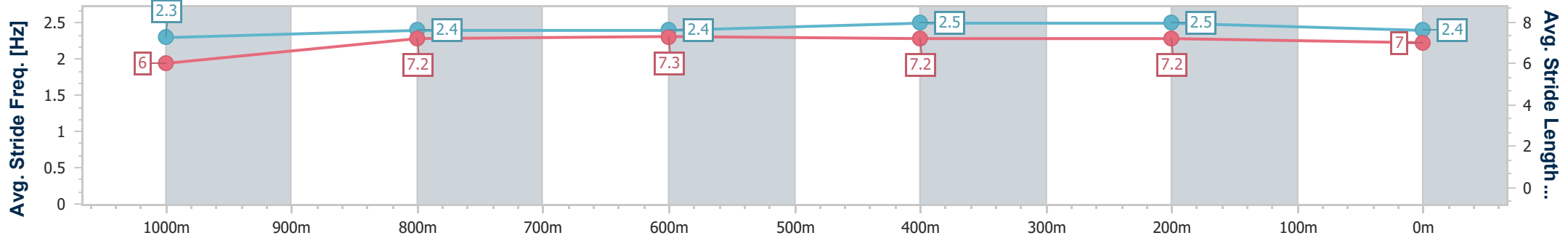
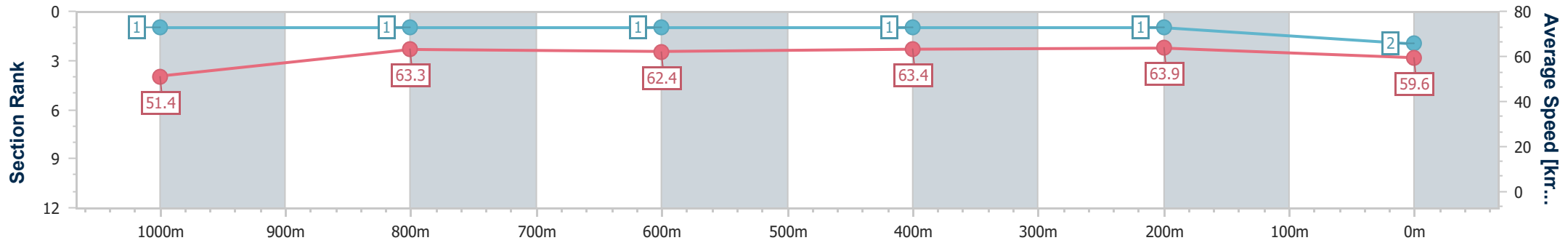
Sunshine Coast QLD Professional
 Race 4: ALLCHIN AIRCONDITIONING & REFRIGERATION
 Fillies & Mares BENCHMARK 65 Handicap - 1200m



02 February 2025 - 14:50

Track Rating: Good 4, Weather: Fine, Rail Position: +3m Entire

Section	Overall	1000m	800m	600m	400m	200m
Section Times	1:11.95 [2] (0:13.97)	0:57.98 [1] (0:11.46)	0:46.52 [1] (0:11.75)	0:34.77 [1] (0:11.44)	0:23.33 [1] (0:11.29)	0:12.04 [1] (0:12.04)
Average Speed [km/h]	51.4	63.3	62.4	63.4	63.9	59.6
Top Speed [km/h]	65.9	65.8	63.4	64.3	64.7	63.8
Avg. Dist. to Rail [m]	6.0	3.0	2.8	1.1	2.3	3.3
Avg. Stride Freq. [Hz]	2.3	2.4	2.4	2.5	2.5	2.4
Avg. Stride Length [m]	6.0	7.2	7.3	7.2	7.2	7.0



- [] Ranking at each section and finish
- .-.- No data available at this section
- NA No data available



Horse/Jockey Name	Moonfleet
Final Rank	3
Fastest Section Time (Section)	0:11.03 (400m)
Top Speed [km/h] (Section)	66.3 (400m)
Race State	Finished



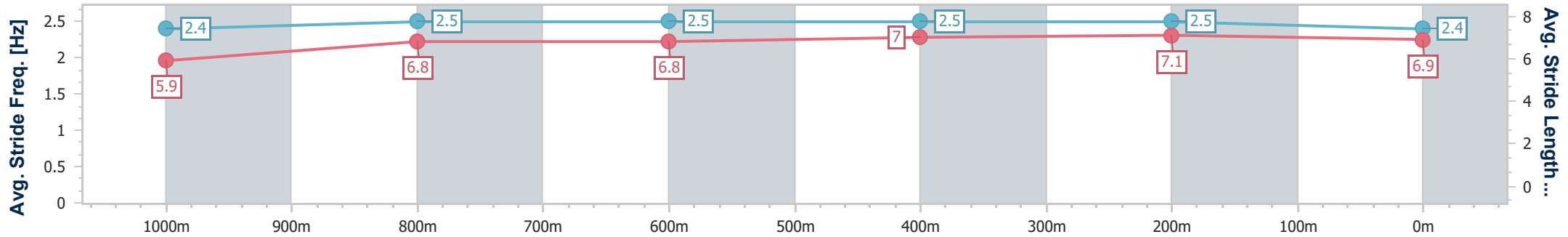
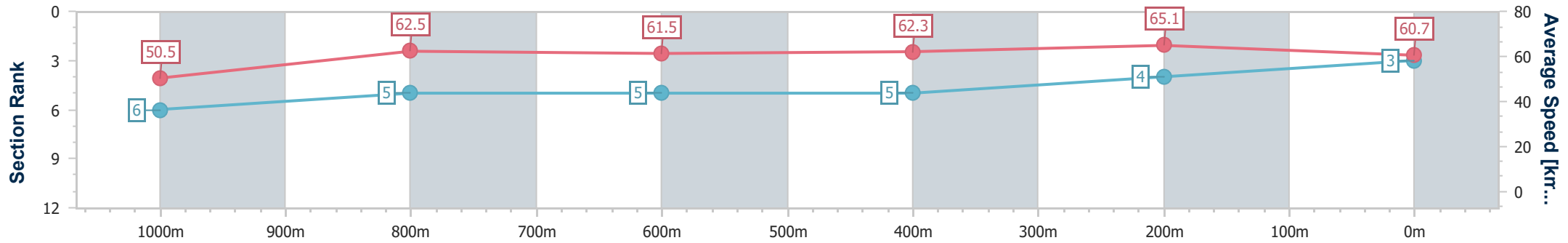
Sunshine Coast QLD Professional
 Race 4: ALLCHIN AIRCONDITIONING & REFRIGERATION
 Fillies & Mares BENCHMARK 65 Handicap - 1200m



02 February 2025 - 14:50

Track Rating: Good 4, Weather: Fine, Rail Position: +3m Entire

Section	Overall	1000m	800m	600m	400m	200m
Section Times	1:12.05 [3] (0:14.28)	0:57.77 [6] (0:11.61)	0:46.16 [5] (0:11.73)	0:34.43 [5] (0:11.51)	0:22.92 [5] (0:11.03)	0:11.89 [4] (0:11.89)
Average Speed [km/h]	50.5	62.5	61.5	62.3	65.1	60.7
Top Speed [km/h]	62.8	63.0	62.8	63.4	66.3	64.0
Avg. Dist. to Rail [m]	4.4	3.1	1.2	1.1	1.7	1.0
Avg. Stride Freq. [Hz]	2.4	2.5	2.5	2.5	2.5	2.4
Avg. Stride Length [m]	5.9	6.8	6.8	7.0	7.1	6.9



- [] Ranking at each section and finish
- .-.- No data available at this section
- NA No data available



Horse/Jockey Name	Island Magic
Final Rank	4
Fastest Section Time (Section)	0:11.11 (400m)
Top Speed [km/h] (Section)	65.7 (400m)
Race State	Finished



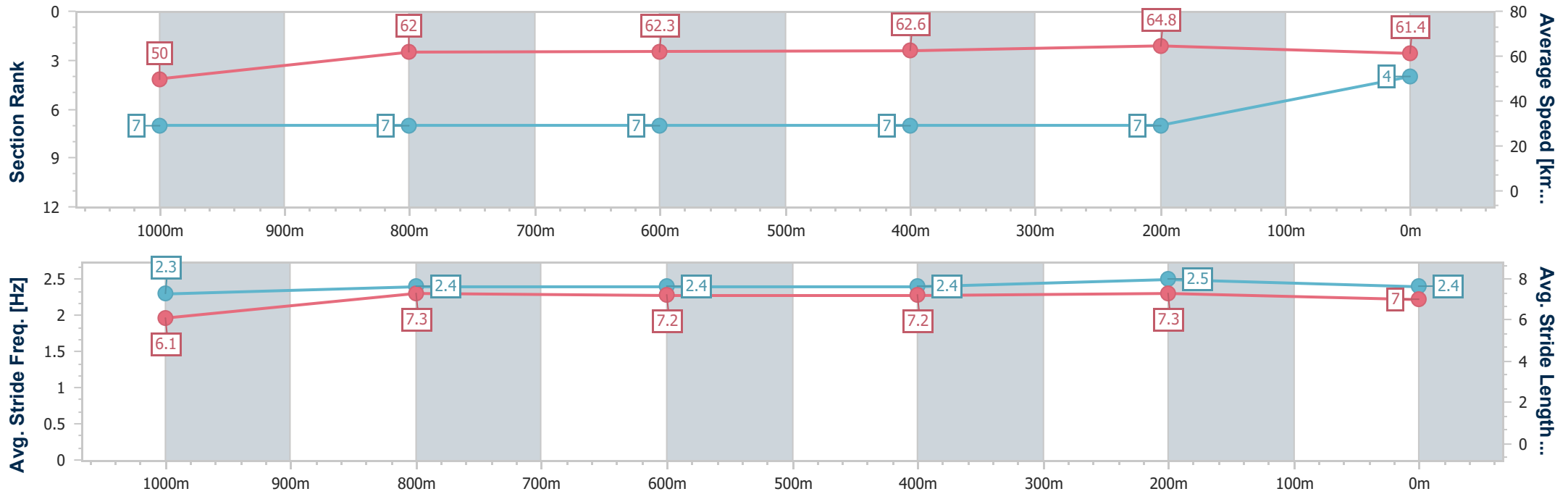
Sunshine Coast QLD Professional
 Race 4: ALLCHIN AIRCONDITIONING & REFRIGERATION
 Fillies & Mares BENCHMARK 65 Handicap - 1200m



02 February 2025 - 14:50

Track Rating: Good 4, Weather: Fine, Rail Position: +3m Entire

Section	Overall	1000m	800m	600m	400m	200m
Section Times	1:12.14 [4] (0:14.39)	0:57.75 [7] (0:11.64)	0:46.11 [7] (0:11.72)	0:34.39 [7] (0:11.55)	0:22.84 [7] (0:11.11)	0:11.73 [7] (0:11.73)
Average Speed [km/h]	50.0	62.0	62.3	62.6	64.8	61.4
Top Speed [km/h]	61.6	63.4	64.5	64.0	65.7	64.4
Avg. Dist. to Rail [m]	5.1	3.0	1.7	1.0	4.4	5.7
Avg. Stride Freq. [Hz]	2.3	2.4	2.4	2.4	2.5	2.4
Avg. Stride Length [m]	6.1	7.3	7.2	7.2	7.3	7.0



- [] Ranking at each section and finish
- .-.- No data available at this section
- NA No data available



Horse/Jockey Name	Burnett
Final Rank	5
Fastest Section Time (Section)	0:11.00 (400m)
Top Speed [km/h] (Section)	66.9 (400m)
Race State	Finished



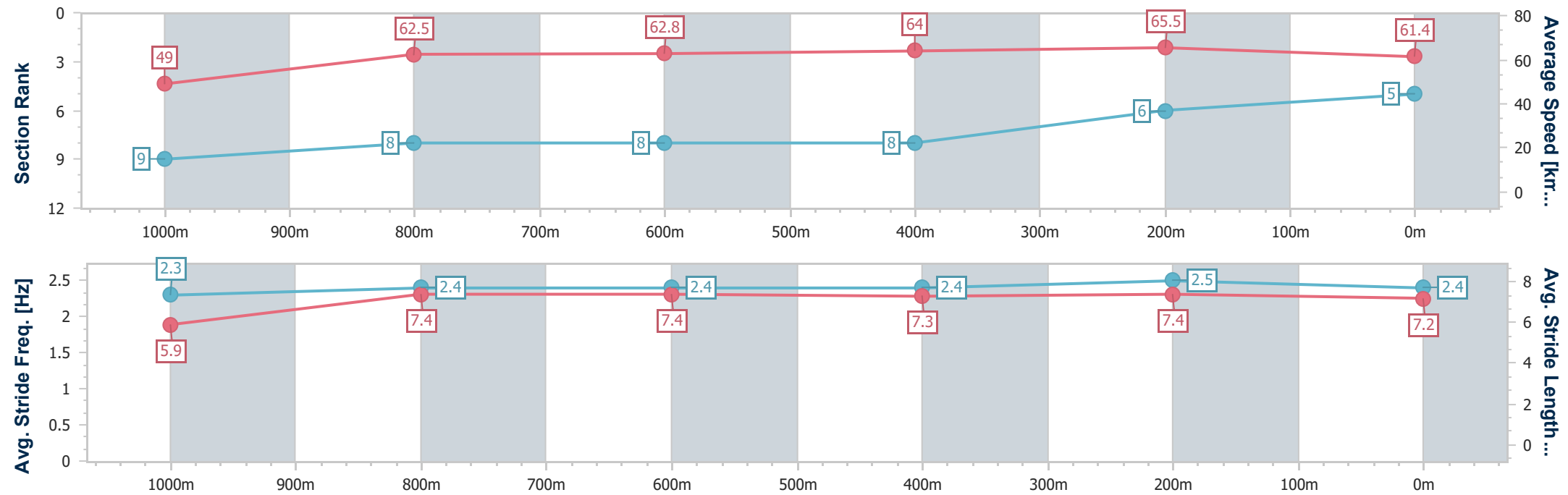
Sunshine Coast QLD Professional
 Race 4: ALLCHIN AIRCONDITIONING & REFRIGERATION
 Fillies & Mares BENCHMARK 65 Handicap - 1200m



02 February 2025 - 14:50

Track Rating: Good 4, Weather: Fine, Rail Position: +3m Entire

Section	Overall	1000m	800m	600m	400m	200m
Section Times	1:12.15 [5] (0:14.68)	0:57.47 [9] (0:11.66)	0:45.81 [8] (0:11.63)	0:34.18 [8] (0:11.43)	0:22.75 [8] (0:11.00)	0:11.75 [6] (0:11.75)
Average Speed [km/h]	49.0	62.5	62.8	64.0	65.5	61.4
Top Speed [km/h]	65.0	64.7	64.9	66.0	66.9	64.0
Avg. Dist. to Rail [m]	6.8	3.4	2.4	2.9	7.5	7.8
Avg. Stride Freq. [Hz]	2.3	2.4	2.4	2.4	2.5	2.4
Avg. Stride Length [m]	5.9	7.4	7.4	7.3	7.4	7.2



- [] Ranking at each section and finish
- .-.- No data available at this section
- NA No data available



Horse/Jockey Name	Ready To Boom
Final Rank	6
Fastest Section Time (Section)	0:11.30 (400m)
Top Speed [km/h] (Section)	65.9 (400m)
Race State	Finished



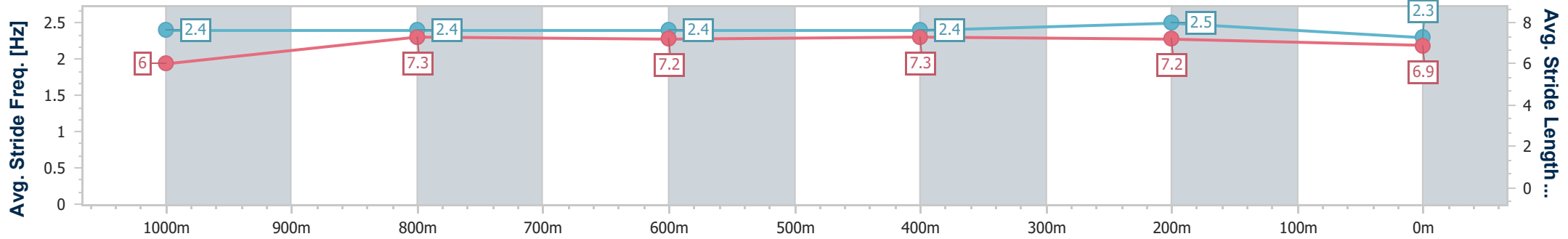
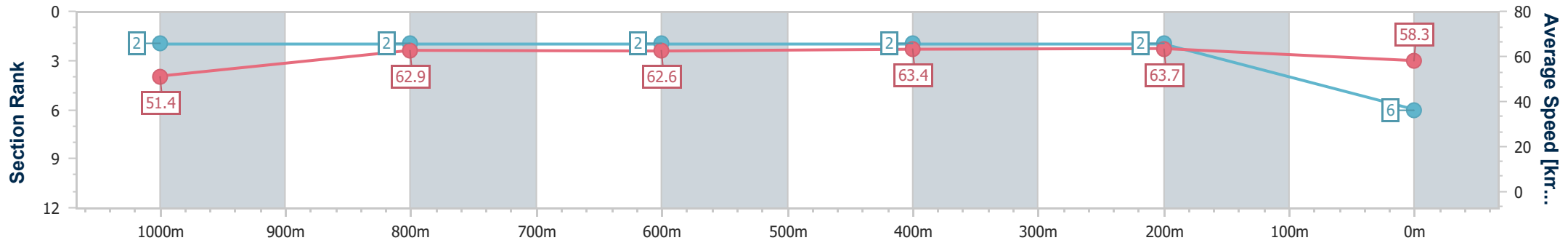
Sunshine Coast QLD Professional
 Race 4: ALLCHIN AIRCONDITIONING & REFRIGERATION
 Fillies & Mares BENCHMARK 65 Handicap - 1200m



02 February 2025 - 14:50

Track Rating: Good 4, Weather: Fine, Rail Position: +3m Entire

Section	Overall	1000m	800m	600m	400m	200m
Section Times	1:12.44 [6] (0:14.02)	0:58.42 [2] (0:11.50)	0:46.92 [2] (0:11.70)	0:35.22 [2] (0:11.53)	0:23.69 [2] (0:11.30)	0:12.39 [2] (0:12.39)
Average Speed [km/h]	51.4	62.9	62.6	63.4	63.7	58.3
Top Speed [km/h]	64.2	64.8	65.1	65.1	65.9	61.5
Avg. Dist. to Rail [m]	6.6	3.0	3.2	2.4	4.1	4.2
Avg. Stride Freq. [Hz]	2.4	2.4	2.4	2.4	2.5	2.3
Avg. Stride Length [m]	6.0	7.3	7.2	7.3	7.2	6.9



- [] Ranking at each section and finish
- .-.- No data available at this section
- NA No data available



Horse/Jockey Name	Ardern
Final Rank	7
Fastest Section Time (Section)	0:11.35 (400m)
Top Speed [km/h] (Section)	64.6 (1000m)
Race State	Finished



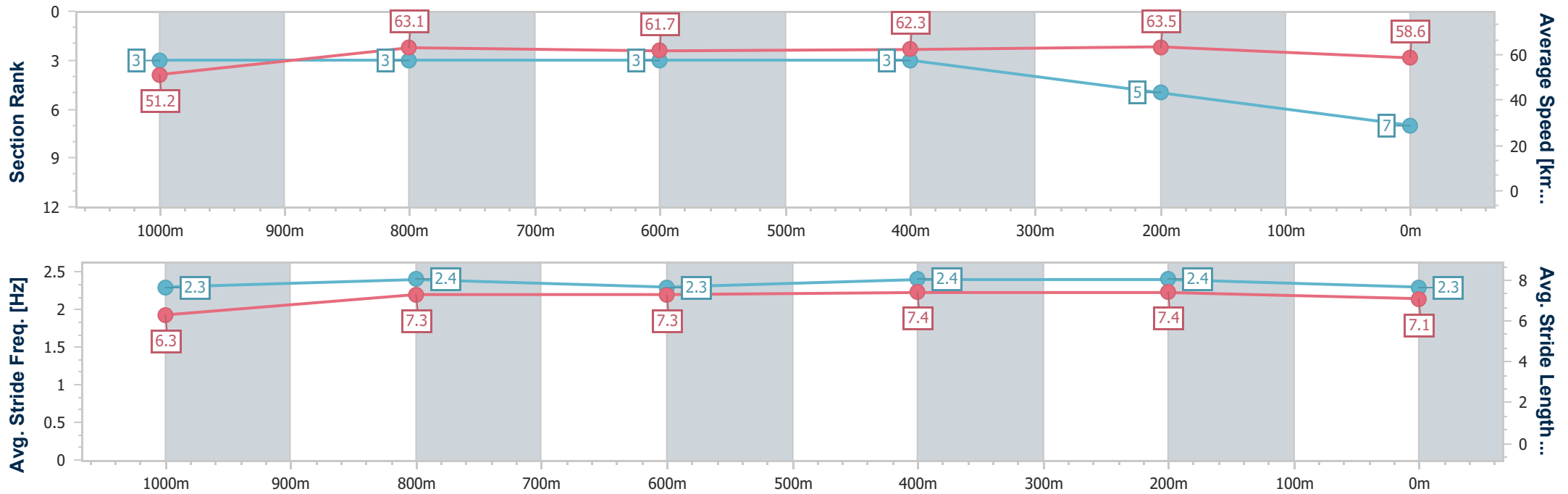
Sunshine Coast QLD Professional
 Race 4: ALLCHIN AIRCONDITIONING & REFRIGERATION
 Fillies & Mares BENCHMARK 65 Handicap - 1200m



02 February 2025 - 14:50

Track Rating: Good 4, Weather: Fine, Rail Position: +3m Entire

Section	Overall	1000m	800m	600m	400m	200m
Section Times	1:12.49 [7] (0:14.06)	0:58.43 [3] (0:11.47)	0:46.96 [3] (0:11.77)	0:35.19 [3] (0:11.57)	0:23.62 [3] (0:11.35)	0:12.27 [5] (0:12.27)
Average Speed [km/h]	51.2	63.1	61.7	62.3	63.5	58.6
Top Speed [km/h]	64.6	64.6	62.5	63.2	63.8	62.5
Avg. Dist. to Rail [m]	2.6	2.1	1.3	0.4	1.5	2.2
Avg. Stride Freq. [Hz]	2.3	2.4	2.3	2.4	2.4	2.3
Avg. Stride Length [m]	6.3	7.3	7.3	7.4	7.4	7.1



- [] Ranking at each section and finish
- .-.- No data available at this section
- NA No data available



Horse/Jockey Name	Successful
Final Rank	8
Fastest Section Time (Section)	0:11.08 (400m)
Top Speed [km/h] (Section)	66.2 (400m)
Race State	Finished



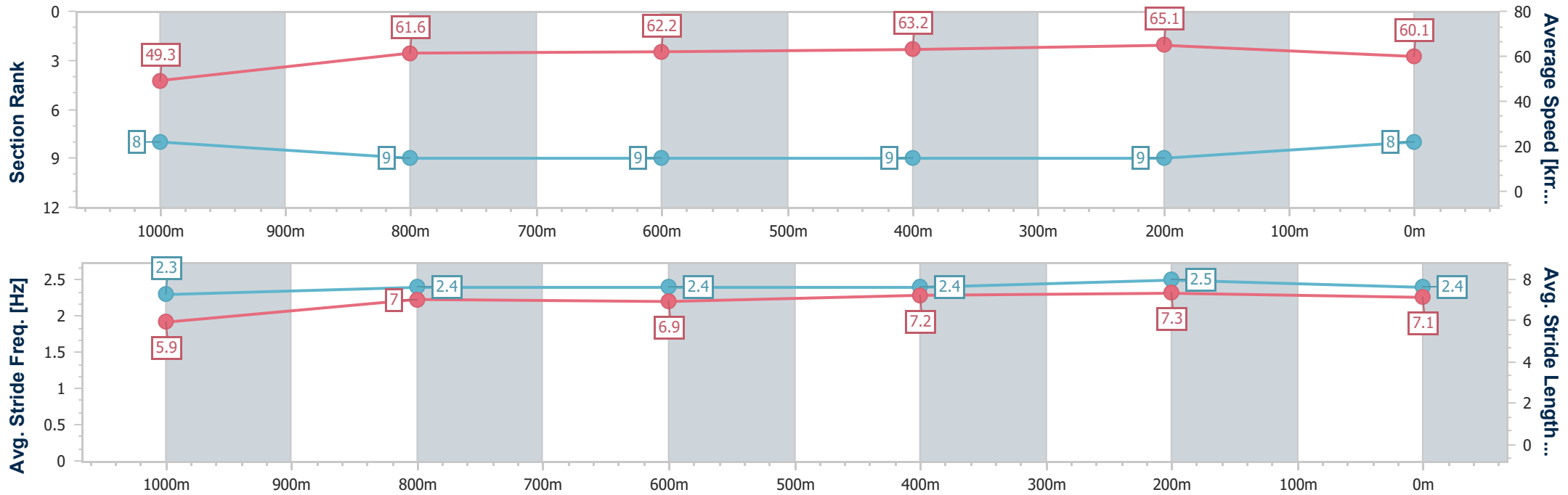
Sunshine Coast QLD Professional
 Race 4: ALLCHIN AIRCONDITIONING & REFRIGERATION
 Fillies & Mares BENCHMARK 65 Handicap - 1200m



02 February 2025 - 14:50

Track Rating: Good 4, Weather: Fine, Rail Position: +3m Entire

Section	Overall	1000m	800m	600m	400m	200m
Section Times	1:12.54 [8] (0:14.63)	0:57.91 [8] (0:11.76)	0:46.15 [9] (0:11.63)	0:34.52 [9] (0:11.45)	0:23.07 [9] (0:11.08)	0:11.99 [9] (0:11.99)
Average Speed [km/h]	49.3	61.6	62.2	63.2	65.1	60.1
Top Speed [km/h]	62.4	62.7	63.7	65.0	66.2	63.5
Avg. Dist. to Rail [m]	5.2	2.2	0.8	1.2	5.8	7.3
Avg. Stride Freq. [Hz]	2.3	2.4	2.4	2.4	2.5	2.4
Avg. Stride Length [m]	5.9	7.0	6.9	7.2	7.3	7.1



- [] Ranking at each section and finish
- .-.- No data available at this section
- NA No data available



Horse/Jockey Name	How Rude
Final Rank	9
Fastest Section Time (Section)	0:11.39 (400m)
Top Speed [km/h] (Section)	64.1 (400m)
Race State	Finished



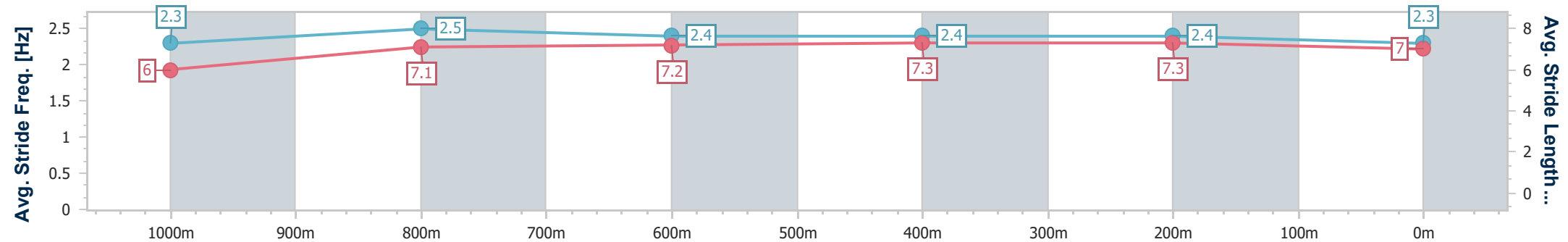
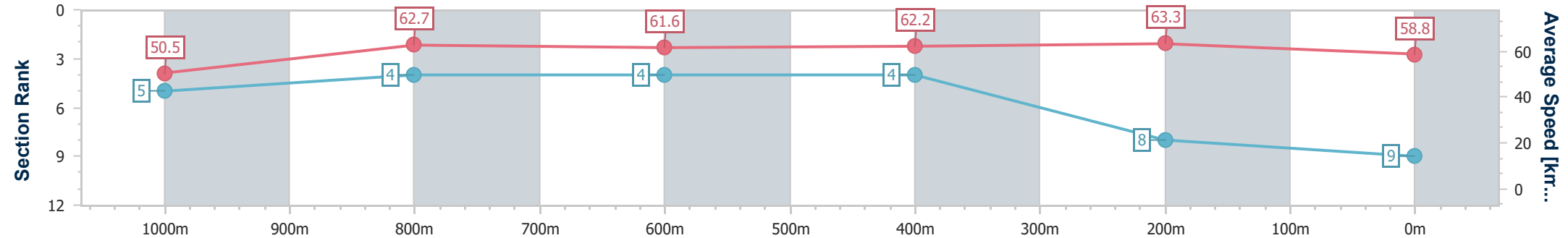
Sunshine Coast QLD Professional
 Race 4: ALLCHIN AIRCONDITIONING & REFRIGERATION
 Fillies & Mares BENCHMARK 65 Handicap - 1200m



02 February 2025 - 14:50

Track Rating: Good 4, Weather: Fine, Rail Position: +3m Entire

Section	Overall	1000m	800m	600m	400m	200m
Section Times	1:12.75 [9] (0:14.24)	0:58.51 [5] (0:11.54)	0:46.97 [4] (0:11.75)	0:35.22 [4] (0:11.58)	0:23.64 [4] (0:11.39)	0:12.25 [8] (0:12.25)
Average Speed [km/h]	50.5	62.7	61.6	62.2	63.3	58.8
Top Speed [km/h]	63.2	63.5	62.6	63.8	64.1	62.0
Avg. Dist. to Rail [m]	3.4	2.2	0.8	0.3	4.1	4.5
Avg. Stride Freq. [Hz]	2.3	2.5	2.4	2.4	2.4	2.3
Avg. Stride Length [m]	6.0	7.1	7.2	7.3	7.3	7.0



- [] Ranking at each section and finish
- .-.- No data available at this section
- NA No data available



Sunshine Coast QLD Professional

Race 5: IAT TRANSPORT BENCHMARK 58 Handicap - 1000m

02 February 2025 - 15:30



Track Rating: Good 4, Weather: Fine, Rail Position: +3m Entire

Section											Last 600m		
Field Times		Overall	800m	600m	400m	200m							
		0:58.10 (0:13.11)	0:44.99 (0:10.59)	0:34.40 (0:11.13)	0:23.27 (0:11.32)	0:11.95 (0:11.95)						0:34.40	
Rank	TAB	Horse/Jockey	Barrier	Top Speed [km/h]	Fastest Section							Margin	Distance Travelled [m]
1	2	NEW HAMPSHIRE Corey Sutherland	3	70.0 800m	0:10.80 800m	0:58.10 [1] (0:13.29)	0:44.81 [7] (0:10.80)	0:34.01 [8] (0:11.05)	0:22.96 [7] (0:11.23)	0:11.73 [4] (0:11.73)	0:58.10	0:34.01	
2	7	DIBBA DOBBA Ryan Curatolo	6	69.1 800m	0:10.68 800m	0:58.19 [2] (0:13.64)	0:44.55 [11] (0:10.68)	0:33.87 [11] (0:11.04)	0:22.83 [11] (0:11.02)	0:11.81 [5] (0:11.81)	0.4L	0:33.87	+0
3	8	MISSILE ONE Taylor Marshall	9	68.9 800m	0:10.77 800m	0:58.29 [3] (0:13.35)	0:44.94 [8] (0:10.77)	0:34.17 [9] (0:11.12)	0:23.05 [8] (0:11.26)	0:11.79 [8] (0:11.79)	0.8L	0:34.17	+0
4	10	MAKE IT SO Erin Molloy	11	71.4 800m	0:10.53 800m	0:58.40 [4] (0:13.22)	0:45.18 [4] (0:10.53)	0:34.65 [3] (0:11.13)	0:23.52 [3] (0:11.27)	0:12.25 [1] (0:12.25)	1.3L	0:34.65	+2
5	1	LUVARCHIE James Orman	4	69.8 800m	0:10.71 800m	0:58.42 [5] (0:13.11)	0:45.31 [1] (0:10.71)	0:34.60 [4] (0:11.09)	0:23.51 [4] (0:11.29)	0:12.22 [3] (0:12.22)	1.4L	0:34.60	-5
6	13	STAR CHANCE Robbie Dolan	8	69.1 800m	0:10.72 800m	0:58.42 [6] (0:13.73)	0:44.69 [12] (0:10.72)	0:33.97 [12] (0:11.06)	0:22.91 [12] (0:11.10)	0:11.81 [11] (0:11.81)	1.5L	0:33.97	+0
7	4	IPHIMEDIA Jace McMurray	1	69.2 Overall	0:10.70 800m	0:58.81 [7] (0:13.23)	0:45.58 [6] (0:10.70)	0:34.88 [5] (0:11.12)	0:23.76 [6] (0:11.37)	0:12.39 [7] (0:12.39)	3.8L	0:34.88	-5
8	9	MR POLAR Brodie Moffat	10	72.1 800m	0:10.52 800m	0:58.82 [8] (0:13.22)	0:45.60 [5] (0:10.52)	0:35.08 [2] (0:11.09)	0:23.99 [1] (0:11.34)	0:12.65 [2] (0:12.65)	3.9L	0:35.08	-2
9	6	ASHILLA Minonette Kennedy	5	70.7 Overall	0:10.84 800m	0:59.02 [9] (0:13.35)	0:45.67 [9] (0:10.84)	0:34.83 [10] (0:11.08)	0:23.75 [10] (0:11.33)	0:12.42 [10] (0:12.42)	4.9L	0:34.83	-4
10	11	HIT Dale Smith	7	71.9 800m	0:10.55 800m	0:59.21 [10] (0:13.15)	0:46.06 [2] (0:10.55)	0:35.51 [1] (0:11.16)	0:24.35 [2] (0:11.54)	0:12.81 [6] (0:12.81)	5.9L	0:35.51	+0

Scratched: How Rude (#12)

[] Ranking at each section and finish
 -:-:- No data available at this section
 NA No data available

SCN Saddle cloth number
 DNF Did not finish
 DNT Did not track



Sunshine Coast QLD Professional
Race 5: IAT TRANSPORT BENCHMARK 58 Handicap - 1000m
02 February 2025 - 15:30



Track Rating: Good 4, Weather: Fine, Rail Position: +3m Entire

Section		Overall	800m	600m	400m	200m	Last 600m					
Field Times		0:58.10 (0:13.11)	0:44.99 (0:10.59)	0:34.40 (0:11.13)	0:23.27 (0:11.32)	0:11.95 (0:11.95)	0:34.40					
Rank	TAB Horse/Jockey	Barrier	Top Speed [km/h]	Fastest Section	Margin					Distance Travelled [m]		
11	3 ARTIE PANTZ Michael Rodd	2	68.8	0:10.76	0:59.33 [11]	0:46.14 [3]	0:35.38 [6]	0:24.31 [5]	0:12.81 [9]	6.4L	0:35.38	-4
			Overall	800m	(0:13.19)	(0:10.76)	(0:11.07)	(0:11.50)	(0:12.81)			
12	5 DIAMOND LASS Justin Huxtable	12	70.5	0:10.65	0:59.37 [12]	0:46.01 [10]	0:35.36 [7]	0:24.11 [9]	0:12.71 [12]	6.6L	0:35.36	+2
			800m	800m	(0:13.36)	(0:10.65)	(0:11.25)	(0:11.40)	(0:12.71)			

Scratched: How Rude (#12)

[] Ranking at each section and finish
 -:-:-:- No data available at this section
 NA No data available

SCN Saddle cloth number
 DNF Did not finish
 DNT Did not track



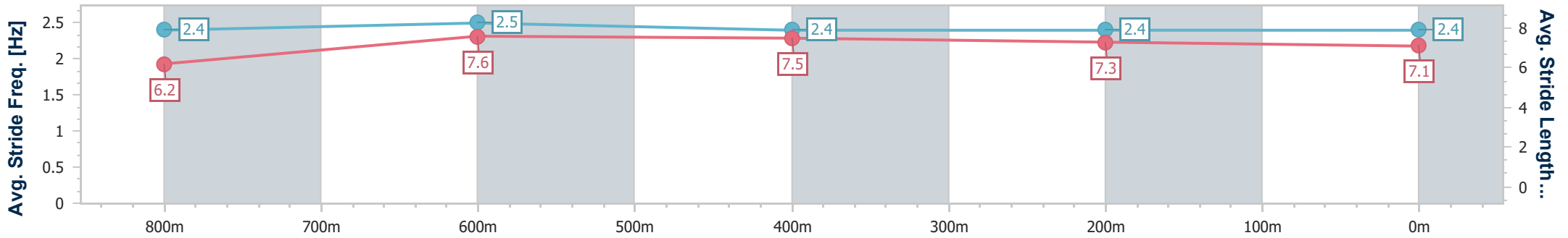
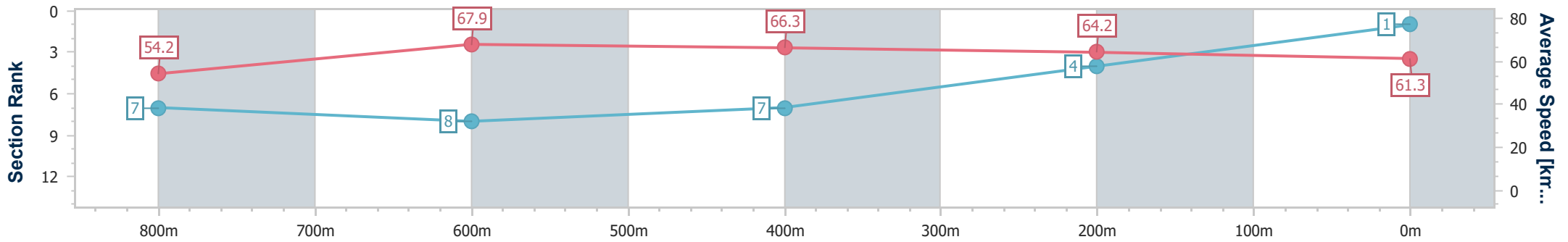
Horse/Jockey Name	New Hampshire
Final Rank	1
Fastest Section Time (Section)	0:10.80 (800m)
Top Speed [km/h] (Section)	70.0 (800m)
Race State	Finished



Sunshine Coast QLD Professional
 Race 5: IAT TRANSPORT BENCHMARK 58 Handicap - 1000m
 02 February 2025 - 15:30
 Track Rating: Good 4, Weather: Fine, Rail Position: +3m Entire



Section	Overall	800m	600m	400m	200m
Section Times	0:58.10 [1] (0:13.29)	0:44.81 [7] (0:10.80)	0:34.01 [8] (0:11.05)	0:22.96 [7] (0:11.23)	0:11.73 [4] (0:11.73)
Average Speed [km/h]	54.2	67.9	66.3	64.2	61.3
Top Speed [km/h]	69.9	70.0	67.8	65.4	64.6
Avg. Dist. to Rail [m]	5.2	4.6	2.9	5.2	6.3
Avg. Stride Freq. [Hz]	2.4	2.5	2.4	2.4	2.4
Avg. Stride Length [m]	6.2	7.6	7.5	7.3	7.1



- [] Ranking at each section and finish
- .-.- No data available at this section
- NA No data available



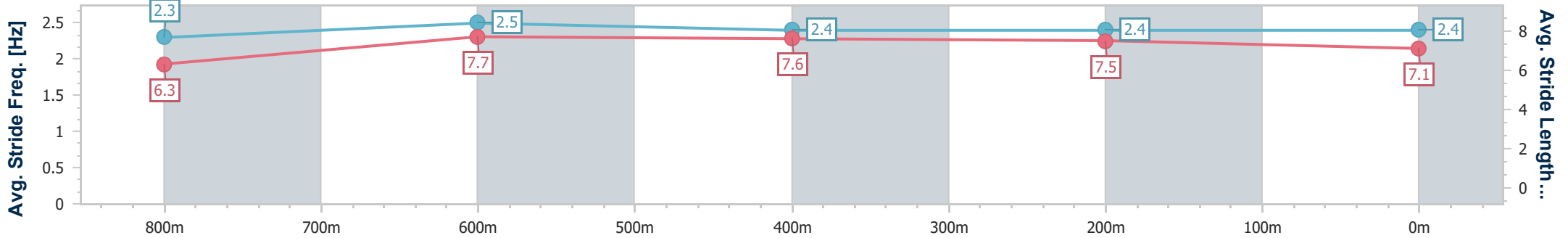
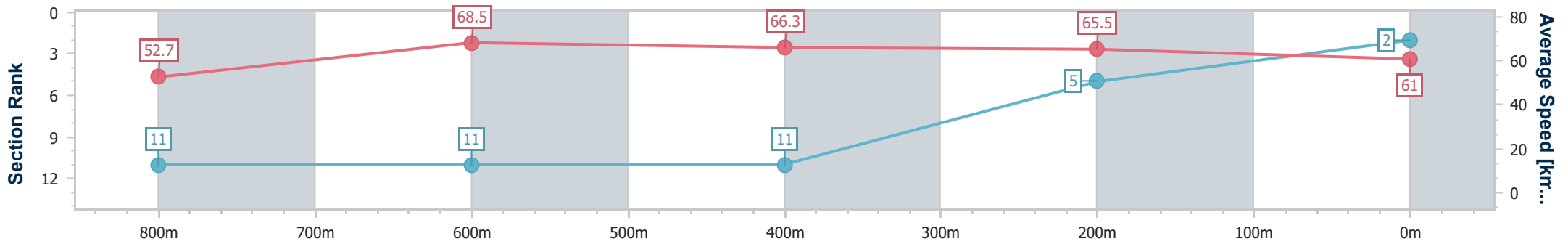
Horse/Jockey Name	Dibba Dobba
Final Rank	2
Fastest Section Time (Section)	0:10.68 (800m)
Top Speed [km/h] (Section)	69.1 (800m)
Race State	Finished



Sunshine Coast QLD Professional
 Race 5: IAT TRANSPORT BENCHMARK 58 Handicap - 1000m
 02 February 2025 - 15:30
 Track Rating: Good 4, Weather: Fine, Rail Position: +3m Entire



Section	Overall	800m	600m	400m	200m
Section Times	0:58.19 [2] (0:13.64)	0:44.55 [11] (0:10.68)	0:33.87 [11] (0:11.04)	0:22.83 [11] (0:11.02)	0:11.81 [5] (0:11.81)
Average Speed [km/h]	52.7	68.5	66.3	65.5	61.0
Top Speed [km/h]	67.4	69.1	68.6	66.1	63.8
Avg. Dist. to Rail [m]	7.4	4.7	2.8	6.3	7.7
Avg. Stride Freq. [Hz]	2.3	2.5	2.4	2.4	2.4
Avg. Stride Length [m]	6.3	7.7	7.6	7.5	7.1



- [] Ranking at each section and finish
- .-.- No data available at this section
- NA No data available



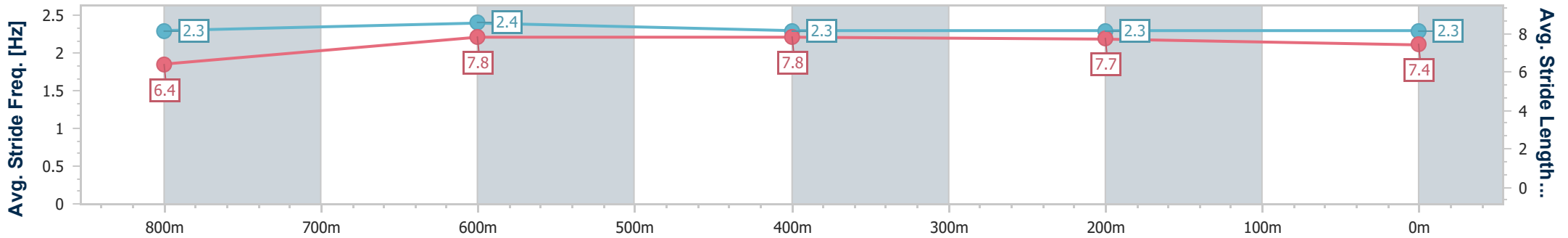
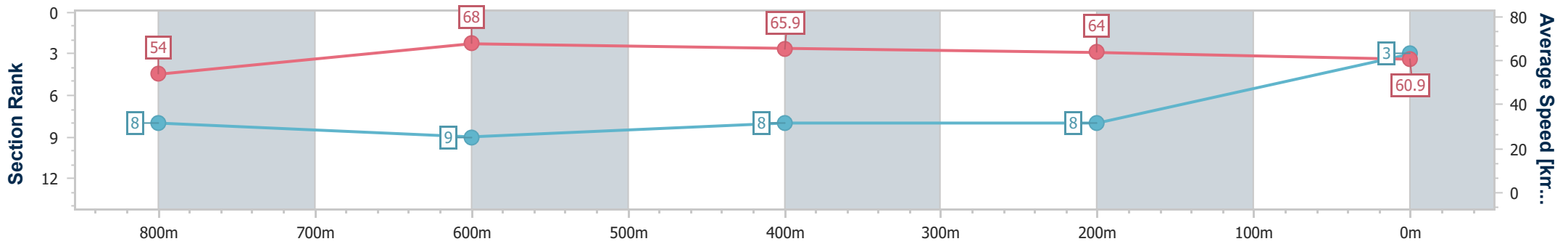
Horse/Jockey Name	Missile One
Final Rank	3
Fastest Section Time (Section)	0:10.77 (800m)
Top Speed [km/h] (Section)	68.9 (800m)
Race State	Finished



Sunshine Coast QLD Professional
 Race 5: IAT TRANSPORT BENCHMARK 58 Handicap - 1000m
 02 February 2025 - 15:30
 Track Rating: Good 4, Weather: Fine, Rail Position: +3m Entire



Section	Overall	800m	600m	400m	200m
Section Times	0:58.29 [3] (0:13.35)	0:44.94 [8] (0:10.77)	0:34.17 [9] (0:11.12)	0:23.05 [8] (0:11.26)	0:11.79 [8] (0:11.79)
Average Speed [km/h]	54.0	68.0	65.9	64.0	60.9
Top Speed [km/h]	68.0	68.9	67.6	65.3	63.7
Avg. Dist. to Rail [m]	9.2	4.9	2.5	4.0	2.9
Avg. Stride Freq. [Hz]	2.3	2.4	2.3	2.3	2.3
Avg. Stride Length [m]	6.4	7.8	7.8	7.7	7.4



- [] Ranking at each section and finish
- .-.- No data available at this section
- NA No data available



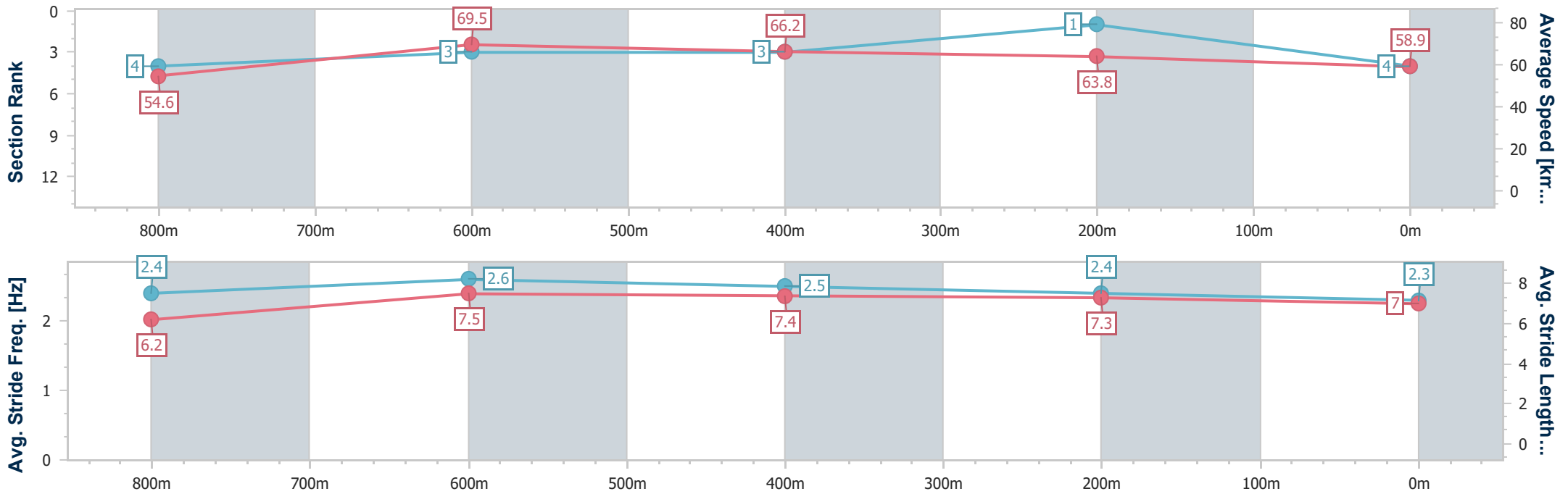
Horse/Jockey Name	Make It So
Final Rank	4
Fastest Section Time (Section)	0:10.53 (800m)
Top Speed [km/h] (Section)	71.4 (800m)
Race State	Finished



Sunshine Coast QLD Professional
 Race 5: IAT TRANSPORT BENCHMARK 58 Handicap - 1000m
 02 February 2025 - 15:30
 Track Rating: Good 4, Weather: Fine, Rail Position: +3m Entire



Section	Overall	800m	600m	400m	200m
Section Times	0:58.40 [4] (0:13.22)	0:45.18 [4] (0:10.53)	0:34.65 [3] (0:11.13)	0:23.52 [3] (0:11.27)	0:12.25 [1] (0:12.25)
Average Speed [km/h]	54.6	69.5	66.2	63.8	58.9
Top Speed [km/h]	71.4	71.4	68.1	66.0	61.9
Avg. Dist. to Rail [m]	10.8	5.6	3.6	5.0	4.7
Avg. Stride Freq. [Hz]	2.4	2.6	2.5	2.4	2.3
Avg. Stride Length [m]	6.2	7.5	7.4	7.3	7.0



- [] Ranking at each section and finish
- .-.- No data available at this section
- NA No data available



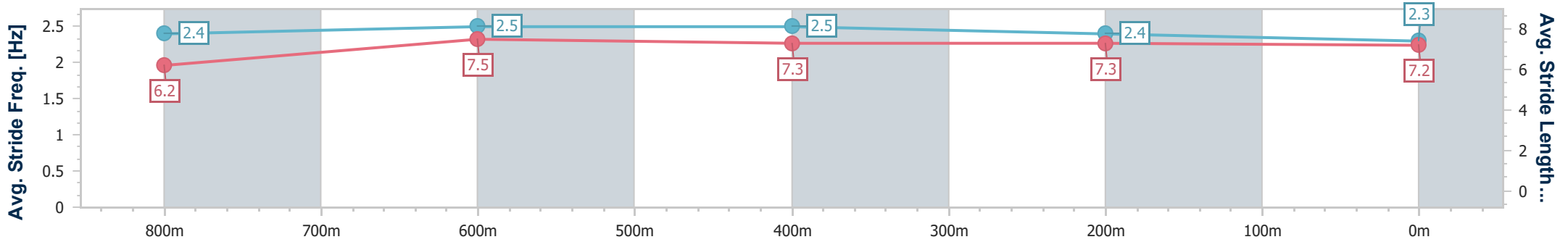
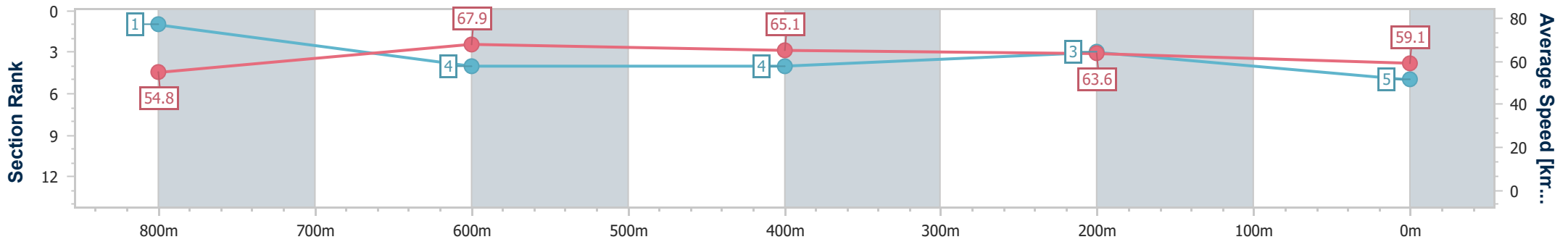
Horse/Jockey Name	Luvarchie
Final Rank	5
Fastest Section Time (Section)	0:10.71 (800m)
Top Speed [km/h] (Section)	69.8 (800m)
Race State	Finished



Sunshine Coast QLD Professional
 Race 5: IAT TRANSPORT BENCHMARK 58 Handicap - 1000m
 02 February 2025 - 15:30
 Track Rating: Good 4, Weather: Fine, Rail Position: +3m Entire



Section	Overall	800m	600m	400m	200m
Section Times	0:58.42 [5] (0:13.11)	0:45.31 [1] (0:10.71)	0:34.60 [4] (0:11.09)	0:23.51 [4] (0:11.29)	0:12.22 [3] (0:12.22)
Average Speed [km/h]	54.8	67.9	65.1	63.6	59.1
Top Speed [km/h]	69.4	69.8	66.9	65.7	62.1
Avg. Dist. to Rail [m]	5.9	3.0	0.5	0.3	0.6
Avg. Stride Freq. [Hz]	2.4	2.5	2.5	2.4	2.3
Avg. Stride Length [m]	6.2	7.5	7.3	7.3	7.2



- [] Ranking at each section and finish
- .-.- No data available at this section
- NA No data available



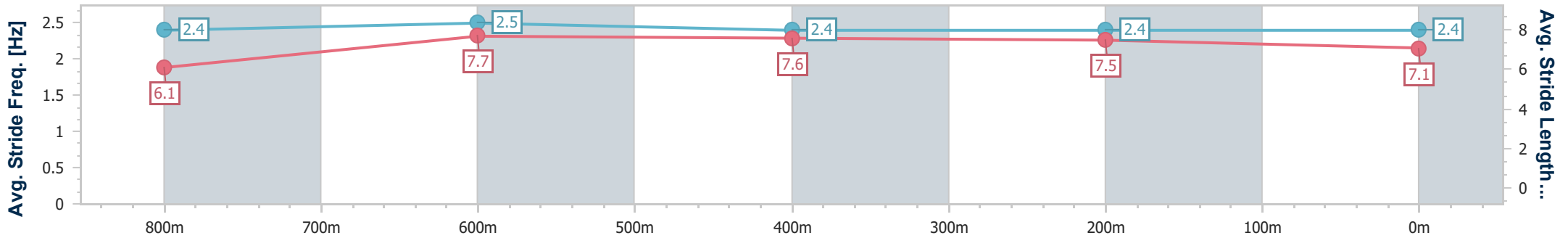
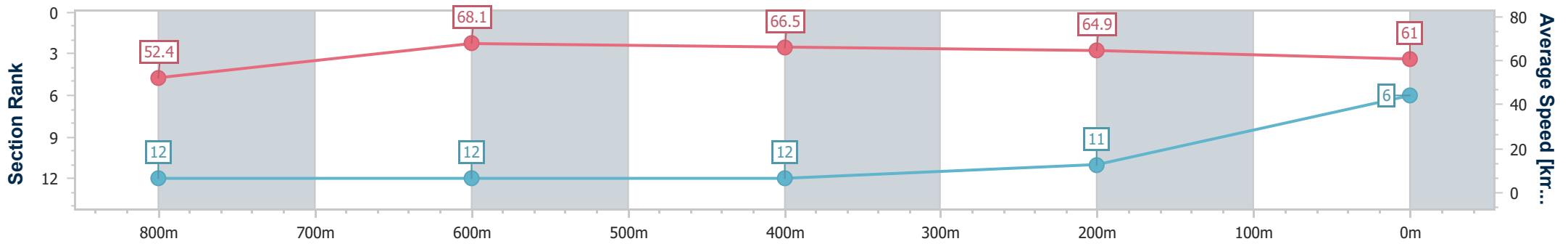
Horse/Jockey Name	Star Chance
Final Rank	6
Fastest Section Time (Section)	0:10.72 (800m)
Top Speed [km/h] (Section)	69.1 (800m)
Race State	Finished



Sunshine Coast QLD Professional
 Race 5: IAT TRANSPORT BENCHMARK 58 Handicap - 1000m
 02 February 2025 - 15:30
 Track Rating: Good 4, Weather: Fine, Rail Position: +3m Entire



Section	Overall	800m	600m	400m	200m
Section Times	0:58.42 [6] (0:13.73)	0:44.69 [12] (0:10.72)	0:33.97 [12] (0:11.06)	0:22.91 [12] (0:11.10)	0:11.81 [11] (0:11.81)
Average Speed [km/h]	52.4	68.1	66.5	64.9	61.0
Top Speed [km/h]	68.0	69.1	67.4	66.9	64.5
Avg. Dist. to Rail [m]	8.5	4.8	3.1	6.1	7.7
Avg. Stride Freq. [Hz]	2.4	2.5	2.4	2.4	2.4
Avg. Stride Length [m]	6.1	7.7	7.6	7.5	7.1



- [] Ranking at each section and finish
- .-.- No data available at this section
- NA No data available



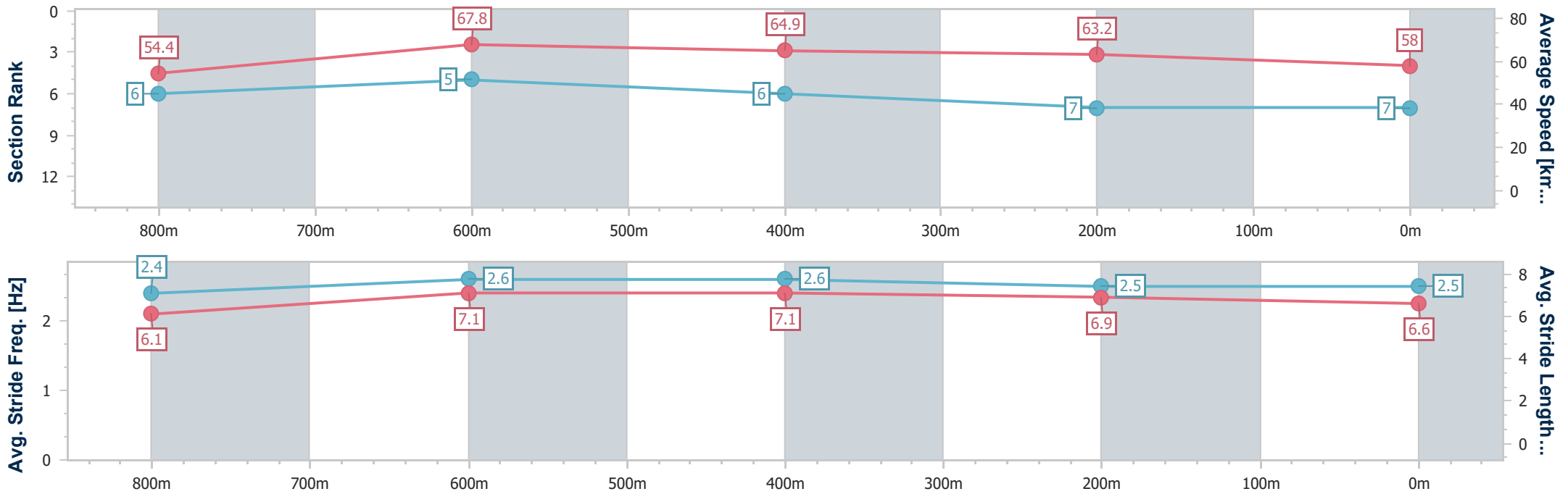
Horse/Jockey Name	Iphimedia
Final Rank	7
Fastest Section Time (Section)	0:10.70 (800m)
Top Speed [km/h] (Section)	69.2 (Overall)
Race State	Finished



Sunshine Coast QLD Professional
 Race 5: IAT TRANSPORT BENCHMARK 58 Handicap - 1000m
 02 February 2025 - 15:30
 Track Rating: Good 4, Weather: Fine, Rail Position: +3m Entire



Section	Overall	800m	600m	400m	200m
Section Times	0:58.81 [7] (0:13.23)	0:45.58 [6] (0:10.70)	0:34.88 [5] (0:11.12)	0:23.76 [6] (0:11.37)	0:12.39 [7] (0:12.39)
Average Speed [km/h]	54.4	67.8	64.9	63.2	58.0
Top Speed [km/h]	69.2	68.9	66.6	64.9	61.4
Avg. Dist. to Rail [m]	2.7	1.8	0.5	0.5	0.5
Avg. Stride Freq. [Hz]	2.4	2.6	2.6	2.5	2.5
Avg. Stride Length [m]	6.1	7.1	7.1	6.9	6.6



- [] Ranking at each section and finish
- .-.- No data available at this section
- NA No data available



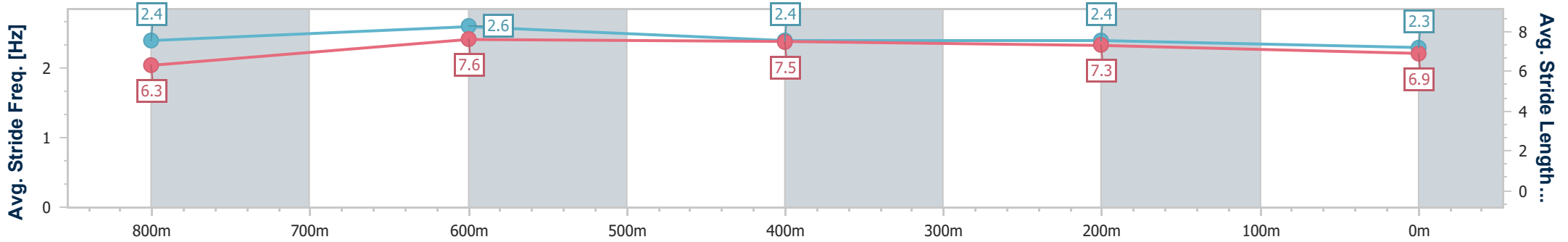
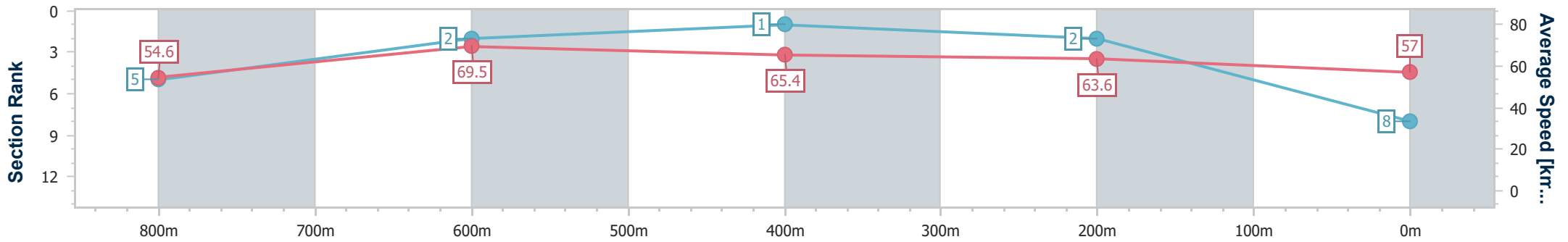
Horse/Jockey Name	Mr Polar
Final Rank	8
Fastest Section Time (Section)	0:10.52 (800m)
Top Speed [km/h] (Section)	72.1 (800m)
Race State	Finished



Sunshine Coast QLD Professional
 Race 5: IAT TRANSPORT BENCHMARK 58 Handicap - 1000m
 02 February 2025 - 15:30
 Track Rating: Good 4, Weather: Fine, Rail Position: +3m Entire



Section	Overall	800m	600m	400m	200m
Section Times	0:58.82 [8] (0:13.22)	0:45.60 [5] (0:10.52)	0:35.08 [2] (0:11.09)	0:23.99 [1] (0:11.34)	0:12.65 [2] (0:12.65)
Average Speed [km/h]	54.6	69.5	65.4	63.6	57.0
Top Speed [km/h]	70.7	72.1	67.4	65.1	61.2
Avg. Dist. to Rail [m]	10.3	4.6	2.0	3.3	2.7
Avg. Stride Freq. [Hz]	2.4	2.6	2.4	2.4	2.3
Avg. Stride Length [m]	6.3	7.6	7.5	7.3	6.9



- [] Ranking at each section and finish
- .-.- No data available at this section
- NA No data available



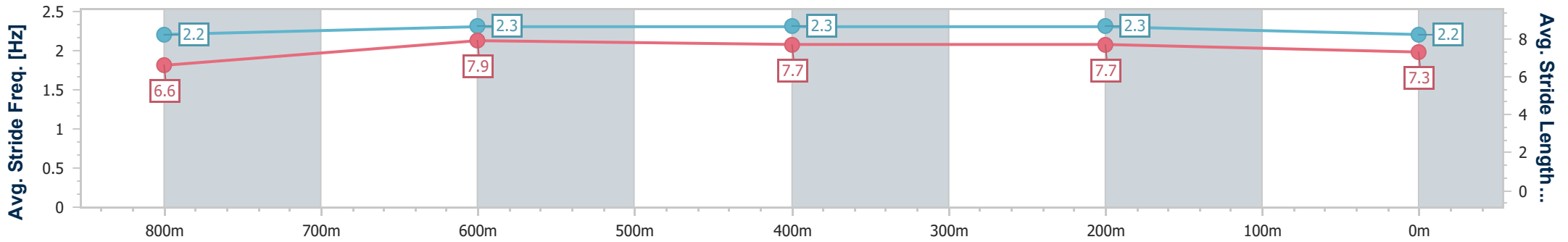
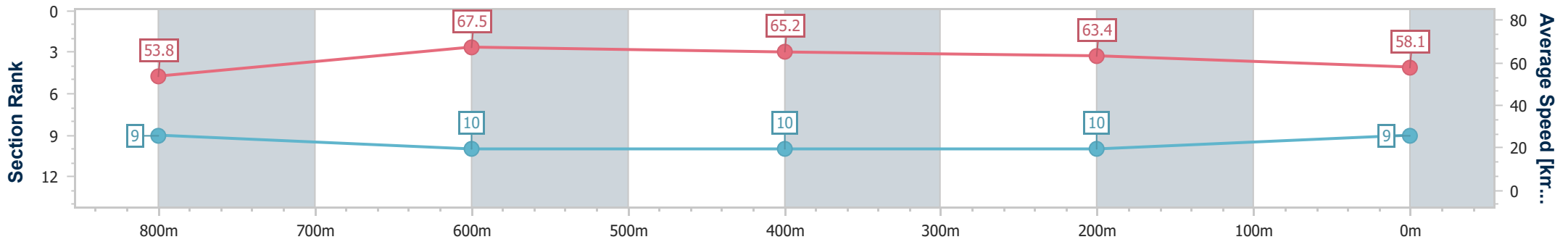
Horse/Jockey Name	Ashilla
Final Rank	9
Fastest Section Time (Section)	0:10.84 (800m)
Top Speed [km/h] (Section)	70.7 (Overall)
Race State	Finished



Sunshine Coast QLD Professional
 Race 5: IAT TRANSPORT BENCHMARK 58 Handicap - 1000m
 02 February 2025 - 15:30
 Track Rating: Good 4, Weather: Fine, Rail Position: +3m Entire



Section	Overall	800m	600m	400m	200m
Section Times	0:59.02 [9] (0:13.35)	0:45.67 [9] (0:10.84)	0:34.83 [10] (0:11.08)	0:23.75 [10] (0:11.33)	0:12.42 [10] (0:12.42)
Average Speed [km/h]	53.8	67.5	65.2	63.4	58.1
Top Speed [km/h]	70.7	70.5	67.3	64.5	61.8
Avg. Dist. to Rail [m]	7.0	3.8	0.7	0.3	0.2
Avg. Stride Freq. [Hz]	2.2	2.3	2.3	2.3	2.2
Avg. Stride Length [m]	6.6	7.9	7.7	7.7	7.3



- [] Ranking at each section and finish
- .-.- No data available at this section
- NA No data available



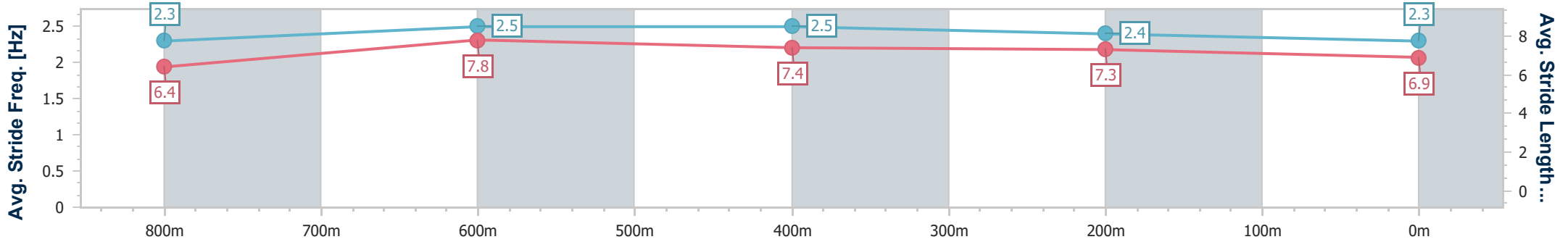
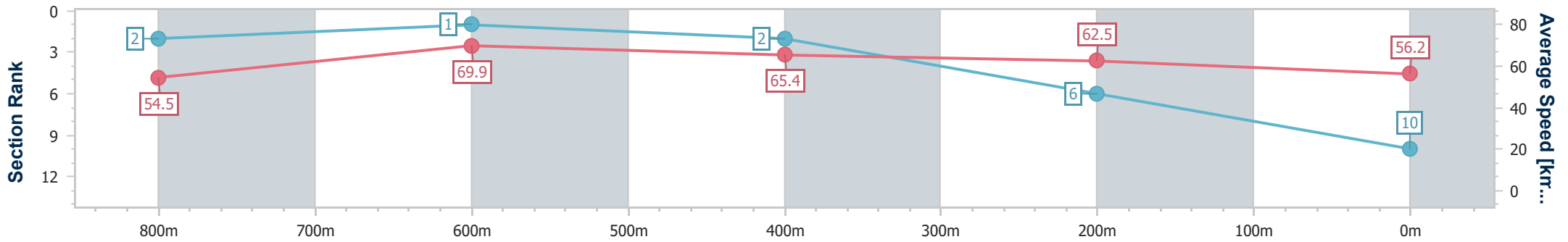
Horse/Jockey Name	Hit
Final Rank	10
Fastest Section Time (Section)	0:10.55 (800m)
Top Speed [km/h] (Section)	71.9 (800m)
Race State	Finished



Sunshine Coast QLD Professional
 Race 5: IAT TRANSPORT BENCHMARK 58 Handicap - 1000m
 02 February 2025 - 15:30
 Track Rating: Good 4, Weather: Fine, Rail Position: +3m Entire



Section	Overall	800m	600m	400m	200m
Section Times	0:59.21 [10] (0:13.15)	0:46.06 [2] (0:10.55)	0:35.51 [1] (0:11.16)	0:24.35 [2] (0:11.54)	0:12.81 [6] (0:12.81)
Average Speed [km/h]	54.5	69.9	65.4	62.5	56.2
Top Speed [km/h]	69.5	71.9	68.9	66.0	59.4
Avg. Dist. to Rail [m]	8.2	5.4	2.6	2.0	3.4
Avg. Stride Freq. [Hz]	2.3	2.5	2.5	2.4	2.3
Avg. Stride Length [m]	6.4	7.8	7.4	7.3	6.9



- [] Ranking at each section and finish
- .-.- No data available at this section
- NA No data available



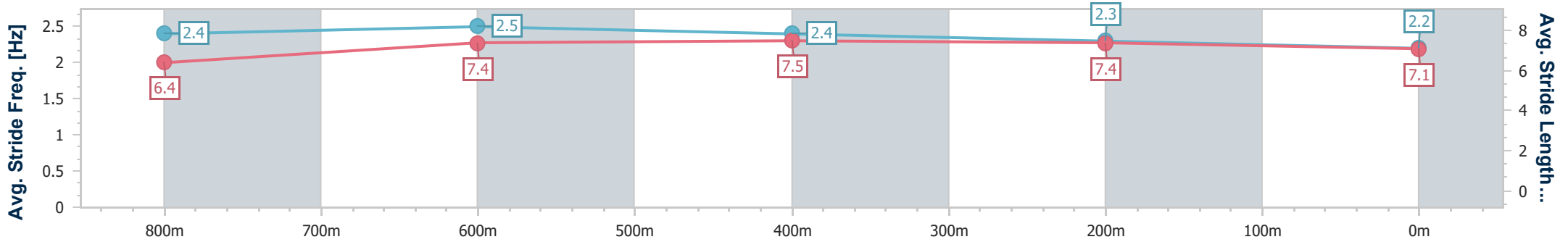
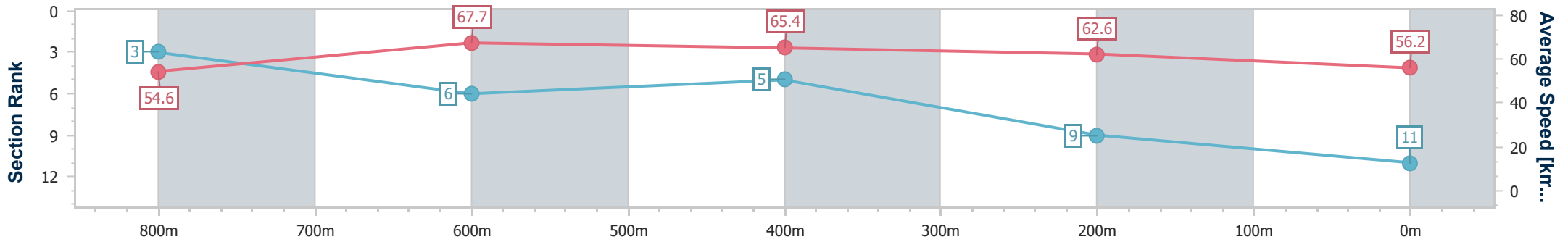
Horse/Jockey Name	Artie Pantz
Final Rank	11
Fastest Section Time (Section)	0:10.76 (800m)
Top Speed [km/h] (Section)	68.8 (Overall)
Race State	Finished



Sunshine Coast QLD Professional
 Race 5: IAT TRANSPORT BENCHMARK 58 Handicap - 1000m
 02 February 2025 - 15:30
 Track Rating: Good 4, Weather: Fine, Rail Position: +3m Entire



Section	Overall	800m	600m	400m	200m
Section Times	0:59.33 [11] (0:13.19)	0:46.14 [3] (0:10.76)	0:35.38 [6] (0:11.07)	0:24.31 [5] (0:11.50)	0:12.81 [9] (0:12.81)
Average Speed [km/h]	54.6	67.7	65.4	62.6	56.2
Top Speed [km/h]	68.8	68.5	67.3	64.6	60.8
Avg. Dist. to Rail [m]	4.1	3.1	1.1	1.7	2.0
Avg. Stride Freq. [Hz]	2.4	2.5	2.4	2.3	2.2
Avg. Stride Length [m]	6.4	7.4	7.5	7.4	7.1



- [] Ranking at each section and finish
- .-.- No data available at this section
- NA No data available



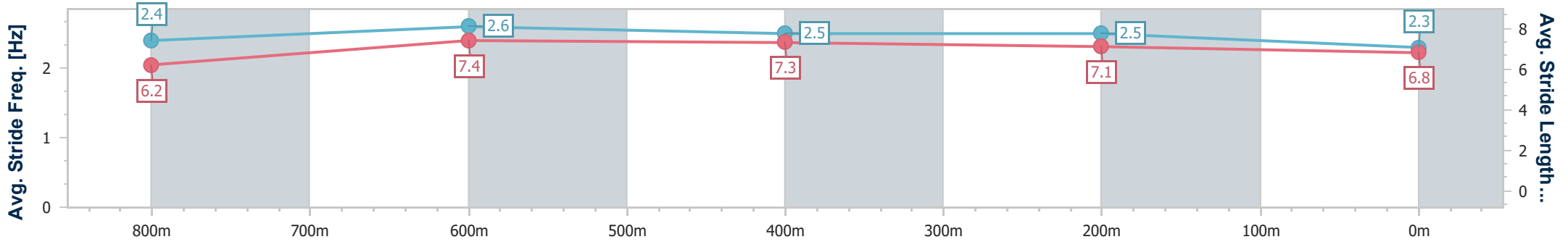
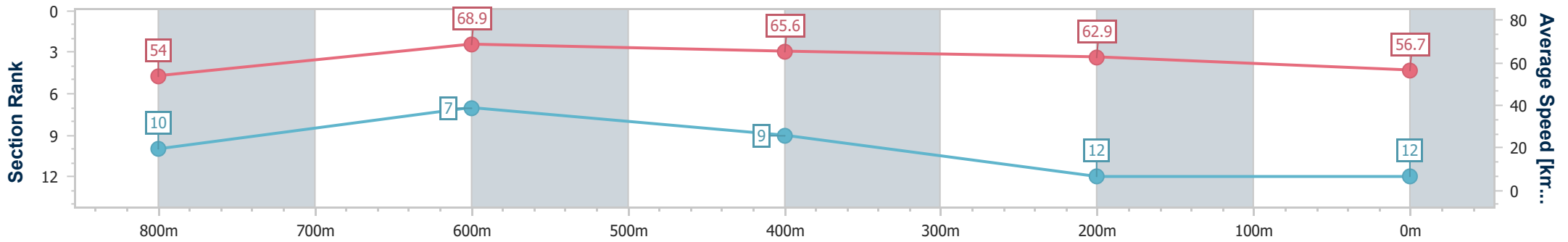
Horse/Jockey Name	Diamond Lass
Final Rank	12
Fastest Section Time (Section)	0:10.65 (800m)
Top Speed [km/h] (Section)	70.5 (800m)
Race State	Finished



Sunshine Coast QLD Professional
 Race 5: IAT TRANSPORT BENCHMARK 58 Handicap - 1000m
 02 February 2025 - 15:30
 Track Rating: Good 4, Weather: Fine, Rail Position: +3m Entire



Section	Overall	800m	600m	400m	200m
Section Times	0:59.37 [12] (0:13.36)	0:46.01 [10] (0:10.65)	0:35.36 [7] (0:11.25)	0:24.11 [9] (0:11.40)	0:12.71 [12] (0:12.71)
Average Speed [km/h]	54.0	68.9	65.6	62.9	56.7
Top Speed [km/h]	69.0	70.5	66.8	65.2	60.1
Avg. Dist. to Rail [m]	12.5	6.0	3.8	6.8	6.2
Avg. Stride Freq. [Hz]	2.4	2.6	2.5	2.5	2.3
Avg. Stride Length [m]	6.2	7.4	7.3	7.1	6.8



- [] Ranking at each section and finish
- .-.- No data available at this section
- NA No data available



Sunshine Coast QLD Professional

Race 6: BUTLER MCDERMOTT LAWYERS Class 1 Handicap - 1800m

02 February 2025 - 16:10



Track Rating: Good 4, Weather: Fine, Rail Position: +3m Entire

Section		Overall											Last 600m						
Field Times		1:51.82											0:35.67						
		(0:14.01)											(0:12.12)						
		1600m	1400m	1200m	1000m	800m	600m	400m	200m	100m	50m	25m	12.5m						
		1:37.81	1:26.15	1:13.84	1:01.45	0:48.59	0:35.67	0:21.82	0:12.86	0:07.86	0:04.86	0:02.86	0:01.86						
		(0:11.66)	(0:12.31)	(0:12.39)	(0:12.86)	(0:12.92)	(0:12.12)	(0:12.12)	(0:12.12)	(0:12.12)	(0:12.12)	(0:12.12)	(0:12.12)						
Rank	TAB	Horse/Jockey	Barrier	Top Speed [km/h]	Fastest Section	Overall	1600m	1400m	1200m	1000m	800m	600m	400m	200m	100m	50m	12.5m	Distance Travelled [m]	
1	5	HEREDITARY	1	64.6	0:11.26	1:51.82 [1]	1:37.64 [4]	1:25.57 [5]	1:13.17 [5]	1:00.68 [6]	0:47.86 [6]	0:35.09 [6]	0:35.09						
		Boris Thornton		400m	400m	(0:14.18)	(0:12.07)	(0:12.40)	(0:12.49)	(0:12.82)	(0:12.77)	(0:12.01)							
2	3	VICTORY FLAME	8	63.4	0:11.47	1:51.94 [2]	1:37.85 [3]	1:26.08 [2]	1:13.76 [2]	1:01.36 [2]	0:48.57 [2]	0:35.69 [2]	0:35.69						+3
		Jag Guthmann-Chester		400m	400m	(0:14.09)	(0:11.77)	(0:12.32)	(0:12.40)	(0:12.79)	(0:12.88)	(0:12.12)							
3	1	SACRED BULL	13	64.5	0:11.28	1:52.24 [3]	1:37.48 [10]	1:25.28 [10]	1:12.88 [10]	1:00.29 [10]	0:47.72 [9]	0:35.05 [9]	0:35.05						+8
		Jake Bayliss		400m	400m	(0:14.76)	(0:12.20)	(0:12.40)	(0:12.59)	(0:12.57)	(0:12.67)	(0:11.93)							
4	2	KHANT QUIT	3	64.0	0:11.62	1:52.33 [4]	1:38.32 [1]	1:26.66 [1]	1:14.35 [1]	1:01.96 [1]	0:49.10 [1]	0:36.18 [1]	0:36.18						-2
		Micheal Hellyer		1600m	400m	(0:14.01)	(0:11.66)	(0:12.31)	(0:12.39)	(0:12.86)	(0:12.92)	(0:12.12)							
5	6	SMOKIN' DE QUO	2	62.5	0:11.58	1:52.53 [5]	1:38.46 [2]	1:26.56 [3]	1:14.21 [3]	1:01.72 [3]	0:48.89 [4]	0:36.01 [4]	0:36.01						+0
		Jace McMurray		400m	400m	(0:14.07)	(0:11.90)	(0:12.35)	(0:12.49)	(0:12.83)	(0:12.88)	(0:12.06)							
6	11	MIGRATORY	4	63.3	0:11.62	1:52.60 [6]	1:38.39 [5]	1:26.51 [4]	1:14.22 [4]	1:01.78 [4]	0:49.00 [3]	0:36.12 [3]	0:36.12						+5
		Justin Stanley		400m	400m	(0:14.21)	(0:11.88)	(0:12.29)	(0:12.44)	(0:12.78)	(0:12.88)	(0:12.09)							
7	10	SMART BINT	6	62.8	0:11.64	1:52.76 [7]	1:38.43 [6]	1:26.38 [6]	1:14.03 [6]	1:01.63 [5]	0:48.88 [5]	0:36.06 [5]	0:36.06						+5
		Angela Jones		400m	400m	(0:14.33)	(0:12.05)	(0:12.35)	(0:12.40)	(0:12.75)	(0:12.82)	(0:12.08)							
8	9	BLUEPRINT	7	63.0	0:11.66	1:52.80 [8]	1:38.10 [9]	1:26.10 [8]	1:13.78 [7]	1:01.27 [8]	0:48.59 [8]	0:35.93 [7]	0:35.93						-2
		Robbie Dolan		400m	400m	(0:14.70)	(0:12.00)	(0:12.32)	(0:12.51)	(0:12.68)	(0:12.66)	(0:11.90)							
9	8	FORT DENISON	11	62.8	0:11.66	1:53.31 [9]	1:38.89 [7]	1:26.65 [7]	1:14.26 [8]	1:01.81 [7]	0:49.13 [7]	0:36.34 [8]	0:36.34						+7
		Georgina Cartwright		400m	400m	(0:14.42)	(0:12.24)	(0:12.39)	(0:12.45)	(0:12.68)	(0:12.79)	(0:12.03)							
10	13	SUPERARGO	12	61.4	0:12.01	1:55.16 [10]	1:40.53 [8]	1:28.25 [9]	1:15.80 [9]	1:03.22 [9]	0:50.64 [10]	0:37.89 [10]	0:37.89						+2
		Luke Tarrant		400m	400m	(0:14.63)	(0:12.28)	(0:12.45)	(0:12.58)	(0:12.58)	(0:12.75)	(0:12.08)							

Scratched: Casino Coast (#14), Lovezeladys (#12), Dark Thinker (#4), Aces Up (#7)

[] Ranking at each section and finish
 -:-:- No data available at this section
 NA No data available

SCN Saddle cloth number
 DNF Did not finish
 DNT Did not track



Sunshine Coast QLD Professional

Race 6: BUTLER MCDERMOTT LAWYERS Class 1 Handicap - 1800m

02 February 2025 - 16:10



Track Rating: Good 4, Weather: Fine, Rail Position: +3m Entire

Section				400m	200m			Last 600m		
Field Times				0:23.55 (0:11.57)	0:11.98 (0:11.98)			0:35.67		
Rank	TAB	Horse/Jockey	Barrier	Top Speed [km/h]	Fastest Section	Margin			Distance Travelled [m]	
1	5	HEREDITARY Boris Thornton	1	64.6 400m	0:11.26 400m	0:23.08 [5] (0:11.26)	0:11.82 [3] (0:11.82)	1:51.82	0:35.09	
2	3	VICTORY FLAME Jag Guthmann-Chester	8	63.4 400m	0:11.47 400m	0:23.57 [2] (0:11.47)	0:12.10 [1] (0:12.10)	0.5L	0:35.69	+3
3	1	SACRED BULL Jake Bayliss	13	64.5 400m	0:11.28 400m	0:23.12 [9] (0:11.28)	0:11.84 [6] (0:11.84)	2L	0:35.05	+8
4	2	KHANT QUIT Micheal Hellyer	3	64.0 1600m	0:11.62 400m	0:24.06 [1] (0:11.62)	0:12.44 [2] (0:12.44)	2.4L	0:36.18	-2
5	6	SMOKIN' DE QUO Jace McMurray	2	62.5 400m	0:11.58 400m	0:23.95 [4] (0:11.58)	0:12.37 [4] (0:12.37)	3.4L	0:36.01	+0
6	11	MIGRATORY Justin Stanley	4	63.3 400m	0:11.62 400m	0:24.03 [3] (0:11.62)	0:12.41 [5] (0:12.41)	3.7L	0:36.12	+5
7	10	SMART BINT Angela Jones	6	62.8 400m	0:11.64 400m	0:23.98 [7] (0:11.64)	0:12.34 [7] (0:12.34)	4.5L	0:36.06	+5
8	9	BLUEPRINT Robbie Dolan	7	63.0 400m	0:11.66 400m	0:24.03 [6] (0:11.66)	0:12.37 [8] (0:12.37)	4.7L	0:35.93	-2
9	8	FORT DENISON Georgina Cartwright	11	62.8 400m	0:11.66 400m	0:24.31 [8] (0:11.66)	0:12.65 [9] (0:12.65)	7.7L	0:36.34	+7
10	13	SUPERARGO Luke Tarrant	12	61.4 400m	0:12.01 400m	0:25.81 [10] (0:12.01)	0:13.80 [10] (0:13.80)	18.5L	0:37.89	+2

Scratched: Casino Coast (#14), Lovezeladys (#12), Dark Thinker (#4), Aces Up (#7)

[] Ranking at each section and finish
 -:-:- No data available at this section
 NA No data available

SCN Saddle cloth number
 DNF Did not finish
 DNT Did not track



Horse/Jockey Name	Hereditary
Final Rank	1
Fastest Section Time (Section)	0:11.26 (400m)
Top Speed [km/h] (Section)	64.6 (400m)
Race State	Finished



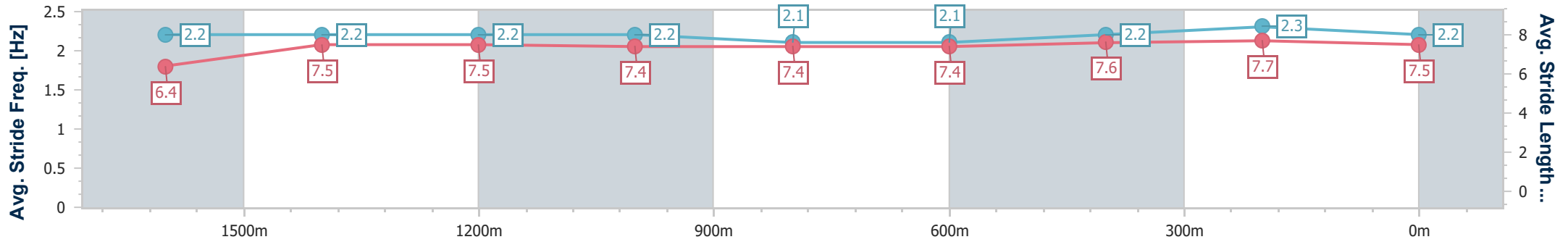
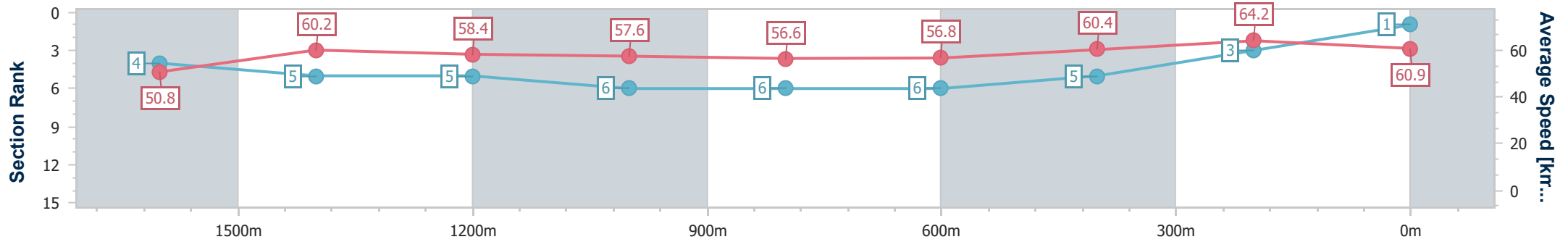
Sunshine Coast QLD Professional
Race 6: BUTLER MCDERMOTT LAWYERS Class 1 Handicap - 1800m



02 February 2025 - 16:10

Track Rating: Good 4, Weather: Fine, Rail Position: +3m Entire

Section	Overall	1600m	1400m	1200m	1000m	800m	600m	400m	200m				
Section Times	1:51.82 [1] (0:14.18)	1:37.64 [4] (0:12.07)	1:25.57 [5] (0:12.40)	1:13.17 [5] (0:12.49)	1:00.68 [6] (0:12.82)	0:47.86 [6] (0:12.77)	0:35.09 [6] (0:12.01)	0:23.08 [5] (0:11.26)	0:11.82 [3] (0:11.82)				
Average Speed [km/h]	50.8	60.2	58.4	57.6	56.6	56.8	60.4	64.2	60.9				
Top Speed [km/h]	61.1	60.8	60.0	58.4	58.5	58.9	63.2	64.6	63.7				
Avg. Dist. to Rail [m]	2.6	2.1	2.2	2.3	2.1	1.5	1.6	3.0	4.3				
Avg. Stride Freq. [Hz]	2.2	2.2	2.2	2.2	2.1	2.1	2.2	2.3	2.2				
Avg. Stride Length [m]	6.4	7.5	7.5	7.4	7.4	7.4	7.6	7.7	7.5				



- [] Ranking at each section and finish
- .-.- No data available at this section
- NA No data available



Horse/Jockey Name	Victory Flame
Final Rank	2
Fastest Section Time (Section)	0:11.47 (400m)
Top Speed [km/h] (Section)	63.4 (400m)
Race State	Finished



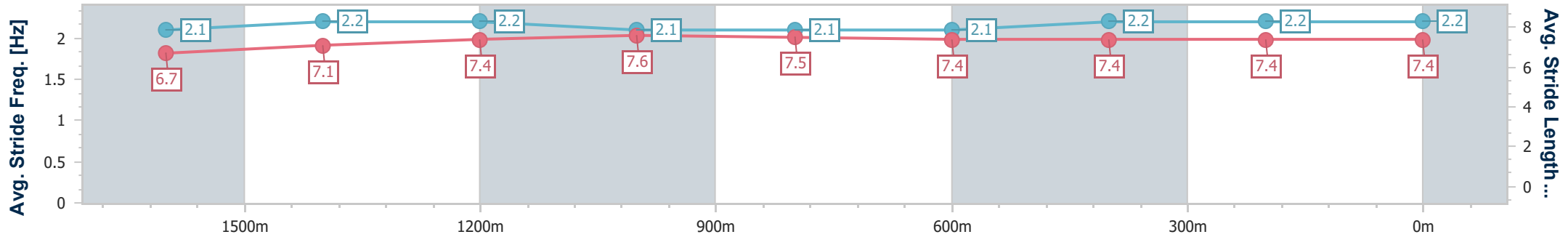
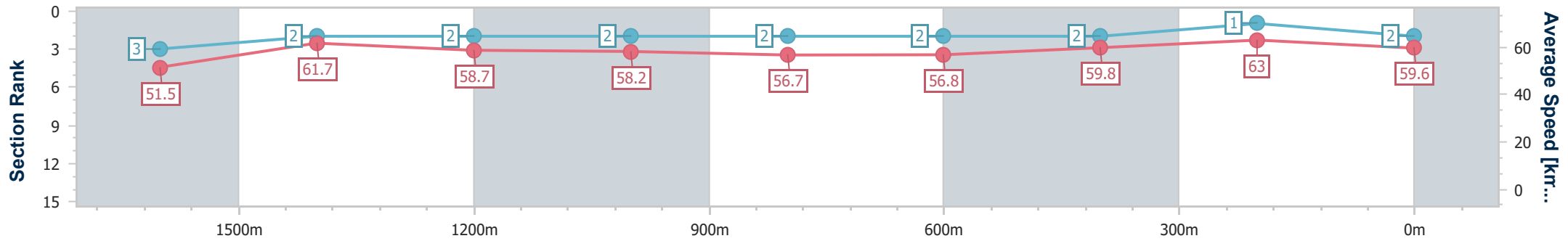
Sunshine Coast QLD Professional
Race 6: BUTLER MCDERMOTT LAWYERS Class 1 Handicap - 1800m



02 February 2025 - 16:10

Track Rating: Good 4, Weather: Fine, Rail Position: +3m Entire

Section	Overall	1600m	1400m	1200m	1000m	800m	600m	400m	200m				
Section Times	1:51.94 [2] (0:14.09)	1:37.85 [3] (0:11.77)	1:26.08 [2] (0:12.32)	1:13.76 [2] (0:12.40)	1:01.36 [2] (0:12.79)	0:48.57 [2] (0:12.88)	0:35.69 [2] (0:12.12)	0:23.57 [2] (0:11.47)	0:12.10 [1] (0:12.10)				
Average Speed [km/h]	51.5	61.7	58.7	58.2	56.7	56.8	59.8	63.0	59.6				
Top Speed [km/h]	62.2	62.9	60.7	58.8	57.8	58.2	61.8	63.4	62.1				
Avg. Dist. to Rail [m]	6.7	2.9	2.4	2.9	2.8	2.2	1.6	2.8	4.1				
Avg. Stride Freq. [Hz]	2.1	2.2	2.2	2.1	2.1	2.1	2.2	2.2	2.2				
Avg. Stride Length [m]	6.7	7.1	7.4	7.6	7.5	7.4	7.4	7.4	7.4				



- [] Ranking at each section and finish
- .-.- No data available at this section
- NA No data available



Horse/Jockey Name	Sacred Bull
Final Rank	3
Fastest Section Time (Section)	0:11.28 (400m)
Top Speed [km/h] (Section)	64.5 (400m)
Race State	Finished



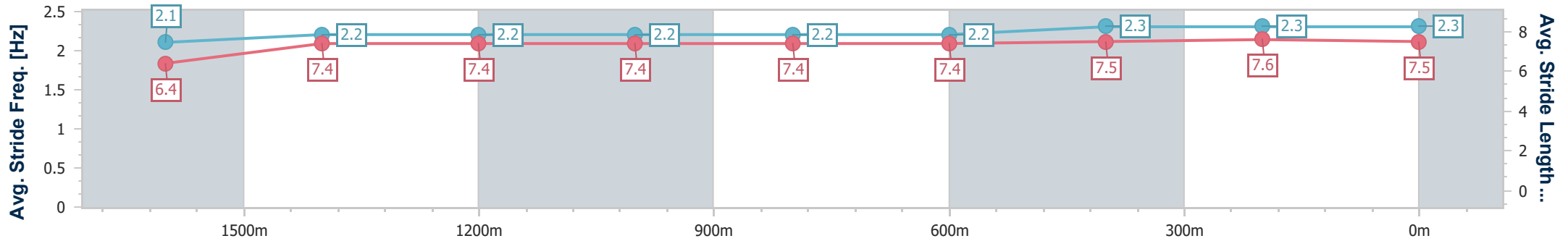
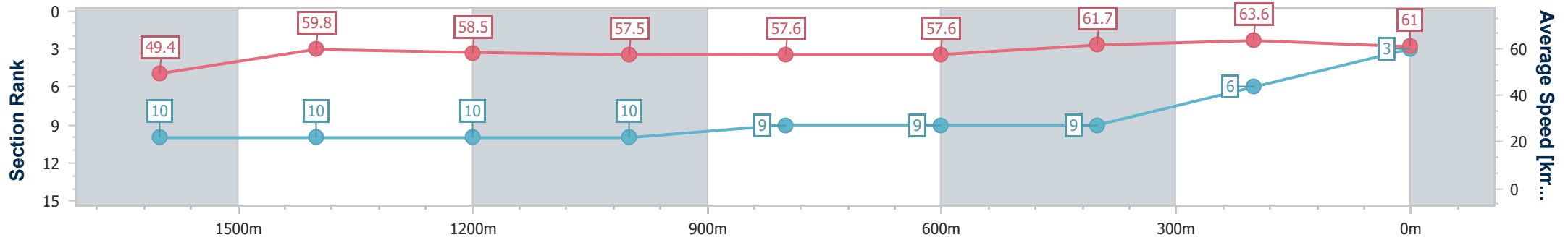
Sunshine Coast QLD Professional
Race 6: BUTLER MCDERMOTT LAWYERS Class 1 Handicap - 1800m



02 February 2025 - 16:10

Track Rating: Good 4, Weather: Fine, Rail Position: +3m Entire

Section	Overall	1600m	1400m	1200m	1000m	800m	600m	400m	200m				
Section Times	1:52.24 [3] (0:14.76)	1:37.48 [10] (0:12.20)	1:25.28 [10] (0:12.40)	1:12.88 [10] (0:12.59)	1:00.29 [10] (0:12.57)	0:47.72 [9] (0:12.67)	0:35.05 [9] (0:11.93)	0:23.12 [9] (0:11.28)	0:11.84 [6] (0:11.84)				
Average Speed [km/h]	49.4	59.8	58.5	57.5	57.6	57.6	61.7	63.6	61.0				
Top Speed [km/h]	61.7	60.7	59.3	59.8	60.0	60.0	64.0	64.5	63.0				
Avg. Dist. to Rail [m]	9.6	4.0	3.3	3.4	3.0	2.6	3.6	6.1	6.1				
Avg. Stride Freq. [Hz]	2.1	2.2	2.2	2.2	2.2	2.2	2.3	2.3	2.3				
Avg. Stride Length [m]	6.4	7.4	7.4	7.4	7.4	7.4	7.5	7.6	7.5				



- [] Ranking at each section and finish
- .-.- No data available at this section
- NA No data available



Horse/Jockey Name	Khant Quit
Final Rank	4
Fastest Section Time (Section)	0:11.62 (400m)
Top Speed [km/h] (Section)	64.0 (1600m)
Race State	Finished



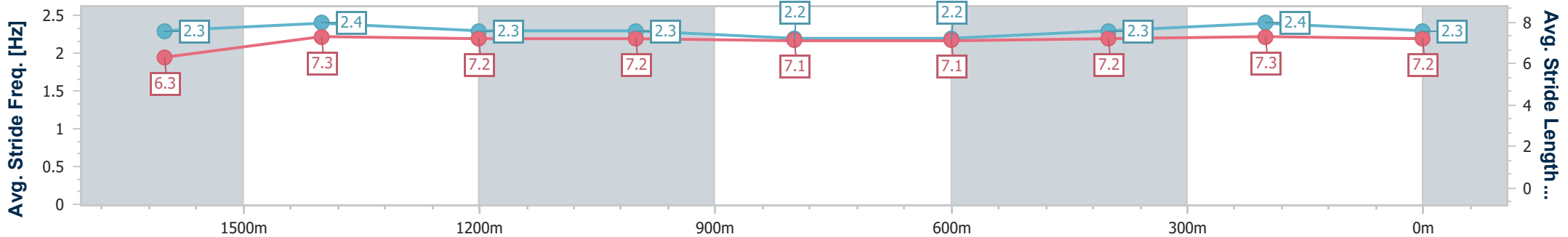
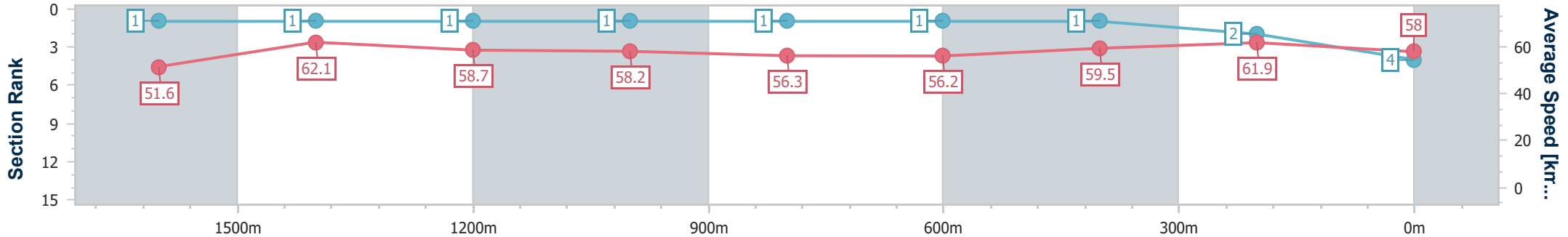
Sunshine Coast QLD Professional
Race 6: BUTLER MCDERMOTT LAWYERS Class 1 Handicap - 1800m



02 February 2025 - 16:10

Track Rating: Good 4, Weather: Fine, Rail Position: +3m Entire

Section	Overall	1600m	1400m	1200m	1000m	800m	600m	400m	200m			
Section Times	1:52.33 [4] (0:14.01)	1:38.32 [1] (0:11.66)	1:26.66 [1] (0:12.31)	1:14.35 [1] (0:12.39)	1:01.96 [1] (0:12.86)	0:49.10 [1] (0:12.92)	0:36.18 [1] (0:12.12)	0:24.06 [1] (0:11.62)	0:12.44 [2] (0:12.44)			
Average Speed [km/h]	51.6	62.1	58.7	58.2	56.3	56.2	59.5	61.9	58.0			
Top Speed [km/h]	63.1	64.0	61.1	58.5	58.0	57.7	61.5	62.7	60.9			
Avg. Dist. to Rail [m]	3.9	2.4	2.0	2.0	2.0	1.2	0.4	1.6	2.5			
Avg. Stride Freq. [Hz]	2.3	2.4	2.3	2.3	2.2	2.2	2.3	2.4	2.3			
Avg. Stride Length [m]	6.3	7.3	7.2	7.2	7.1	7.1	7.2	7.3	7.2			



- [] Ranking at each section and finish
- .-.- No data available at this section
- NA No data available



Horse/Jockey Name	Smokin' De Quo
Final Rank	5
Fastest Section Time (Section)	0:11.58 (400m)
Top Speed [km/h] (Section)	62.5 (400m)
Race State	Finished



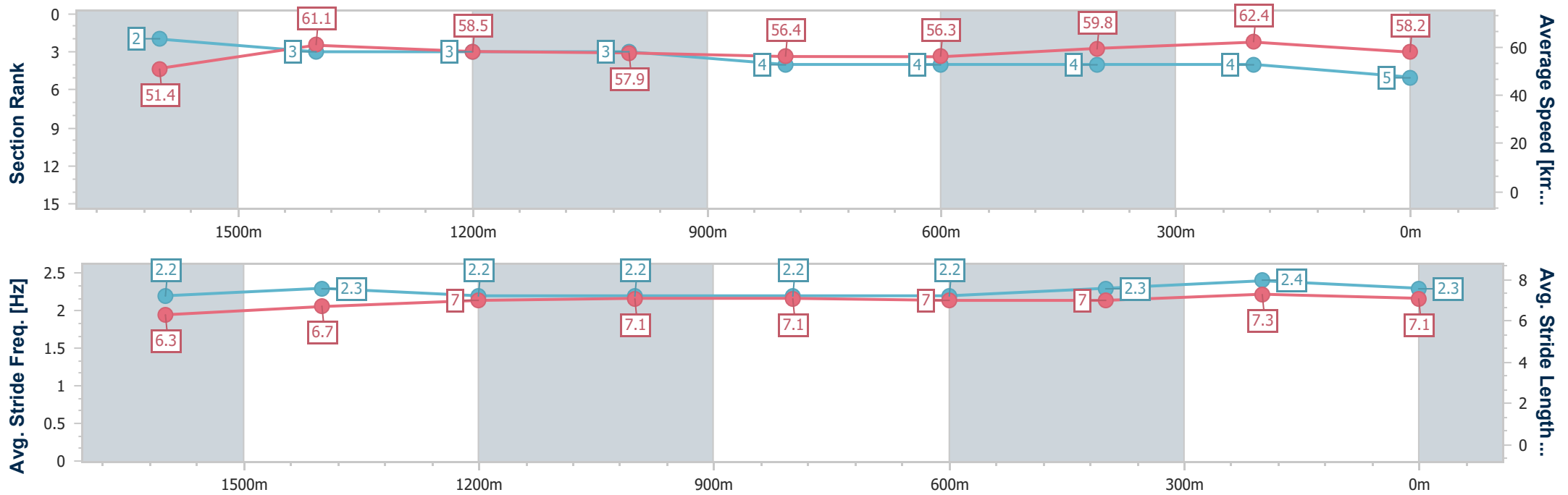
Sunshine Coast QLD Professional
Race 6: BUTLER MCDERMOTT LAWYERS Class 1 Handicap - 1800m



02 February 2025 - 16:10

Track Rating: Good 4, Weather: Fine, Rail Position: +3m Entire

Section	Overall	1600m	1400m	1200m	1000m	800m	600m	400m	200m				
Section Times	1:52.53 [5] (0:14.07)	1:38.46 [2] (0:11.90)	1:26.56 [3] (0:12.35)	1:14.21 [3] (0:12.49)	1:01.72 [3] (0:12.83)	0:48.89 [4] (0:12.88)	0:36.01 [4] (0:12.06)	0:23.95 [4] (0:11.58)	0:12.37 [4] (0:12.37)				
Average Speed [km/h]	51.4	61.1	58.5	57.9	56.4	56.3	59.8	62.4	58.2				
Top Speed [km/h]	61.9	61.8	60.4	58.5	58.0	58.1	61.9	62.5	61.8				
Avg. Dist. to Rail [m]	3.8	2.6	2.2	2.2	2.1	1.5	0.8	0.9	0.2				
Avg. Stride Freq. [Hz]	2.2	2.3	2.2	2.2	2.2	2.2	2.3	2.4	2.3				
Avg. Stride Length [m]	6.3	6.7	7.0	7.1	7.1	7.0	7.0	7.3	7.1				



- [] Ranking at each section and finish
- .-.- No data available at this section
- NA No data available



Horse/Jockey Name	Migratory
Final Rank	6
Fastest Section Time (Section)	0:11.62 (400m)
Top Speed [km/h] (Section)	63.3 (400m)
Race State	Finished



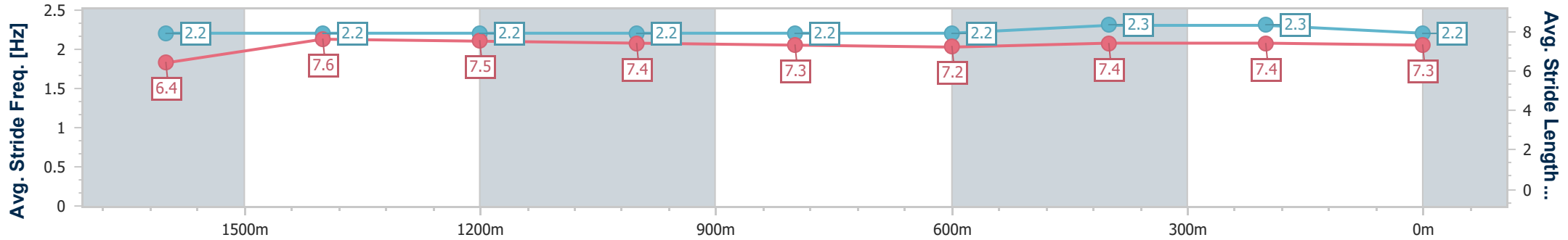
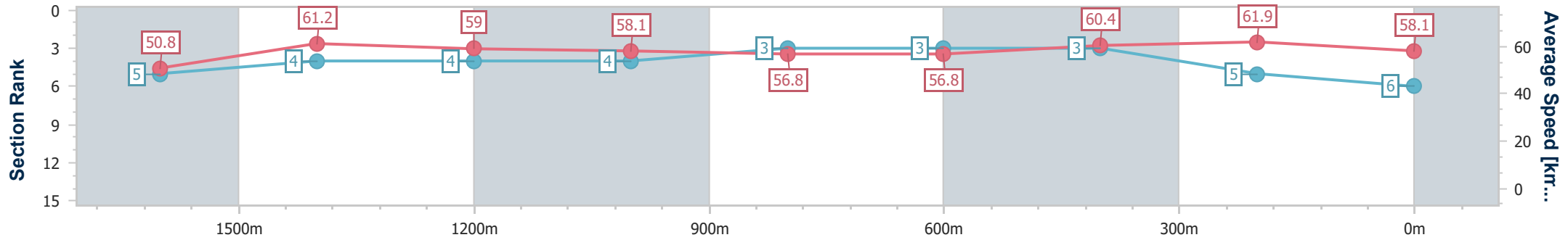
Sunshine Coast QLD Professional
Race 6: BUTLER MCDERMOTT LAWYERS Class 1 Handicap - 1800m



02 February 2025 - 16:10

Track Rating: Good 4, Weather: Fine, Rail Position: +3m Entire

Section	Overall	1600m	1400m	1200m	1000m	800m	600m	400m	200m				
Section Times	1:52.60 [6] (0:14.21)	1:38.39 [5] (0:11.88)	1:26.51 [4] (0:12.29)	1:14.22 [4] (0:12.44)	1:01.78 [4] (0:12.78)	0:49.00 [3] (0:12.88)	0:36.12 [3] (0:12.09)	0:24.03 [3] (0:11.62)	0:12.41 [5] (0:12.41)				
Average Speed [km/h]	50.8	61.2	59.0	58.1	56.8	56.8	60.4	61.9	58.1				
Top Speed [km/h]	62.2	61.6	61.4	58.6	58.3	58.2	62.9	63.3	60.1				
Avg. Dist. to Rail [m]	4.5	2.8	3.3	3.6	3.1	2.6	2.8	4.1	4.7				
Avg. Stride Freq. [Hz]	2.2	2.2	2.2	2.2	2.2	2.2	2.3	2.3	2.2				
Avg. Stride Length [m]	6.4	7.6	7.5	7.4	7.3	7.2	7.4	7.4	7.3				



- [] Ranking at each section and finish
- .-.- No data available at this section
- NA No data available



Horse/Jockey Name	Smart Bint
Final Rank	7
Fastest Section Time (Section)	0:11.64 (400m)
Top Speed [km/h] (Section)	62.8 (400m)
Race State	Finished



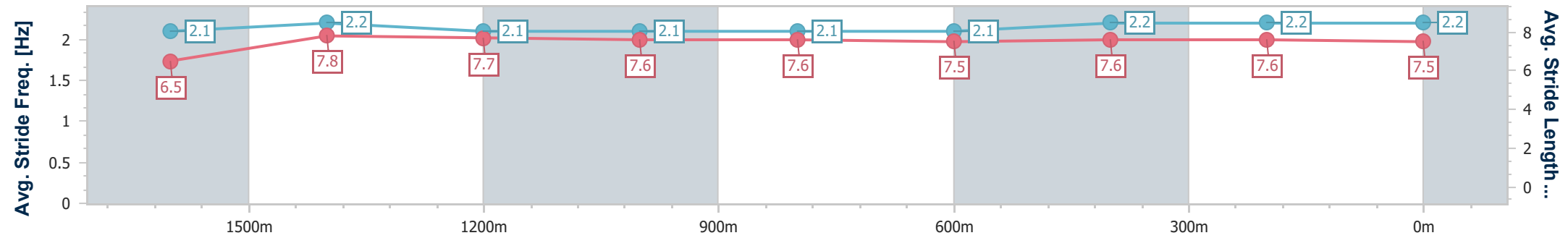
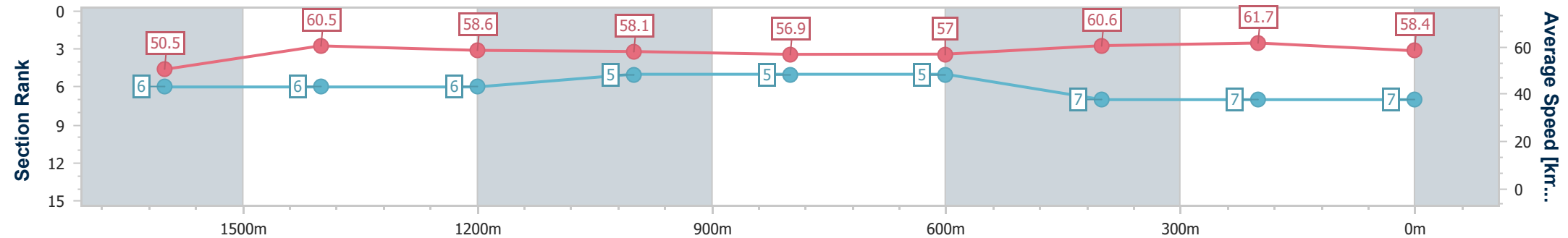
Sunshine Coast QLD Professional
 Race 6: BUTLER MCDERMOTT LAWYERS Class 1 Handicap - 1800m



02 February 2025 - 16:10

Track Rating: Good 4, Weather: Fine, Rail Position: +3m Entire

Section	Overall	1600m	1400m	1200m	1000m	800m	600m	400m	200m				
Section Times	1:52.76 [7] (0:14.33)	1:38.43 [6] (0:12.05)	1:26.38 [6] (0:12.35)	1:14.03 [6] (0:12.40)	1:01.63 [5] (0:12.75)	0:48.88 [5] (0:12.82)	0:36.06 [5] (0:12.08)	0:23.98 [7] (0:11.64)	0:12.34 [7] (0:12.34)				
Average Speed [km/h]	50.5	60.5	58.6	58.1	56.9	57.0	60.6	61.7	58.4				
Top Speed [km/h]	62.3	62.3	60.5	59.3	58.8	59.1	61.4	62.8	61.1				
Avg. Dist. to Rail [m]	5.5	2.8	3.1	3.2	3.0	2.3	2.6	4.7	3.5				
Avg. Stride Freq. [Hz]	2.1	2.2	2.1	2.1	2.1	2.1	2.2	2.2	2.2				
Avg. Stride Length [m]	6.5	7.8	7.7	7.6	7.6	7.5	7.6	7.6	7.5				



- [] Ranking at each section and finish
- .-.- No data available at this section
- NA No data available



Horse/Jockey Name	Blueprint
Final Rank	8
Fastest Section Time (Section)	0:11.66 (400m)
Top Speed [km/h] (Section)	63.0 (400m)
Race State	Finished



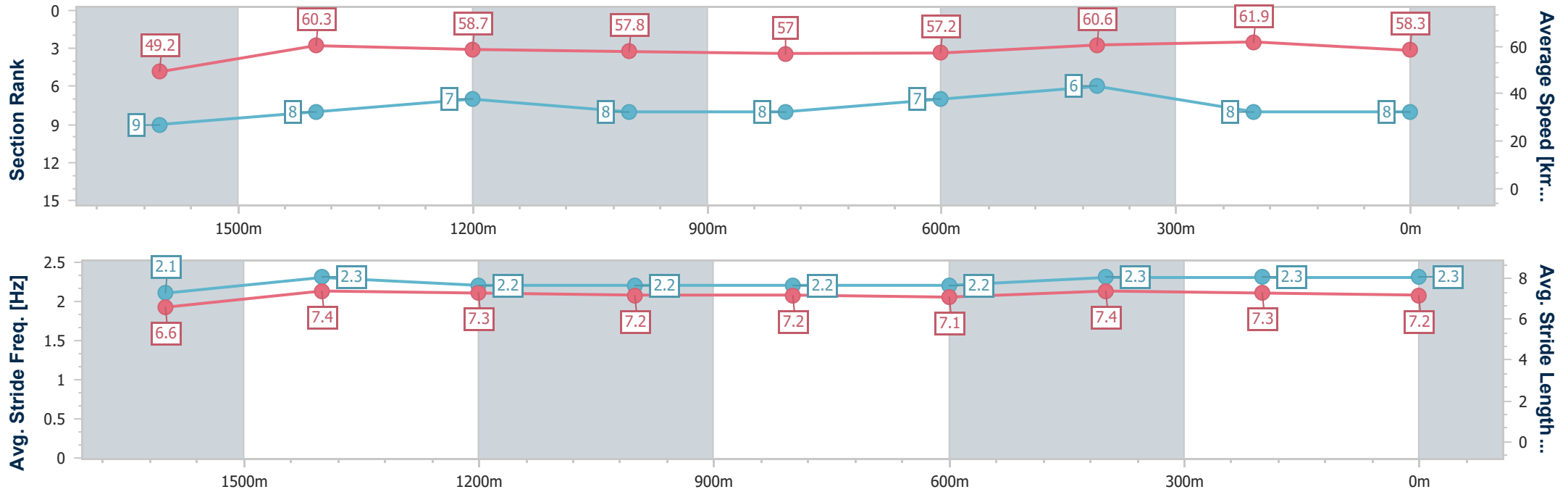
Sunshine Coast QLD Professional
Race 6: BUTLER MCDERMOTT LAWYERS Class 1 Handicap - 1800m



02 February 2025 - 16:10

Track Rating: Good 4, Weather: Fine, Rail Position: +3m Entire

Section	Overall	1600m	1400m	1200m	1000m	800m	600m	400m	200m				
Section Times	1:52.80 [8] (0:14.70)	1:38.10 [9] (0:12.00)	1:26.10 [8] (0:12.32)	1:13.78 [7] (0:12.51)	1:01.27 [8] (0:12.68)	0:48.59 [8] (0:12.66)	0:35.93 [7] (0:11.90)	0:24.03 [6] (0:11.66)	0:12.37 [8] (0:12.37)				
Average Speed [km/h]	49.2	60.3	58.7	57.8	57.0	57.2	60.6	61.9	58.3				
Top Speed [km/h]	61.3	60.8	60.4	58.4	58.7	59.5	61.8	63.0	61.4				
Avg. Dist. to Rail [m]	5.9	1.8	2.0	2.1	1.9	1.3	0.4	1.3	1.3				
Avg. Stride Freq. [Hz]	2.1	2.3	2.2	2.2	2.2	2.2	2.3	2.3	2.3				
Avg. Stride Length [m]	6.6	7.4	7.3	7.2	7.2	7.1	7.4	7.3	7.2				



- [] Ranking at each section and finish
- .-.- No data available at this section
- NA No data available



Horse/Jockey Name	Fort Denison
Final Rank	9
Fastest Section Time (Section)	0:11.66 (400m)
Top Speed [km/h] (Section)	62.8 (400m)
Race State	Finished



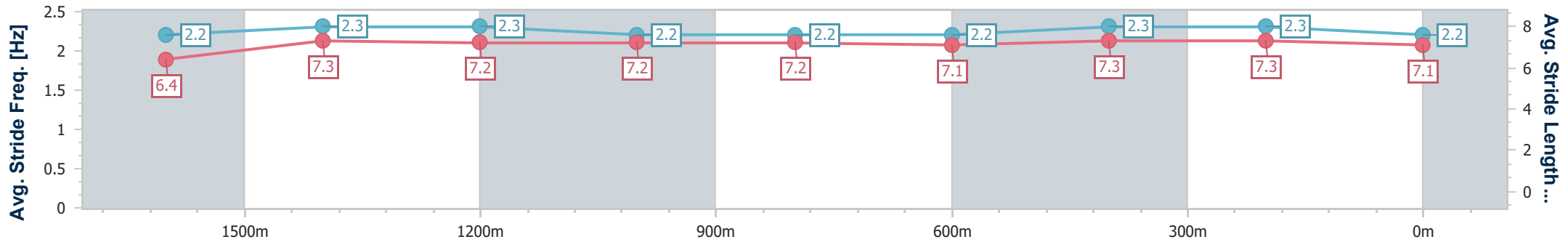
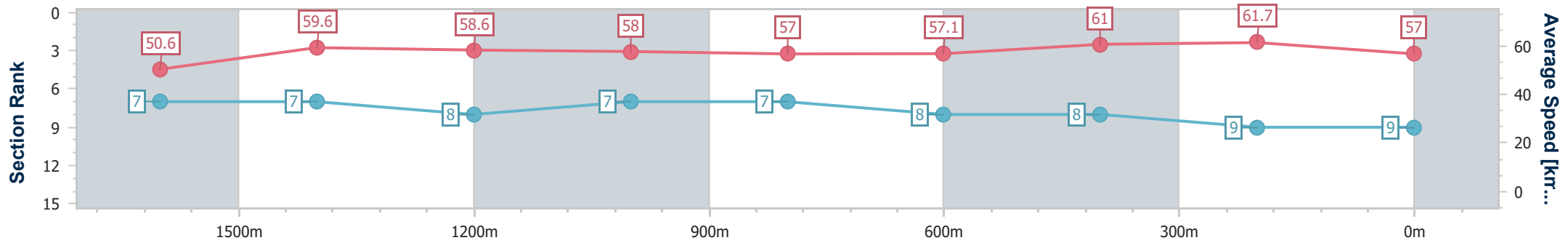
Sunshine Coast QLD Professional
 Race 6: BUTLER MCDERMOTT LAWYERS Class 1 Handicap - 1800m



02 February 2025 - 16:10

Track Rating: Good 4, Weather: Fine, Rail Position: +3m Entire

Section	Overall	1600m	1400m	1200m	1000m	800m	600m	400m	200m				
Section Times	1:53.31 [9] (0:14.42)	1:38.89 [7] (0:12.24)	1:26.65 [7] (0:12.39)	1:14.26 [8] (0:12.45)	1:01.81 [7] (0:12.68)	0:49.13 [7] (0:12.79)	0:36.34 [8] (0:12.03)	0:24.31 [8] (0:11.66)	0:12.65 [9] (0:12.65)				
Average Speed [km/h]	50.6	59.6	58.6	58.0	57.0	57.1	61.0	61.7	57.0				
Top Speed [km/h]	60.4	60.5	59.7	59.7	59.7	59.4	62.3	62.8	60.1				
Avg. Dist. to Rail [m]	7.9	3.5	3.2	3.2	3.2	2.4	2.9	5.1	5.6				
Avg. Stride Freq. [Hz]	2.2	2.3	2.3	2.2	2.2	2.2	2.3	2.3	2.2				
Avg. Stride Length [m]	6.4	7.3	7.2	7.2	7.2	7.1	7.3	7.3	7.1				



- [] Ranking at each section and finish
- .-.- No data available at this section
- NA No data available



Horse/Jockey Name	Superargo
Final Rank	10
Fastest Section Time (Section)	0:12.01 (400m)
Top Speed [km/h] (Section)	61.4 (400m)
Race State	Finished



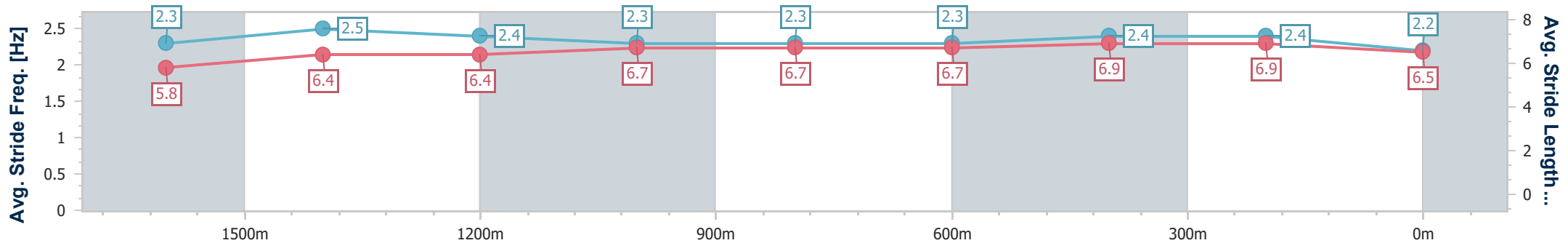
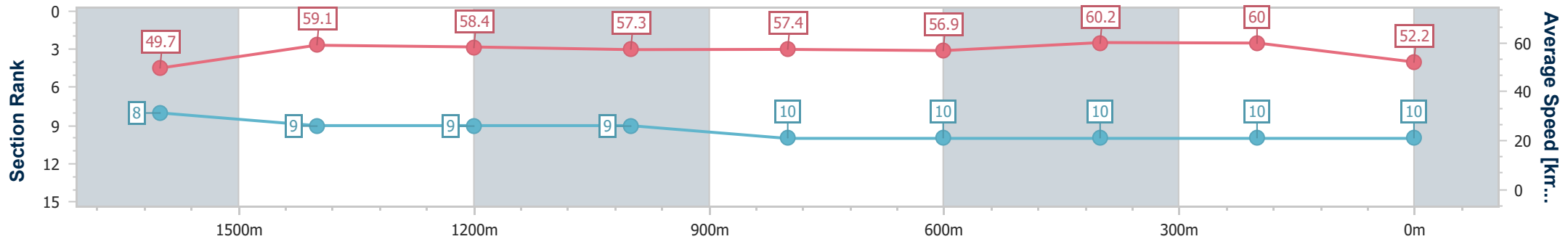
Sunshine Coast QLD Professional
Race 6: BUTLER MCDERMOTT LAWYERS Class 1 Handicap - 1800m



02 February 2025 - 16:10

Track Rating: Good 4, Weather: Fine, Rail Position: +3m Entire

Section	Overall	1600m	1400m	1200m	1000m	800m	600m	400m	200m				
Section Times	1:55.16 [10] (0:14.63)	1:40.53 [8] (0:12.28)	1:28.25 [9] (0:12.45)	1:15.80 [9] (0:12.58)	1:03.22 [9] (0:12.58)	0:50.64 [10] (0:12.75)	0:37.89 [10] (0:12.08)	0:25.81 [10] (0:12.01)	0:13.80 [10] (0:13.80)				
Average Speed [km/h]	49.7	59.1	58.4	57.3	57.4	56.9	60.2	60.0	52.2				
Top Speed [km/h]	60.6	60.5	59.0	59.3	59.3	58.8	60.9	61.4	58.2				
Avg. Dist. to Rail [m]	8.1	2.8	2.2	2.2	2.0	1.5	1.7	2.2	1.4				
Avg. Stride Freq. [Hz]	2.3	2.5	2.4	2.3	2.3	2.3	2.4	2.4	2.2				
Avg. Stride Length [m]	5.8	6.4	6.4	6.7	6.7	6.7	6.9	6.9	6.5				



- [] Ranking at each section and finish
- .-.- No data available at this section
- NA No data available



Sunshine Coast QLD Professional

Race 7: TAB BENCHMARK 58 Handicap - 1400m



02 February 2025 - 16:50

Track Rating: Good 4, Weather: Fine, Rail Position: +3m Entire

Section												Last 600m	
Field Times												0:36.35	
					Overall	1200m	1000m	800m	600m	400m			
					1:25.66 (0:13.50)	1:12.16 (0:11.22)	1:00.94 (0:12.05)	0:48.89 (0:12.54)	0:36.35 (0:12.30)	0:24.05 (0:11.99)			
Rank	TAB	Horse/Jockey	Barrier	Top Speed [km/h]	Fastest Section							Distance Travelled [m]	
1	4	CENTRAL PARK Cejay Graham	20	63.5 1200m	0:11.39 400m	1:25.66 [1] (0:14.86)	1:10.80 [13] (0:11.48)	0:59.32 [13] (0:11.88)	0:47.44 [12] (0:12.16)	0:35.28 [11] (0:11.97)	0:23.31 [10] (0:11.39)	0:35.28	
2	1	SOCK'EMSID Heidi Gillie	12	65.1 1200m	0:11.39 1200m	1:25.81 [2] (0:14.08)	1:11.73 [6] (0:11.39)	1:00.34 [6] (0:11.95)	0:48.39 [6] (0:12.20)	0:36.19 [4] (0:12.19)	0:24.00 [3] (0:11.82)	0:36.19	-2
3	7	CHANGE THE DEEL Cody Collis	21	64.6 1200m	0:11.36 400m	1:25.81 [3] (0:15.26)	1:10.55 [15] (0:11.37)	0:59.18 [15] (0:12.04)	0:47.14 [15] (0:12.09)	0:35.05 [15] (0:11.89)	0:23.16 [15] (0:11.36)	0:35.05	-2
4	8	COOL PANELS Georgina Cartwright	9	65.4 Overall	0:11.51 1200m	1:25.84 [4] (0:13.70)	1:12.14 [4] (0:11.51)	1:00.63 [4] (0:12.04)	0:48.59 [4] (0:12.40)	0:36.19 [5] (0:12.29)	0:23.90 [5] (0:11.83)	0:36.19	-3
5	11	TEESANDCEES APPLY Mark Du Plessis	8	64.5 Overall	0:11.33 1200m	1:25.91 [5] (0:14.47)	1:11.44 [10] (0:11.33)	1:00.11 [10] (0:11.88)	0:48.23 [8] (0:12.37)	0:35.86 [9] (0:12.12)	0:23.74 [7] (0:11.63)	0:35.86	-6
6	21	DANCE BABE Robbie Dolan	4	64.8 Overall	0:11.54 1200m	1:26.02 [6] (0:13.78)	1:12.24 [5] (0:11.54)	1:00.70 [5] (0:12.06)	0:48.64 [5] (0:12.42)	0:36.22 [6] (0:12.27)	0:23.95 [6] (0:11.74)	0:36.22	-5
7	15	STORM DREAMER Ryan Curatolo	15	64.6 1200m	0:11.35 1200m	1:26.05 [7] (0:14.76)	1:11.29 [12] (0:11.35)	0:59.94 [11] (0:12.04)	0:47.90 [11] (0:12.30)	0:35.60 [12] (0:12.13)	0:23.47 [14] (0:11.48)	0:35.60	-2
8	16	UCELLE Jake Bayliss	3	66.2 Overall	0:11.38 1200m	1:26.13 [8] (0:13.68)	1:12.45 [3] (0:11.38)	1:01.07 [3] (0:12.05)	0:49.02 [3] (0:12.45)	0:36.57 [3] (0:12.27)	0:24.30 [4] (0:11.77)	0:36.57	-6
9	9	PENDING James Orman	19	64.2 600m	0:11.49 400m	1:26.18 [9] (0:14.90)	1:11.28 [14] (0:11.60)	0:59.68 [14] (0:11.99)	0:47.69 [14] (0:12.14)	0:35.55 [13] (0:11.89)	0:23.66 [13] (0:11.49)	0:35.55	+1
10	18	ABOVE THE SKY Justin Huxtable	17	65.1 1200m	0:11.35 1200m	1:26.27 [10] (0:14.43)	1:11.84 [9] (0:11.35)	1:00.49 [9] (0:12.14)	0:48.35 [10] (0:12.30)	0:36.05 [10] (0:12.13)	0:23.92 [11] (0:11.52)	0:36.05	-3

Scratched: Claudius (#22), Hooks (#17), Betathaneva (#6), Deep Fury (#10), Sunshine Highway (#14), Princeton Award (#3), Nagamie (#2)

[] Ranking at each section and finish
 -:-:- No data available at this section
 NA No data available

SCN Saddle cloth number
 DNF Did not finish
 DNT Did not track



Sunshine Coast QLD Professional

Race 7: TAB BENCHMARK 58 Handicap - 1400m



02 February 2025 - 16:50

Track Rating: Good 4, Weather: Fine, Rail Position: +3m Entire

Section		Overall	1200m	1000m	800m	600m	400m	Last 600m				
Field Times		1:25.66 (0:13.50)	1:12.16 (0:11.22)	1:00.94 (0:12.05)	0:48.89 (0:12.54)	0:36.35 (0:12.30)	0:24.05 (0:11.99)	0:36.35				
Rank	TAB Horse/Jockey	Barrier	Top Speed [km/h]	Fastest Section	Distance Travelled [m]							
11	13 BONNET ROUGE Adam Sewell	7	65.8	0:11.30	1:26.70 [11] (0:13.59)	1:13.11 [2] (0:11.30)	1:01.81 [2] (0:11.98)	0:49.83 [2] (0:12.55)	0:37.28 [2] (0:12.31)	0:24.97 [2] (0:12.08)	0:37.28	-5
12	5 ITZA MOTZA Jace McMurray	5	64.6	0:11.34	1:26.79 [12] (0:14.37)	1:12.42 [8] (0:11.34)	1:01.08 [8] (0:11.96)	0:49.12 [7] (0:12.32)	0:36.80 [8] (0:12.24)	0:24.56 [8] (0:11.90)	0:36.80	-3
13	19 ANOTHER DAZZLER Justin Stanley	1	62.4	0:11.71	1:26.88 [13] (0:14.62)	1:12.26 [11] (0:11.71)	1:00.55 [12] (0:12.13)	0:48.42 [13] (0:12.22)	0:36.20 [14] (0:11.82)	0:24.38 [12] (0:11.85)	0:36.20	-6
14	20 SCRIBBLE Nikita Beriman	10	67.2	0:11.22	1:27.19 [14] (0:13.50)	1:13.69 [1] (0:11.22)	1:02.47 [1] (0:12.05)	0:50.42 [1] (0:12.54)	0:37.88 [1] (0:12.30)	0:25.58 [1] (0:12.17)	0:37.88	-6
15	12 EIGHT CYLINDERS Paul Hamblin	13	64.9	0:11.36	1:27.51 [15] (0:14.28)	1:13.23 [7] (0:11.36)	1:01.87 [7] (0:12.13)	0:49.74 [9] (0:12.22)	0:37.52 [7] (0:12.24)	0:25.28 [9] (0:12.21)	0:37.52	-3

Scratched: Claudius (#22), Hooks (#17), Betathaneva (#6), Deep Fury (#10), Sunshine Highway (#14), Princeton Award (#3), Nagamie (#2)

[] Ranking at each section and finish
 -:-:- No data available at this section
 NA No data available

SCN Saddle cloth number
 DNF Did not finish
 DNT Did not track



Sunshine Coast QLD Professional
Race 7: TAB BENCHMARK 58 Handicap - 1400m
02 February 2025 - 16:50



Track Rating: Good 4, Weather: Fine, Rail Position: +3m Entire

Section				200m				Last 600m	
Field Times				0:12.06 (0:12.06)				0:36.35	
Rank	TAB	Horse/Jockey	Barrier	Top Speed [km/h]	Fastest Section	Margin			Distance Travelled [m]
1	4	CENTRAL PARK Cejay Graham	20	63.5 1200m	0:11.39 400m	0:11.92 [3] (0:11.92)	1:25.66		0:35.28
2	1	SOCK'EMSID Heidi Gillie	12	65.1 1200m	0:11.39 1200m	0:12.18 [2] (0:12.18)	0.8L		0:36.19 -2
3	7	CHANGE THE DEEL Cody Collis	21	64.6 1200m	0:11.36 400m	0:11.80 [11] (0:11.80)	0.9L		0:35.05 -2
4	8	COOL PANELS Georgina Cartwright	9	65.4 Overall	0:11.51 1200m	0:12.07 [4] (0:12.07)	1L		0:36.19 -3
5	11	TEESANDCEES APPLY Mark Du Plessis	8	64.5 Overall	0:11.33 1200m	0:12.11 [6] (0:12.11)	1.3L		0:35.86 -6
6	21	DANCE BABE Robbie Dolan	4	64.8 Overall	0:11.54 1200m	0:12.21 [8] (0:12.21)	1.8L		0:36.22 -5
7	15	STORM DREAMER Ryan Curatolo	15	64.6 1200m	0:11.35 1200m	0:11.99 [12] (0:11.99)	2L		0:35.60 -2
8	16	UCELLE Jake Bayliss	3	66.2 Overall	0:11.38 1200m	0:12.53 [1] (0:12.53)	2.3L		0:36.57 -6
9	9	PENDING James Orman	19	64.2 600m	0:11.49 400m	0:12.17 [10] (0:12.17)	2.5L		0:35.55 +1
10	18	ABOVE THE SKY Justin Huxtable	17	65.1 1200m	0:11.35 1200m	0:12.40 [9] (0:12.40)	2.9L		0:36.05 -3

Scratched: Claudius (#22), Hooks (#17), Betathaneva (#6), Deep Fury (#10), Sunshine Highway (#14), Princeton Award (#3), Nagamie (#2)

[] Ranking at each section and finish
 -:-:- No data available at this section
 NA No data available

SCN Saddle cloth number
 DNF Did not finish
 DNT Did not track



Sunshine Coast QLD Professional
Race 7: TAB BENCHMARK 58 Handicap - 1400m
02 February 2025 - 16:50



Track Rating: Good 4, Weather: Fine, Rail Position: +3m Entire

Section				200m				Last 600m	
Field Times				0:12.06 (0:12.06)				0:36.35	
Rank	TAB	Horse/Jockey	Barrier	Top Speed [km/h]	Fastest Section	Margin			Distance Travelled [m]
11	13	BONNET ROUGE Adam Sewell	7	65.8 Overall	0:11.30 1200m	0:12.89 [7] (0:12.89)	5.4L		0:37.28 -5
12	5	ITZA MOTZA Jace McMurray	5	64.6 1200m	0:11.34 1200m	0:12.66 [13] (0:12.66)	5.8L		0:36.80 -3
13	19	ANOTHER DAZZLER Justin Stanley	1	62.4 Overall	0:11.71 1200m	0:12.53 [14] (0:12.53)	6.2L		0:36.20 -6
14	20	SCRIBBLE Nikita Beriman	10	67.2 1200m	0:11.22 1200m	0:13.41 [5] (0:13.41)	8L		0:37.88 -6
15	12	EIGHT CYLINDERS Paul Hamblin	13	64.9 1200m	0:11.36 1200m	0:13.07 [15] (0:13.07)	9.8L		0:37.52 -3

Scratched: Claudius (#22), Hooks (#17), Betathaneva (#6), Deep Fury (#10), Sunshine Highway (#14), Princeton Award (#3), Nagamie (#2)

[] Ranking at each section and finish
 -:-:- No data available at this section
 NA No data available

SCN Saddle cloth number
 DNF Did not finish
 DNT Did not track



Horse/Jockey Name	Central Park
Final Rank	1
Fastest Section Time (Section)	0:11.39 (400m)
Top Speed [km/h] (Section)	63.5 (1200m)
Race State	Finished



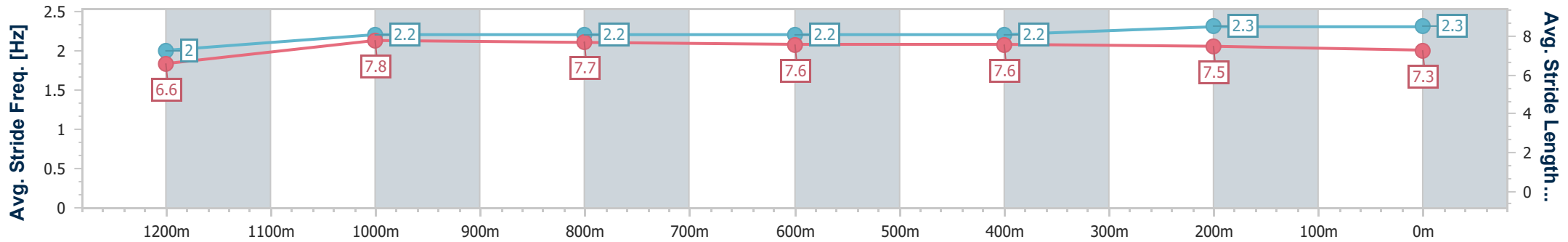
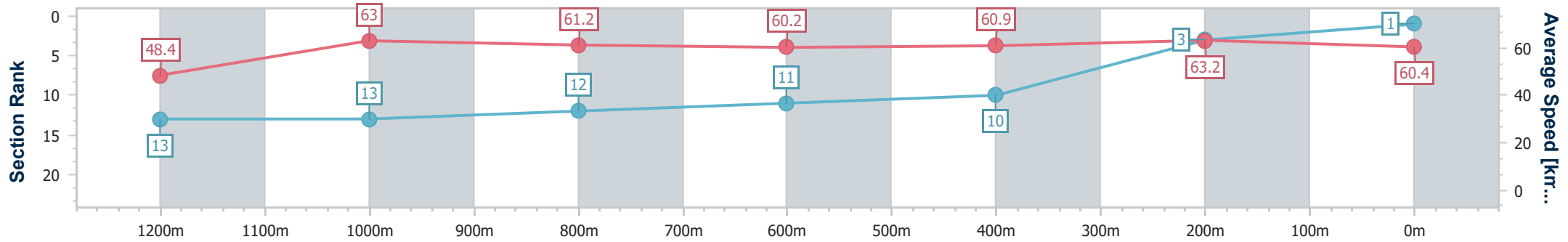
Sunshine Coast QLD Professional
Race 7: TAB BENCHMARK 58 Handicap - 1400m



02 February 2025 - 16:50

Track Rating: Good 4, Weather: Fine, Rail Position: +3m Entire

Section	Overall	1200m	1000m	800m	600m	400m	200m
Section Times	1:25.66 [1] (0:14.86)	1:10.80 [13] (0:11.48)	0:59.32 [13] (0:11.88)	0:47.44 [12] (0:12.16)	0:35.28 [11] (0:11.97)	0:23.31 [10] (0:11.39)	0:11.92 [3] (0:11.92)
Average Speed [km/h]	48.4	63.0	61.2	60.2	60.9	63.2	60.4
Top Speed [km/h]	62.9	63.5	62.7	60.5	62.9	63.3	62.8
Avg. Dist. to Rail [m]	12.5	5.5	4.2	2.9	2.5	7.4	6.9
Avg. Stride Freq. [Hz]	2.0	2.2	2.2	2.2	2.2	2.3	2.3
Avg. Stride Length [m]	6.6	7.8	7.7	7.6	7.6	7.5	7.3



- [] Ranking at each section and finish
- .-.- No data available at this section
- NA No data available



Horse/Jockey Name	Sock'emsid
Final Rank	2
Fastest Section Time (Section)	0:11.39 (1200m)
Top Speed [km/h] (Section)	65.1 (1200m)
Race State	Finished



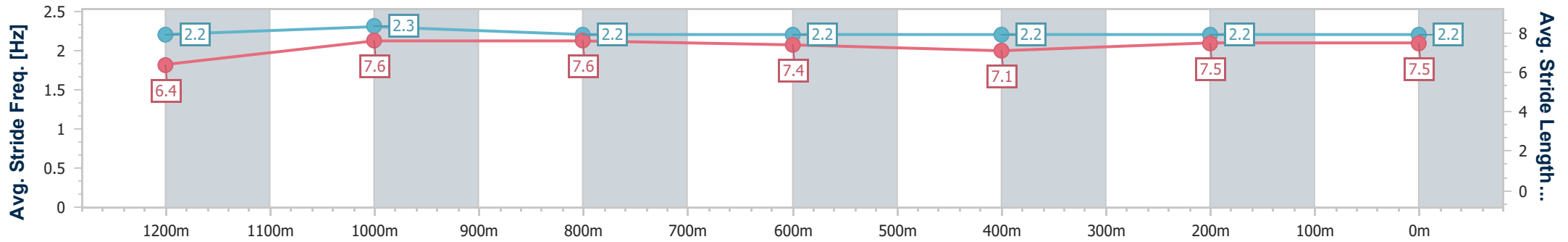
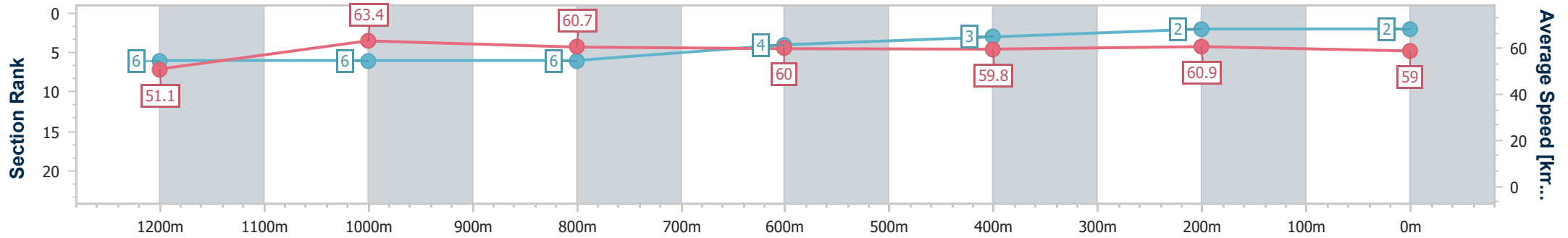
Sunshine Coast QLD Professional
Race 7: TAB BENCHMARK 58 Handicap - 1400m



02 February 2025 - 16:50

Track Rating: Good 4, Weather: Fine, Rail Position: +3m Entire

Section	Overall	1200m	1000m	800m	600m	400m	200m
Section Times	1:25.81 [2] (0:14.08)	1:11.73 [6] (0:11.39)	1:00.34 [6] (0:11.95)	0:48.39 [6] (0:12.20)	0:36.19 [4] (0:12.19)	0:24.00 [3] (0:11.82)	0:12.18 [2] (0:12.18)
Average Speed [km/h]	51.1	63.4	60.7	60.0	59.8	60.9	59.0
Top Speed [km/h]	64.7	65.1	61.8	60.6	60.9	61.8	61.5
Avg. Dist. to Rail [m]	9.6	3.7	3.1	2.9	2.2	4.5	4.1
Avg. Stride Freq. [Hz]	2.2	2.3	2.2	2.2	2.2	2.2	2.2
Avg. Stride Length [m]	6.4	7.6	7.6	7.4	7.1	7.5	7.5



- [] Ranking at each section and finish
- .-.- No data available at this section
- NA No data available



Horse/Jockey Name	Change The Deel
Final Rank	3
Fastest Section Time (Section)	0:11.36 (400m)
Top Speed [km/h] (Section)	64.6 (1200m)
Race State	Finished



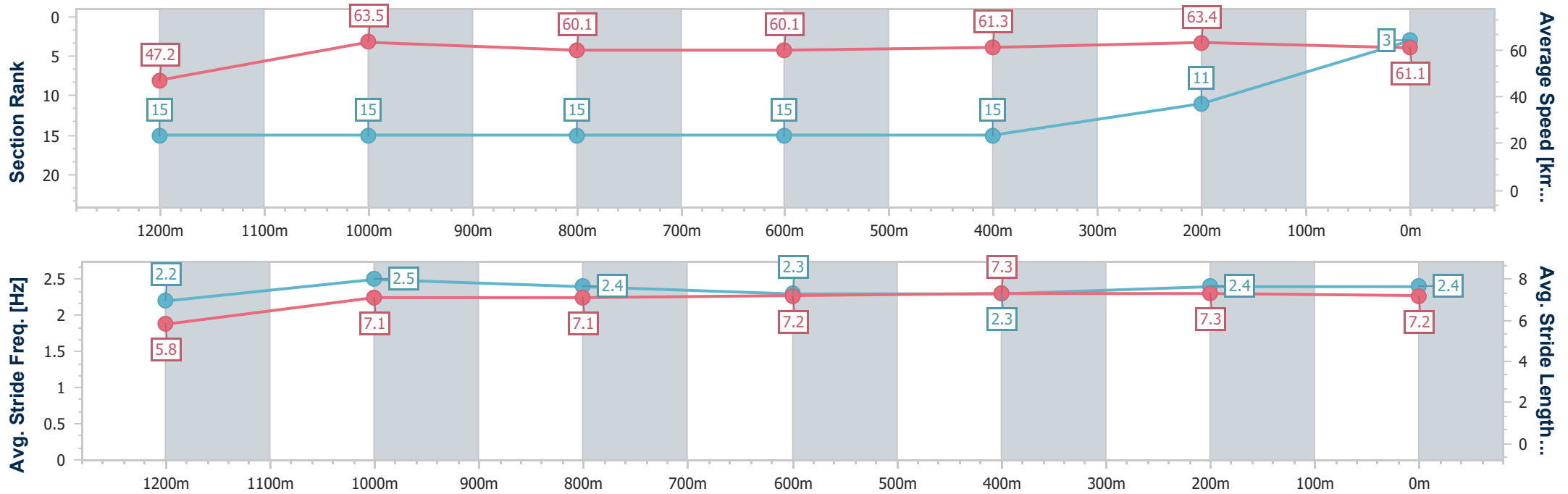
Sunshine Coast QLD Professional
Race 7: TAB BENCHMARK 58 Handicap - 1400m



02 February 2025 - 16:50

Track Rating: Good 4, Weather: Fine, Rail Position: +3m Entire

Section	Overall	1200m	1000m	800m	600m	400m	200m
Section Times	1:25.81 [3] (0:15.26)	1:10.55 [15] (0:11.37)	0:59.18 [15] (0:12.04)	0:47.14 [15] (0:12.09)	0:35.05 [15] (0:11.89)	0:23.16 [15] (0:11.36)	0:11.80 [11] (0:11.80)
Average Speed [km/h]	47.2	63.5	60.1	60.1	61.3	63.4	61.1
Top Speed [km/h]	64.2	64.6	62.7	61.9	62.3	64.2	63.8
Avg. Dist. to Rail [m]	11.0	2.5	2.0	1.8	2.1	9.0	9.0
Avg. Stride Freq. [Hz]	2.2	2.5	2.4	2.3	2.3	2.4	2.4
Avg. Stride Length [m]	5.8	7.1	7.1	7.2	7.3	7.3	7.2



- [] Ranking at each section and finish
- .-.- No data available at this section
- NA No data available



Horse/Jockey Name	Cool Panels
Final Rank	4
Fastest Section Time (Section)	0:11.51 (1200m)
Top Speed [km/h] (Section)	65.4 (Overall)
Race State	Finished



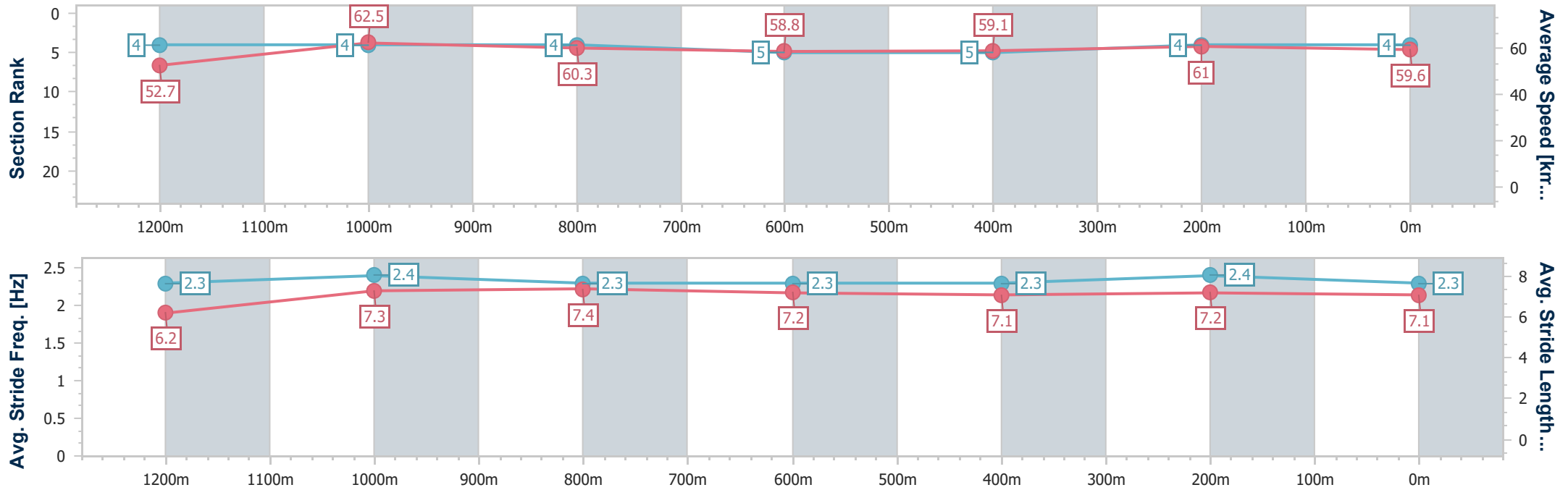
Sunshine Coast QLD Professional
Race 7: TAB BENCHMARK 58 Handicap - 1400m



02 February 2025 - 16:50

Track Rating: Good 4, Weather: Fine, Rail Position: +3m Entire

Section	Overall	1200m	1000m	800m	600m	400m	200m
Section Times	1:25.84 [4] (0:13.70)	1:12.14 [4] (0:11.51)	1:00.63 [4] (0:12.04)	0:48.59 [4] (0:12.40)	0:36.19 [5] (0:12.29)	0:23.90 [5] (0:11.83)	0:12.07 [4] (0:12.07)
Average Speed [km/h]	52.7	62.5	60.3	58.8	59.1	61.0	59.6
Top Speed [km/h]	65.4	63.3	62.3	59.4	60.3	62.0	61.9
Avg. Dist. to Rail [m]	8.0	3.6	3.0	2.1	1.3	4.9	5.6
Avg. Stride Freq. [Hz]	2.3	2.4	2.3	2.3	2.3	2.4	2.3
Avg. Stride Length [m]	6.2	7.3	7.4	7.2	7.1	7.2	7.1



- [] Ranking at each section and finish
- .-.- No data available at this section
- NA No data available



Horse/Jockey Name	Teesandcees Apply
Final Rank	5
Fastest Section Time (Section)	0:11.33 (1200m)
Top Speed [km/h] (Section)	64.5 (Overall)
Race State	Finished



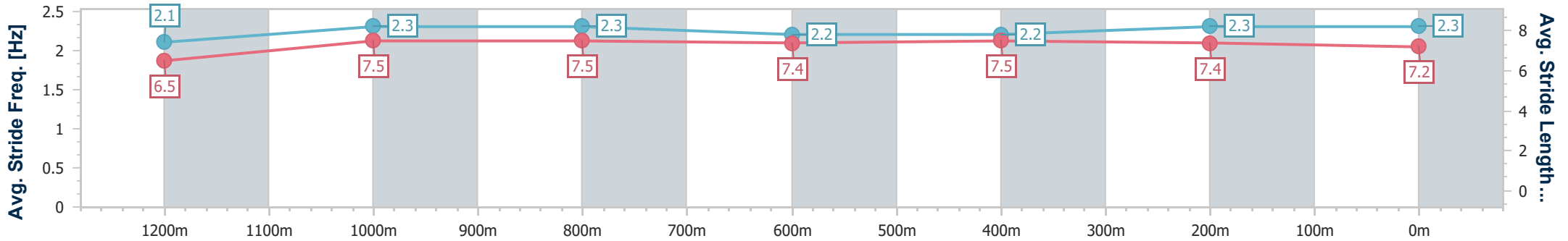
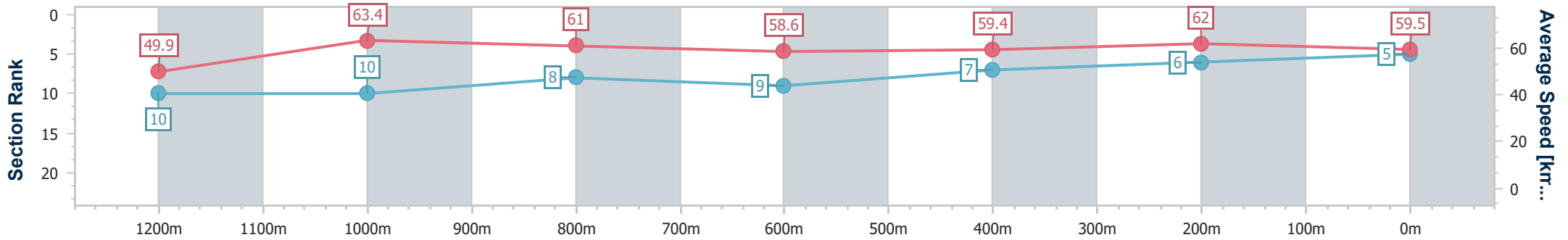
Sunshine Coast QLD Professional
Race 7: TAB BENCHMARK 58 Handicap - 1400m



02 February 2025 - 16:50

Track Rating: Good 4, Weather: Fine, Rail Position: +3m Entire

Section	Overall	1200m	1000m	800m	600m	400m	200m
Section Times	1:25.91 [5] (0:14.47)	1:11.44 [10] (0:11.33)	1:00.11 [10] (0:11.88)	0:48.23 [8] (0:12.37)	0:35.86 [9] (0:12.12)	0:23.74 [7] (0:11.63)	0:12.11 [6] (0:12.11)
Average Speed [km/h]	49.9	63.4	61.0	58.6	59.4	62.0	59.5
Top Speed [km/h]	64.5	64.5	62.4	59.4	61.0	62.3	61.1
Avg. Dist. to Rail [m]	5.6	2.4	1.9	1.3	0.3	1.8	1.5
Avg. Stride Freq. [Hz]	2.1	2.3	2.3	2.2	2.2	2.3	2.3
Avg. Stride Length [m]	6.5	7.5	7.5	7.4	7.5	7.4	7.2



- [] Ranking at each section and finish
- .-.- No data available at this section
- NA No data available



Horse/Jockey Name	Dance Babe
Final Rank	6
Fastest Section Time (Section)	0:11.54 (1200m)
Top Speed [km/h] (Section)	64.8 (Overall)
Race State	Finished



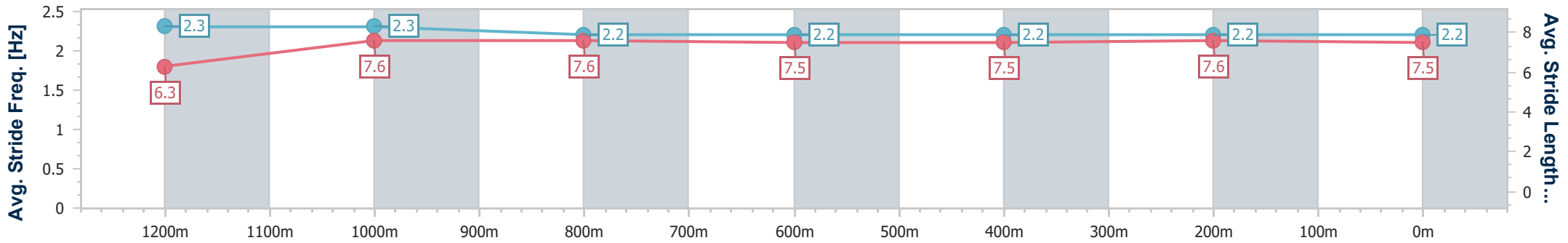
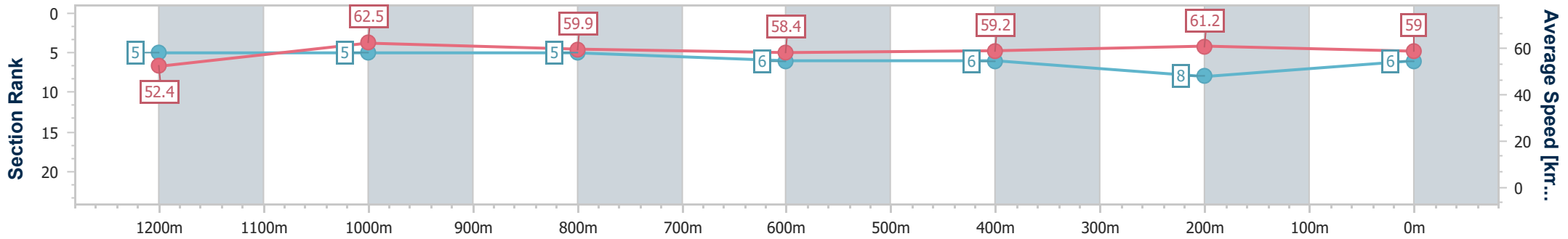
Sunshine Coast QLD Professional
Race 7: TAB BENCHMARK 58 Handicap - 1400m



02 February 2025 - 16:50

Track Rating: Good 4, Weather: Fine, Rail Position: +3m Entire

Section	Overall	1200m	1000m	800m	600m	400m	200m
Section Times	1:26.02 [6] (0:13.78)	1:12.24 [5] (0:11.54)	1:00.70 [5] (0:12.06)	0:48.64 [5] (0:12.42)	0:36.22 [6] (0:12.27)	0:23.95 [6] (0:11.74)	0:12.21 [8] (0:12.21)
Average Speed [km/h]	52.4	62.5	59.9	58.4	59.2	61.2	59.0
Top Speed [km/h]	64.8	64.0	62.0	59.2	60.8	62.0	61.0
Avg. Dist. to Rail [m]	4.9	2.6	2.1	1.5	1.2	5.8	6.9
Avg. Stride Freq. [Hz]	2.3	2.3	2.2	2.2	2.2	2.2	2.2
Avg. Stride Length [m]	6.3	7.6	7.6	7.5	7.5	7.6	7.5



- [] Ranking at each section and finish
- .-.- No data available at this section
- NA No data available



Horse/Jockey Name	Storm Dreamer
Final Rank	7
Fastest Section Time (Section)	0:11.35 (1200m)
Top Speed [km/h] (Section)	64.6 (1200m)
Race State	Finished



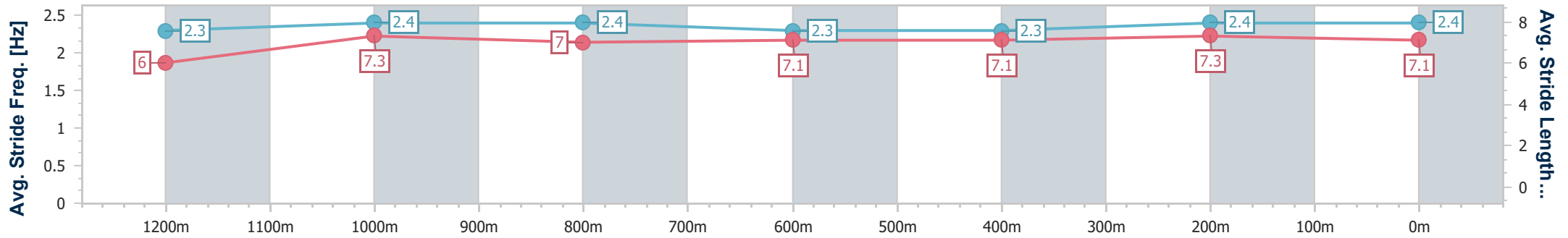
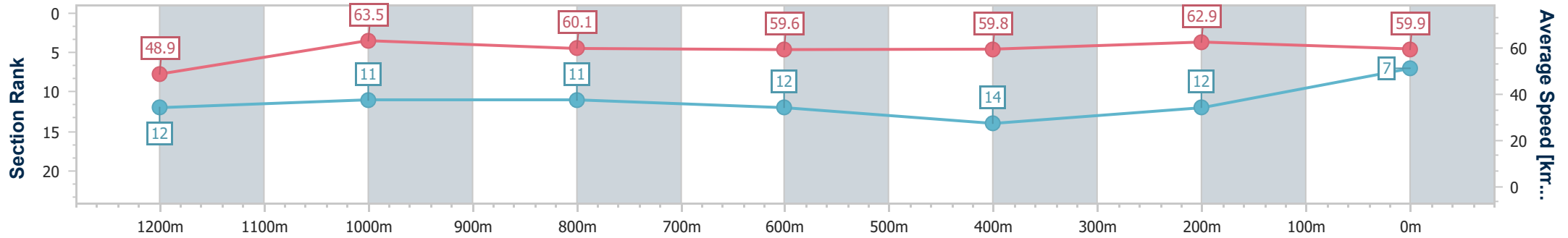
Sunshine Coast QLD Professional
Race 7: TAB BENCHMARK 58 Handicap - 1400m



02 February 2025 - 16:50

Track Rating: Good 4, Weather: Fine, Rail Position: +3m Entire

Section	Overall	1200m	1000m	800m	600m	400m	200m
Section Times	1:26.05 [7] (0:14.76)	1:11.29 [12] (0:11.35)	0:59.94 [11] (0:12.04)	0:47.90 [11] (0:12.30)	0:35.60 [12] (0:12.13)	0:23.47 [14] (0:11.48)	0:11.99 [12] (0:11.99)
Average Speed [km/h]	48.9	63.5	60.1	59.6	59.8	62.9	59.9
Top Speed [km/h]	63.5	64.6	62.3	60.1	61.9	63.6	63.0
Avg. Dist. to Rail [m]	9.6	4.2	3.3	2.3	2.0	7.9	6.1
Avg. Stride Freq. [Hz]	2.3	2.4	2.4	2.3	2.3	2.4	2.4
Avg. Stride Length [m]	6.0	7.3	7.0	7.1	7.1	7.3	7.1



- [] Ranking at each section and finish
- .-.- No data available at this section
- NA No data available



Horse/Jockey Name	Ucelle
Final Rank	8
Fastest Section Time (Section)	0:11.38 (1200m)
Top Speed [km/h] (Section)	66.2 (Overall)
Race State	Finished



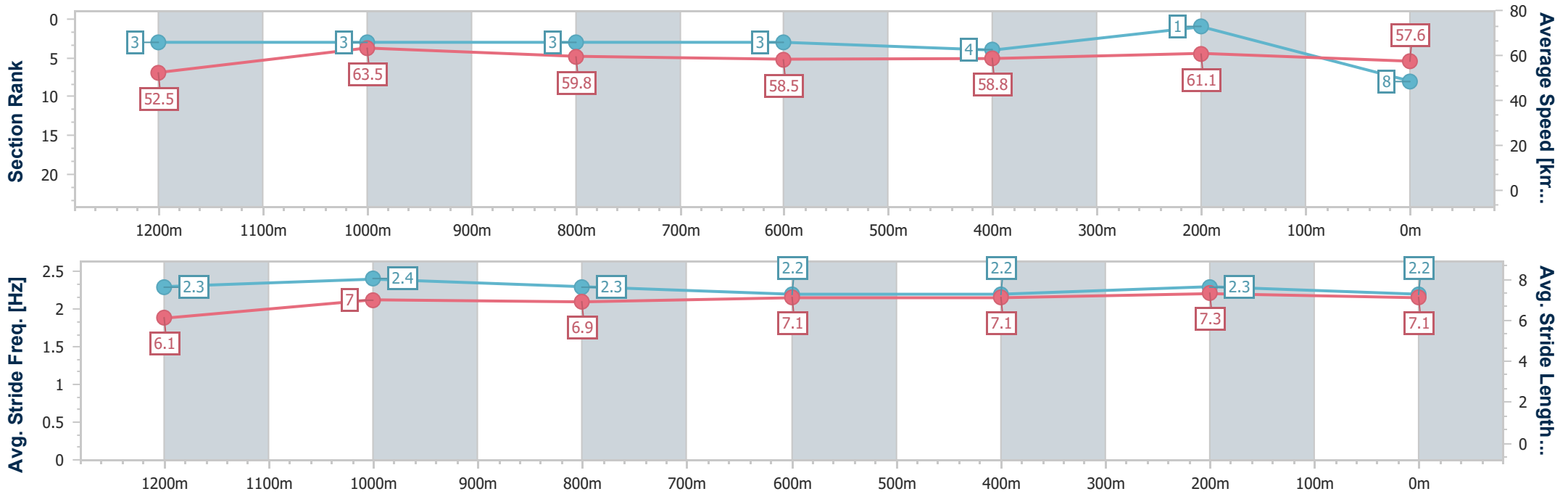
Sunshine Coast QLD Professional
Race 7: TAB BENCHMARK 58 Handicap - 1400m



02 February 2025 - 16:50

Track Rating: Good 4, Weather: Fine, Rail Position: +3m Entire

Section	Overall	1200m	1000m	800m	600m	400m	200m
Section Times	1:26.13 [8] (0:13.68)	1:12.45 [3] (0:11.38)	1:01.07 [3] (0:12.05)	0:49.02 [3] (0:12.45)	0:36.57 [3] (0:12.27)	0:24.30 [4] (0:11.77)	0:12.53 [1] (0:12.53)
Average Speed [km/h]	52.5	63.5	59.8	58.5	58.8	61.1	57.6
Top Speed [km/h]	66.2	65.8	62.3	58.9	60.7	62.0	59.4
Avg. Dist. to Rail [m]	3.5	1.9	1.8	1.3	0.5	2.5	2.7
Avg. Stride Freq. [Hz]	2.3	2.4	2.3	2.2	2.2	2.3	2.2
Avg. Stride Length [m]	6.1	7.0	6.9	7.1	7.1	7.3	7.1



- [] Ranking at each section and finish
- .-.- No data available at this section
- NA No data available



Horse/Jockey Name	Pending
Final Rank	9
Fastest Section Time (Section)	0:11.49 (400m)
Top Speed [km/h] (Section)	64.2 (600m)
Race State	Finished



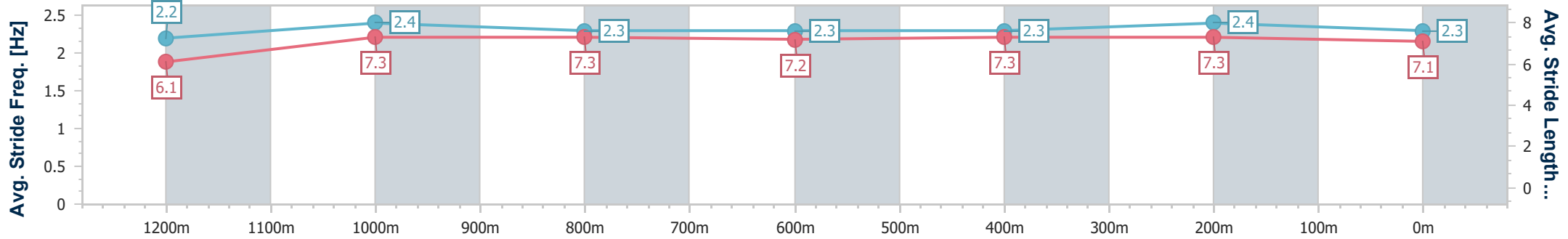
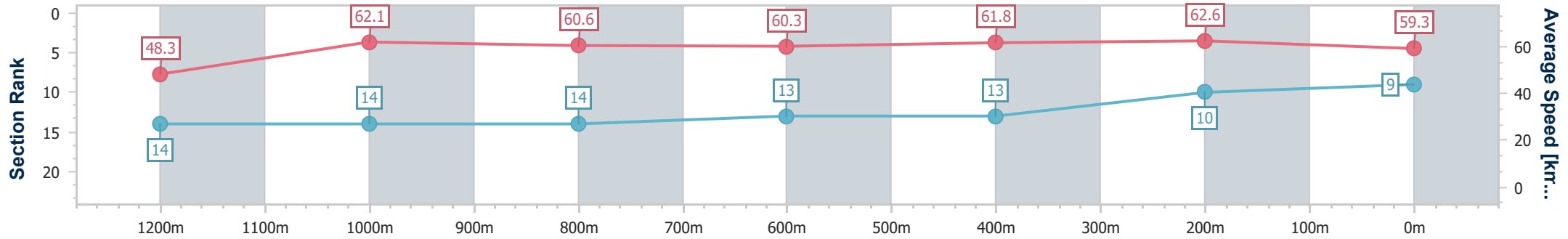
Sunshine Coast QLD Professional
Race 7: TAB BENCHMARK 58 Handicap - 1400m



02 February 2025 - 16:50

Track Rating: Good 4, Weather: Fine, Rail Position: +3m Entire

Section	Overall	1200m	1000m	800m	600m	400m	200m
Section Times	1:26.18 [9] (0:14.90)	1:11.28 [14] (0:11.60)	0:59.68 [14] (0:11.99)	0:47.69 [14] (0:12.14)	0:35.55 [13] (0:11.89)	0:23.66 [13] (0:11.49)	0:12.17 [10] (0:12.17)
Average Speed [km/h]	48.3	62.1	60.6	60.3	61.8	62.6	59.3
Top Speed [km/h]	62.9	62.7	61.8	61.0	64.2	64.1	62.0
Avg. Dist. to Rail [m]	11.0	4.1	3.3	2.6	3.3	9.1	10.6
Avg. Stride Freq. [Hz]	2.2	2.4	2.3	2.3	2.3	2.4	2.3
Avg. Stride Length [m]	6.1	7.3	7.3	7.2	7.3	7.3	7.1



- [] Ranking at each section and finish
- .-.- No data available at this section
- NA No data available



Horse/Jockey Name	Above The Sky
Final Rank	10
Fastest Section Time (Section)	0:11.35 (1200m)
Top Speed [km/h] (Section)	65.1 (1200m)
Race State	Finished



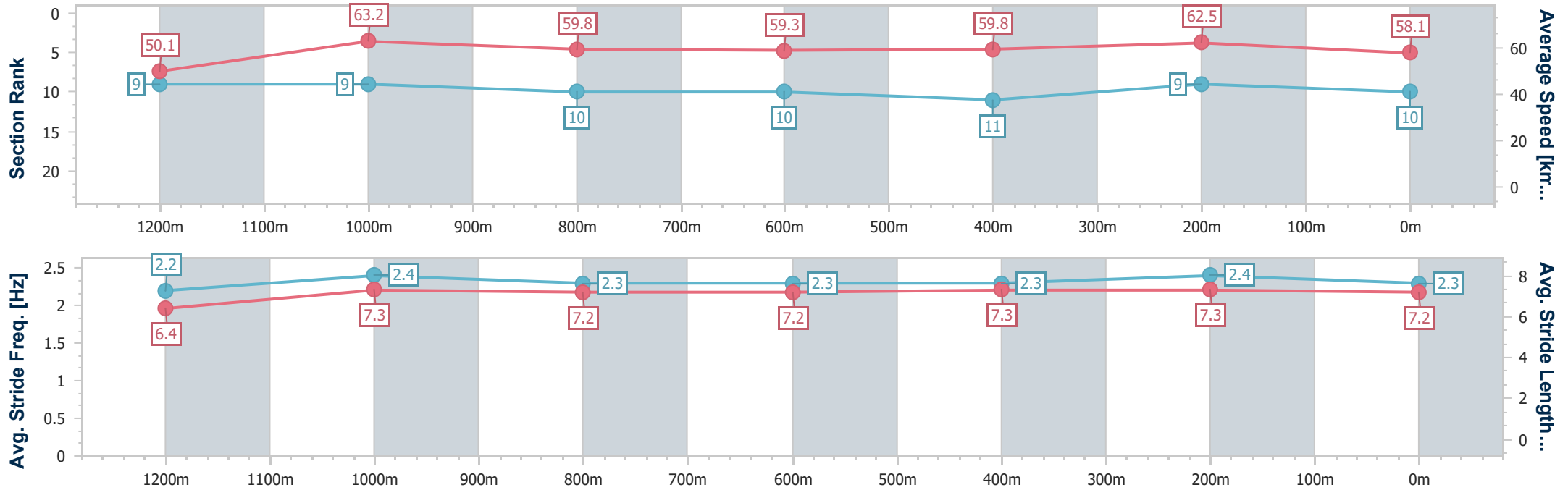
Sunshine Coast QLD Professional
Race 7: TAB BENCHMARK 58 Handicap - 1400m



02 February 2025 - 16:50

Track Rating: Good 4, Weather: Fine, Rail Position: +3m Entire

Section	Overall	1200m	1000m	800m	600m	400m	200m
Section Times	1:26.27 [10] (0:14.43)	1:11.84 [9] (0:11.35)	1:00.49 [9] (0:12.14)	0:48.35 [10] (0:12.30)	0:36.05 [10] (0:12.13)	0:23.92 [11] (0:11.52)	0:12.40 [9] (0:12.40)
Average Speed [km/h]	50.1	63.2	59.8	59.3	59.8	62.5	58.1
Top Speed [km/h]	64.4	65.1	60.3	60.2	61.8	64.3	60.8
Avg. Dist. to Rail [m]	10.4	4.4	3.3	2.0	1.2	3.2	2.5
Avg. Stride Freq. [Hz]	2.2	2.4	2.3	2.3	2.3	2.4	2.3
Avg. Stride Length [m]	6.4	7.3	7.2	7.2	7.3	7.3	7.2



- [] Ranking at each section and finish
- .-.- No data available at this section
- NA No data available



Horse/Jockey Name	Bonnet Rouge
Final Rank	11
Fastest Section Time (Section)	0:11.30 (1200m)
Top Speed [km/h] (Section)	65.8 (Overall)
Race State	Finished



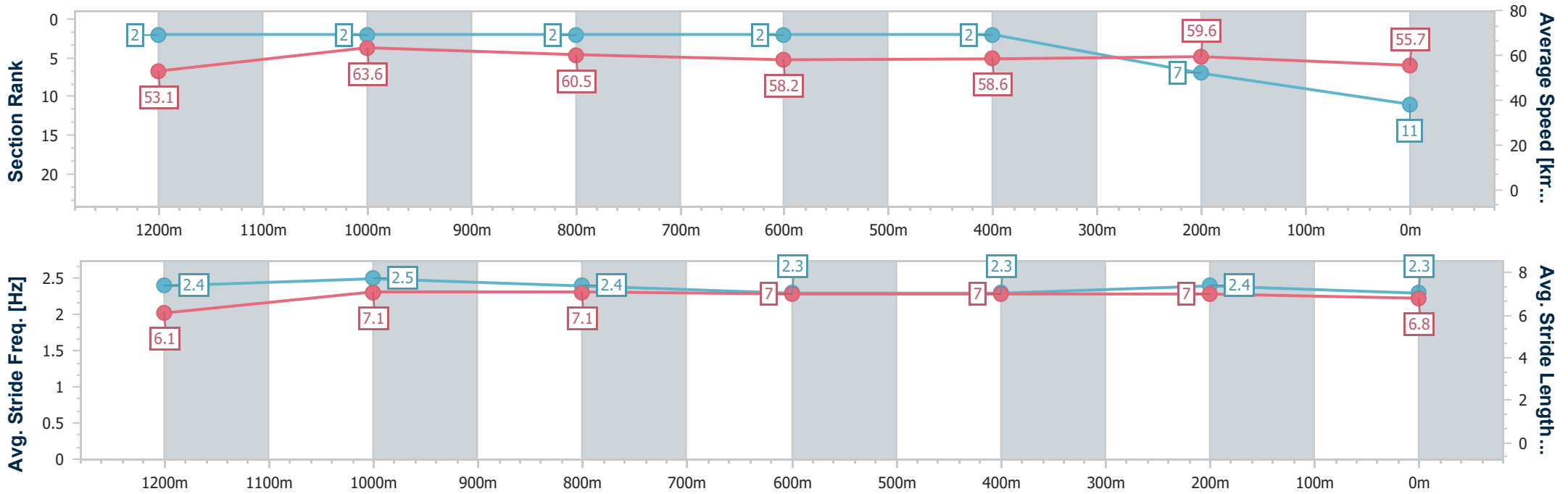
Sunshine Coast QLD Professional
Race 7: TAB BENCHMARK 58 Handicap - 1400m



02 February 2025 - 16:50

Track Rating: Good 4, Weather: Fine, Rail Position: +3m Entire

Section	Overall	1200m	1000m	800m	600m	400m	200m
Section Times	1:26.70 [11] (0:13.59)	1:13.11 [2] (0:11.30)	1:01.81 [2] (0:11.98)	0:49.83 [2] (0:12.55)	0:37.28 [2] (0:12.31)	0:24.97 [2] (0:12.08)	0:12.89 [7] (0:12.89)
Average Speed [km/h]	53.1	63.6	60.5	58.2	58.6	59.6	55.7
Top Speed [km/h]	65.8	65.1	63.0	58.8	59.8	60.9	58.2
Avg. Dist. to Rail [m]	6.9	3.4	2.7	2.2	0.7	2.6	3.2
Avg. Stride Freq. [Hz]	2.4	2.5	2.4	2.3	2.3	2.4	2.3
Avg. Stride Length [m]	6.1	7.1	7.1	7.0	7.0	7.0	6.8



- [] Ranking at each section and finish
- .-.- No data available at this section
- NA No data available



Horse/Jockey Name	Itza Motza
Final Rank	12
Fastest Section Time (Section)	0:11.34 (1200m)
Top Speed [km/h] (Section)	64.6 (1200m)
Race State	Finished



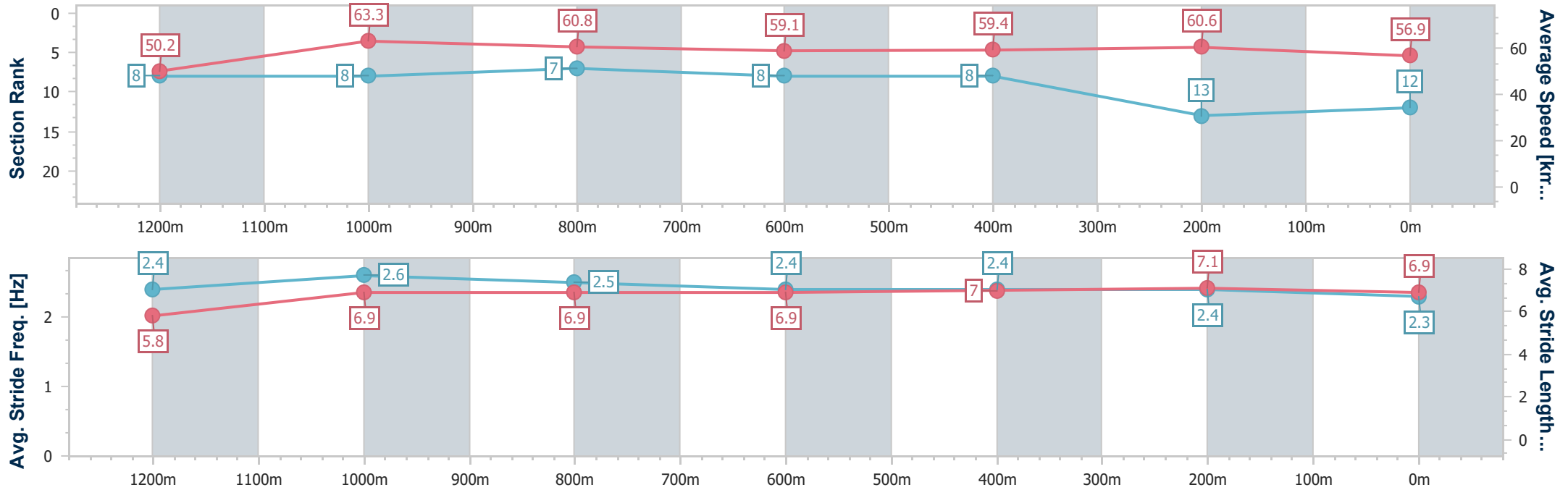
Sunshine Coast QLD Professional
Race 7: TAB BENCHMARK 58 Handicap - 1400m



02 February 2025 - 16:50

Track Rating: Good 4, Weather: Fine, Rail Position: +3m Entire

Section	Overall	1200m	1000m	800m	600m	400m	200m
Section Times	1:26.79 [12] (0:14.37)	1:12.42 [8] (0:11.34)	1:01.08 [8] (0:11.96)	0:49.12 [7] (0:12.32)	0:36.80 [8] (0:12.24)	0:24.56 [8] (0:11.90)	0:12.66 [13] (0:12.66)
Average Speed [km/h]	50.2	63.3	60.8	59.1	59.4	60.6	56.9
Top Speed [km/h]	64.1	64.6	61.9	60.4	60.3	61.7	60.3
Avg. Dist. to Rail [m]	5.6	3.4	3.0	2.2	1.6	4.2	5.3
Avg. Stride Freq. [Hz]	2.4	2.6	2.5	2.4	2.4	2.4	2.3
Avg. Stride Length [m]	5.8	6.9	6.9	6.9	7.0	7.1	6.9



- [] Ranking at each section and finish
- .-.- No data available at this section
- NA No data available



Horse/Jockey Name	Another Dazzler
Final Rank	13
Fastest Section Time (Section)	0:11.71 (1200m)
Top Speed [km/h] (Section)	62.4 (Overall)
Race State	Finished



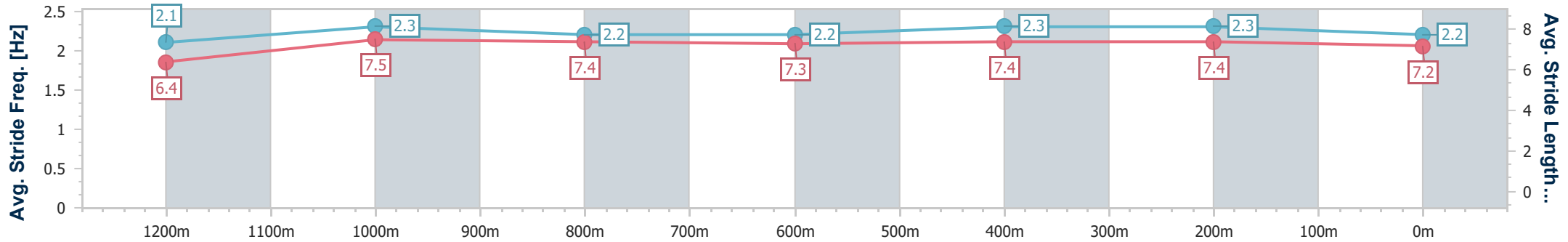
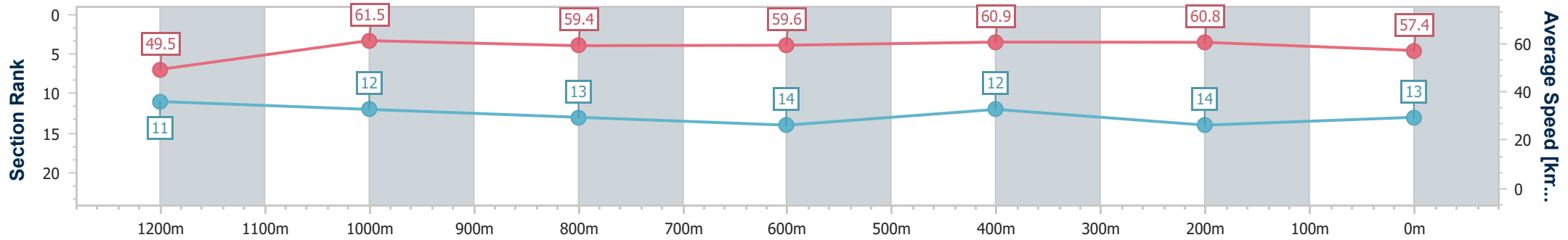
Sunshine Coast QLD Professional
Race 7: TAB BENCHMARK 58 Handicap - 1400m



02 February 2025 - 16:50

Track Rating: Good 4, Weather: Fine, Rail Position: +3m Entire

Section	Overall	1200m	1000m	800m	600m	400m	200m
Section Times	1:26.88 [13] (0:14.62)	1:12.26 [11] (0:11.71)	1:00.55 [12] (0:12.13)	0:48.42 [13] (0:12.22)	0:36.20 [14] (0:11.82)	0:24.38 [12] (0:11.85)	0:12.53 [14] (0:12.53)
Average Speed [km/h]	49.5	61.5	59.4	59.6	60.9	60.8	57.4
Top Speed [km/h]	62.4	62.3	61.1	61.2	61.9	61.4	59.4
Avg. Dist. to Rail [m]	2.7	2.2	2.2	1.3	0.4	0.6	0.3
Avg. Stride Freq. [Hz]	2.1	2.3	2.2	2.2	2.3	2.3	2.2
Avg. Stride Length [m]	6.4	7.5	7.4	7.3	7.4	7.4	7.2



- [] Ranking at each section and finish
- .-.- No data available at this section
- NA No data available



Horse/Jockey Name	Scribble
Final Rank	14
Fastest Section Time (Section)	0:11.22 (1200m)
Top Speed [km/h] (Section)	67.2 (1200m)
Race State	Finished



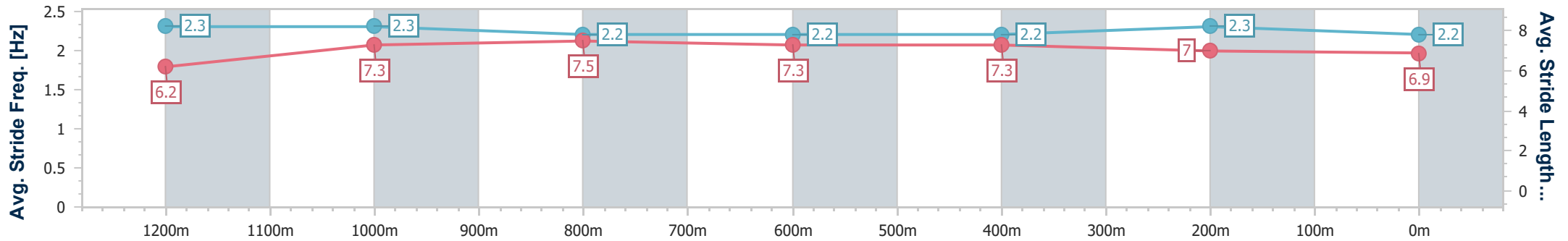
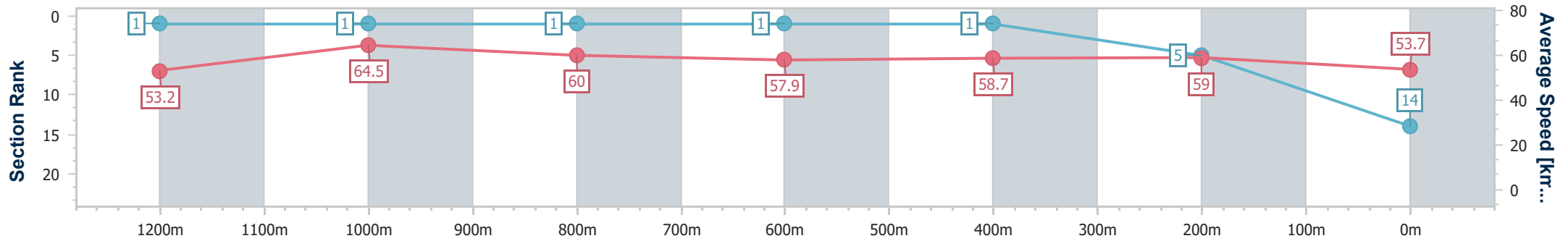
Sunshine Coast QLD Professional
Race 7: TAB BENCHMARK 58 Handicap - 1400m



02 February 2025 - 16:50

Track Rating: Good 4, Weather: Fine, Rail Position: +3m Entire

Section	Overall	1200m	1000m	800m	600m	400m	200m
Section Times	1:27.19 [14] (0:13.50)	1:13.69 [1] (0:11.22)	1:02.47 [1] (0:12.05)	0:50.42 [1] (0:12.54)	0:37.88 [1] (0:12.30)	0:25.58 [1] (0:12.17)	0:13.41 [5] (0:13.41)
Average Speed [km/h]	53.2	64.5	60.0	57.9	58.7	59.0	53.7
Top Speed [km/h]	66.5	67.2	61.9	58.4	60.1	60.3	57.3
Avg. Dist. to Rail [m]	8.7	3.7	2.1	1.3	0.6	3.3	2.7
Avg. Stride Freq. [Hz]	2.3	2.3	2.2	2.2	2.2	2.3	2.2
Avg. Stride Length [m]	6.2	7.3	7.5	7.3	7.3	7.0	6.9



- [] Ranking at each section and finish
- .-.- No data available at this section
- NA No data available



Horse/Jockey Name	Eight Cylinders
Final Rank	15
Fastest Section Time (Section)	0:11.36 (1200m)
Top Speed [km/h] (Section)	64.9 (1200m)
Race State	Finished



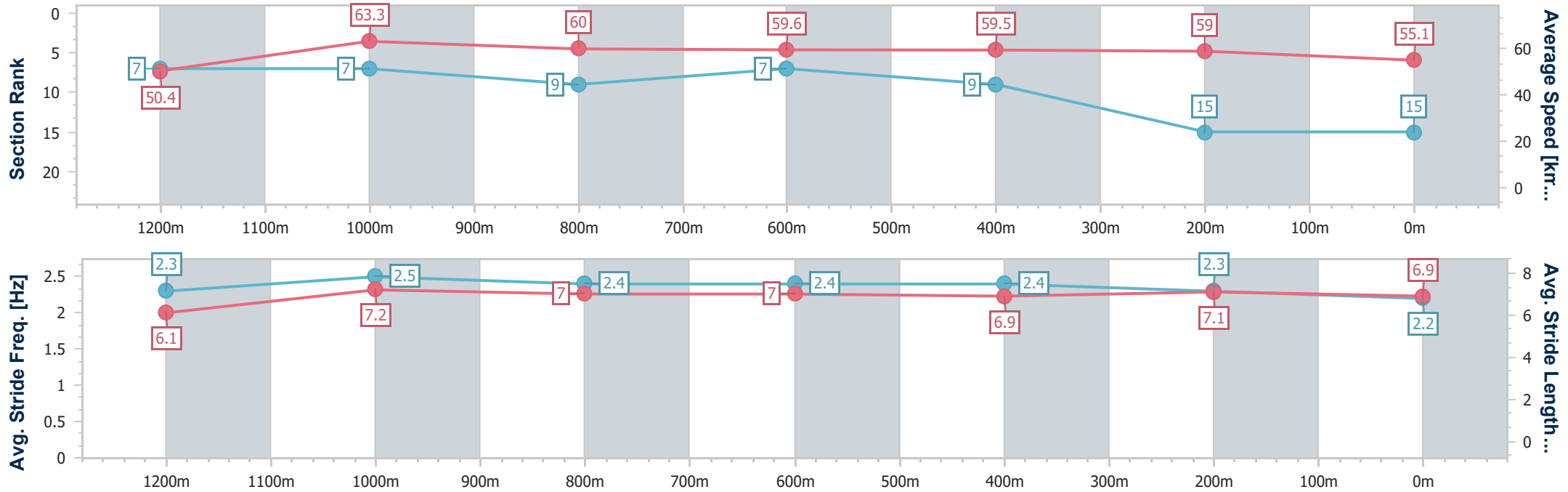
Sunshine Coast QLD Professional
Race 7: TAB BENCHMARK 58 Handicap - 1400m



02 February 2025 - 16:50

Track Rating: Good 4, Weather: Fine, Rail Position: +3m Entire

Section	Overall	1200m	1000m	800m	600m	400m	200m
Section Times	1:27.51 [15] (0:14.28)	1:13.23 [7] (0:11.36)	1:01.87 [7] (0:12.13)	0:49.74 [9] (0:12.22)	0:37.52 [7] (0:12.24)	0:25.28 [9] (0:12.21)	0:13.07 [15] (0:13.07)
Average Speed [km/h]	50.4	63.3	60.0	59.6	59.5	59.0	55.1
Top Speed [km/h]	63.7	64.9	62.5	60.8	60.6	60.2	58.1
Avg. Dist. to Rail [m]	10.5	5.1	4.0	1.9	1.9	4.6	4.1
Avg. Stride Freq. [Hz]	2.3	2.5	2.4	2.4	2.4	2.3	2.2
Avg. Stride Length [m]	6.1	7.2	7.0	7.0	6.9	7.1	6.9



- [] Ranking at each section and finish
- .-.- No data available at this section
- NA No data available