



Doomben QLD Professional

Race 8: SKY RACING BENCHMARK 85 Handicap - 1350m

01 February 2025 - 16:29



BRISBANE
RACING CLUB

Track Rating: Good 4, Weather: Fine, Rail Position: True

Section				Overall	1200m	1000m	800m	600m	400m	Last 600m			
Field Times				1:18.75 (0:10.60)	1:08.15 (0:10.76)	0:57.39 (0:11.09)	0:46.30 (0:11.62)	0:34.68 (0:11.82)	0:22.86 (0:11.04)	0:34.68			
Rank	TAB	Horse/Jockey	Barrier	Top Speed [km/h]	Fastest Section							Distance Travelled [m]	
1	7	CORFE CASTLE Ryan Maloney	1	67.3 400m	0:10.76 Overall	1:18.75 [1] (0:10.76)	1:07.99 [4] (0:10.85)	0:57.14 [4] (0:11.24)	0:45.90 [4] (0:11.78)	0:34.12 [4] (0:11.38)	0:22.74 [4] (0:10.92)	0:34.12	
2	3	SPACE TRACKER Jag Guthmann-Chester	3	67.3 1200m	0:10.60 Overall	1:18.78 [2] (0:10.60)	1:08.18 [1] (0:10.91)	0:57.27 [3] (0:11.33)	0:45.94 [3] (0:11.63)	0:34.31 [3] (0:11.51)	0:22.80 [3] (0:10.96)	0:34.31	+4
3	13	OUR MAGNUS Cody Collis	6	67.5 1200m	0:10.81 1200m	1:18.93 [3] (0:11.11)	1:07.82 [6] (0:10.81)	0:57.01 [6] (0:11.20)	0:45.81 [6] (0:11.70)	0:34.11 [7] (0:11.70)	0:22.41 [8] (0:11.02)	0:34.11	+4
4	11	ADDRIEL Kyle Wilson-Taylor	7	67.0 1000m	0:10.81 1200m	1:19.12 [4] (0:11.13)	1:07.99 [7] (0:10.81)	0:57.18 [7] (0:11.18)	0:46.00 [7] (0:11.70)	0:34.30 [6] (0:11.38)	0:22.92 [5] (0:11.07)	0:34.30	+1
5	6	CONSTANT FLIGHT Cejay Graham	2	66.6 1200m	0:10.78 Overall	1:19.14 [5] (0:10.78)	1:08.36 [5] (0:10.96)	0:57.40 [5] (0:11.23)	0:46.17 [5] (0:11.72)	0:34.45 [5] (0:11.58)	0:22.87 [6] (0:11.13)	0:34.45	+6
6	2	VIMINELE Jake Bayliss	10	67.6 1200m	0:10.89 1200m	1:19.37 [6] (0:11.24)	1:08.13 [8] (0:10.89)	0:57.24 [8] (0:11.25)	0:45.99 [8] (0:11.72)	0:34.27 [9] (0:11.54)	0:22.73 [9] (0:11.07)	0:34.27	+7
7	1	DREAM HOUR Andrew Mallyon	9	67.0 1200m	0:10.89 1200m	1:19.39 [7] (0:11.45)	1:07.94 [10] (0:10.89)	0:57.05 [10] (0:11.07)	0:45.98 [9] (0:11.60)	0:34.38 [8] (0:11.46)	0:22.92 [7] (0:11.04)	0:34.38	-1
8	14	IVAN'S HERO Samantha Collett	8	67.0 400m	0:11.01 1200m	1:19.45 [8] (0:11.28)	1:08.17 [9] (0:11.01)	0:57.16 [9] (0:11.22)	0:45.94 [10] (0:11.70)	0:34.24 [10] (0:11.45)	0:22.79 [10] (0:11.05)	0:34.24	+3
9	5	SLIPPIN' JIMMY Emily Lang	4	68.2 1200m	0:10.63 Overall	1:19.81 [9] (0:10.63)	1:09.18 [2] (0:10.73)	0:58.45 [1] (0:11.09)	0:47.36 [1] (0:11.70)	0:35.66 [2] (0:11.74)	0:23.92 [1] (0:11.51)	0:35.66	+0
10	12	AZZAREACH Angela Jones	5	67.6 1200m	0:10.68 Overall	1:20.30 [10] (0:10.68)	1:09.62 [3] (0:10.71)	0:58.91 [2] (0:11.07)	0:47.84 [2] (0:11.61)	0:36.23 [1] (0:11.84)	0:24.39 [2] (0:11.70)	0:36.23	+3

Scratched: Cunnamulla Fella (#8), Wild Chap (#4), Russian Roni (#10), Russian Alliance (#9)

Report Created: Sat 1 February 2025 16:57 GMT+1 (Note: Timing is based on position data)

Page 1/12

[] Ranking at each section and finish
 -:-:- No data available at this section
 NA No data available

SCN Saddle cloth number
 DNF Did not finish
 DNT Did not track

data processed by  TRIPLES DATA



Doomben QLD Professional

Race 8: SKY RACING BENCHMARK 85 Handicap - 1350m

01 February 2025 - 16:29



BRISBANE
RACING CLUB

Track Rating: Good 4, Weather: Fine, Rail Position: True

Section							200m			Last 600m
Field Times							0:11.82			0:34.68
Rank	TAB	Horse/Jockey	Barrier	Top Speed [km/h]	Fastest Section	Margin				Distance Travelled [m]
1	7	CORFE CASTLE Ryan Maloney	1	67.3 400m	0:10.76 Overall	0:11.82 [1] (0:11.82)	1:18.75		0:34.12	
2	3	SPACE TRACKER Jag Guthmann-Chester	3	67.3 1200m	0:10.60 Overall	0:11.84 [2] (0:11.84)	0.17L		0:34.31	+4
3	13	OUR MAGNUS Cody Collis	6	67.5 1200m	0:10.81 1200m	0:11.39 [7] (0:11.39)	1.06L		0:34.11	+4
4	11	ADDRIEL Kyle Wilson-Taylor	7	67.0 1000m	0:10.81 1200m	0:11.85 [3] (0:11.85)	2.13L		0:34.30	+1
5	6	CONSTANT FLIGHT Cejay Graham	2	66.6 1200m	0:10.78 Overall	0:11.74 [5] (0:11.74)	2.26L		0:34.45	+6
6	2	VIMINELE Jake Bayliss	10	67.6 1200m	0:10.89 1200m	0:11.66 [9] (0:11.66)	3.6L		0:34.27	+7
7	1	DREAM HOUR Andrew Mallyon	9	67.0 1200m	0:10.89 1200m	0:11.88 [6] (0:11.88)	3.75L		0:34.38	-1
8	14	IVAN'S HERO Samantha Collett	8	67.0 400m	0:11.01 1200m	0:11.74 [10] (0:11.74)	4.11L		0:34.24	+3
9	5	SLIPPIN' JIMMY Emily Lang	4	68.2 1200m	0:10.63 Overall	0:12.41 [4] (0:12.41)	6.22L		0:35.66	+0
10	12	AZZAREACH Angela Jones	5	67.6 1200m	0:10.68 Overall	0:12.69 [8] (0:12.69)	9.12L		0:36.23	+3

Scratched: Cunnamulla Fella (#8), Wild Chap (#4), Russian Roni (#10), Russian Alliance (#9)

Report Created: Sat 1 February 2025 16:57 GMT+1 (Note: Timing is based on position data)

Page 2/12

[] Ranking at each section and finish
 -:-:- No data available at this section
 NA No data available

SCN Saddle cloth number
 DNF Did not finish
 DNT Did not track

data processed by  **TRIPLES DATA**



Horse/Jockey Name	Corfe Castle
Final Rank	1
Fastest Section Time (Section)	0:10.76 (Overall)
Top Speed [km/h] (Section)	67.3 (400m)
Race State	Finished

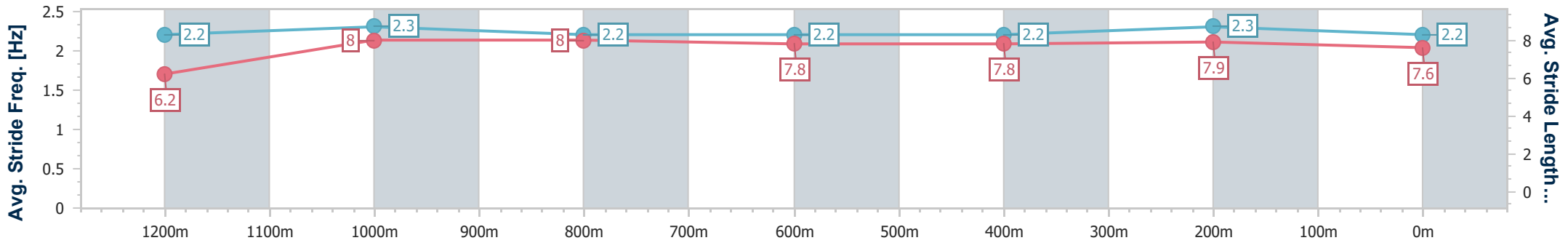
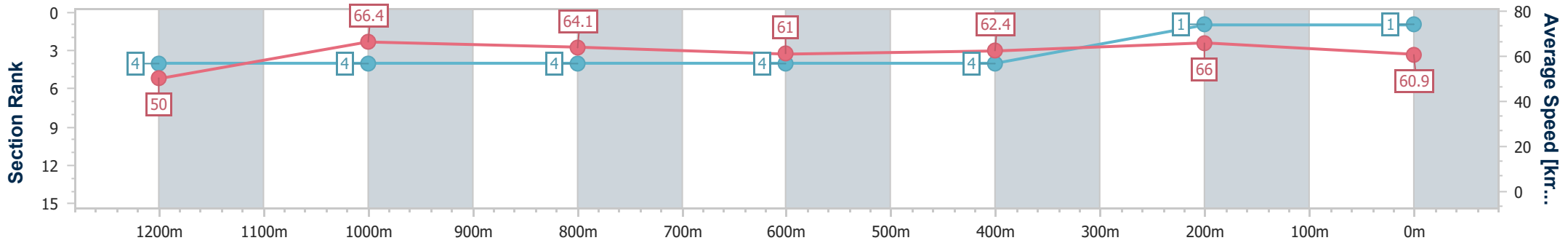


Doomben QLD Professional
Race 8: SKY RACING BENCHMARK 85 Handicap - 1350m
 01 February 2025 - 16:29
 Track Rating: Good 4, Weather: Fine, Rail Position: True



BRISBANE
RACING CLUB

Section	Overall	1200m	1000m	800m	600m	400m	200m
Section Times	1:18.75 [1] (0:10.76)	1:07.99 [4] (0:10.85)	0:57.14 [4] (0:11.24)	0:45.90 [4] (0:11.78)	0:34.12 [4] (0:11.38)	0:22.74 [4] (0:10.92)	0:11.82 [1] (0:11.82)
Average Speed [km/h]	50.0	66.4	64.1	61.0	62.4	66.0	60.9
Top Speed [km/h]	65.6	67.0	66.2	61.8	63.8	67.3	65.1
Avg. Dist. to Rail [m]	1.5	0.4	0.4	0.6	2.0	0.4	1.4
Avg. Stride Freq. [Hz]	2.2	2.3	2.2	2.2	2.2	2.3	2.2
Avg. Stride Length [m]	6.2	8.0	8.0	7.8	7.8	7.9	7.6



- [] Ranking at each section and finish
- .-.- No data available at this section
- NA No data available



Horse/Jockey Name	Space Tracker
Final Rank	2
Fastest Section Time (Section)	0:10.60 (Overall)
Top Speed [km/h] (Section)	67.3 (1200m)
Race State	Finished

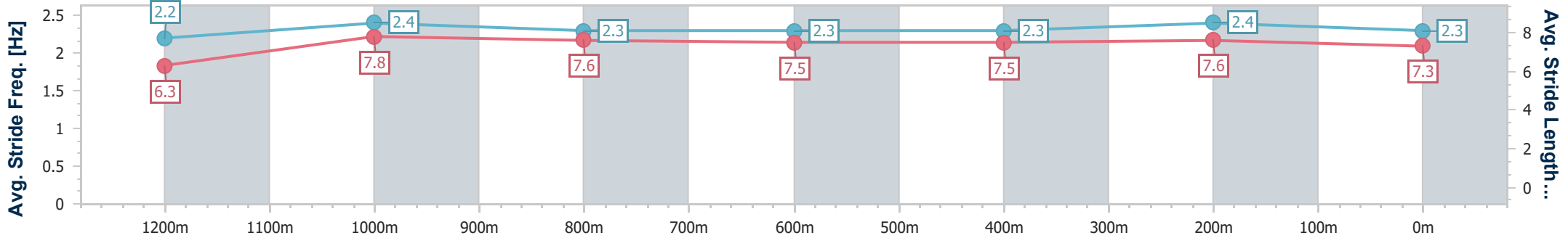
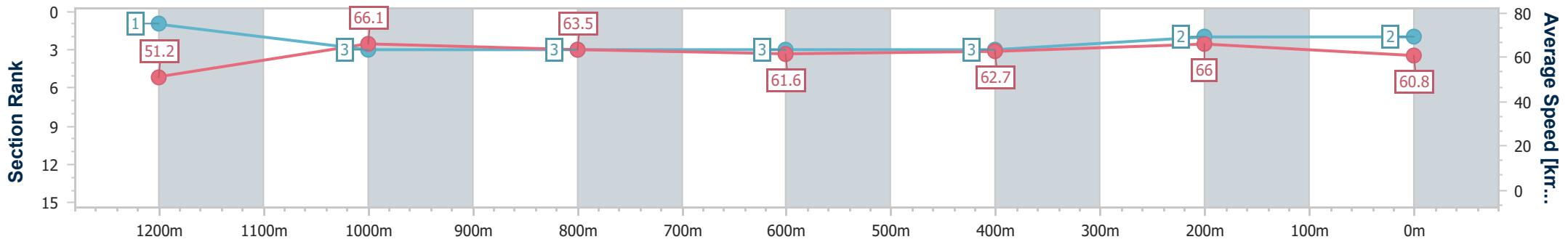


Doomben QLD Professional
Race 8: SKY RACING BENCHMARK 85 Handicap - 1350m
 01 February 2025 - 16:29
 Track Rating: Good 4, Weather: Fine, Rail Position: True



BRISBANE
RACING CLUB

Section	Overall	1200m	1000m	800m	600m	400m	200m
Section Times	1:18.78 [2] (0:10.60)	1:08.18 [1] (0:10.91)	0:57.27 [3] (0:11.33)	0:45.94 [3] (0:11.63)	0:34.31 [3] (0:11.51)	0:22.80 [3] (0:10.96)	0:11.84 [2] (0:11.84)
Average Speed [km/h]	51.2	66.1	63.5	61.6	62.7	66.0	60.8
Top Speed [km/h]	66.4	67.3	65.5	62.5	65.6	67.1	64.1
Avg. Dist. to Rail [m]	3.8	1.2	1.1	0.8	1.1	2.6	3.9
Avg. Stride Freq. [Hz]	2.2	2.4	2.3	2.3	2.3	2.4	2.3
Avg. Stride Length [m]	6.3	7.8	7.6	7.5	7.5	7.6	7.3



- [] Ranking at each section and finish
- .-.- No data available at this section
- NA No data available



Horse/Jockey Name	Our Magnus
Final Rank	3
Fastest Section Time (Section)	0:10.81 (1200m)
Top Speed [km/h] (Section)	67.5 (1200m)
Race State	Finished

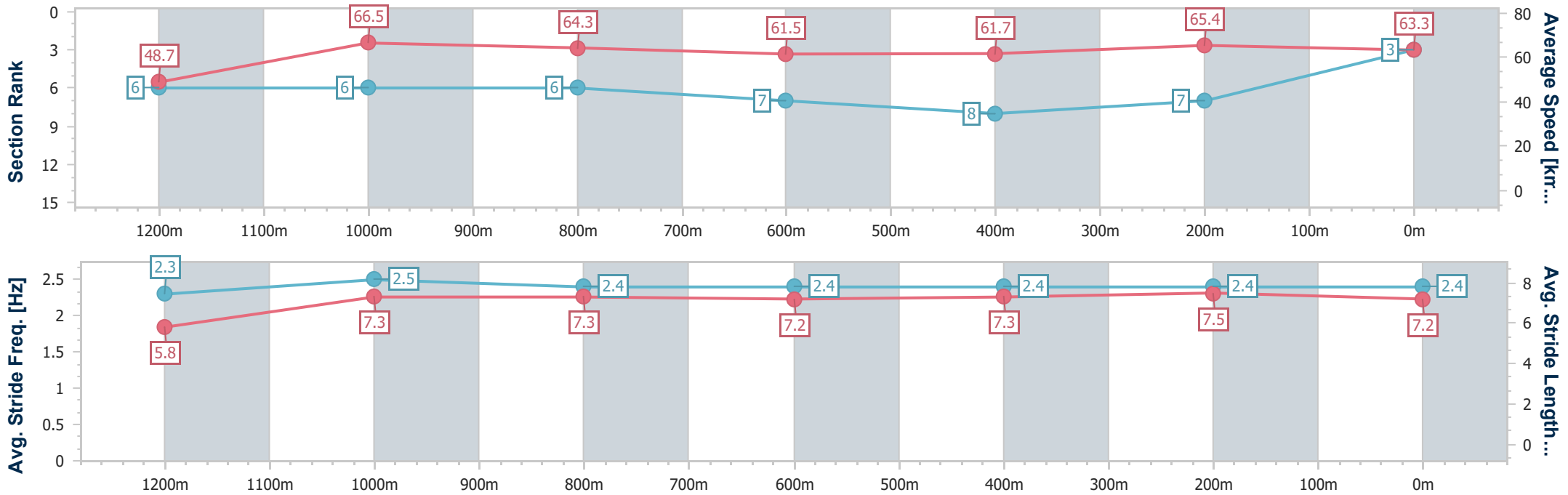


Doomben QLD Professional
Race 8: SKY RACING BENCHMARK 85 Handicap - 1350m
 01 February 2025 - 16:29
 Track Rating: Good 4, Weather: Fine, Rail Position: True



BRISBANE
RACING CLUB

Section	Overall	1200m	1000m	800m	600m	400m	200m
Section Times	1:18.93 [3] (0:11.11)	1:07.82 [6] (0:10.81)	0:57.01 [6] (0:11.20)	0:45.81 [6] (0:11.70)	0:34.11 [7] (0:11.70)	0:22.41 [8] (0:11.02)	0:11.39 [7] (0:11.39)
Average Speed [km/h]	48.7	66.5	64.3	61.5	61.7	65.4	63.3
Top Speed [km/h]	65.4	67.5	66.1	62.7	63.1	66.2	65.8
Avg. Dist. to Rail [m]	5.8	1.8	0.7	0.3	0.5	1.6	6.2
Avg. Stride Freq. [Hz]	2.3	2.5	2.4	2.4	2.4	2.4	2.4
Avg. Stride Length [m]	5.8	7.3	7.3	7.2	7.3	7.5	7.2



- [] Ranking at each section and finish
- .-.- No data available at this section
- NA No data available



Horse/Jockey Name	Addriel
Final Rank	4
Fastest Section Time (Section)	0:10.81 (1200m)
Top Speed [km/h] (Section)	67.0 (1000m)
Race State	Finished

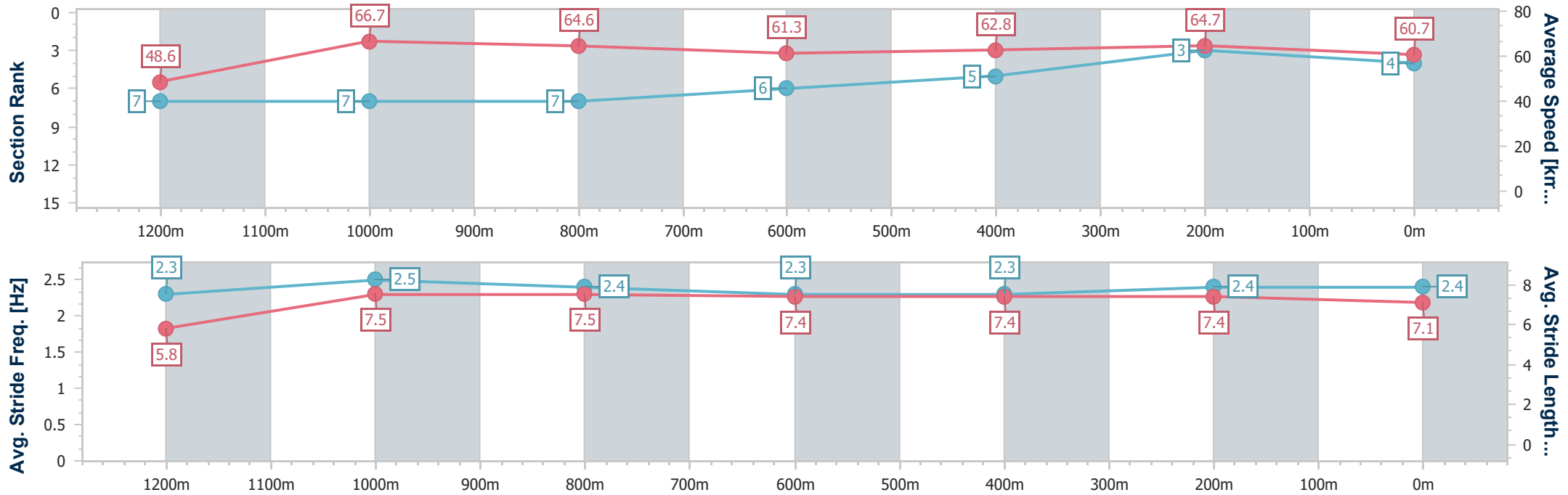


Doomben QLD Professional
Race 8: SKY RACING BENCHMARK 85 Handicap - 1350m
 01 February 2025 - 16:29
 Track Rating: Good 4, Weather: Fine, Rail Position: True



BRISBANE
RACING CLUB

Section	Overall	1200m	1000m	800m	600m	400m	200m
Section Times	1:19.12 [4] (0:11.13)	1:07.99 [7] (0:10.81)	0:57.18 [7] (0:11.18)	0:46.00 [7] (0:11.70)	0:34.30 [6] (0:11.38)	0:22.92 [5] (0:11.07)	0:11.85 [3] (0:11.85)
Average Speed [km/h]	48.6	66.7	64.6	61.3	62.8	64.7	60.7
Top Speed [km/h]	66.4	66.8	67.0	62.2	64.8	65.7	63.9
Avg. Dist. to Rail [m]	5.2	0.7	0.8	0.5	1.6	1.0	2.5
Avg. Stride Freq. [Hz]	2.3	2.5	2.4	2.3	2.3	2.4	2.4
Avg. Stride Length [m]	5.8	7.5	7.5	7.4	7.4	7.4	7.1



- [] Ranking at each section and finish
- .-.- No data available at this section
- NA No data available



Horse/Jockey Name	Constant Flight
Final Rank	5
Fastest Section Time (Section)	0:10.78 (Overall)
Top Speed [km/h] (Section)	66.6 (1200m)
Race State	Finished

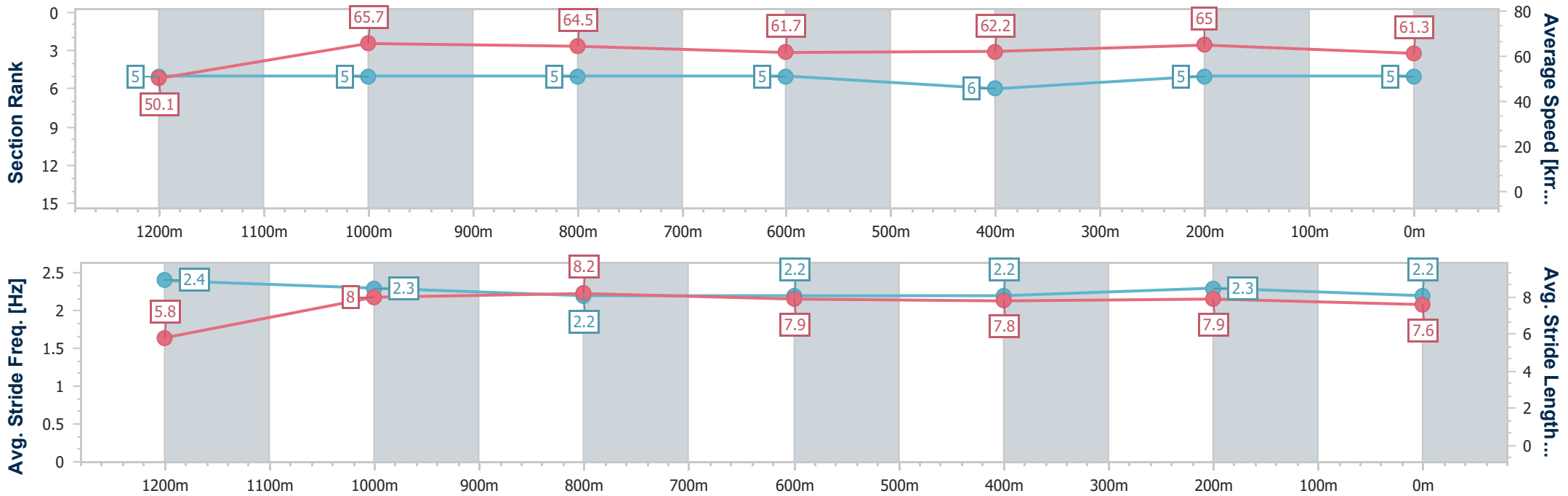


Doomben QLD Professional
Race 8: SKY RACING BENCHMARK 85 Handicap - 1350m
 01 February 2025 - 16:29
 Track Rating: Good 4, Weather: Fine, Rail Position: True



BRISBANE
RACING CLUB

Section	Overall	1200m	1000m	800m	600m	400m	200m
Section Times	1:19.14 [5] (0:10.78)	1:08.36 [5] (0:10.96)	0:57.40 [5] (0:11.23)	0:46.17 [5] (0:11.72)	0:34.45 [5] (0:11.58)	0:22.87 [6] (0:11.13)	0:11.74 [5] (0:11.74)
Average Speed [km/h]	50.1	65.7	64.5	61.7	62.2	65.0	61.3
Top Speed [km/h]	65.4	66.6	65.9	62.2	63.6	66.2	64.1
Avg. Dist. to Rail [m]	2.8	1.2	1.3	0.9	0.3	2.2	3.1
Avg. Stride Freq. [Hz]	2.4	2.3	2.2	2.2	2.2	2.3	2.2
Avg. Stride Length [m]	5.8	8.0	8.2	7.9	7.8	7.9	7.6



- [] Ranking at each section and finish
- .-.- No data available at this section
- NA No data available



Horse/Jockey Name	Viminele
Final Rank	6
Fastest Section Time (Section)	0:10.89 (1200m)
Top Speed [km/h] (Section)	67.6 (1200m)
Race State	Finished

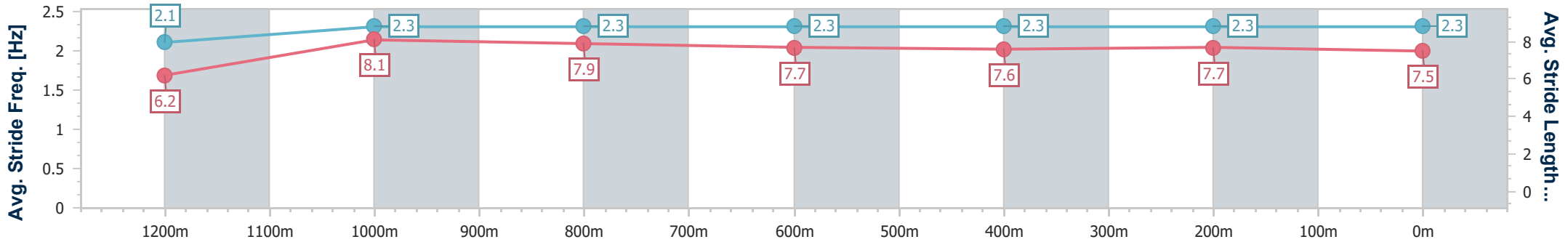
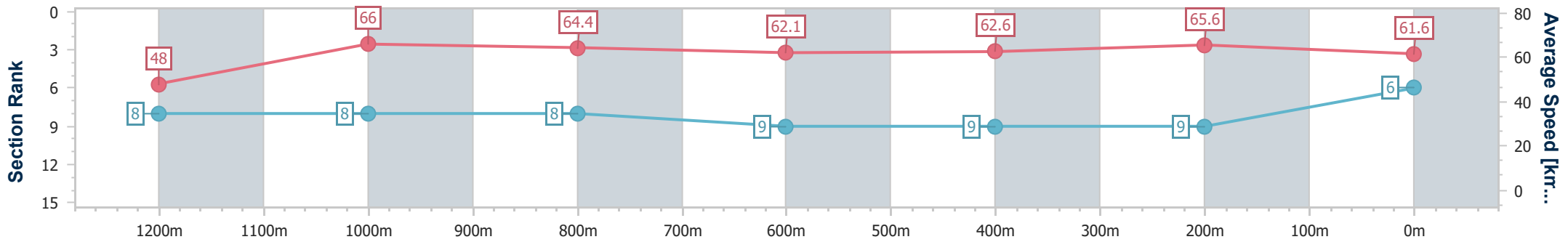


Doomben QLD Professional
Race 8: SKY RACING BENCHMARK 85 Handicap - 1350m
 01 February 2025 - 16:29
 Track Rating: Good 4, Weather: Fine, Rail Position: True



BRISBANE
RACING CLUB

Section	Overall	1200m	1000m	800m	600m	400m	200m
Section Times	1:19.37 [6] (0:11.24)	1:08.13 [8] (0:10.89)	0:57.24 [8] (0:11.25)	0:45.99 [8] (0:11.72)	0:34.27 [9] (0:11.54)	0:22.73 [9] (0:11.07)	0:11.66 [9]
Average Speed [km/h]	48.0	66.0	64.4	62.1	62.6	65.6	61.6
Top Speed [km/h]	65.6	67.6	65.9	63.6	64.8	66.5	64.9
Avg. Dist. to Rail [m]	8.6	3.3	2.4	1.5	1.0	3.8	6.0
Avg. Stride Freq. [Hz]	2.1	2.3	2.3	2.3	2.3	2.3	2.3
Avg. Stride Length [m]	6.2	8.1	7.9	7.7	7.6	7.7	7.5



- [] Ranking at each section and finish
- .-.- No data available at this section
- NA No data available



Horse/Jockey Name	Dream Hour
Final Rank	7
Fastest Section Time (Section)	0:10.89 (1200m)
Top Speed [km/h] (Section)	67.0 (1200m)
Race State	Finished

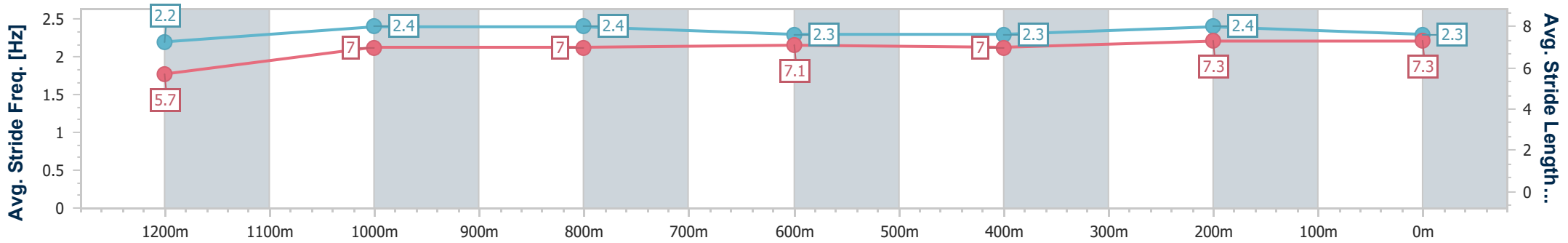
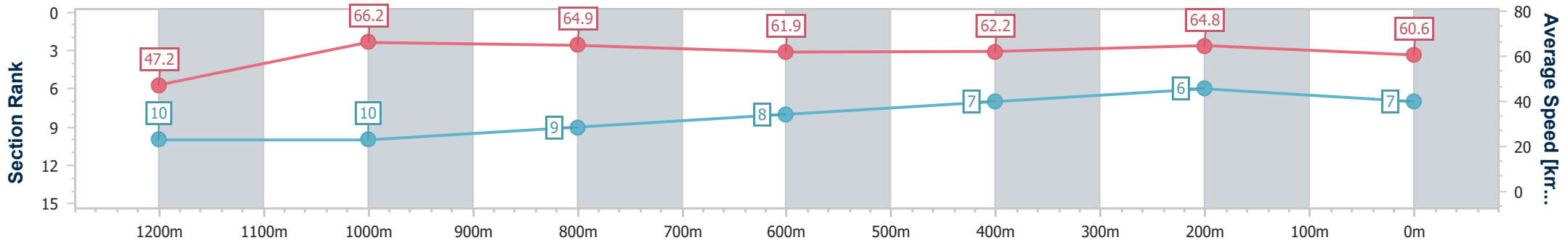


Doomben QLD Professional
Race 8: SKY RACING BENCHMARK 85 Handicap - 1350m
 01 February 2025 - 16:29
 Track Rating: Good 4, Weather: Fine, Rail Position: True



BRISBANE
RACING CLUB

Section	Overall	1200m	1000m	800m	600m	400m	200m
Section Times	1:19.39 [7] (0:11.45)	1:07.94 [10] (0:10.89)	0:57.05 [10] (0:11.07)	0:45.98 [9] (0:11.60)	0:34.38 [8] (0:11.46)	0:22.92 [7] (0:11.04)	0:11.88 [6] (0:11.88)
Average Speed [km/h]	47.2	66.2	64.9	61.9	62.2	64.8	60.6
Top Speed [km/h]	64.9	67.0	66.7	63.5	62.9	66.2	64.0
Avg. Dist. to Rail [m]	7.1	0.7	0.5	0.7	2.0	1.1	2.3
Avg. Stride Freq. [Hz]	2.2	2.4	2.4	2.3	2.3	2.4	2.3
Avg. Stride Length [m]	5.7	7.0	7.0	7.1	7.0	7.3	7.3



- [] Ranking at each section and finish
- .-.- No data available at this section
- NA No data available



Horse/Jockey Name	Ivan's Hero
Final Rank	8
Fastest Section Time (Section)	0:11.01 (1200m)
Top Speed [km/h] (Section)	67.0 (400m)
Race State	Finished

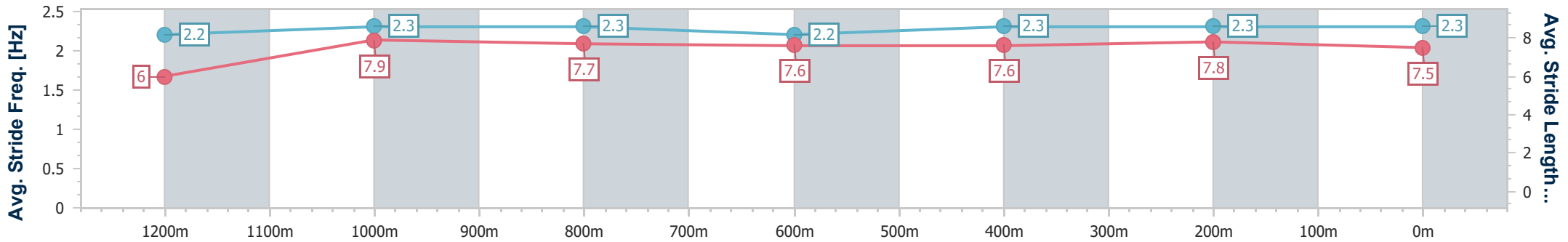
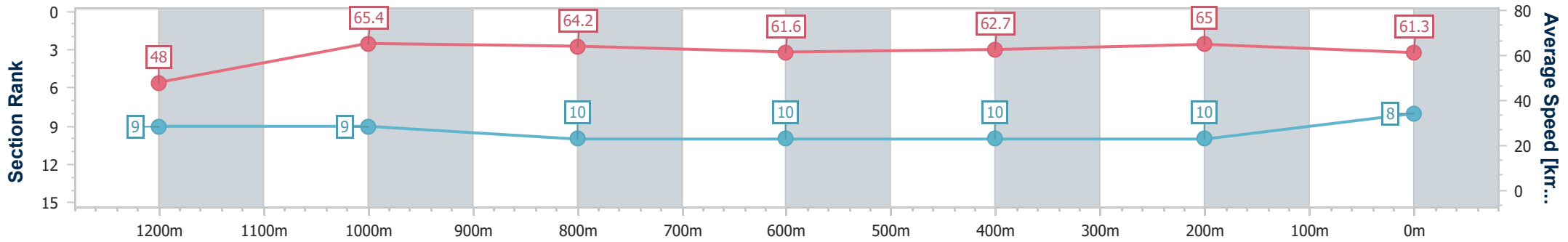


Doomben QLD Professional
Race 8: SKY RACING BENCHMARK 85 Handicap - 1350m
 01 February 2025 - 16:29
 Track Rating: Good 4, Weather: Fine, Rail Position: True



BRISBANE
RACING CLUB

Section	Overall	1200m	1000m	800m	600m	400m	200m
Section Times	1:19.45 [8] (0:11.28)	1:08.17 [9] (0:11.01)	0:57.16 [9] (0:11.22)	0:45.94 [10] (0:11.70)	0:34.24 [10] (0:11.45)	0:22.79 [10] (0:11.05)	0:11.74 [10] (0:11.74)
Average Speed [km/h]	48.0	65.4	64.2	61.6	62.7	65.0	61.3
Top Speed [km/h]	64.3	66.5	66.0	63.3	65.1	67.0	63.7
Avg. Dist. to Rail [m]	7.1	1.9	1.4	0.2	0.7	0.7	0.7
Avg. Stride Freq. [Hz]	2.2	2.3	2.3	2.2	2.3	2.3	2.3
Avg. Stride Length [m]	6.0	7.9	7.7	7.6	7.6	7.8	7.5



- [] Ranking at each section and finish
- .-.- No data available at this section
- NA No data available



Horse/Jockey Name	Slippin' Jimmy
Final Rank	9
Fastest Section Time (Section)	0:10.63 (Overall)
Top Speed [km/h] (Section)	68.2 (1200m)
Race State	Finished

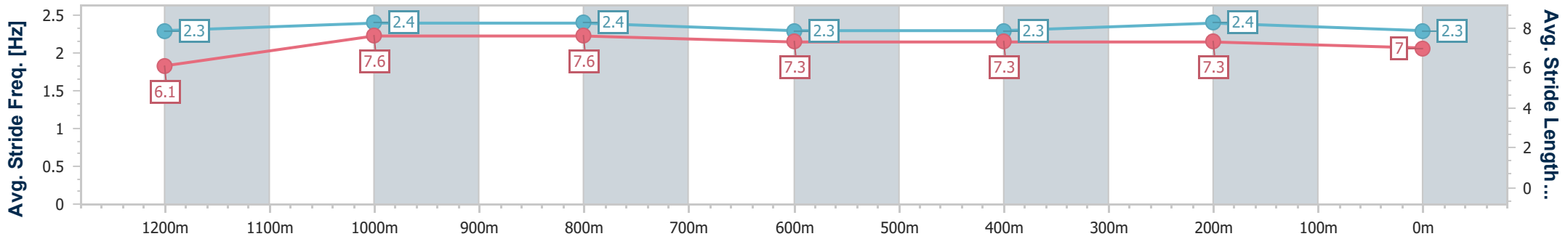
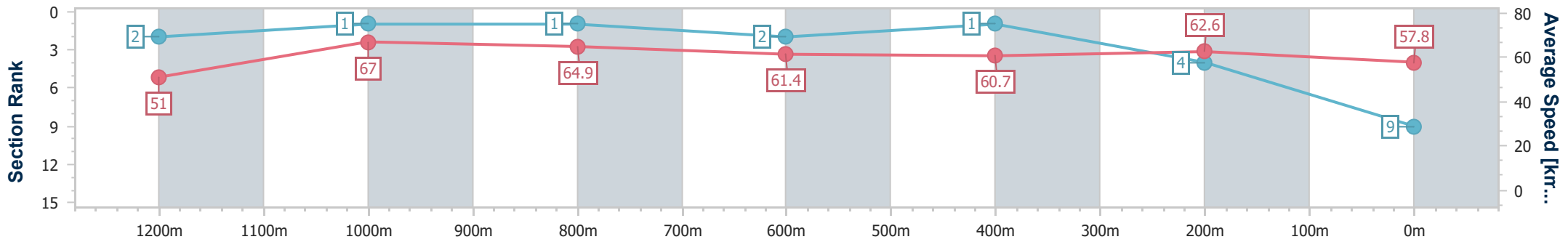


Doomben QLD Professional
Race 8: SKY RACING BENCHMARK 85 Handicap - 1350m
 01 February 2025 - 16:29
 Track Rating: Good 4, Weather: Fine, Rail Position: True



BRISBANE
RACING CLUB

Section	Overall	1200m	1000m	800m	600m	400m	200m
Section Times	1:19.81 [9] (0:10.63)	1:09.18 [2] (0:10.73)	0:58.45 [1] (0:11.09)	0:47.36 [1] (0:11.70)	0:35.66 [2] (0:11.74)	0:23.92 [1] (0:11.51)	0:12.41 [4] (0:12.41)
Average Speed [km/h]	51.0	67.0	64.9	61.4	60.7	62.6	57.8
Top Speed [km/h]	66.6	68.2	67.9	63.9	62.2	63.9	60.3
Avg. Dist. to Rail [m]	6.3	2.5	0.3	0.6	1.2	1.6	1.0
Avg. Stride Freq. [Hz]	2.3	2.4	2.4	2.3	2.3	2.4	2.3
Avg. Stride Length [m]	6.1	7.6	7.6	7.3	7.3	7.3	7.0



- [] Ranking at each section and finish
- .-.- No data available at this section
- NA No data available



Horse/Jockey Name	Azzareach
Final Rank	10
Fastest Section Time (Section)	0:10.68 (Overall)
Top Speed [km/h] (Section)	67.6 (1200m)
Race State	Finished

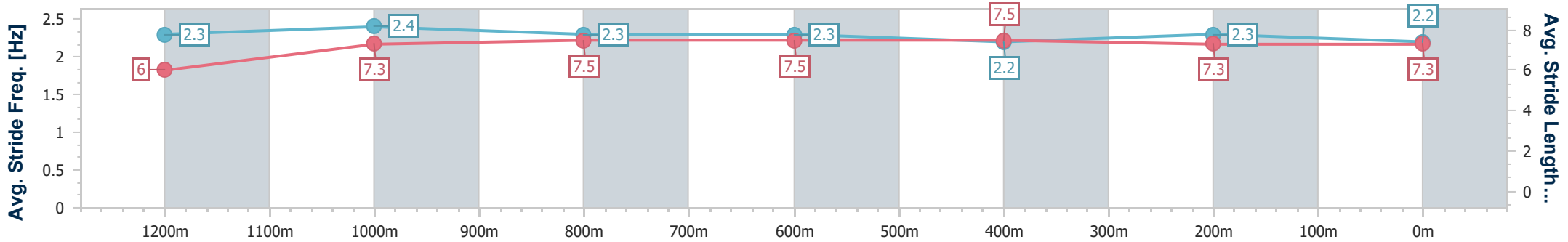
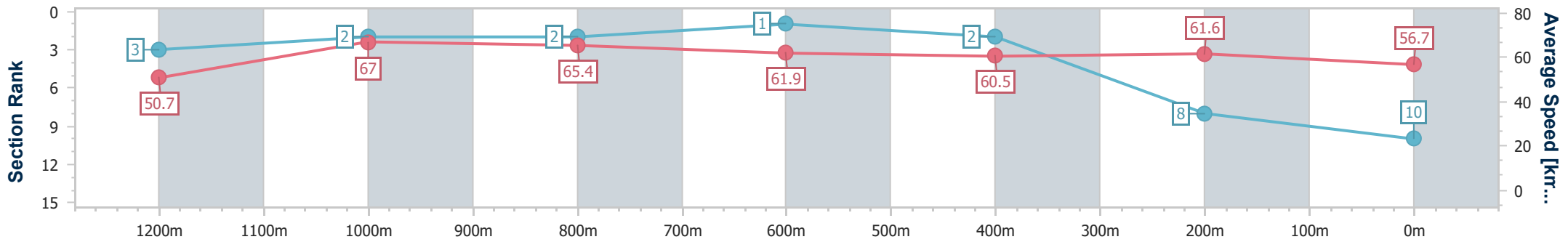


Doomben QLD Professional
Race 8: SKY RACING BENCHMARK 85 Handicap - 1350m
 01 February 2025 - 16:29
 Track Rating: Good 4, Weather: Fine, Rail Position: True



BRISBANE
RACING CLUB

Section	Overall	1200m	1000m	800m	600m	400m	200m
Section Times	1:20.30 [10] (0:10.68)	1:09.62 [3] (0:10.71)	0:58.91 [2] (0:11.07)	0:47.84 [2] (0:11.61)	0:36.23 [1] (0:11.84)	0:24.39 [2] (0:11.70)	0:12.69 [8] (0:12.69)
Average Speed [km/h]	50.7	67.0	65.4	61.9	60.5	61.6	56.7
Top Speed [km/h]	66.2	67.6	67.1	62.8	61.8	62.4	60.6
Avg. Dist. to Rail [m]	7.5	3.1	1.1	0.3	0.6	1.2	4.1
Avg. Stride Freq. [Hz]	2.3	2.4	2.3	2.3	2.2	2.3	2.2
Avg. Stride Length [m]	6.0	7.3	7.5	7.5	7.5	7.3	7.3



- [] Ranking at each section and finish
- .-.- No data available at this section
- NA No data available