



# Doomben QLD Professional

## Race 5: M2 ELECTRICAL No Metro Wins Handicap - 1110m

01 February 2025 - 14:33



BRISBANE  
RACING CLUB

Track Rating: Good 4, Weather: Fine, Rail Position: True

Section		Field Times										Last 600m		
		Overall	1000m	800m	600m	400m	200m						0:34.24	
		1:04.15 (0:08.56)	0:55.59 (0:10.51)	0:45.08 (0:10.84)	0:34.24 (0:11.09)	0:23.15 (0:11.21)	0:11.94 (0:11.94)							
Rank	TAB	Horse/Jockey	Barrier	Top Speed [km/h]	Fastest Section								Margin	Distance Travelled [m]
1	2	<b>MAXIMUM VORTEX</b> Cejay Graham	9	67.5	0:08.68	1:04.15 [1] (0:08.68)	0:55.47 [5] (0:11.05)	0:44.42 [5] (0:10.95)	0:33.47 [7] (0:11.05)	0:22.42 [7] (0:11.02)	0:11.40 [6] (0:11.40)	1:04.15	0:33.47	
2	6	<b>GROOVIN' THE MOO</b> Bailey Wheeler	3	67.6	0:08.77	1:04.17 [2] (0:08.77)	0:55.40 [6] (0:10.97)	0:44.43 [7] (0:10.88)	0:33.55 [6] (0:11.01)	0:22.54 [4] (0:10.89)	0:11.65 [4] (0:11.65)	0.09L	0:33.55	-7
3	8	<b>KEMI ZABI</b> Emily Lang	5	67.6	0:08.65	1:04.29 [3] (0:08.65)	0:55.64 [3] (0:10.83)	0:44.81 [3] (0:10.87)	0:33.94 [3] (0:11.09)	0:22.85 [3] (0:11.04)	0:11.81 [3] (0:11.81)	0.8L	0:33.94	-2
4	5	<b>THE FIXER</b> Jake Bayliss	2	69.4	0:08.68	1:04.33 [4] (0:08.68)	0:55.65 [4] (0:10.57)	0:45.08 [2] (0:10.89)	0:34.19 [2] (0:11.11)	0:23.08 [2] (0:11.11)	0:11.97 [2] (0:11.97)	1.04L	0:34.19	-4
5	14	<b>DECISIVE LASS</b> Tahlia Fenlon	7	68.3	0:09.34	1:04.41 [5] (0:09.34)	0:55.07 [11] (0:11.09)	0:43.98 [11] (0:10.64)	0:33.34 [11] (0:10.95)	0:22.39 [10] (0:10.87)	0:11.52 [10] (0:11.52)	1.48L	0:33.34	-6
6	9	<b>TARPS</b> Jade Hampson	1	69.7	0:08.60	1:04.44 [6] (0:08.60)	0:55.84 [2] (0:10.47)	0:45.37 [1] (0:10.84)	0:34.53 [1] (0:11.09)	0:23.44 [1] (0:11.21)	0:12.23 [1] (0:12.23)	1.67L	0:34.53	-5
7	3	<b>TRACK TALE</b> Cody Collis	8	68.2	0:08.86	1:04.44 [7] (0:08.86)	0:55.58 [7] (0:10.87)	0:44.71 [6] (0:10.86)	0:33.85 [5] (0:11.06)	0:22.79 [6] (0:11.11)	0:11.68 [7] (0:11.68)	1.7L	0:33.85	-1
8	1	<b>JACK BE LUCKY</b> Jasper Franklin	11	68.3	0:08.56	1:04.52 [8] (0:08.56)	0:55.96 [1] (0:11.07)	0:44.89 [4] (0:10.91)	0:33.98 [4] (0:11.10)	0:22.88 [5] (0:10.97)	0:11.91 [5] (0:11.91)	2.15L	0:33.98	+4
9	10	<b>ALL STASHED UP</b> Andrew Mallyon	6	68.8	0:09.10	1:04.52 [9] (0:09.10)	0:55.42 [10] (0:11.00)	0:44.42 [10] (0:10.75)	0:33.67 [9] (0:11.03)	0:22.64 [9] (0:10.99)	0:11.65 [9] (0:11.65)	2.17L	0:33.67	-3
10	11	<b>MR WANDJI</b> Sean Cormack	10	68.4	0:08.95	1:04.57 [10] (0:08.95)	0:55.62 [9] (0:11.06)	0:44.56 [9] (0:10.91)	0:33.65 [10] (0:11.11)	0:22.54 [11] (0:10.98)	0:11.56 [11] (0:11.56)	2.47L	0:33.65	+1

Scratched: Damo Dayz (#4), Galaxy General (#7), Deputize (#15), Opal Fields (#12)

[ ] Ranking at each section and finish  
 -:-:- No data available at this section  
 NA No data available

SCN Saddle cloth number  
 DNF Did not finish  
 DNT Did not track



# Doomben QLD Professional

## Race 5: M2 ELECTRICAL No Metro Wins Handicap - 1110m

01 February 2025 - 14:33



BRISBANE  
RACING CLUB

Track Rating: Good 4, Weather: Fine, Rail Position: True

Section	Overall	1000m	800m	600m	400m	200m	Last 600m
Field Times	1:04.15 (0:08.56)	0:55.59 (0:10.51)	0:45.08 (0:10.84)	0:34.24 (0:11.09)	0:23.15 (0:11.21)	0:11.94 (0:11.94)	0:34.24

Rank	TAB	Horse/Jockey	Barrier	Top Speed [km/h]	Fastest Section	Overall	1000m	800m	600m	400m	200m	Margin	Distance Travelled [m]	
11	13	SADDLE BOY	4	67.4	0:08.90	1:04.97 [11]	0:56.07 [8]	0:45.00 [8]	0:34.24 [8]	0:23.17 [8]	0:12.12 [8]	4.78L	0:34.24	-8
		Taylor Marshall		800m	Overall	(0:08.90)	(0:11.07)	(0:10.76)	(0:11.07)	(0:11.05)	(0:12.12)			

Scratched: Damo Dayz (#4), Galaxy General (#7), Deputize (#15), Opal Fields (#12)

[ ] Ranking at each section and finish  
 -:-:- No data available at this section  
 NA No data available

SCN Saddle cloth number  
 DNF Did not finish  
 DNT Did not track



Horse/Jockey Name	Maximum Vortex
Final Rank	1
Fastest Section Time (Section)	0:08.68 (Overall)
Top Speed [km/h] (Section)	67.5 (800m)
Race State	Finished

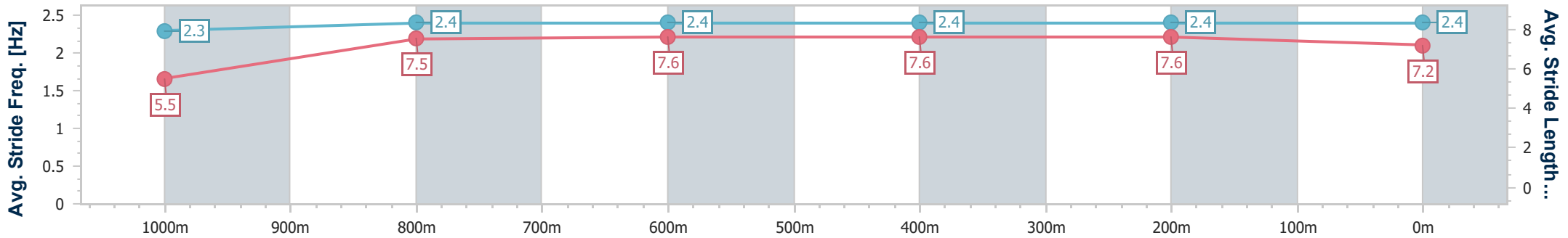
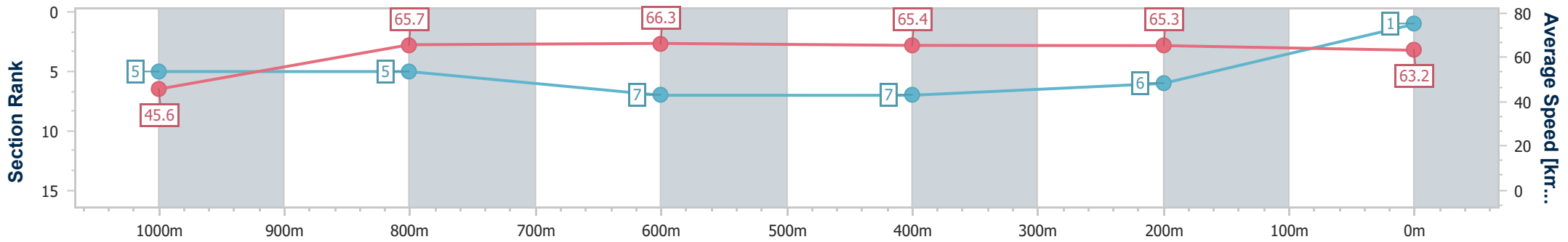


**Doomben QLD Professional**  
**Race 5: M2 ELECTRICAL No Metro Wins Handicap - 1110m**  
 01 February 2025 - 14:33  
 Track Rating: Good 4, Weather: Fine, Rail Position: True



**BRISBANE**  
RACING CLUB

Section	Overall	1000m	800m	600m	400m	200m
Section Times	1:04.15 [1] (0:08.68)	0:55.47 [5] (0:11.05)	0:44.42 [5] (0:10.95)	0:33.47 [7] (0:11.05)	0:22.42 [7] (0:11.02)	0:11.40 [6]
Average Speed [km/h]	45.6	65.7	66.3	65.4	65.3	63.2
Top Speed [km/h]	63.7	67.3	67.5	66.5	66.3	65.5
Avg. Dist. to Rail [m]	9.2	3.7	1.7	0.7	2.5	5.2
Avg. Stride Freq. [Hz]	2.3	2.4	2.4	2.4	2.4	2.4
Avg. Stride Length [m]	5.5	7.5	7.6	7.6	7.6	7.2



- [ ] Ranking at each section and finish
- .-.- No data available at this section
- NA No data available



Horse/Jockey Name	Groovin' The Moo
Final Rank	2
Fastest Section Time (Section)	0:08.77 (Overall)
Top Speed [km/h] (Section)	67.6 (1000m)
Race State	Finished

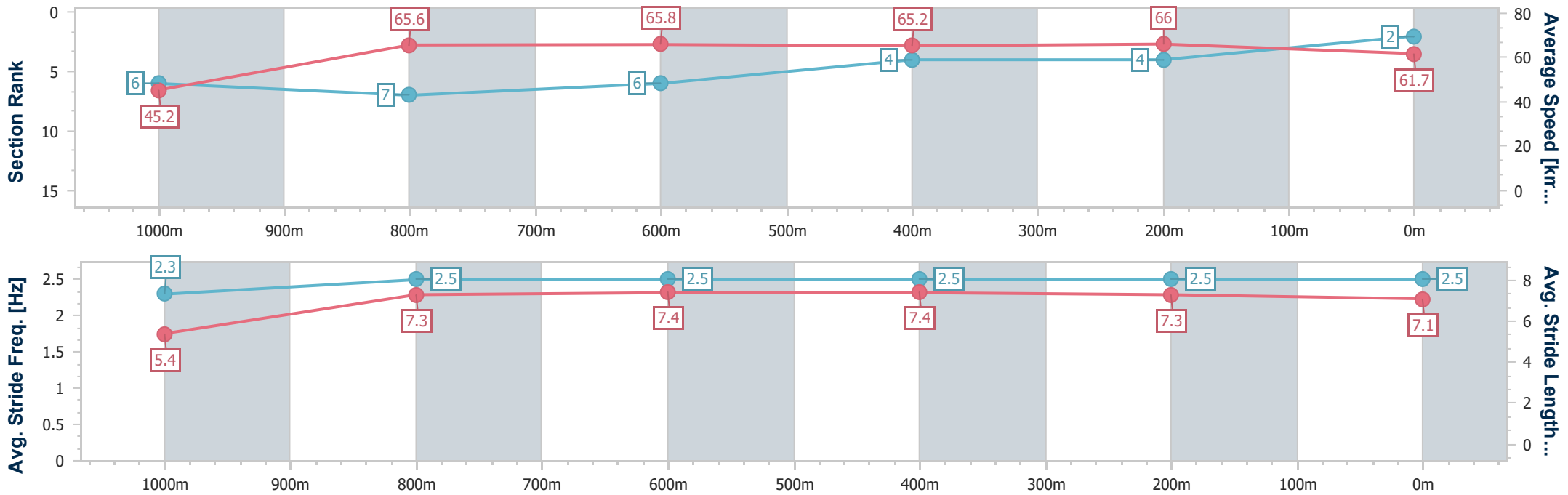


**Doomben QLD Professional**  
**Race 5: M2 ELECTRICAL No Metro Wins Handicap - 1110m**  
 01 February 2025 - 14:33  
 Track Rating: Good 4, Weather: Fine, Rail Position: True



BRISBANE  
RACING CLUB

Section	Overall	1000m	800m	600m	400m	200m
Section Times	1:04.17 [2] (0:08.77)	0:55.40 [6] (0:10.97)	0:44.43 [7] (0:10.88)	0:33.55 [6] (0:11.01)	0:22.54 [4] (0:10.89)	0:11.65 [4] (0:11.65)
Average Speed [km/h]	45.2	65.6	65.8	65.2	66.0	61.7
Top Speed [km/h]	61.3	67.6	67.5	65.9	67.3	65.6
Avg. Dist. to Rail [m]	4.2	1.4	0.6	1.0	0.9	1.7
Avg. Stride Freq. [Hz]	2.3	2.5	2.5	2.5	2.5	2.5
Avg. Stride Length [m]	5.4	7.3	7.4	7.4	7.3	7.1



- [ ] Ranking at each section and finish
- .-.- No data available at this section
- NA No data available



Horse/Jockey Name	Kemi Zabi
Final Rank	3
Fastest Section Time (Section)	0:08.65 (Overall)
Top Speed [km/h] (Section)	67.6 (1000m)
Race State	Finished

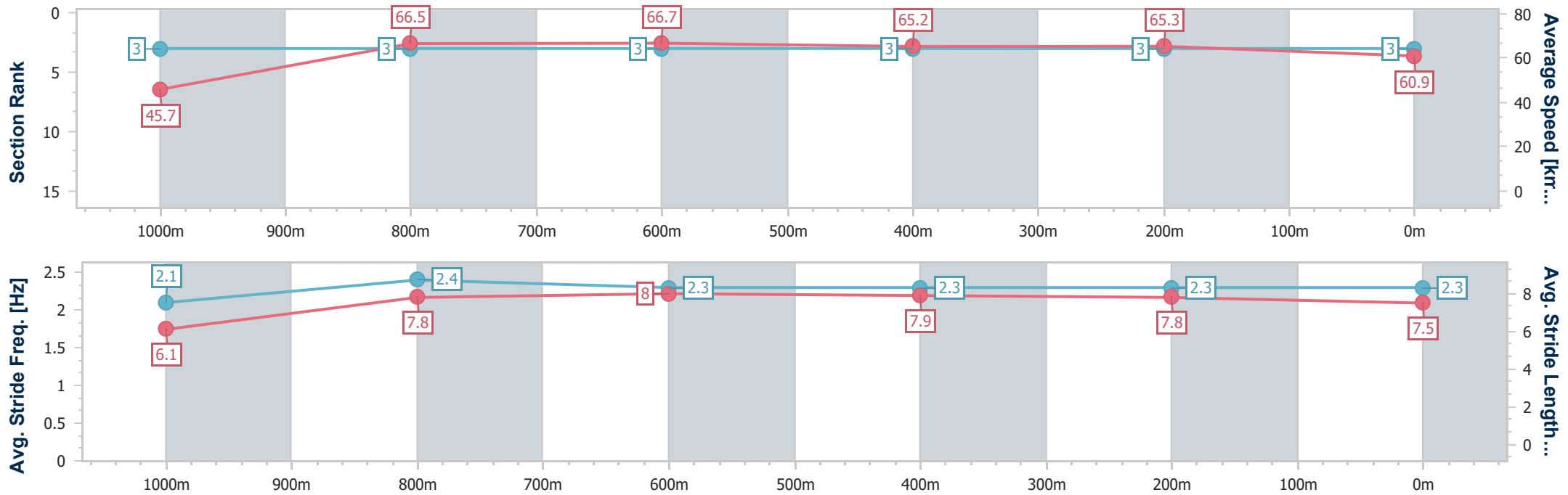


**Doomben QLD Professional**  
**Race 5: M2 ELECTRICAL No Metro Wins Handicap - 1110m**  
 01 February 2025 - 14:33  
 Track Rating: Good 4, Weather: Fine, Rail Position: True



BRISBANE  
RACING CLUB

Section	Overall	1000m	800m	600m	400m	200m
Section Times	1:04.29 [3] (0:08.65)	0:55.64 [3] (0:10.83)	0:44.81 [3] (0:10.87)	0:33.94 [3] (0:11.09)	0:22.85 [3] (0:11.04)	0:11.81 [3] (0:11.81)
Average Speed [km/h]	45.7	66.5	66.7	65.2	65.3	60.9
Top Speed [km/h]	65.2	67.6	67.1	65.7	66.0	63.9
Avg. Dist. to Rail [m]	6.3	2.3	0.8	0.7	1.9	3.7
Avg. Stride Freq. [Hz]	2.1	2.4	2.3	2.3	2.3	2.3
Avg. Stride Length [m]	6.1	7.8	8.0	7.9	7.8	7.5



- [ ] Ranking at each section and finish
- .-.- No data available at this section
- NA No data available



Horse/Jockey Name	The Fixer
Final Rank	4
Fastest Section Time (Section)	0:08.68 (Overall)
Top Speed [km/h] (Section)	69.4 (1000m)
Race State	Finished

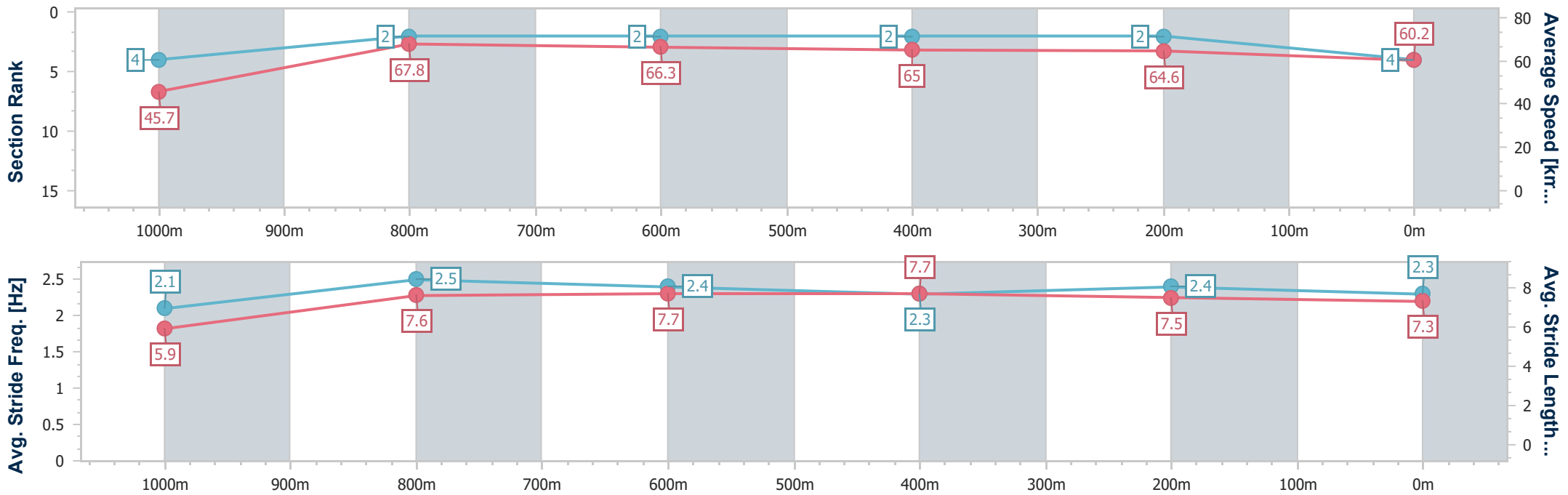


**Doomben QLD Professional**  
**Race 5: M2 ELECTRICAL No Metro Wins Handicap - 1110m**  
 01 February 2025 - 14:33  
 Track Rating: Good 4, Weather: Fine, Rail Position: True



BRISBANE  
RACING CLUB

Section	Overall	1000m	800m	600m	400m	200m
Section Times	1:04.33 [4] (0:08.68)	0:55.65 [4] (0:10.57)	0:45.08 [2] (0:10.89)	0:34.19 [2] (0:11.11)	0:23.08 [2] (0:11.11)	0:11.97 [2] (0:11.97)
Average Speed [km/h]	45.7	67.8	66.3	65.0	64.6	60.2
Top Speed [km/h]	66.1	69.4	68.4	66.3	66.2	62.6
Avg. Dist. to Rail [m]	2.3	1.1	0.8	0.7	1.3	2.2
Avg. Stride Freq. [Hz]	2.1	2.5	2.4	2.3	2.4	2.3
Avg. Stride Length [m]	5.9	7.6	7.7	7.7	7.5	7.3



- [ ] Ranking at each section and finish
- .-.- No data available at this section
- NA No data available



Horse/Jockey Name	Decisive Lass
Final Rank	5
Fastest Section Time (Section)	0:09.34 (Overall)
Top Speed [km/h] (Section)	68.3 (800m)
Race State	Finished

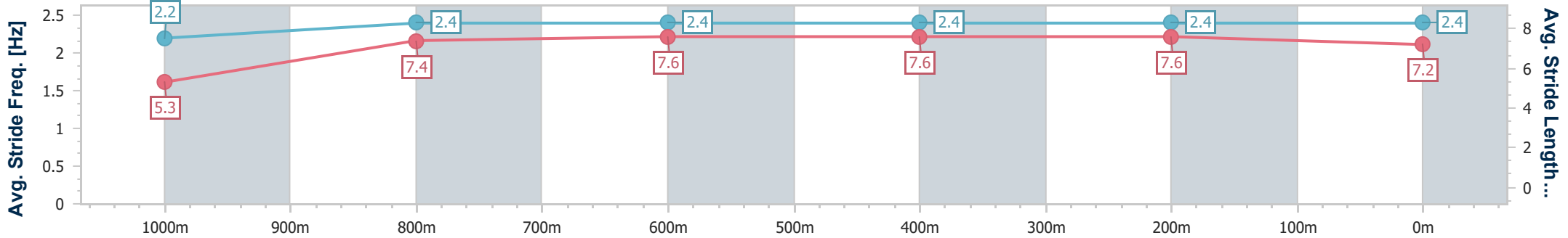
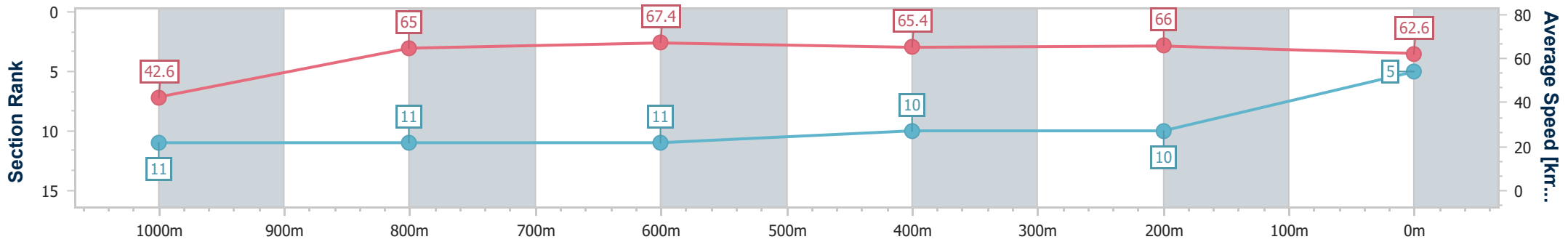


**Doomben QLD Professional**  
**Race 5: M2 ELECTRICAL No Metro Wins Handicap - 1110m**  
 01 February 2025 - 14:33  
 Track Rating: Good 4, Weather: Fine, Rail Position: True



BRISBANE  
RACING CLUB

Section	Overall	1000m	800m	600m	400m	200m
Section Times	1:04.41 [5] (0:09.34)	0:55.07 [11] (0:11.09)	0:43.98 [11] (0:10.64)	0:33.34 [11] (0:10.95)	0:22.39 [10] (0:10.87)	0:11.52 [10]
Average Speed [km/h]	42.6	65.0	67.4	65.4	66.0	62.6
Top Speed [km/h]	59.9	67.6	68.3	67.0	67.4	66.4
Avg. Dist. to Rail [m]	6.7	1.3	0.5	0.8	0.9	1.8
Avg. Stride Freq. [Hz]	2.2	2.4	2.4	2.4	2.4	2.4
Avg. Stride Length [m]	5.3	7.4	7.6	7.6	7.6	7.2



- [ ] Ranking at each section and finish
- .-.- No data available at this section
- NA No data available



Horse/Jockey Name	Tarps
Final Rank	6
Fastest Section Time (Section)	0:08.60 (Overall)
Top Speed [km/h] (Section)	69.7 (1000m)
Race State	Finished

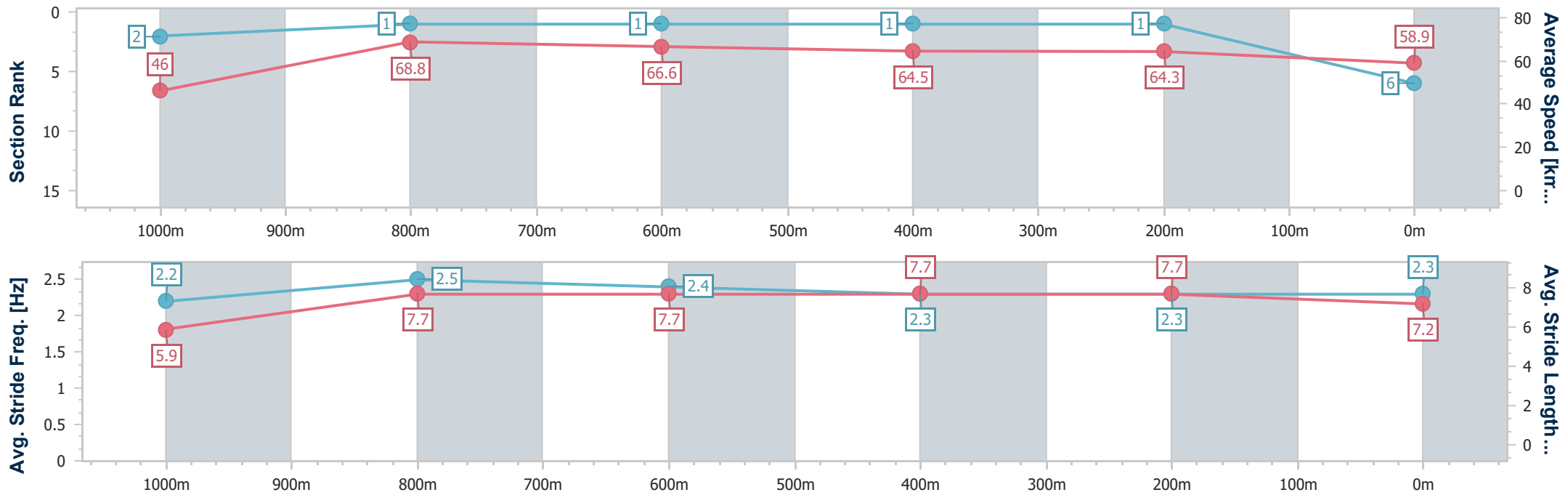


**Doomben QLD Professional**  
**Race 5: M2 ELECTRICAL No Metro Wins Handicap - 1110m**  
 01 February 2025 - 14:33  
 Track Rating: Good 4, Weather: Fine, Rail Position: True



BRISBANE  
RACING CLUB

Section	Overall	1000m	800m	600m	400m	200m
Section Times	1:04.44 [6] (0:08.60)	0:55.84 [2] (0:10.47)	0:45.37 [1] (0:10.84)	0:34.53 [1] (0:11.09)	0:23.44 [1] (0:11.21)	0:12.23 [1] (0:12.23)
Average Speed [km/h]	46.0	68.8	66.6	64.5	64.3	58.9
Top Speed [km/h]	66.5	69.7	67.9	65.8	64.9	62.4
Avg. Dist. to Rail [m]	1.4	0.6	0.9	1.0	0.6	0.4
Avg. Stride Freq. [Hz]	2.2	2.5	2.4	2.3	2.3	2.3
Avg. Stride Length [m]	5.9	7.7	7.7	7.7	7.7	7.2



- [ ] Ranking at each section and finish
- .-.- No data available at this section
- NA No data available





Horse/Jockey Name	Track Tale
Final Rank	7
Fastest Section Time (Section)	0:08.86 (Overall)
Top Speed [km/h] (Section)	68.2 (800m)
Race State	Finished

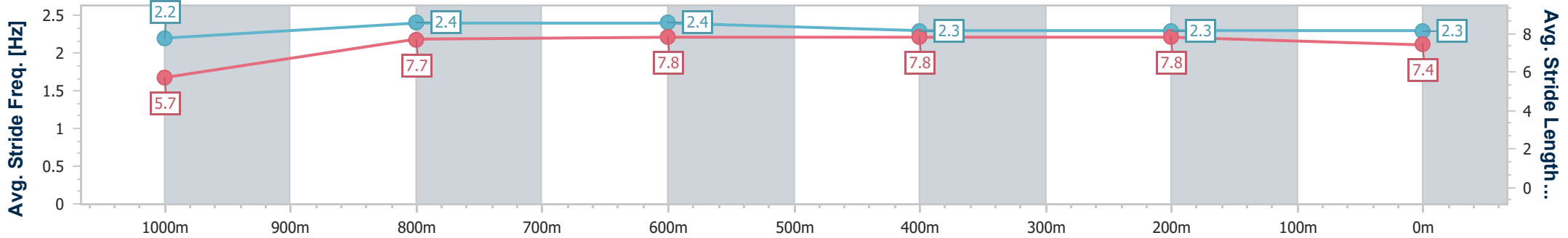
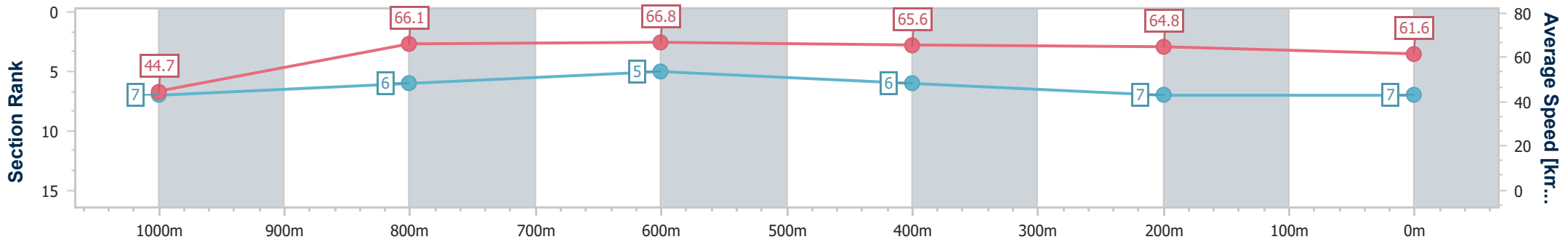


**Doomben QLD Professional**  
**Race 5: M2 ELECTRICAL No Metro Wins Handicap - 1110m**  
 01 February 2025 - 14:33  
 Track Rating: Good 4, Weather: Fine, Rail Position: True



BRISBANE  
RACING CLUB

Section	Overall	1000m	800m	600m	400m	200m
Section Times	1:04.44 [7] (0:08.86)	0:55.58 [7] (0:10.87)	0:44.71 [6] (0:10.86)	0:33.85 [5] (0:11.06)	0:22.79 [6] (0:11.11)	0:11.68 [7] (0:11.68)
Average Speed [km/h]	44.7	66.1	66.8	65.6	64.8	61.6
Top Speed [km/h]	63.6	68.2	68.2	66.9	65.6	64.9
Avg. Dist. to Rail [m]	7.5	1.3	1.3	0.8	2.0	2.2
Avg. Stride Freq. [Hz]	2.2	2.4	2.4	2.3	2.3	2.3
Avg. Stride Length [m]	5.7	7.7	7.8	7.8	7.8	7.4



- [ ] Ranking at each section and finish
- .-.- No data available at this section
- NA No data available



Horse/Jockey Name	Jack Be Lucky
Final Rank	8
Fastest Section Time (Section)	0:08.56 (Overall)
Top Speed [km/h] (Section)	68.3 (800m)
Race State	Finished

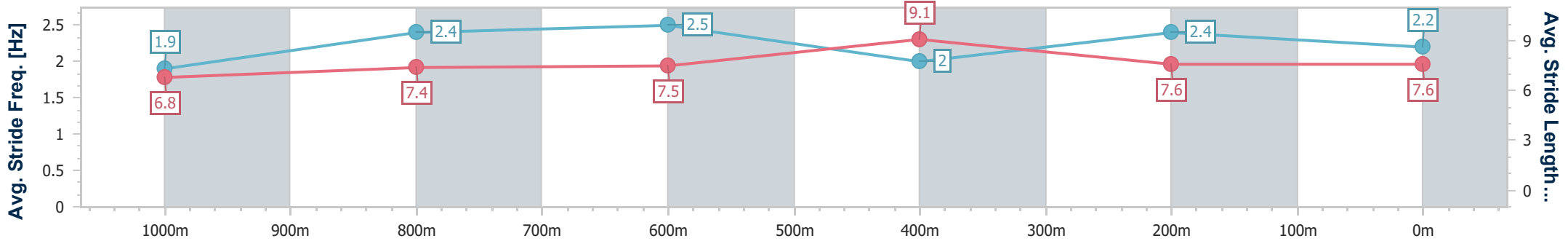
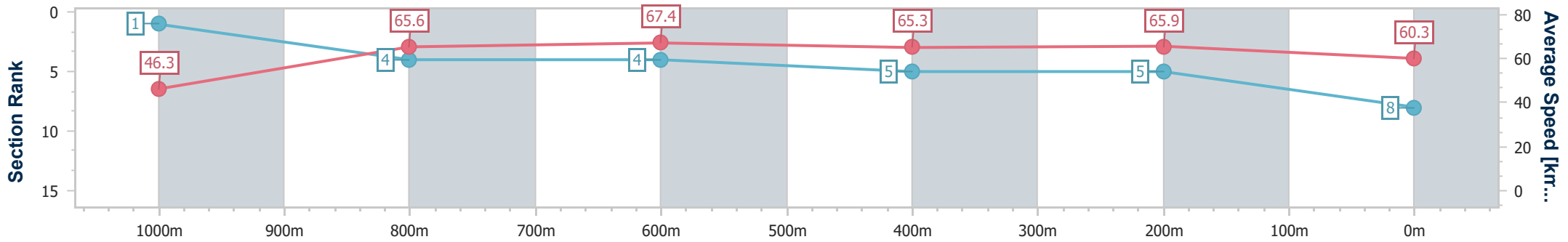


**Doomben QLD Professional**  
**Race 5: M2 ELECTRICAL No Metro Wins Handicap - 1110m**  
 01 February 2025 - 14:33  
 Track Rating: Good 4, Weather: Fine, Rail Position: True



BRISBANE  
RACING CLUB

Section	Overall	1000m	800m	600m	400m	200m
Section Times	1:04.52 [8] (0:08.56)	0:55.96 [1] (0:11.07)	0:44.89 [4] (0:10.91)	0:33.98 [4] (0:11.10)	0:22.88 [5] (0:10.97)	0:11.91 [5] (0:11.91)
Average Speed [km/h]	46.3	65.6	67.4	65.3	65.9	60.3
Top Speed [km/h]	63.2	66.8	68.3	66.2	67.0	63.7
Avg. Dist. to Rail [m]	11.0	4.4	3.5	1.6	2.6	5.1
Avg. Stride Freq. [Hz]	1.9	2.4	2.5	2.0	2.4	2.2
Avg. Stride Length [m]	6.8	7.4	7.5	9.1	7.6	7.6



- [ ] Ranking at each section and finish
- .-.- No data available at this section
- NA No data available



Horse/Jockey Name	All Stashed Up
Final Rank	9
Fastest Section Time (Section)	0:09.10 (Overall)
Top Speed [km/h] (Section)	68.8 (800m)
Race State	Finished



Doomben QLD Professional

Race 5: M2 ELECTRICAL No Metro Wins Handicap - 1110m

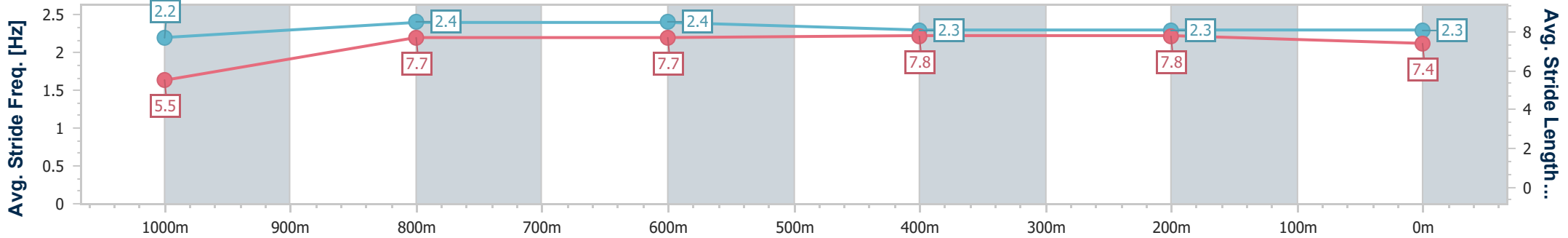
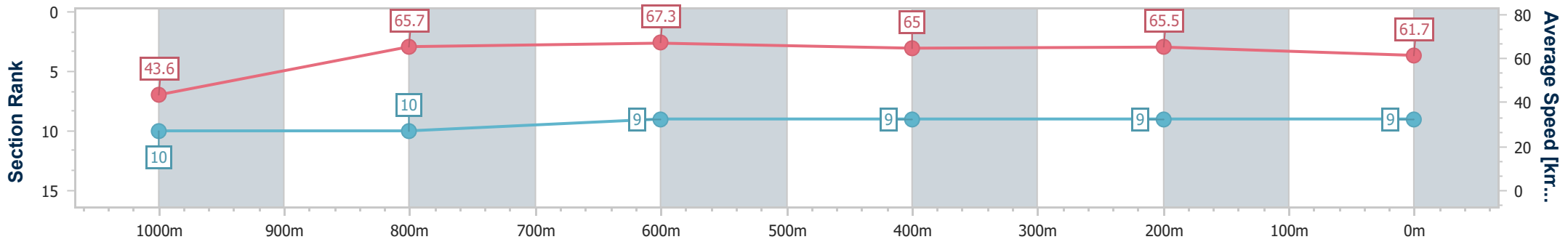
01 February 2025 - 14:33

Track Rating: Good 4, Weather: Fine, Rail Position: True



BRISBANE RACING CLUB

Section	Overall	1000m	800m	600m	400m	200m
Section Times	1:04.52 [9] (0:09.10)	0:55.42 [10] (0:11.00)	0:44.42 [10] (0:10.75)	0:33.67 [9] (0:11.03)	0:22.64 [9] (0:10.99)	0:11.65 [9] (0:11.65)
Average Speed [km/h]	43.6	65.7	67.3	65.0	65.5	61.7
Top Speed [km/h]	61.3	67.6	68.8	66.8	66.6	65.2
Avg. Dist. to Rail [m]	6.5	2.2	0.9	0.5	0.8	0.7
Avg. Stride Freq. [Hz]	2.2	2.4	2.4	2.3	2.3	2.3
Avg. Stride Length [m]	5.5	7.7	7.7	7.8	7.8	7.4



- [ ] Ranking at each section and finish
- .-.- No data available at this section
- NA No data available



Horse/Jockey Name	Mr Wandji
Final Rank	10
Fastest Section Time (Section)	0:08.95 (Overall)
Top Speed [km/h] (Section)	68.4 (800m)
Race State	Finished

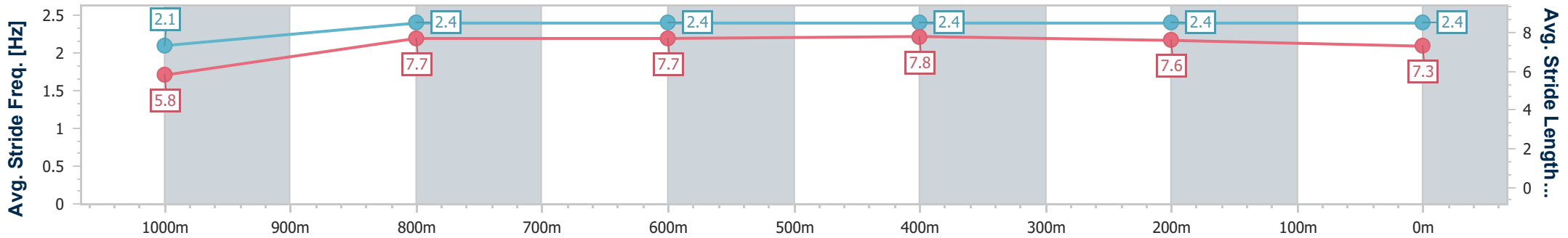
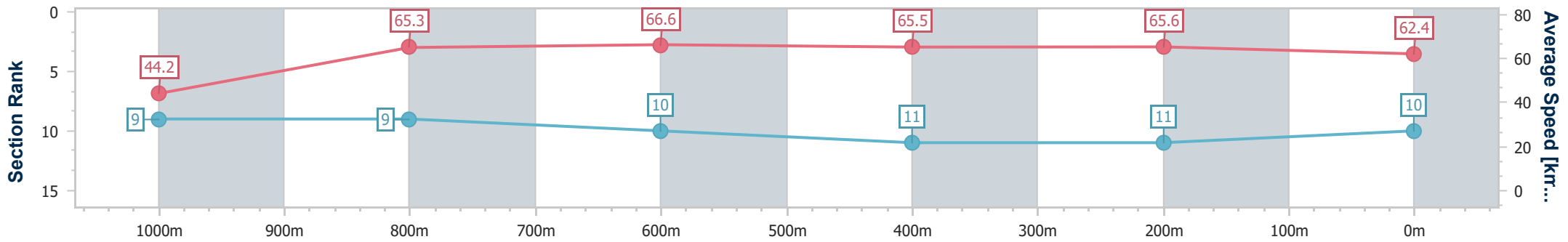


**Doomben QLD Professional**  
**Race 5: M2 ELECTRICAL No Metro Wins Handicap - 1110m**  
 01 February 2025 - 14:33  
 Track Rating: Good 4, Weather: Fine, Rail Position: True



BRISBANE  
RACING CLUB

Section	Overall	1000m	800m	600m	400m	200m
Section Times	1:04.57 [10] (0:08.95)	0:55.62 [9] (0:11.06)	0:44.56 [9] (0:10.91)	0:33.65 [10] (0:11.11)	0:22.54 [11] (0:10.98)	0:11.56 [11] (0:11.56)
Average Speed [km/h]	44.2	65.3	66.6	65.5	65.6	62.4
Top Speed [km/h]	62.4	67.5	68.4	66.5	66.6	64.8
Avg. Dist. to Rail [m]	9.0	2.2	1.8	1.5	3.1	5.8
Avg. Stride Freq. [Hz]	2.1	2.4	2.4	2.4	2.4	2.4
Avg. Stride Length [m]	5.8	7.7	7.7	7.8	7.6	7.3



- [ ] Ranking at each section and finish
- .-.- No data available at this section
- NA No data available



Horse/Jockey Name	Saddle Boy
Final Rank	11
Fastest Section Time (Section)	0:08.90 (Overall)
Top Speed [km/h] (Section)	67.4 (800m)
Race State	Finished

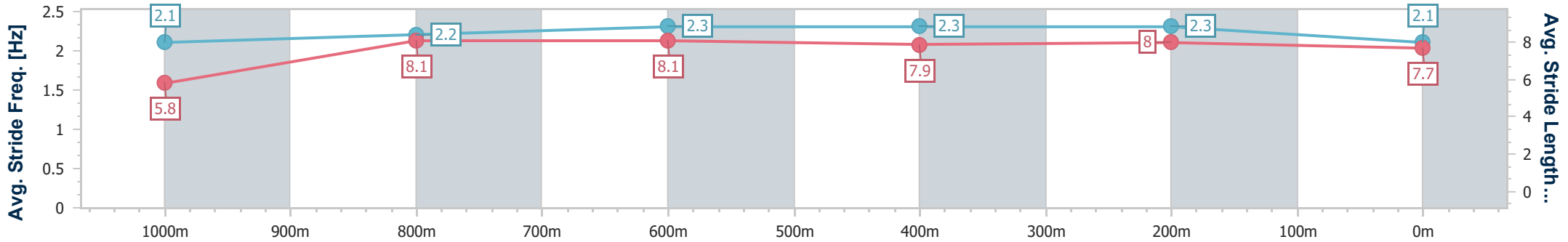
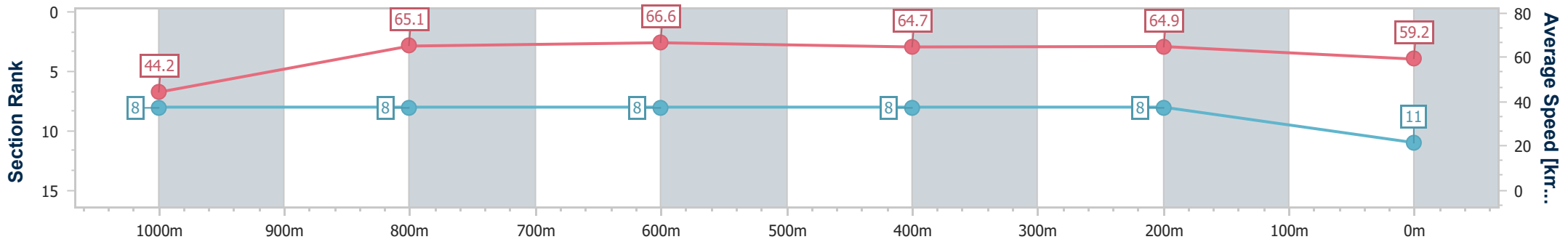


**Doomben QLD Professional**  
**Race 5: M2 ELECTRICAL No Metro Wins Handicap - 1110m**  
 01 February 2025 - 14:33  
 Track Rating: Good 4, Weather: Fine, Rail Position: True



BRISBANE  
RACING CLUB

Section	Overall	1000m	800m	600m	400m	200m
Section Times	1:04.97 [11] (0:08.90)	0:56.07 [8] (0:11.07)	0:45.00 [8] (0:10.76)	0:34.24 [8] (0:11.07)	0:23.17 [8] (0:11.05)	0:12.12 [8] (0:12.12)
Average Speed [km/h]	44.2	65.1	66.6	64.7	64.9	59.2
Top Speed [km/h]	61.4	66.5	67.4	66.5	65.4	64.5
Avg. Dist. to Rail [m]	4.1	1.0	0.8	1.0	1.1	0.5
Avg. Stride Freq. [Hz]	2.1	2.2	2.3	2.3	2.3	2.1
Avg. Stride Length [m]	5.8	8.1	8.1	7.9	8.0	7.7



- [ ] Ranking at each section and finish
- .-.- No data available at this section
- NA No data available