



Doomben QLD Professional

Race 3: BECOME A BRC MEMBER BENCHMARK 68 Handicap - 1600m

01 February 2025 - 13:23



BRISBANE
RACING CLUB

Track Rating: Good 4, Weather: Fine, Rail Position: True

Section		Overall	1400m	1200m	1000m	800m	600m	400m	Last 600m				
Field Times		1:36.40 (0:14.25)	1:22.15 (0:11.80)	1:10.35 (0:11.74)	0:58.61 (0:11.99)	0:46.62 (0:11.92)	0:34.70 (0:11.66)	0:23.04 (0:11.52)	0:34.70				
Rank	TAB Horse/Jockey	Barrier	Top Speed [km/h]	Fastest Section	Distance Travelled [m]								
1	11 SMART ACTION Tahlia Fenlon	2	65.7 400m	0:11.29 400m	1:36.40 [1] (0:14.42)	1:21.98 [3] (0:11.86)	1:10.12 [4] (0:11.82)	0:58.30 [4] (0:11.96)	0:46.34 [4] (0:11.91)	0:34.43 [4] (0:11.62)	0:22.81 [4] (0:11.29)	0:34.43	
2	4 THESECONDATPORTSEA Emily Lang	10	65.4 400m	0:11.21 400m	1:36.73 [2] (0:15.16)	1:21.57 [11] (0:12.17)	1:09.40 [10] (0:11.94)	0:57.46 [11] (0:11.66)	0:45.80 [11] (0:11.64)	0:34.16 [10] (0:11.47)	0:22.69 [10] (0:11.21)	0:34.16	+8
3	7 COMMANDMENT Angela Jones	5	63.0 600m	0:11.55 400m	1:36.73 [3] (0:14.27)	1:22.46 [2] (0:11.86)	1:10.60 [2] (0:11.78)	0:58.82 [2] (0:11.95)	0:46.87 [2] (0:11.91)	0:34.96 [2] (0:11.64)	0:23.32 [2] (0:11.55)	0:34.96	+6
4	3 OUTBURST Martin Harley	4	64.1 400m	0:11.38 400m	1:36.73 [4] (0:14.77)	1:21.96 [6] (0:12.03)	1:09.93 [6] (0:11.69)	0:58.24 [6] (0:11.79)	0:46.45 [6] (0:11.89)	0:34.56 [6] (0:11.55)	0:23.01 [6] (0:11.38)	0:34.56	+8
5	5 TAMBOURINE MAN Samantha Collett	7	63.5 400m	0:11.44 400m	1:36.74 [5] (0:14.52)	1:22.22 [4] (0:11.85)	1:10.37 [5] (0:11.77)	0:58.60 [5] (0:11.97)	0:46.63 [5] (0:11.92)	0:34.71 [5] (0:11.57)	0:23.14 [5] (0:11.44)	0:34.71	+4
6	6 CHINCHILLA AHEAD James Orman	11	65.7 Overall	0:11.34 400m	1:36.81 [6] (0:15.14)	1:21.67 [10] (0:12.19)	1:09.48 [10] (0:11.90)	0:57.58 [10] (0:11.47)	0:46.11 [9] (0:11.64)	0:34.47 [9] (0:11.48)	0:22.99 [7] (0:11.34)	0:34.47	+8
7	9 HAYSIRI Justin Huxtable	9	65.7 200m	0:11.23 200m	1:36.81 [7] (0:15.08)	1:21.73 [9] (0:12.02)	1:09.71 [9] (0:11.92)	0:57.79 [9] (0:11.72)	0:46.07 [10] (0:11.95)	0:34.12 [11] (0:11.62)	0:22.50 [11] (0:11.27)	0:34.12	+1
8	8 THREE GRACES Cejay Graham	6	63.7 400m	0:11.44 400m	1:37.01 [8] (0:14.89)	1:22.12 [7] (0:12.08)	1:10.04 [8] (0:11.78)	0:58.26 [8] (0:11.70)	0:46.56 [8] (0:11.82)	0:34.74 [8] (0:11.59)	0:23.15 [9] (0:11.44)	0:34.74	+4
9	1 COUP DE TONNERRE Cody Collis	3	63.0 400m	0:11.48 400m	1:37.25 [9] (0:14.98)	1:22.27 [8] (0:11.84)	1:10.43 [7] (0:11.81)	0:58.62 [7] (0:11.70)	0:46.92 [7] (0:11.90)	0:35.02 [7] (0:11.61)	0:23.41 [8] (0:11.48)	0:35.02	-2
10	10 MYCHYNA Georgina Cartwright	1	62.5 1200m	0:11.66 600m	1:37.80 [10] (0:14.25)	1:23.55 [1] (0:11.80)	1:11.75 [1] (0:11.74)	1:00.01 [1] (0:11.99)	0:48.02 [1] (0:11.92)	0:36.10 [1] (0:11.66)	0:24.44 [1] (0:11.81)	0:36.10	-2

Scratched: Who Ordered Dafish (#12)

[] Ranking at each section and finish
 -:-:- No data available at this section
 NA No data available

SCN Saddle cloth number
 DNF Did not finish
 DNT Did not track



Doomben QLD Professional

Race 3: BECOME A BRC MEMBER BENCHMARK 68 Handicap - 1600m

01 February 2025 - 13:23



BRISBANE
RACING CLUB

Track Rating: Good 4, Weather: Fine, Rail Position: True

Section	Overall	1400m	1200m	1000m	800m	600m	400m	Last 600m
Field Times	1:36.40 (0:14.25)	1:22.15 (0:11.80)	1:10.35 (0:11.74)	0:58.61 (0:11.99)	0:46.62 (0:11.92)	0:34.70 (0:11.66)	0:23.04 (0:11.52)	0:34.70

Rank	TAB	Horse/Jockey	Barrier	Top Speed [km/h]	Fastest Section	Overall	1400m	1200m	1000m	800m	600m	400m	Last 600m	Distance Travelled [m]
11	2	ORIGINAL GLAZE	8	63.8	0:11.67	1:37.90 [11]	1:23.37 [5]	1:11.64 [3]	0:59.86 [3]	0:47.92 [3]	0:36.05 [3]	0:24.38 [3]	0:36.05	+10
		Jasper Franklin		1400m	600m	(0:14.53)	(0:11.73)	(0:11.78)	(0:11.94)	(0:11.87)	(0:11.67)	(0:11.71)		

Scratched: Who Ordered Dafish (#12)

[] Ranking at each section and finish
 -:-:- No data available at this section
 NA No data available

SCN Saddle cloth number
 DNF Did not finish
 DNT Did not track



Doomben QLD Professional

Race 3: BECOME A BRC MEMBER BENCHMARK 68 Handicap - 1600m

01 February 2025 - 13:23



BRISBANE
RACING CLUB

Track Rating: Good 4, Weather: Fine, Rail Position: True

Section				200m				Last 600m	
Field Times				0:11.52 (0:11.52)				0:34.70	
Rank	TAB	Horse/Jockey	Barrier	Top Speed [km/h]	Fastest Section	Margin			Distance Travelled [m]
1	11	SMART ACTION Tahlia Fenlon	2	65.7 400m	0:11.29 400m	0:11.52 [1] (0:11.52)	1:36.40		0:34.43
2	4	THESECONDATPORTSEA Emily Lang	10	65.4 400m	0:11.21 400m	0:11.48 [8] (0:11.48)	1.96L		0:34.16 +8
3	7	COMMANDMENT Angela Jones	5	63.0 600m	0:11.55 400m	0:11.77 [2] (0:11.77)	1.97L		0:34.96 +6
4	3	OUTBURST Martin Harley	4	64.1 400m	0:11.38 400m	0:11.63 [4] (0:11.63)	1.98L		0:34.56 +8
5	5	TAMBOURINE MAN Samantha Collett	7	63.5 400m	0:11.44 400m	0:11.70 [3] (0:11.70)	2.02L		0:34.71 +4
6	6	CHINCHILLA AHEAD James Orman	11	65.7 Overall	0:11.34 400m	0:11.65 [5] (0:11.65)	2.43L		0:34.47 +8
7	9	HAYSIRI Justin Huxtable	9	65.7 200m	0:11.23 200m	0:11.23 [11] (0:11.23)	2.45L		0:34.12 +1
8	8	THREE GRACES Cejay Graham	6	63.7 400m	0:11.44 400m	0:11.71 [9] (0:11.71)	3.6L		0:34.74 +4
9	1	COUP DE TONNERRE Cody Collis	3	63.0 400m	0:11.48 400m	0:11.93 [10] (0:11.93)	5.04L		0:35.02 -2
10	10	MYCHYNA Georgina Cartwright	1	62.5 1200m	0:11.66 600m	0:12.63 [6] (0:12.63)	8.24L		0:36.10 -2

Scratched: Who Ordered Dafish (#12)

Report Created: Sat 1 February 2025 13:50 GMT+1 (Note: Timing is based on position data)

Page 3/15

[] Ranking at each section and finish
 :---: No data available at this section
 NA No data available

SCN Saddle cloth number
 DNF Did not finish
 DNT Did not track

data processed by  **TRIPLES DATA**



Doomben QLD Professional

Race 3: BECOME A BRC MEMBER BENCHMARK 68 Handicap - 1600m

01 February 2025 - 13:23



BRISBANE
RACING CLUB

Track Rating: Good 4, Weather: Fine, Rail Position: True

Section				200m				Last 600m		
Field Times				0:11.52 (0:11.52)				0:34.70		
Rank	TAB	Horse/Jockey	Barrier	Top Speed [km/h]	Fastest Section	Margin			Distance Travelled [m]	
11	2	ORIGINAL GLAZE	8	63.8	0:11.67	0:12.67 [7]	8.84L		0:36.05	+10
		Jasper Franklin		1400m	600m	(0:12.67)				

Scratched: Who Ordered Dafish (#12)

[] Ranking at each section and finish
 -:-:- No data available at this section
 NA No data available

SCN Saddle cloth number
 DNF Did not finish
 DNT Did not track



Horse/Jockey Name	Smart Action
Final Rank	1
Fastest Section Time (Section)	0:11.29 (400m)
Top Speed [km/h] (Section)	65.7 (400m)
Race State	Finished



Doomben QLD Professional
Race 3: BECOME A BRC MEMBER BENCHMARK 68 Handicap - 1600m

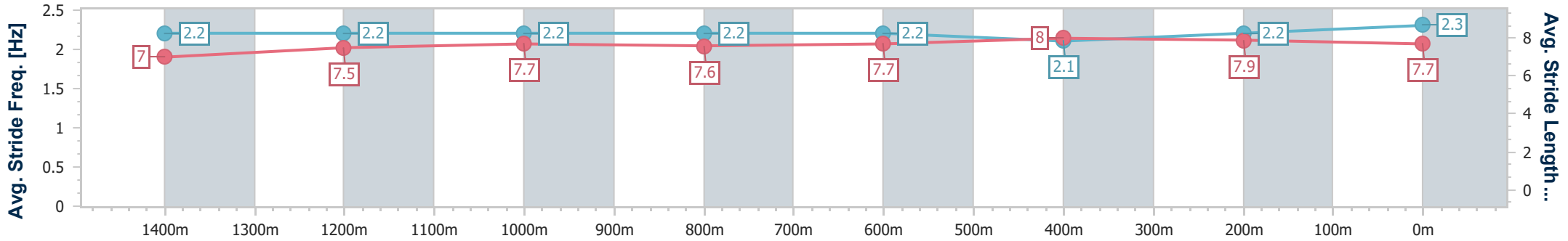
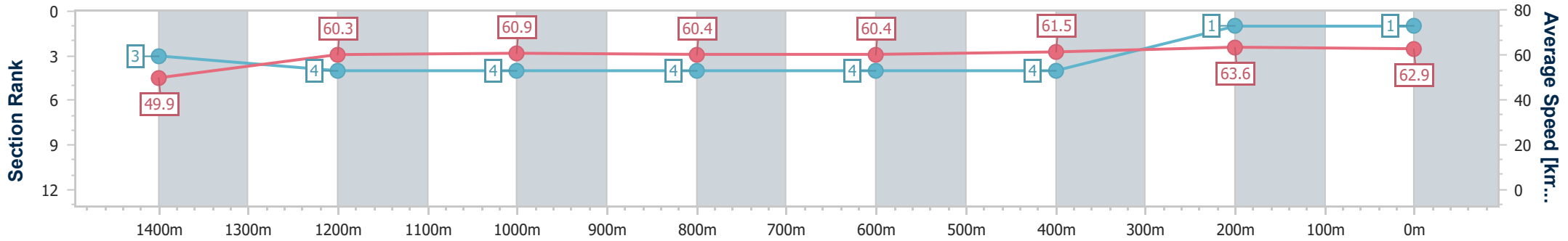


BRISBANE RACING CLUB

01 February 2025 - 13:23

Track Rating: Good 4, Weather: Fine, Rail Position: True

Section	Overall	1400m	1200m	1000m	800m	600m	400m	200m
Section Times	1:36.40 [1] (0:14.42)	1:21.98 [3] (0:11.86)	1:10.12 [4] (0:11.82)	0:58.30 [4] (0:11.96)	0:46.34 [4] (0:11.91)	0:34.43 [4] (0:11.62)	0:22.81 [4] (0:11.29)	0:11.52 [1] (0:11.52)
Average Speed [km/h]	49.9	60.3	60.9	60.4	60.4	61.5	63.6	62.9
Top Speed [km/h]	61.1	62.3	62.1	61.0	61.3	62.5	65.7	65.1
Avg. Dist. to Rail [m]	1.9	0.6	0.3	0.4	0.1	0.9	0.7	0.2
Avg. Stride Freq. [Hz]	2.2	2.2	2.2	2.2	2.2	2.1	2.2	2.3
Avg. Stride Length [m]	7.0	7.5	7.7	7.6	7.7	8.0	7.9	7.7



- [] Ranking at each section and finish
- .-.- No data available at this section
- NA No data available



Horse/Jockey Name	Thesecondatportsea
Final Rank	2
Fastest Section Time (Section)	0:11.21 (400m)
Top Speed [km/h] (Section)	65.4 (400m)
Race State	Finished



Doomben QLD Professional
Race 3: BECOME A BRC MEMBER BENCHMARK 68 Handicap - 1600m

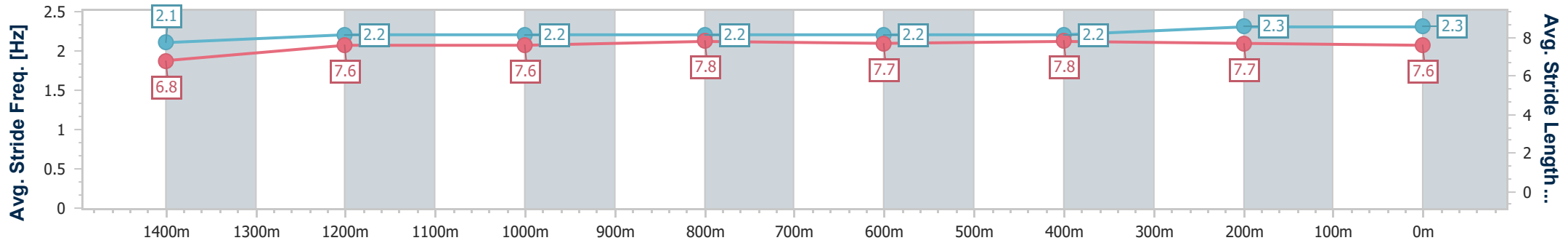
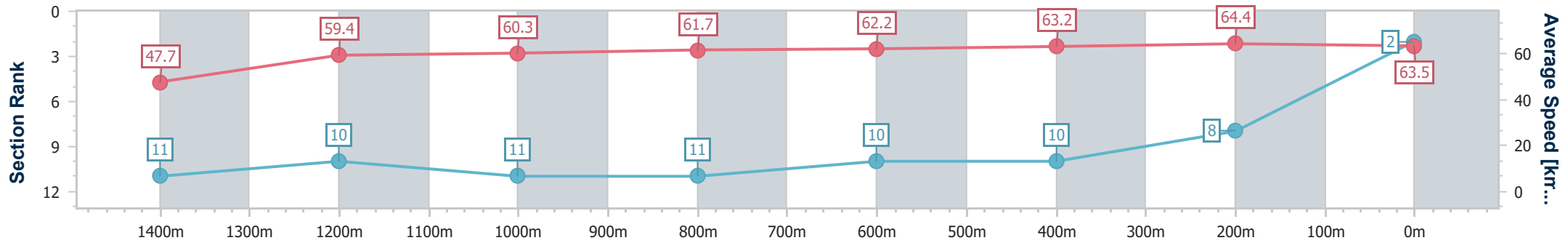


BRISBANE
RACING CLUB

01 February 2025 - 13:23

Track Rating: Good 4, Weather: Fine, Rail Position: True

Section	Overall	1400m	1200m	1000m	800m	600m	400m	200m
Section Times	1:36.73 [2] (0:15.16)	1:21.57 [11] (0:12.17)	1:09.40 [10] (0:11.94)	0:57.46 [11] (0:11.66)	0:45.80 [11] (0:11.64)	0:34.16 [10] (0:11.47)	0:22.69 [10] (0:11.21)	0:11.48 [8] (0:11.48)
Average Speed [km/h]	47.7	59.4	60.3	61.7	62.2	63.2	64.4	63.5
Top Speed [km/h]	59.6	61.5	62.7	63.2	63.6	63.6	65.4	64.5
Avg. Dist. to Rail [m]	6.6	0.4	1.2	1.5	1.0	1.2	3.4	7.0
Avg. Stride Freq. [Hz]	2.1	2.2	2.2	2.2	2.2	2.2	2.3	2.3
Avg. Stride Length [m]	6.8	7.6	7.6	7.8	7.7	7.8	7.7	7.6



- [] Ranking at each section and finish
- .-.- No data available at this section
- NA No data available



Horse/Jockey Name	Commandment
Final Rank	3
Fastest Section Time (Section)	0:11.55 (400m)
Top Speed [km/h] (Section)	63.0 (600m)
Race State	Finished



Doomben QLD Professional
Race 3: BECOME A BRC MEMBER BENCHMARK 68 Handicap - 1600m

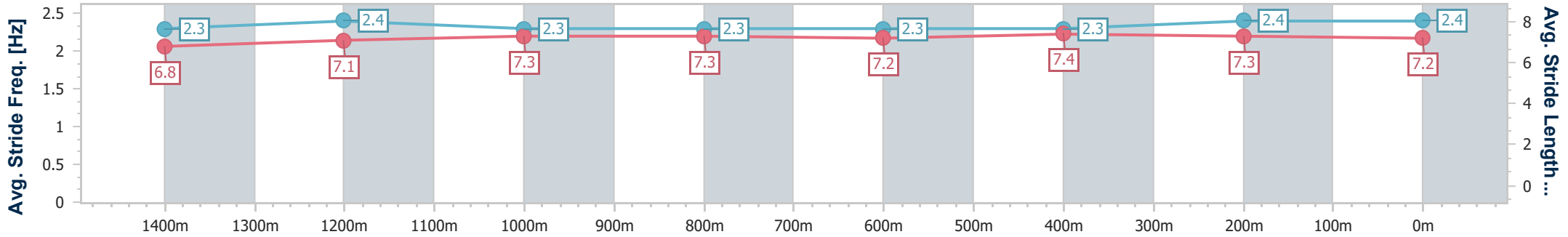
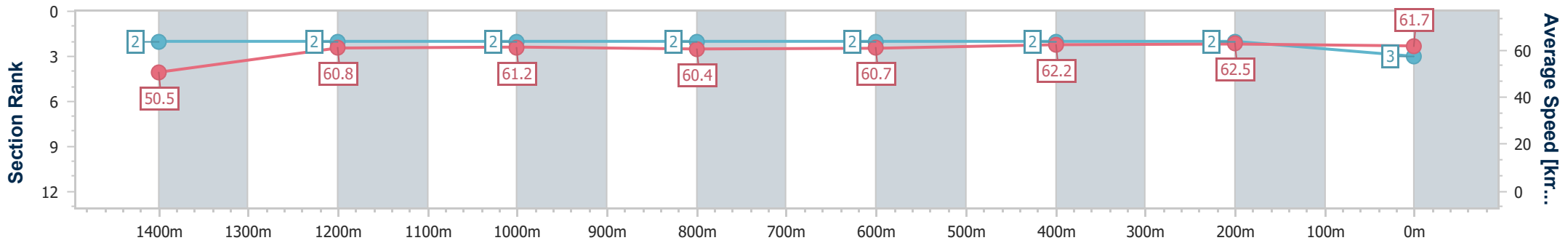


BRISBANE RACING CLUB

01 February 2025 - 13:23

Track Rating: Good 4, Weather: Fine, Rail Position: True

Section	Overall	1400m	1200m	1000m	800m	600m	400m	200m
Section Times	1:36.73 [3] (0:14.27)	1:22.46 [2] (0:11.86)	1:10.60 [2] (0:11.78)	0:58.82 [2] (0:11.95)	0:46.87 [2] (0:11.91)	0:34.96 [2] (0:11.64)	0:23.32 [2] (0:11.55)	0:11.77 [2] (0:11.77)
Average Speed [km/h]	50.5	60.8	61.2	60.4	60.7	62.2	62.5	61.7
Top Speed [km/h]	62.9	62.8	62.2	61.4	62.1	63.0	62.8	63.0
Avg. Dist. to Rail [m]	4.4	0.3	1.2	1.4	0.9	0.9	1.2	2.7
Avg. Stride Freq. [Hz]	2.3	2.4	2.3	2.3	2.3	2.3	2.4	2.4
Avg. Stride Length [m]	6.8	7.1	7.3	7.3	7.2	7.4	7.3	7.2



- [] Ranking at each section and finish
- .-.- No data available at this section
- NA No data available



Horse/Jockey Name	Outburst
Final Rank	4
Fastest Section Time (Section)	0:11.38 (400m)
Top Speed [km/h] (Section)	64.1 (400m)
Race State	Finished



Doomben QLD Professional
Race 3: BECOME A BRC MEMBER BENCHMARK 68 Handicap - 1600m

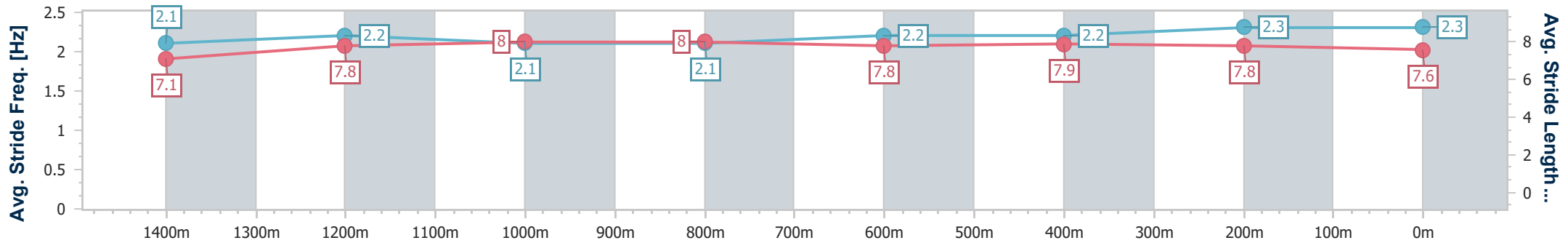
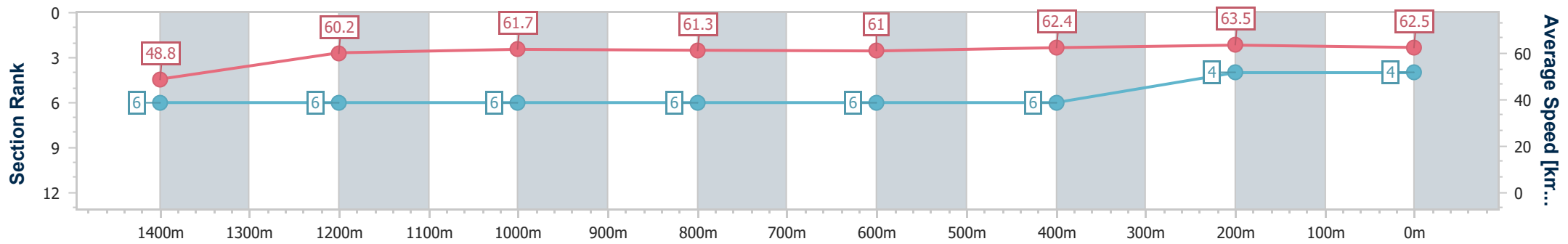


01 February 2025 - 13:23

BRISBANE RACING CLUB

Track Rating: Good 4, Weather: Fine, Rail Position: True

Section	Overall	1400m	1200m	1000m	800m	600m	400m	200m
Section Times	1:36.73 [4] (0:14.77)	1:21.96 [6] (0:12.03)	1:09.93 [6] (0:11.69)	0:58.24 [6] (0:11.79)	0:46.45 [6] (0:11.89)	0:34.56 [6] (0:11.55)	0:23.01 [6] (0:11.38)	0:11.63 [4] (0:11.63)
Average Speed [km/h]	48.8	60.2	61.7	61.3	61.0	62.4	63.5	62.5
Top Speed [km/h]	61.2	61.1	63.5	61.9	61.5	63.6	64.1	63.2
Avg. Dist. to Rail [m]	4.2	0.9	1.9	2.2	1.2	0.6	2.1	4.3
Avg. Stride Freq. [Hz]	2.1	2.2	2.1	2.1	2.2	2.2	2.3	2.3
Avg. Stride Length [m]	7.1	7.8	8.0	8.0	7.8	7.9	7.8	7.6



- [] Ranking at each section and finish
- .-.- No data available at this section
- NA No data available



Horse/Jockey Name	Tambourine Man
Final Rank	5
Fastest Section Time (Section)	0:11.44 (400m)
Top Speed [km/h] (Section)	63.5 (400m)
Race State	Finished



Doomben QLD Professional
Race 3: BECOME A BRC MEMBER BENCHMARK 68 Handicap - 1600m

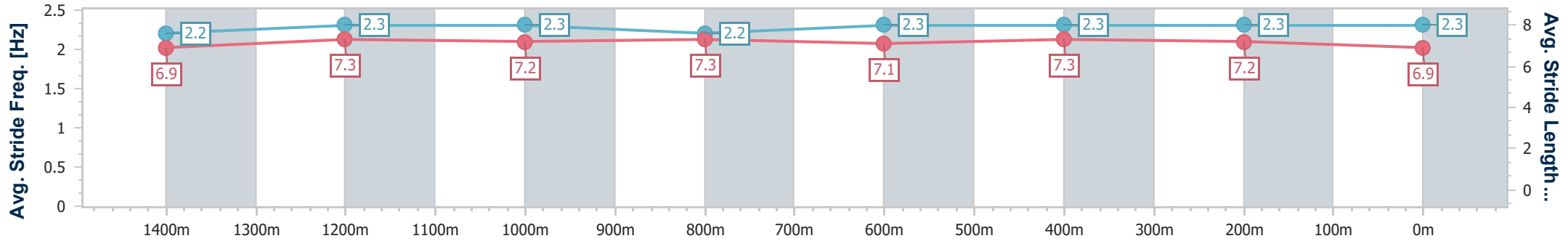
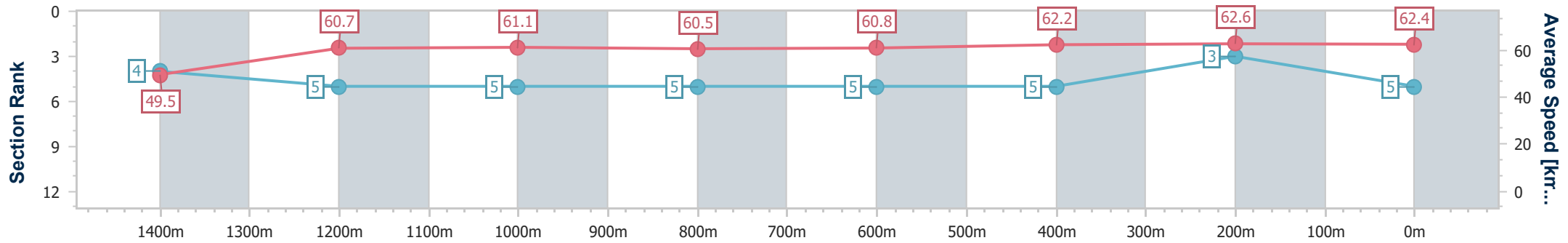


01 February 2025 - 13:23

BRISBANE RACING CLUB

Track Rating: Good 4, Weather: Fine, Rail Position: True

Section	Overall	1400m	1200m	1000m	800m	600m	400m	200m
Section Times	1:36.74 [5] (0:14.52)	1:22.22 [4] (0:11.85)	1:10.37 [5] (0:11.77)	0:58.60 [5] (0:11.97)	0:46.63 [5] (0:11.92)	0:34.71 [5] (0:11.57)	0:23.14 [5] (0:11.44)	0:11.70 [3] (0:11.70)
Average Speed [km/h]	49.5	60.7	61.1	60.5	60.8	62.2	62.6	62.4
Top Speed [km/h]	63.1	61.9	62.8	61.0	61.5	62.5	63.5	63.0
Avg. Dist. to Rail [m]	5.5	0.7	0.2	0.9	1.1	0.3	0.6	1.6
Avg. Stride Freq. [Hz]	2.2	2.3	2.3	2.2	2.3	2.3	2.3	2.3
Avg. Stride Length [m]	6.9	7.3	7.2	7.3	7.1	7.3	7.2	6.9



- [] Ranking at each section and finish
- .-.- No data available at this section
- NA No data available



Horse/Jockey Name	Chinchilla Ahead
Final Rank	6
Fastest Section Time (Section)	0:11.34 (400m)
Top Speed [km/h] (Section)	65.7 (Overall)
Race State	Finished



Doomben QLD Professional
Race 3: BECOME A BRC MEMBER BENCHMARK 68 Handicap - 1600m

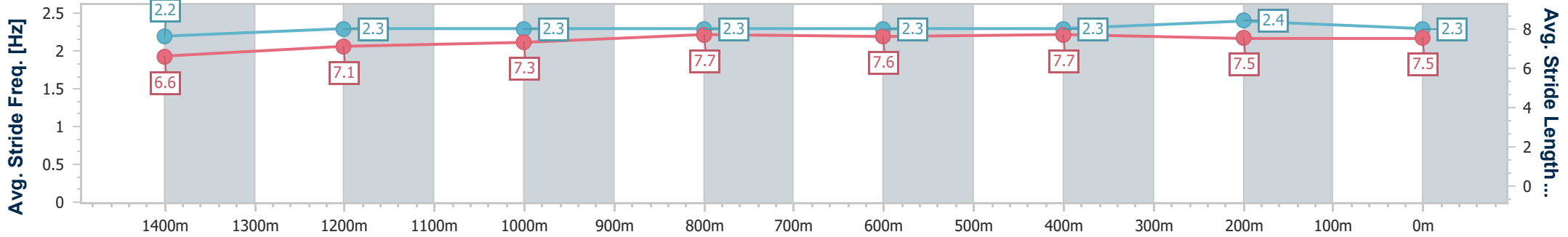
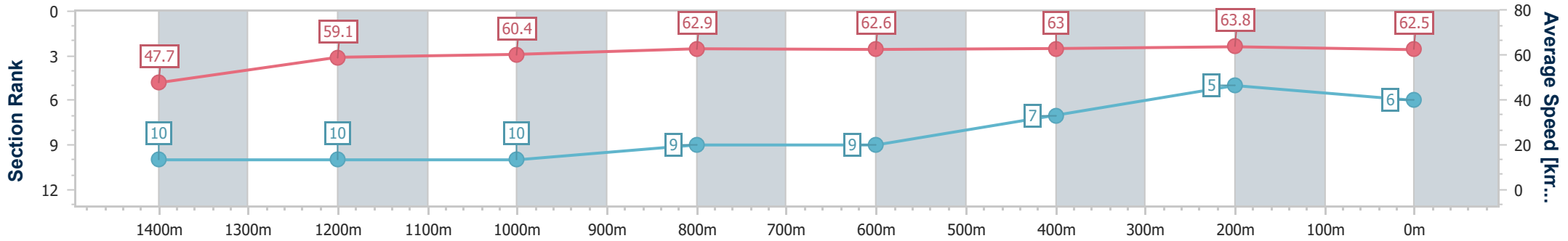


01 February 2025 - 13:23

BRISBANE RACING CLUB

Track Rating: Good 4, Weather: Fine, Rail Position: True

Section	Overall	1400m	1200m	1000m	800m	600m	400m	200m
Section Times	1:36.81 [6] (0:15.14)	1:21.67 [10] (0:12.19)	1:09.48 [10] (0:11.90)	0:57.58 [10] (0:11.47)	0:46.11 [9] (0:11.64)	0:34.47 [9] (0:11.48)	0:22.99 [7] (0:11.34)	0:11.65 [5] (0:11.65)
Average Speed [km/h]	47.7	59.1	60.4	62.9	62.6	63.0	63.8	62.5
Top Speed [km/h]	65.7	60.4	62.4	64.6	64.4	64.0	64.9	64.3
Avg. Dist. to Rail [m]	7.0	0.4	0.6	1.5	2.0	1.0	2.9	4.8
Avg. Stride Freq. [Hz]	2.2	2.3	2.3	2.3	2.3	2.3	2.4	2.3
Avg. Stride Length [m]	6.6	7.1	7.3	7.7	7.6	7.7	7.5	7.5



- [] Ranking at each section and finish
- .-.- No data available at this section
- NA No data available



Horse/Jockey Name	Haysiri
Final Rank	7
Fastest Section Time (Section)	0:11.23 (200m)
Top Speed [km/h] (Section)	65.7 (200m)
Race State	Finished



Doomben QLD Professional
Race 3: BECOME A BRC MEMBER BENCHMARK 68 Handicap - 1600m

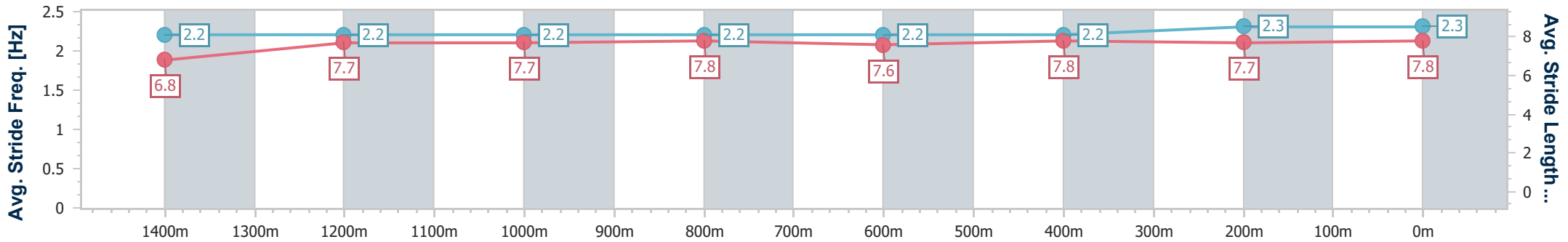
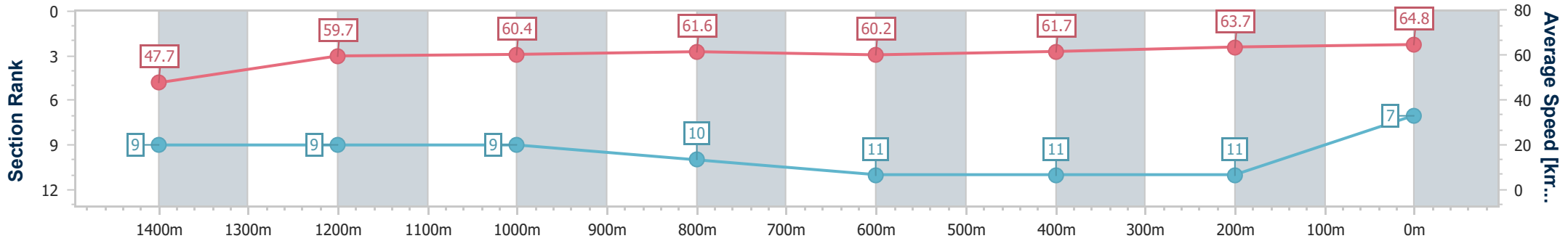


01 February 2025 - 13:23

BRISBANE RACING CLUB

Track Rating: Good 4, Weather: Fine, Rail Position: True

Section	Overall	1400m	1200m	1000m	800m	600m	400m	200m
Section Times	1:36.81 [7] (0:15.08)	1:21.73 [9] (0:12.02)	1:09.71 [9] (0:11.92)	0:57.79 [9] (0:11.72)	0:46.07 [10] (0:11.95)	0:34.12 [11] (0:11.62)	0:22.50 [11] (0:11.27)	0:11.23 [11] (0:11.23)
Average Speed [km/h]	47.7	59.7	60.4	61.6	60.2	61.7	63.7	64.8
Top Speed [km/h]	62.8	60.9	62.4	63.0	61.2	62.8	65.3	65.7
Avg. Dist. to Rail [m]	3.8	0.6	0.7	0.6	0.2	0.8	1.6	1.3
Avg. Stride Freq. [Hz]	2.2	2.2	2.2	2.2	2.2	2.2	2.3	2.3
Avg. Stride Length [m]	6.8	7.7	7.7	7.8	7.6	7.8	7.7	7.8



- [] Ranking at each section and finish
- .-.- No data available at this section
- NA No data available



Horse/Jockey Name	Three Graces
Final Rank	8
Fastest Section Time (Section)	0:11.44 (400m)
Top Speed [km/h] (Section)	63.7 (400m)
Race State	Finished



Doomben QLD Professional
Race 3: BECOME A BRC MEMBER BENCHMARK 68 Handicap - 1600m

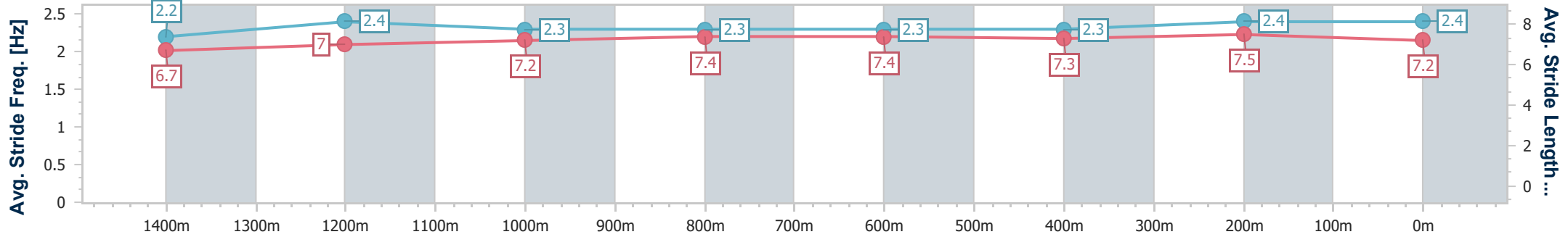
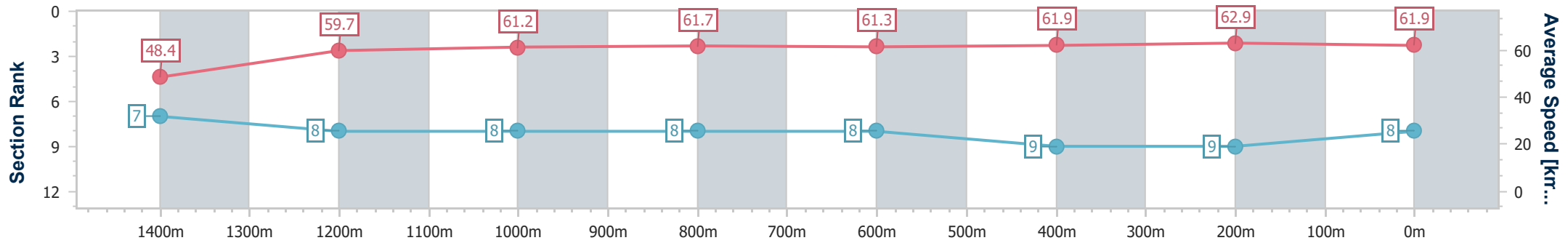


01 February 2025 - 13:23

BRISBANE RACING CLUB

Track Rating: Good 4, Weather: Fine, Rail Position: True

Section	Overall	1400m	1200m	1000m	800m	600m	400m	200m
Section Times	1:37.01 [8] (0:14.89)	1:22.12 [7] (0:12.08)	1:10.04 [8] (0:11.78)	0:58.26 [8] (0:11.70)	0:46.56 [8] (0:11.82)	0:34.74 [8] (0:11.59)	0:23.15 [9] (0:11.44)	0:11.71 [9] (0:11.71)
Average Speed [km/h]	48.4	59.7	61.2	61.7	61.3	61.9	62.9	61.9
Top Speed [km/h]	60.8	61.9	62.9	62.9	61.8	62.7	63.7	63.0
Avg. Dist. to Rail [m]	4.6	0.3	1.6	1.6	1.0	0.3	1.7	4.3
Avg. Stride Freq. [Hz]	2.2	2.4	2.3	2.3	2.3	2.3	2.4	2.4
Avg. Stride Length [m]	6.7	7.0	7.2	7.4	7.4	7.3	7.5	7.2



- [] Ranking at each section and finish
- .-.- No data available at this section
- NA No data available



Horse/Jockey Name	Coup De Tonnerre
Final Rank	9
Fastest Section Time (Section)	0:11.48 (400m)
Top Speed [km/h] (Section)	63.0 (400m)
Race State	Finished



Doomben QLD Professional
Race 3: BECOME A BRC MEMBER BENCHMARK 68 Handicap - 1600m

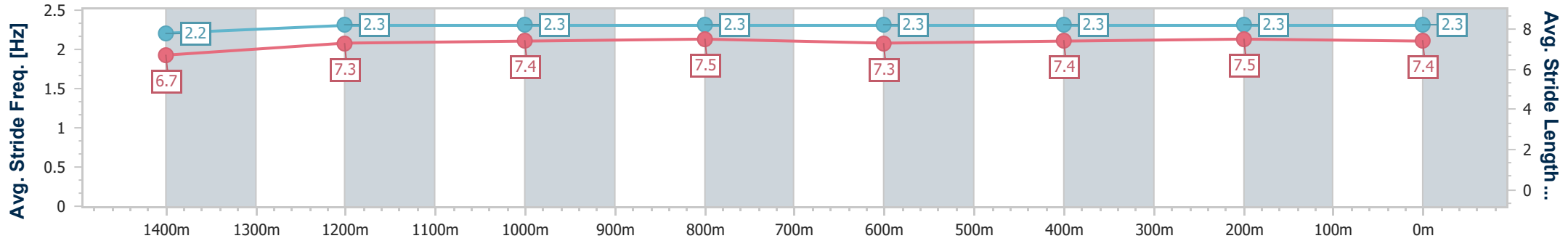
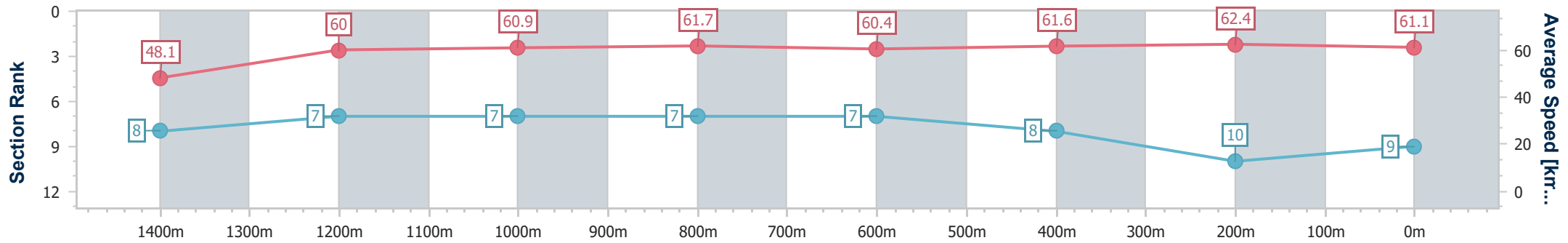


BRISBANE
 RACING CLUB

01 February 2025 - 13:23

Track Rating: Good 4, Weather: Fine, Rail Position: True

Section	Overall	1400m	1200m	1000m	800m	600m	400m	200m
Section Times	1:37.25 [9] (0:14.98)	1:22.27 [8] (0:11.84)	1:10.43 [7] (0:11.81)	0:58.62 [7] (0:11.70)	0:46.92 [7] (0:11.90)	0:35.02 [7] (0:11.61)	0:23.41 [8] (0:11.48)	0:11.93 [10] (0:11.93)
Average Speed [km/h]	48.1	60.0	60.9	61.7	60.4	61.6	62.4	61.1
Top Speed [km/h]	62.2	61.3	62.4	62.4	61.3	62.4	63.0	61.8
Avg. Dist. to Rail [m]	2.8	2.0	0.5	0.2	0.2	0.8	0.8	1.1
Avg. Stride Freq. [Hz]	2.2	2.3	2.3	2.3	2.3	2.3	2.3	2.3
Avg. Stride Length [m]	6.7	7.3	7.4	7.5	7.3	7.4	7.5	7.4



- [] Ranking at each section and finish
- .-.- No data available at this section
- NA No data available



Horse/Jockey Name	Mychyna
Final Rank	10
Fastest Section Time (Section)	0:11.66 (600m)
Top Speed [km/h] (Section)	62.5 (1200m)
Race State	Finished



Doomben QLD Professional
Race 3: BECOME A BRC MEMBER BENCHMARK 68 Handicap - 1600m

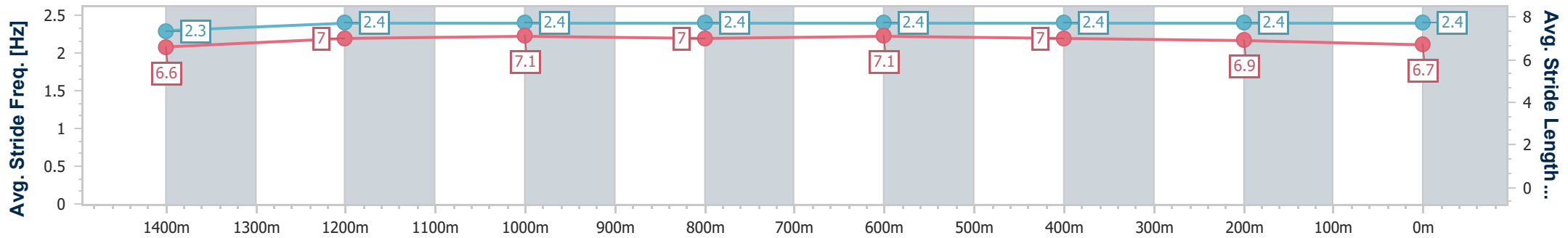
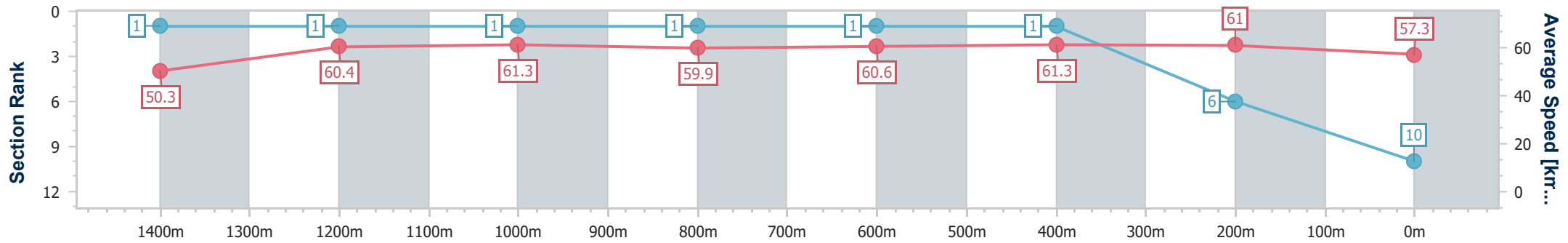


01 February 2025 - 13:23

BRISBANE RACING CLUB

Track Rating: Good 4, Weather: Fine, Rail Position: True

Section	Overall	1400m	1200m	1000m	800m	600m	400m	200m
Section Times	1:37.80 [10] (0:14.25)	1:23.55 [1] (0:11.80)	1:11.75 [1] (0:11.74)	1:00.01 [1] (0:11.99)	0:48.02 [1] (0:11.92)	0:36.10 [1] (0:11.66)	0:24.44 [1] (0:11.81)	0:12.63 [6] (0:12.63)
Average Speed [km/h]	50.3	60.4	61.3	59.9	60.6	61.3	61.0	57.3
Top Speed [km/h]	62.1	60.8	62.5	61.4	61.4	61.7	62.2	59.6
Avg. Dist. to Rail [m]	2.1	1.8	0.4	0.3	0.3	0.9	2.1	1.4
Avg. Stride Freq. [Hz]	2.3	2.4	2.4	2.4	2.4	2.4	2.4	2.4
Avg. Stride Length [m]	6.6	7.0	7.1	7.0	7.1	7.0	6.9	6.7



- [] Ranking at each section and finish
- .-.- No data available at this section
- NA No data available



Horse/Jockey Name	Original Glaze
Final Rank	11
Fastest Section Time (Section)	0:11.67 (600m)
Top Speed [km/h] (Section)	63.8 (1400m)
Race State	Finished



Doomben QLD Professional
Race 3: BECOME A BRC MEMBER BENCHMARK 68 Handicap - 1600m

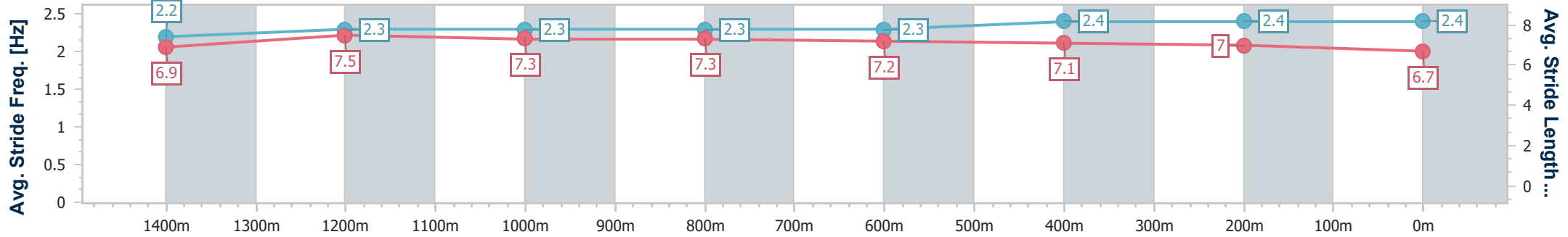
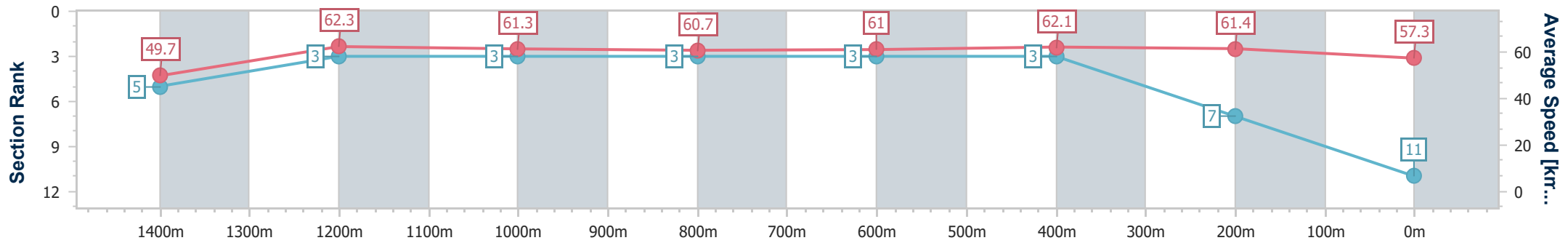


01 February 2025 - 13:23

BRISBANE RACING CLUB

Track Rating: Good 4, Weather: Fine, Rail Position: True

Section	Overall	1400m	1200m	1000m	800m	600m	400m	200m
Section Times	1:37.90 [11] (0:14.53)	1:23.37 [5] (0:11.73)	1:11.64 [3] (0:11.78)	0:59.86 [3] (0:11.94)	0:47.92 [3] (0:11.87)	0:36.05 [3] (0:11.67)	0:24.38 [3] (0:11.71)	0:12.67 [7] (0:12.67)
Average Speed [km/h]	49.7	62.3	61.3	60.7	61.0	62.1	61.4	57.3
Top Speed [km/h]	63.7	63.8	62.6	61.8	62.4	62.7	62.7	60.1
Avg. Dist. to Rail [m]	8.4	2.3	3.2	2.8	1.5	0.9	0.9	3.1
Avg. Stride Freq. [Hz]	2.2	2.3	2.3	2.3	2.3	2.4	2.4	2.4
Avg. Stride Length [m]	6.9	7.5	7.3	7.3	7.2	7.1	7.0	6.7



- [] Ranking at each section and finish
- .-.- No data available at this section
- NA No data available