



Doomben QLD Professional

Race 2: GIRLS DAY OUT 1 MARCH BENCHMARK 80 Handicap - 2200m

01 February 2025 - 12:48



BRISBANE
RACING CLUB

Track Rating: Good 4, Weather: Fine, Rail Position: True

Section		Overall	2000m	1800m	1600m	1400m	1200m	1000m	Last 600m				
Field Times		2:14.82 (0:14.23)	2:00.59 (0:11.01)	1:49.58 (0:11.76)	1:37.82 (0:12.49)	1:25.33 (0:13.04)	1:12.29 (0:12.50)	0:59.79 (0:11.88)	0:35.71				
Rank	TAB Horse/Jockey	Barrier	Top Speed [km/h]	Fastest Section									Distance Travelled [m]
1	7 CHASSAGNE Ron Stewart	6	66.0	0:11.11	2:14.82 [1] (0:14.96)	1:59.86 [6] (0:11.11)	1:48.75 [6] (0:12.10)	1:36.65 [7] (0:12.57)	1:24.08 [7] (0:12.73)	1:11.35 [7] (0:12.19)	0:59.16 [7] (0:12.12)	0:35.02	
2	9 SIMPLY REFUSE Taylor Marshall	3	64.5	0:11.16	2:14.86 [2] (0:15.09)	1:59.77 [7] (0:11.16)	1:48.61 [7] (0:11.78)	1:36.83 [6] (0:12.58)	1:24.25 [6] (0:12.72)	1:11.53 [6] (0:12.27)	0:59.26 [6] (0:12.12)	0:35.23	-7
3	1 IVERSON Ryan Maloney	2	64.8	0:11.24	2:14.92 [3] (0:14.60)	2:00.32 [4] (0:11.24)	1:49.08 [5] (0:11.84)	1:37.24 [3] (0:12.57)	1:24.67 [4] (0:12.73)	1:11.94 [4] (0:12.37)	0:59.57 [4] (0:12.19)	0:35.35	-8
4	2 LIONEL Martin Harley	5	66.9	0:11.15	2:14.96 [4] (0:14.61)	2:00.35 [5] (0:11.15)	1:49.20 [4] (0:12.13)	1:37.07 [5] (0:12.48)	1:24.59 [5] (0:12.62)	1:11.97 [5] (0:12.04)	0:59.93 [1] (0:11.88)	0:35.85	-2
5	5 LUCKY EXCHANGE Samantha Collett	10	64.3	0:11.29	2:15.08 [5] (0:15.25)	1:59.83 [8] (0:11.29)	1:48.54 [10] (0:12.08)	1:36.46 [10] (0:12.57)	1:23.89 [10] (0:12.90)	1:10.99 [10] (0:11.87)	0:59.12 [10] (0:11.72)	0:35.54	-1
6	6 ALDEENAARY James Orman	4	66.3	0:11.13	2:15.36 [6] (0:14.46)	2:00.90 [3] (0:11.13)	1:49.77 [3] (0:12.10)	1:37.67 [4] (0:12.53)	1:25.14 [3] (0:12.61)	1:12.53 [3] (0:12.54)	0:59.99 [5] (0:12.01)	0:35.89	+0
7	4 BINDING Luke Dempsey	1	64.9	0:11.19	2:15.77 [7] (0:14.33)	2:01.44 [2] (0:11.19)	1:50.25 [2] (0:11.92)	1:38.33 [2] (0:12.59)	1:25.74 [2] (0:12.72)	1:13.02 [2] (0:12.55)	1:00.47 [3] (0:12.18)	0:36.18	-7
8	3 APPLICATIONS Boris Thornton	7	66.2	0:11.01	2:15.97 [8] (0:14.23)	2:01.74 [1] (0:11.01)	1:50.73 [1] (0:11.76)	1:38.97 [1] (0:12.49)	1:26.48 [1] (0:13.04)	1:13.44 [1] (0:12.59)	1:00.85 [2] (0:12.09)	0:36.77	-10
9	8 BILPA MOREA Mark Du Plessis	9	65.8	0:11.14	2:16.14 [9] (0:15.33)	2:00.81 [10] (0:11.14)	1:49.67 [8] (0:11.94)	1:37.73 [9] (0:12.48)	1:25.25 [8] (0:12.85)	1:12.40 [8] (0:12.15)	1:00.25 [8] (0:12.02)	0:36.27	+0
10	10 TERMITE Tahlia Fenlon	8	65.9	0:11.16	2:17.06 [10] (0:15.31)	2:01.75 [9] (0:11.16)	1:50.59 [9] (0:11.90)	1:38.69 [8] (0:12.60)	1:26.09 [9] (0:12.85)	1:13.24 [9] (0:12.10)	1:01.14 [9] (0:12.04)	0:37.06	-5



Doomben QLD Professional

Race 2: GIRLS DAY OUT 1 MARCH BENCHMARK 80 Handicap - 2200m

01 February 2025 - 12:48



BRISBANE
RACING CLUB

Track Rating: Good 4, Weather: Fine, Rail Position: True

Section						800m	600m	400m	200m	Last 600m	
Field Times						0:47.91 (0:12.20)	0:35.71 (0:11.81)	0:23.90 (0:11.73)	0:12.17 (0:12.17)	0:35.71	
Rank	TAB Horse/Jockey	Barrier	Top Speed [km/h]	Fastest Section					Margin	Distance Travelled [m]	
1	7 CHASSAGNE Ron Stewart	6	66.0 2000m	0:11.11 2000m	0:47.04 [8] (0:12.02)	0:35.02 [8] (0:11.63)	0:23.39 [8] (0:11.33)	0:12.06 [3] (0:12.06)	2:14.82	0:35.02	
2	9 SIMPLY REFUSE Taylor Marshall	3	64.5 2000m	0:11.16 2000m	0:47.14 [7] (0:11.91)	0:35.23 [7] (0:11.69)	0:23.54 [7] (0:11.50)	0:12.04 [7] (0:12.04)	0.27L	0:35.23 -7	
3	1 IVERSON Ryan Maloney	2	64.8 2000m	0:11.24 2000m	0:47.38 [5] (0:12.03)	0:35.35 [5] (0:11.72)	0:23.63 [5] (0:11.52)	0:12.11 [6] (0:12.11)	0.58L	0:35.35 -8	
4	2 LIONEL Martin Harley	5	66.9 2000m	0:11.15 2000m	0:48.05 [1] (0:12.20)	0:35.85 [1] (0:11.81)	0:24.04 [1] (0:11.73)	0:12.31 [1] (0:12.31)	0.86L	0:35.85 -2	
5	5 LUCKY EXCHANGE Samantha Collett	10	64.3 2000m	0:11.29 2000m	0:47.40 [6] (0:11.86)	0:35.54 [4] (0:11.67)	0:23.87 [4] (0:11.56)	0:12.31 [5] (0:12.31)	1.54L	0:35.54 -1	
6	6 ALDEENAARY James Orman	4	66.3 2000m	0:11.13 2000m	0:47.98 [3] (0:12.09)	0:35.89 [3] (0:11.62)	0:24.27 [3] (0:11.60)	0:12.67 [2] (0:12.67)	3.21L	0:35.89 +0	
7	4 BINDING Luke Dempsey	1	64.9 2000m	0:11.19 2000m	0:48.29 [4] (0:12.11)	0:36.18 [6] (0:11.72)	0:24.46 [6] (0:11.82)	0:12.64 [8] (0:12.64)	5.62L	0:36.18 -7	
8	3 APPLICATIONS Boris Thornton	7	66.2 2000m	0:11.01 2000m	0:48.76 [2] (0:11.99)	0:36.77 [2] (0:11.72)	0:25.05 [2] (0:11.84)	0:13.21 [4] (0:13.21)	6.76L	0:36.77 -10	
9	8 BILPA MOREA Mark Du Plessis	9	65.8 2000m	0:11.14 2000m	0:48.23 [9] (0:11.96)	0:36.27 [9] (0:11.87)	0:24.40 [9] (0:11.61)	0:12.79 [9] (0:12.79)	7.81L	0:36.27 +0	
10	10 TERMITE Tahlia Fenlon	8	65.9 2000m	0:11.16 2000m	0:49.10 [10] (0:12.04)	0:37.06 [10] (0:11.91)	0:25.15 [10] (0:12.00)	0:13.15 [10] (0:13.15)	13.18L	0:37.06 -5	

[] Ranking at each section and finish
 -:-:- No data available at this section
 NA No data available

SCN Saddle cloth number
 DNF Did not finish
 DNT Did not track



Horse/Jockey Name	Chassagne
Final Rank	1
Fastest Section Time (Section)	0:11.11 (2000m)
Top Speed [km/h] (Section)	66.0 (2000m)
Race State	Finished



Doomben QLD Professional
Race 2: GIRLS DAY OUT 1 MARCH BENCHMARK 80 Handicap - 2200m

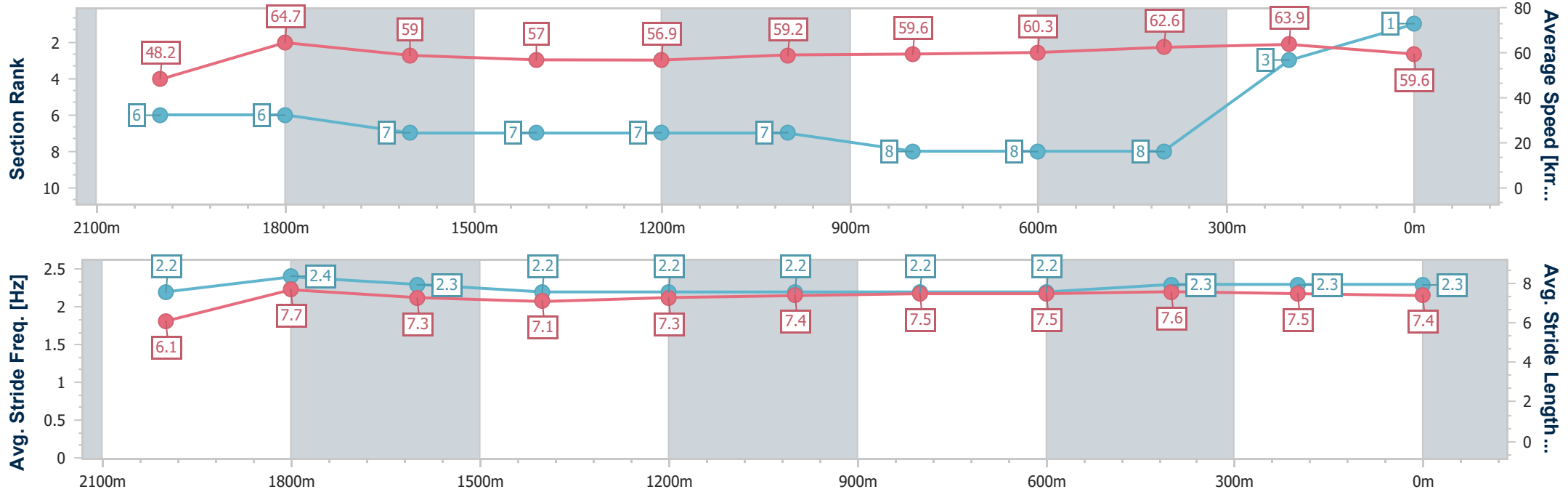


BRISBANE RACING CLUB

01 February 2025 - 12:48

Track Rating: Good 4, Weather: Fine, Rail Position: True

Section	Overall	2000m	1800m	1600m	1400m	1200m	1000m	800m	600m	400m	200m
Section Times	2:14.82 [1] (0:14.96)	1:59.86 [6] (0:11.11)	1:48.75 [6] (0:12.10)	1:36.65 [7] (0:12.57)	1:24.08 [7] (0:12.73)	1:11.35 [7] (0:12.19)	0:59.16 [7] (0:12.12)	0:47.04 [8] (0:12.02)	0:35.02 [8] (0:11.63)	0:23.39 [8] (0:11.33)	0:12.06 [3] (0:12.06)
Average Speed [km/h]	48.2	64.7	59.0	57.0	56.9	59.2	59.6	60.3	62.6	63.9	59.6
Top Speed [km/h]	64.9	66.0	62.8	58.4	59.3	59.6	60.5	62.1	63.0	65.0	63.3
Avg. Dist. to Rail [m]	3.1	1.2	1.6	0.4	0.7	1.9	1.7	1.6	1.6	3.1	4.4
Avg. Stride Freq. [Hz]	2.2	2.4	2.3	2.2	2.2	2.2	2.2	2.2	2.3	2.3	2.3
Avg. Stride Length [m]	6.1	7.7	7.3	7.1	7.3	7.4	7.5	7.5	7.6	7.5	7.4



- [] Ranking at each section and finish
- .-.- No data available at this section
- NA No data available



Horse/Jockey Name	Simply Refuse
Final Rank	2
Fastest Section Time (Section)	0:11.16 (2000m)
Top Speed [km/h] (Section)	64.5 (2000m)
Race State	Finished



Doomben QLD Professional
Race 2: GIRLS DAY OUT 1 MARCH BENCHMARK 80 Handicap - 2200m

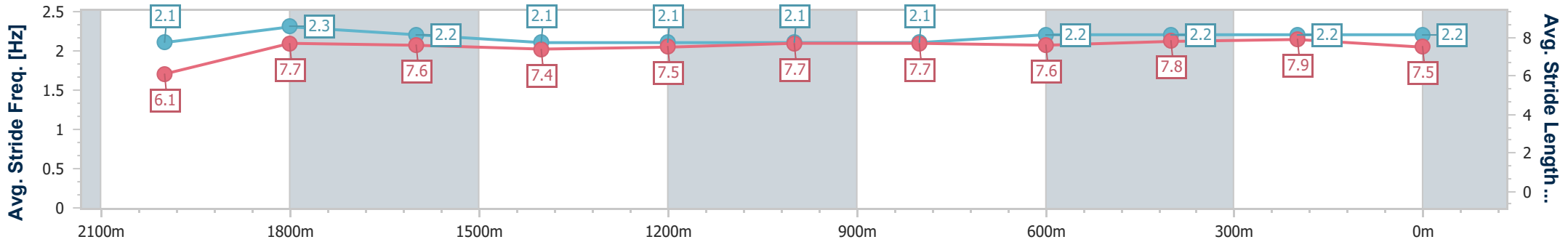
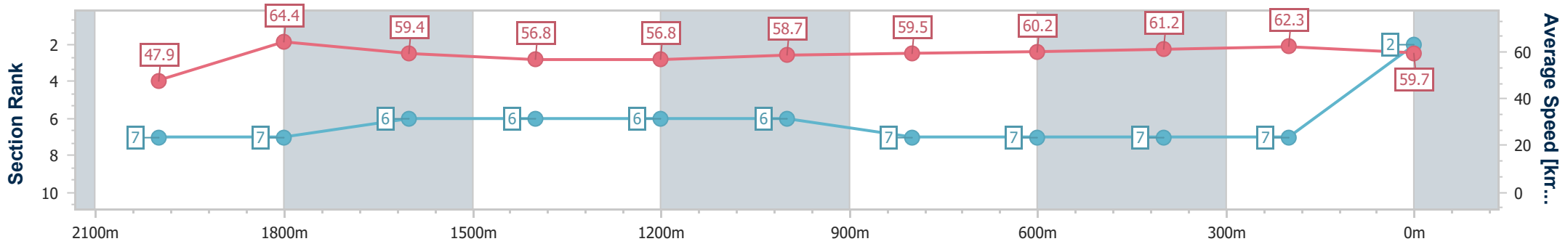


01 February 2025 - 12:48

BRISBANE RACING CLUB

Track Rating: Good 4, Weather: Fine, Rail Position: True

Section	Overall	2000m	1800m	1600m	1400m	1200m	1000m	800m	600m	400m	200m
Section Times	2:14.86 [2] (0:15.09)	1:59.77 [7] (0:11.16)	1:48.61 [7] (0:11.78)	1:36.83 [6] (0:12.58)	1:24.25 [6] (0:12.72)	1:11.53 [6] (0:12.27)	0:59.26 [6] (0:12.12)	0:47.14 [7] (0:11.91)	0:35.23 [7] (0:11.69)	0:23.54 [7] (0:11.50)	0:12.04 [7] (0:12.04)
Average Speed [km/h]	47.9	64.4	59.4	56.8	56.8	58.7	59.5	60.2	61.2	62.3	59.7
Top Speed [km/h]	63.9	64.5	63.8	57.1	59.0	60.6	60.9	61.3	62.1	63.2	61.4
Avg. Dist. to Rail [m]	2.3	4.9	5.5	2.0	1.0	2.6	1.0	0.7	1.2	1.4	0.6
Avg. Stride Freq. [Hz]	2.1	2.3	2.2	2.1	2.1	2.1	2.1	2.2	2.2	2.2	2.2
Avg. Stride Length [m]	6.1	7.7	7.6	7.4	7.5	7.7	7.7	7.6	7.8	7.9	7.5



- [] Ranking at each section and finish
- .-.- No data available at this section
- NA No data available



Horse/Jockey Name	Iverson
Final Rank	3
Fastest Section Time (Section)	0:11.24 (2000m)
Top Speed [km/h] (Section)	64.8 (2000m)
Race State	Finished



Doomben QLD Professional
Race 2: GIRLS DAY OUT 1 MARCH BENCHMARK 80 Handicap - 2200m

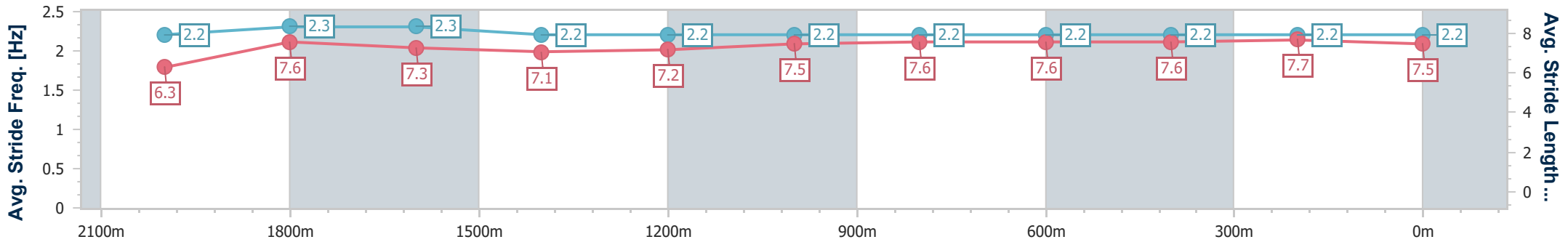
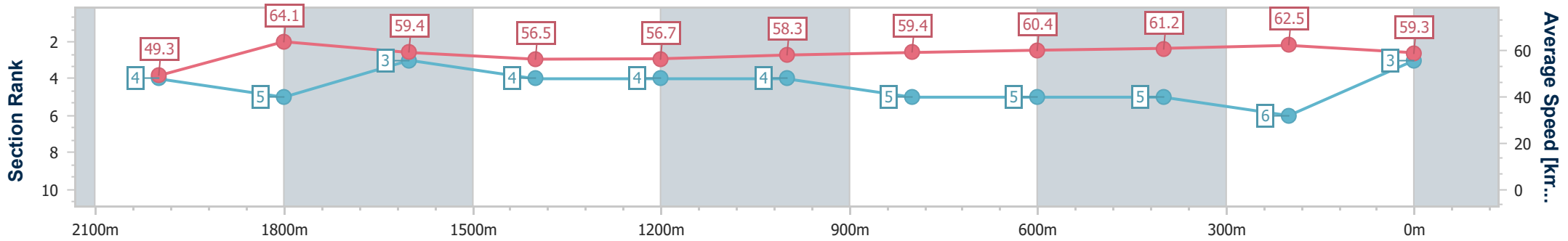
01 February 2025 - 12:48

Track Rating: Good 4, Weather: Fine, Rail Position: True



BRISBANE
RACING CLUB

Section	Overall	2000m	1800m	1600m	1400m	1200m	1000m	800m	600m	400m	200m
Section Times	2:14.92 [3] (0:14.60)	2:00.32 [4] (0:11.24)	1:49.08 [5] (0:11.84)	1:37.24 [3] (0:12.57)	1:24.67 [4] (0:12.73)	1:11.94 [4] (0:12.37)	0:59.57 [4] (0:12.19)	0:47.38 [5] (0:12.03)	0:35.35 [5] (0:11.72)	0:23.63 [5] (0:11.52)	0:12.11 [6] (0:12.11)
Average Speed [km/h]	49.3	64.1	59.4	56.5	56.7	58.3	59.4	60.4	61.2	62.5	59.3
Top Speed [km/h]	63.9	64.8	63.2	57.0	59.0	59.6	60.5	61.3	62.6	63.3	60.4
Avg. Dist. to Rail [m]	1.5	4.1	4.6	2.4	0.7	2.8	2.6	1.6	0.3	1.2	0.8
Avg. Stride Freq. [Hz]	2.2	2.3	2.3	2.2	2.2	2.2	2.2	2.2	2.2	2.2	2.2
Avg. Stride Length [m]	6.3	7.6	7.3	7.1	7.2	7.5	7.6	7.6	7.6	7.7	7.5



- [] Ranking at each section and finish
- .-.- No data available at this section
- NA No data available



Horse/Jockey Name	Lionel
Final Rank	4
Fastest Section Time (Section)	0:11.15 (2000m)
Top Speed [km/h] (Section)	66.9 (2000m)
Race State	Finished



Doomben QLD Professional
Race 2: GIRLS DAY OUT 1 MARCH BENCHMARK 80 Handicap - 2200m

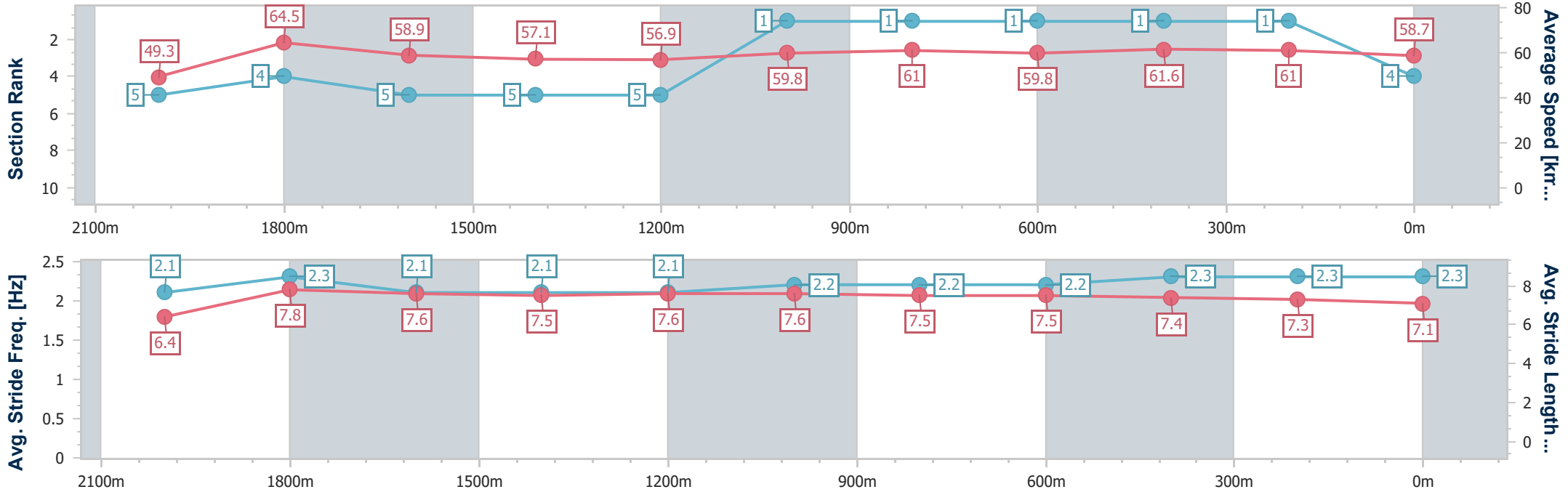


01 February 2025 - 12:48

BRISBANE RACING CLUB

Track Rating: Good 4, Weather: Fine, Rail Position: True

Section	Overall	2000m	1800m	1600m	1400m	1200m	1000m	800m	600m	400m	200m
Section Times	2:14.96 [4] (0:14.61)	2:00.35 [5] (0:11.15)	1:49.20 [4] (0:12.13)	1:37.07 [5] (0:12.48)	1:24.59 [5] (0:12.62)	1:11.97 [5] (0:12.04)	0:59.93 [1] (0:11.88)	0:48.05 [1] (0:12.20)	0:35.85 [1] (0:11.81)	0:24.04 [1] (0:11.73)	0:12.31 [1] (0:12.31)
Average Speed [km/h]	49.3	64.5	58.9	57.1	56.9	59.8	61.0	59.8	61.6	61.0	58.7
Top Speed [km/h]	66.7	66.9	61.7	57.7	58.1	62.0	62.3	60.5	61.7	62.5	60.0
Avg. Dist. to Rail [m]	3.2	0.8	1.4	2.0	1.0	2.6	2.5	2.9	1.6	0.6	0.3
Avg. Stride Freq. [Hz]	2.1	2.3	2.1	2.1	2.1	2.2	2.2	2.2	2.3	2.3	2.3
Avg. Stride Length [m]	6.4	7.8	7.6	7.5	7.6	7.6	7.5	7.5	7.4	7.3	7.1



- [] Ranking at each section and finish
- .-.- No data available at this section
- NA No data available



Horse/Jockey Name	Lucky Exchange
Final Rank	5
Fastest Section Time (Section)	0:11.29 (2000m)
Top Speed [km/h] (Section)	64.3 (2000m)
Race State	Finished



Doomben QLD Professional
Race 2: GIRLS DAY OUT 1 MARCH BENCHMARK 80 Handicap - 2200m

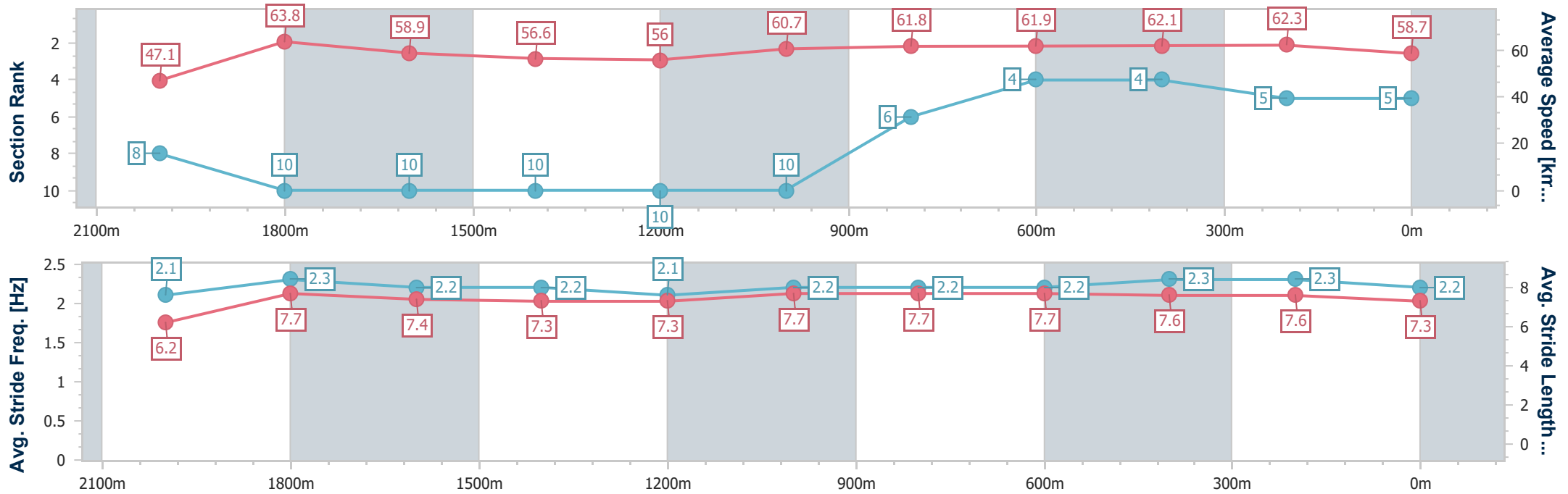


01 February 2025 - 12:48

BRISBANE RACING CLUB

Track Rating: Good 4, Weather: Fine, Rail Position: True

Section	Overall	2000m	1800m	1600m	1400m	1200m	1000m	800m	600m	400m	200m
Section Times	2:15.08 [5] (0:15.25)	1:59.83 [8] (0:11.29)	1:48.54 [10] (0:12.08)	1:36.46 [10] (0:12.57)	1:23.89 [10] (0:12.90)	1:10.99 [10] (0:11.87)	0:59.12 [10] (0:11.72)	0:47.40 [6] (0:11.86)	0:35.54 [4] (0:11.67)	0:23.87 [4] (0:11.56)	0:12.31 [5] (0:12.31)
Average Speed [km/h]	47.1	63.8	58.9	56.6	56.0	60.7	61.8	61.9	62.1	62.3	58.7
Top Speed [km/h]	63.0	64.3	62.7	59.0	57.7	62.4	62.3	62.7	63.0	62.9	61.9
Avg. Dist. to Rail [m]	5.7	1.1	2.3	2.1	0.6	3.4	3.8	2.9	1.6	1.3	3.6
Avg. Stride Freq. [Hz]	2.1	2.3	2.2	2.2	2.1	2.2	2.2	2.2	2.3	2.3	2.2
Avg. Stride Length [m]	6.2	7.7	7.4	7.3	7.3	7.7	7.7	7.7	7.6	7.6	7.3



- [] Ranking at each section and finish
- .-.- No data available at this section
- NA No data available



Horse/Jockey Name	Aldeenaary
Final Rank	6
Fastest Section Time (Section)	0:11.13 (2000m)
Top Speed [km/h] (Section)	66.3 (2000m)
Race State	Finished



Doomben QLD Professional
Race 2: GIRLS DAY OUT 1 MARCH BENCHMARK 80 Handicap - 2200m

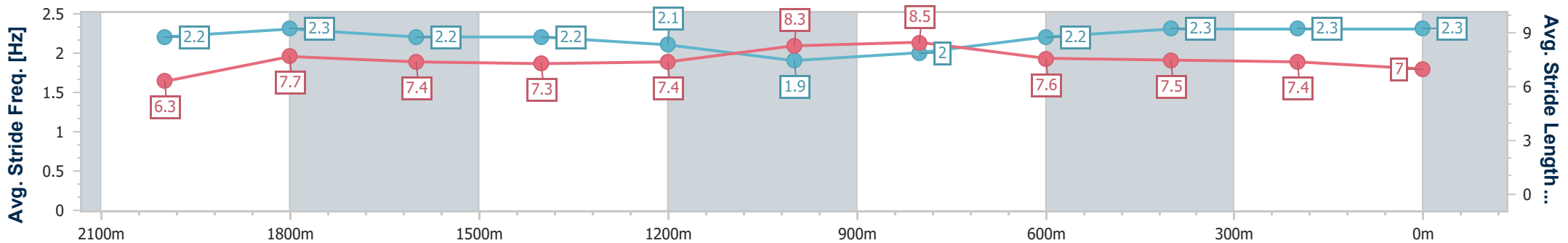
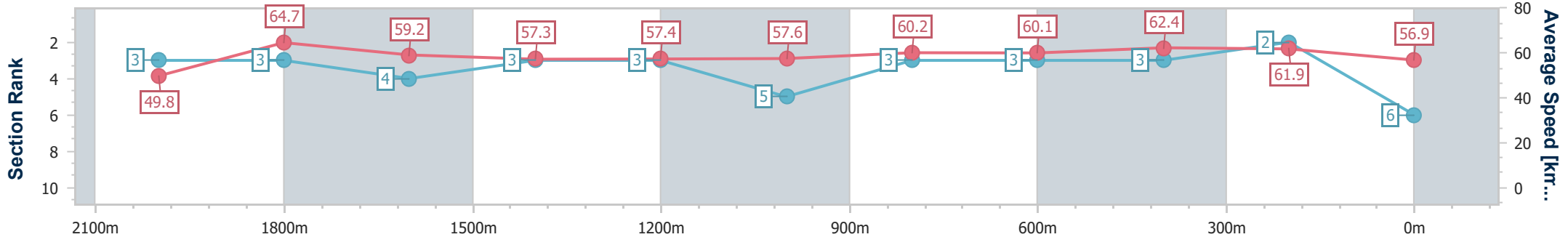


01 February 2025 - 12:48

BRISBANE RACING CLUB

Track Rating: Good 4, Weather: Fine, Rail Position: True

Section	Overall	2000m	1800m	1600m	1400m	1200m	1000m	800m	600m	400m	200m
Section Times	2:15.36 [6] (0:14.46)	2:00.90 [3] (0:11.13)	1:49.77 [3] (0:12.10)	1:37.67 [4] (0:12.53)	1:25.14 [3] (0:12.61)	1:12.53 [3] (0:12.54)	0:59.99 [5] (0:12.01)	0:47.98 [3] (0:12.09)	0:35.89 [3] (0:11.62)	0:24.27 [3] (0:11.60)	0:12.67 [2] (0:12.67)
Average Speed [km/h]	49.8	64.7	59.2	57.3	57.4	57.6	60.2	60.1	62.4	61.9	56.9
Top Speed [km/h]	64.4	66.3	62.7	57.9	58.9	60.4	61.4	61.1	63.3	63.6	60.3
Avg. Dist. to Rail [m]	2.6	0.8	0.8	1.0	1.1	1.9	2.5	2.1	1.1	1.1	1.9
Avg. Stride Freq. [Hz]	2.2	2.3	2.2	2.2	2.1	1.9	2.0	2.2	2.3	2.3	2.3
Avg. Stride Length [m]	6.3	7.7	7.4	7.3	7.4	8.3	8.5	7.6	7.5	7.4	7.0



- [] Ranking at each section and finish
- .-.- No data available at this section
- NA No data available



Horse/Jockey Name	Binding
Final Rank	7
Fastest Section Time (Section)	0:11.19 (2000m)
Top Speed [km/h] (Section)	64.9 (2000m)
Race State	Finished



Doomben QLD Professional
Race 2: GIRLS DAY OUT 1 MARCH BENCHMARK 80 Handicap - 2200m

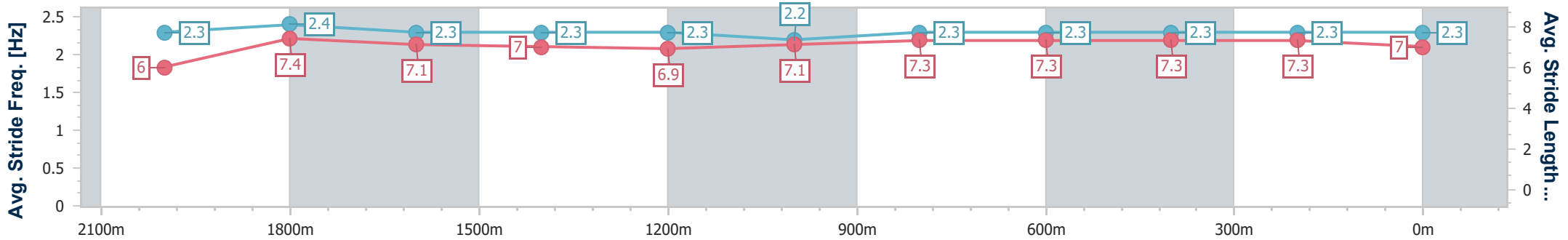
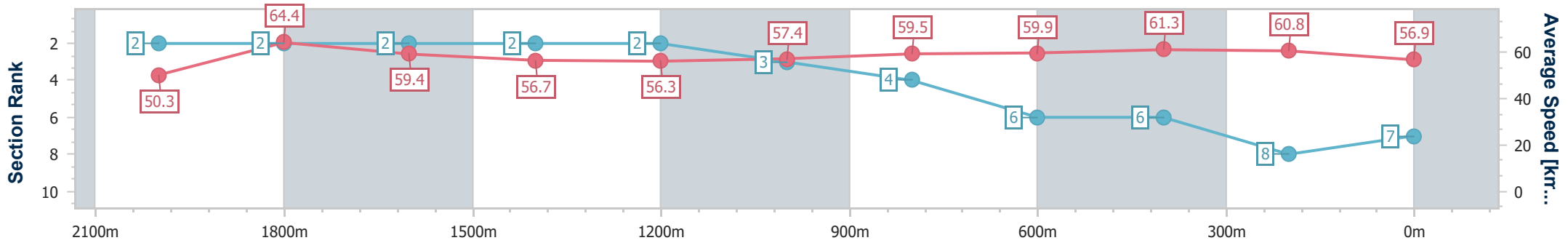


01 February 2025 - 12:48

BRISBANE RACING CLUB

Track Rating: Good 4, Weather: Fine, Rail Position: True

Section	Overall	2000m	1800m	1600m	1400m	1200m	1000m	800m	600m	400m	200m
Section Times	2:15.77 [7] (0:14.33)	2:01.44 [2] (0:11.19)	1:50.25 [2] (0:11.92)	1:38.33 [2] (0:12.59)	1:25.74 [2] (0:12.72)	1:13.02 [2] (0:12.55)	1:00.47 [3] (0:12.18)	0:48.29 [4] (0:12.11)	0:36.18 [6] (0:11.72)	0:24.46 [6] (0:11.82)	0:12.64 [8] (0:12.64)
Average Speed [km/h]	50.3	64.4	59.4	56.7	56.3	57.4	59.5	59.9	61.3	60.8	56.9
Top Speed [km/h]	63.6	64.9	63.6	57.3	58.2	60.0	60.0	60.7	62.0	62.3	59.0
Avg. Dist. to Rail [m]	1.4	2.4	2.7	2.2	0.7	1.5	1.7	1.6	0.4	0.8	0.7
Avg. Stride Freq. [Hz]	2.3	2.4	2.3	2.3	2.3	2.2	2.3	2.3	2.3	2.3	2.3
Avg. Stride Length [m]	6.0	7.4	7.1	7.0	6.9	7.1	7.3	7.3	7.3	7.3	7.0



- [] Ranking at each section and finish
- .-.- No data available at this section
- NA No data available



Horse/Jockey Name	Applications
Final Rank	8
Fastest Section Time (Section)	0:11.01 (2000m)
Top Speed [km/h] (Section)	66.2 (2000m)
Race State	Finished



Doomben QLD Professional
Race 2: GIRLS DAY OUT 1 MARCH BENCHMARK 80 Handicap - 2200m

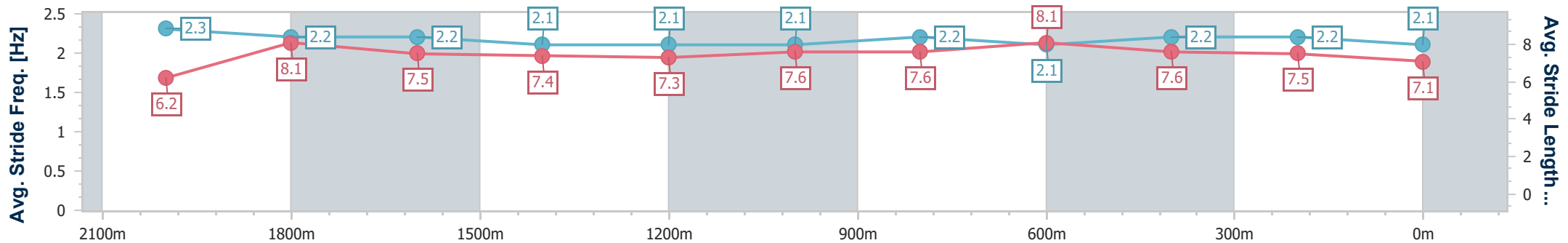
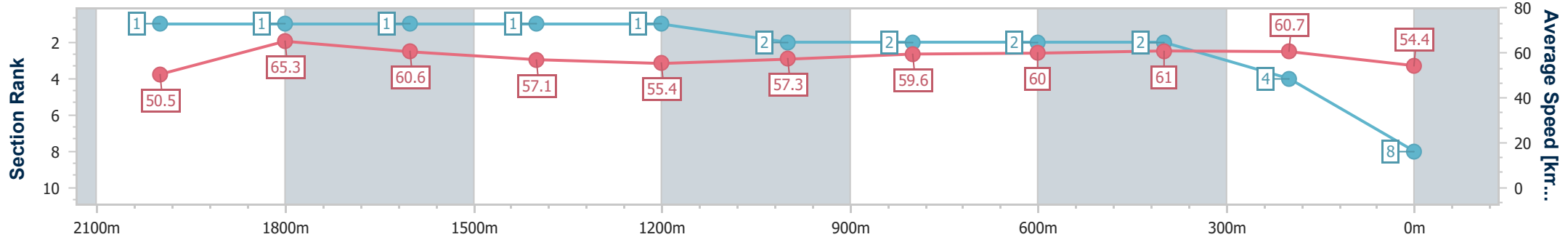


01 February 2025 - 12:48

BRISBANE RACING CLUB

Track Rating: Good 4, Weather: Fine, Rail Position: True

Section	Overall	2000m	1800m	1600m	1400m	1200m	1000m	800m	600m	400m	200m
Section Times	2:15.97 [8] (0:14.23)	2:01.74 [1] (0:11.01)	1:50.73 [1] (0:11.76)	1:38.97 [1] (0:12.49)	1:26.48 [1] (0:13.04)	1:13.44 [1] (0:12.59)	1:00.85 [2] (0:12.09)	0:48.76 [2] (0:11.99)	0:36.77 [2] (0:11.72)	0:25.05 [2] (0:11.84)	0:13.21 [4] (0:13.21)
Average Speed [km/h]	50.5	65.3	60.6	57.1	55.4	57.3	59.6	60.0	61.0	60.7	54.4
Top Speed [km/h]	65.4	66.2	64.6	58.4	56.4	59.2	60.4	61.3	61.8	61.8	58.9
Avg. Dist. to Rail [m]	5.3	3.2	2.3	1.3	0.6	1.4	0.5	0.3	0.7	1.3	1.1
Avg. Stride Freq. [Hz]	2.3	2.2	2.2	2.1	2.1	2.1	2.2	2.1	2.2	2.2	2.1
Avg. Stride Length [m]	6.2	8.1	7.5	7.4	7.3	7.6	7.6	8.1	7.6	7.5	7.1



- [] Ranking at each section and finish
- .-.- No data available at this section
- NA No data available



Horse/Jockey Name	Bilpa Morea
Final Rank	9
Fastest Section Time (Section)	0:11.14 (2000m)
Top Speed [km/h] (Section)	65.8 (2000m)
Race State	Finished



Doomben QLD Professional
Race 2: GIRLS DAY OUT 1 MARCH BENCHMARK 80 Handicap - 2200m

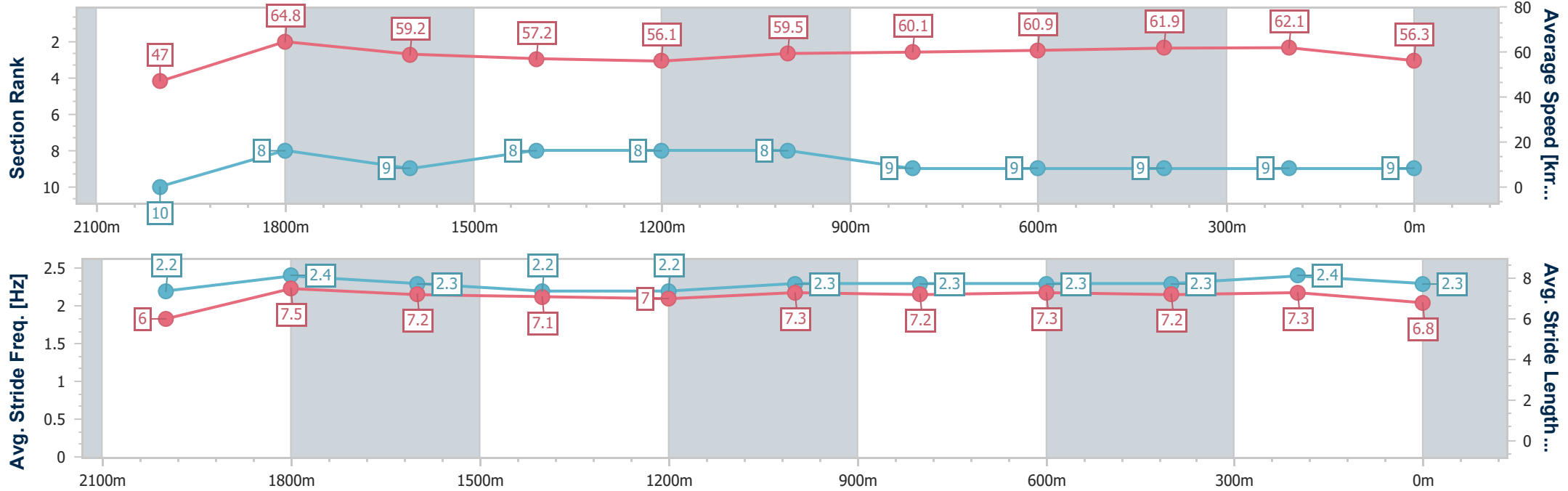


BRISBANE RACING CLUB

01 February 2025 - 12:48

Track Rating: Good 4, Weather: Fine, Rail Position: True

Section	Overall	2000m	1800m	1600m	1400m	1200m	1000m	800m	600m	400m	200m
Section Times	2:16.14 [9] (0:15.33)	2:00.81 [10] (0:11.14)	1:49.67 [8] (0:11.94)	1:37.73 [9] (0:12.48)	1:25.25 [8] (0:12.85)	1:12.40 [8] (0:12.15)	1:00.25 [8] (0:12.02)	0:48.23 [9] (0:11.96)	0:36.27 [9] (0:11.87)	0:24.40 [9] (0:11.61)	0:12.79 [9] (0:12.79)
Average Speed [km/h]	47.0	64.8	59.2	57.2	56.1	59.5	60.1	60.9	61.9	62.1	56.3
Top Speed [km/h]	64.7	65.8	63.3	58.7	58.2	60.8	62.3	61.8	63.7	63.4	59.8
Avg. Dist. to Rail [m]	4.6	2.3	3.1	1.7	0.7	2.3	1.4	3.1	3.4	1.9	1.3
Avg. Stride Freq. [Hz]	2.2	2.4	2.3	2.2	2.2	2.3	2.3	2.3	2.3	2.4	2.3
Avg. Stride Length [m]	6.0	7.5	7.2	7.1	7.0	7.3	7.2	7.3	7.2	7.3	6.8



- [] Ranking at each section and finish
- .-.- No data available at this section
- NA No data available



Horse/Jockey Name	Termite
Final Rank	10
Fastest Section Time (Section)	0:11.16 (2000m)
Top Speed [km/h] (Section)	65.9 (2000m)
Race State	Finished



Doomben QLD Professional
Race 2: GIRLS DAY OUT 1 MARCH BENCHMARK 80 Handicap - 2200m

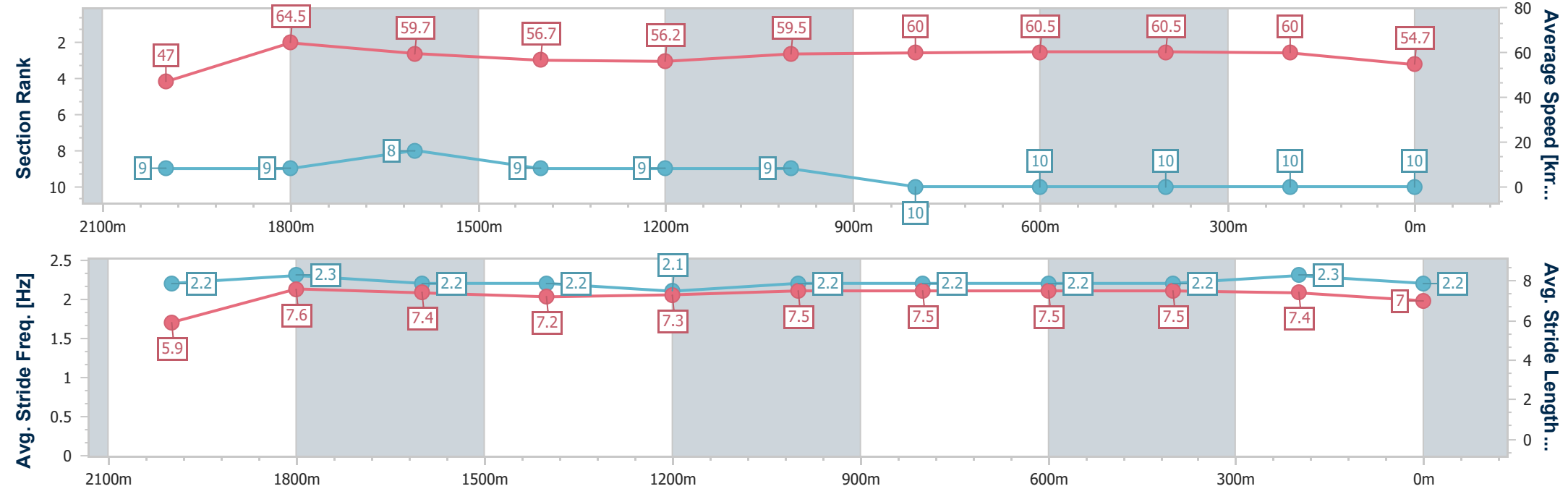


01 February 2025 - 12:48

BRISBANE RACING CLUB

Track Rating: Good 4, Weather: Fine, Rail Position: True

Section	Overall	2000m	1800m	1600m	1400m	1200m	1000m	800m	600m	400m	200m
Section Times	2:17.06 [10] (0:15.31)	2:01.75 [9] (0:11.16)	1:50.59 [9] (0:11.90)	1:38.69 [8] (0:12.60)	1:26.09 [9] (0:12.85)	1:13.24 [9] (0:12.10)	1:01.14 [9] (0:12.04)	0:49.10 [10] (0:12.04)	0:37.06 [10] (0:11.91)	0:25.15 [10] (0:12.00)	0:13.15 [10] (0:13.15)
Average Speed [km/h]	47.0	64.5	59.7	56.7	56.2	59.5	60.0	60.5	60.5	60.0	54.7
Top Speed [km/h]	65.6	65.9	63.3	58.4	58.2	60.3	60.9	61.1	61.2	60.9	58.5
Avg. Dist. to Rail [m]	4.3	2.3	2.9	1.6	0.5	1.7	1.5	1.8	0.8	0.6	0.8
Avg. Stride Freq. [Hz]	2.2	2.3	2.2	2.2	2.1	2.2	2.2	2.2	2.2	2.3	2.2
Avg. Stride Length [m]	5.9	7.6	7.4	7.2	7.3	7.5	7.5	7.5	7.5	7.4	7.0



- [] Ranking at each section and finish
- .-.- No data available at this section
- NA No data available