



Doomben QLD Professional

Race 1: RACECOURSE VILLAGE QTIS Two-Year-Old Handicap - 1200m

01 February 2025 - 12:14



BRISBANE
RACING CLUB

Track Rating: Good 4, Weather: Fine, Rail Position: True

Section		Overall	1000m	800m	600m	400m	200m	Last 600m					
Field Times		1:11.35 (0:13.67)	0:57.68 (0:11.76)	0:45.92 (0:12.03)	0:33.89 (0:11.86)	0:22.03 (0:10.96)	0:11.07 (0:11.07)	0:33.89					
Rank	TAB Horse/Jockey	Barrier	Top Speed [km/h]	Fastest Section	Margin	Distance Travelled [m]							
1	5 IDYLLIC AFFAIR Michael Rodd	5	67.9 400m	0:10.91 400m	1:11.35 [1] (0:14.03)	0:57.32 [4] (0:11.78)	0:45.54 [4] (0:12.01)	0:33.53 [4] (0:11.67)	0:21.86 [3] (0:10.91)	0:10.95 [3] (0:10.95)	1:11.35	0:33.53	
2	6 BOOMSHANKA James Orman	3	68.4 400m	0:10.77 400m	1:11.40 [2] (0:14.02)	0:57.38 [3] (0:11.76)	0:45.62 [3] (0:11.93)	0:33.69 [3] (0:11.80)	0:21.89 [4] (0:10.77)	0:11.12 [1] (0:11.12)	0.25L	0:33.69	+1
3	7 MAKING NEWS Angela Jones	6	67.0 400m	0:11.04 400m	1:11.81 [3] (0:13.67)	0:58.14 [1] (0:11.76)	0:46.38 [1] (0:12.03)	0:34.35 [1] (0:11.86)	0:22.49 [1] (0:11.04)	0:11.45 [2] (0:11.45)	2.71L	0:34.35	-4
4	2 MR WORTHINGTON Justin Huxtable	1	66.1 200m	0:11.15 400m	1:12.02 [4] (0:13.83)	0:58.19 [2] (0:11.86)	0:46.33 [2] (0:12.02)	0:34.31 [2] (0:11.72)	0:22.59 [2] (0:11.15)	0:11.44 [4] (0:11.44)	3.89L	0:34.31	-4
5	8 PIERTAGA Samantha Collett	4	66.6 400m	0:11.05 400m	1:12.71 [5] (0:14.36)	0:58.35 [6] (0:11.74)	0:46.61 [6] (0:11.95)	0:34.66 [6] (0:11.66)	0:23.00 [5] (0:11.05)	0:11.95 [5] (0:11.95)	7.96L	0:34.66	-1
6	4 RASCAL BOI Robbie Dolan	2	65.6 400m	0:11.20 400m	1:12.77 [6] (0:14.12)	0:58.65 [5] (0:11.85)	0:46.80 [5] (0:11.98)	0:34.82 [5] (0:11.76)	0:23.06 [6] (0:11.20)	0:11.86 [6] (0:11.86)	8.31L	0:34.82	-1

Scratched: Dushenka (#1), Bent Bridge (#3)

[] Ranking at each section and finish
 -:-:-:- No data available at this section
 NA No data available

SCN Saddle cloth number
 DNF Did not finish
 DNT Did not track



Horse/Jockey Name	Idyllic Affair
Final Rank	1
Fastest Section Time (Section)	0:10.91 (400m)
Top Speed [km/h] (Section)	67.9 (400m)
Race State	Finished



Doomben QLD Professional
Race 1: RACECOURSE VILLAGE QTIS Two-Year-Old Handicap
- 1200m

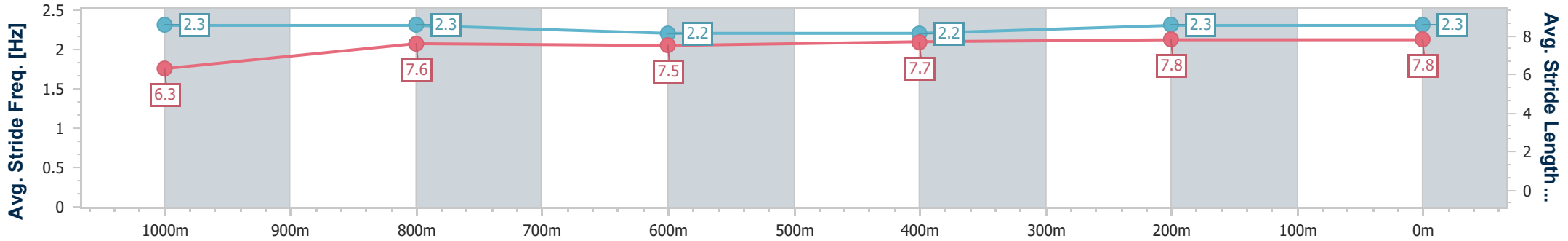
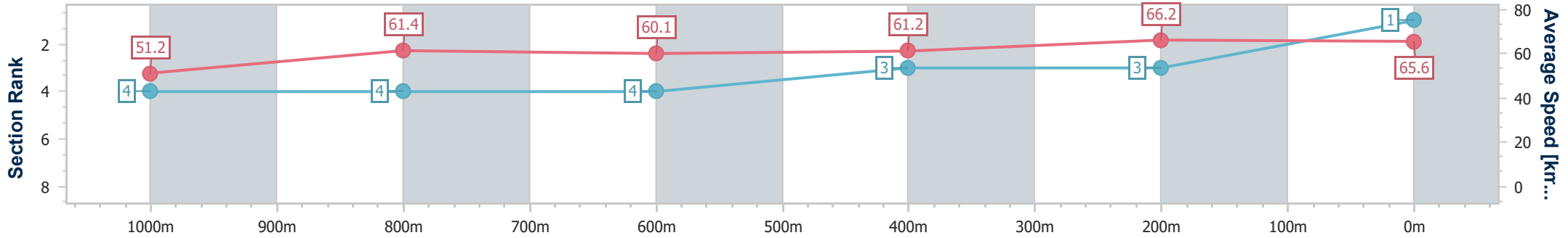


BRISBANE
RACING CLUB

01 February 2025 - 12:14

Track Rating: Good 4, Weather: Fine, Rail Position: True

Section	Overall	1000m	800m	600m	400m	200m
Section Times	1:11.35 [1] (0:14.03)	0:57.32 [4] (0:11.78)	0:45.54 [4] (0:12.01)	0:33.53 [4] (0:11.67)	0:21.86 [3] (0:10.91)	0:10.95 [3] (0:10.95)
Average Speed [km/h]	51.2	61.4	60.1	61.2	66.2	65.6
Top Speed [km/h]	62.8	63.1	60.9	63.5	67.9	67.7
Avg. Dist. to Rail [m]	4.7	1.7	0.5	0.9	0.6	1.5
Avg. Stride Freq. [Hz]	2.3	2.3	2.2	2.2	2.3	2.3
Avg. Stride Length [m]	6.3	7.6	7.5	7.7	7.8	7.8



- [] Ranking at each section and finish
- .-.- No data available at this section
- NA No data available



Horse/Jockey Name	Boomshanka
Final Rank	2
Fastest Section Time (Section)	0:10.77 (400m)
Top Speed [km/h] (Section)	68.4 (400m)
Race State	Finished



Doomben QLD Professional
Race 1: RACECOURSE VILLAGE QTIS Two-Year-Old Handicap
- 1200m

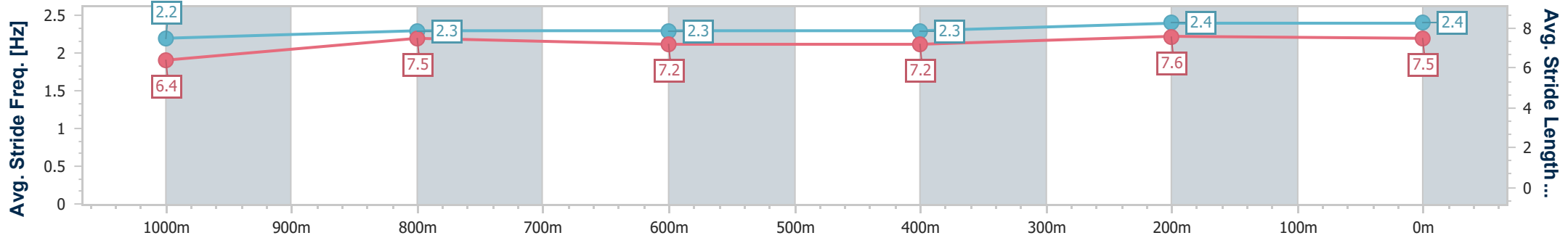
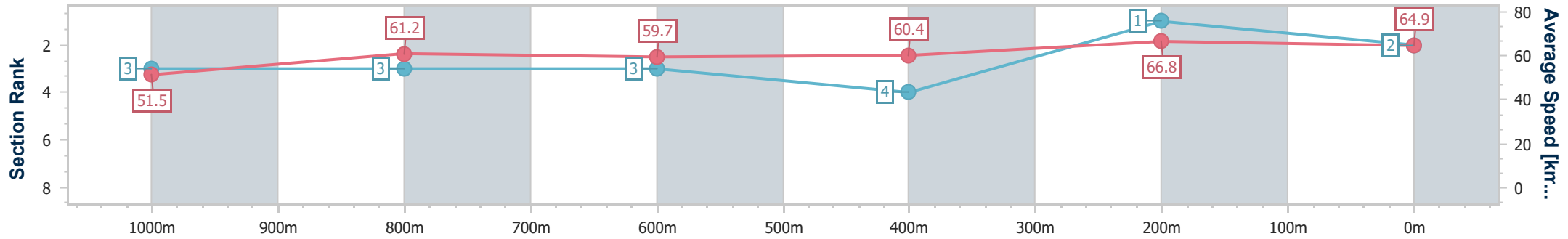


01 February 2025 - 12:14

BRISBANE
RACING CLUB

Track Rating: Good 4, Weather: Fine, Rail Position: True

Section	Overall	1000m	800m	600m	400m	200m
Section Times	1:11.40 [2] (0:14.02)	0:57.38 [3] (0:11.76)	0:45.62 [3] (0:11.93)	0:33.69 [3] (0:11.80)	0:21.89 [4] (0:10.77)	0:11.12 [1] (0:11.12)
Average Speed [km/h]	51.5	61.2	59.7	60.4	66.8	64.9
Top Speed [km/h]	62.9	63.0	60.8	62.3	68.4	67.3
Avg. Dist. to Rail [m]	4.1	1.1	1.5	1.9	1.4	2.1
Avg. Stride Freq. [Hz]	2.2	2.3	2.3	2.3	2.4	2.4
Avg. Stride Length [m]	6.4	7.5	7.2	7.2	7.6	7.5



- [] Ranking at each section and finish
- .-.- No data available at this section
- NA No data available



Horse/Jockey Name	Making News
Final Rank	3
Fastest Section Time (Section)	0:11.04 (400m)
Top Speed [km/h] (Section)	67.0 (400m)
Race State	Finished



Doomben QLD Professional
Race 1: RACECOURSE VILLAGE QTIS Two-Year-Old Handicap
 - 1200m

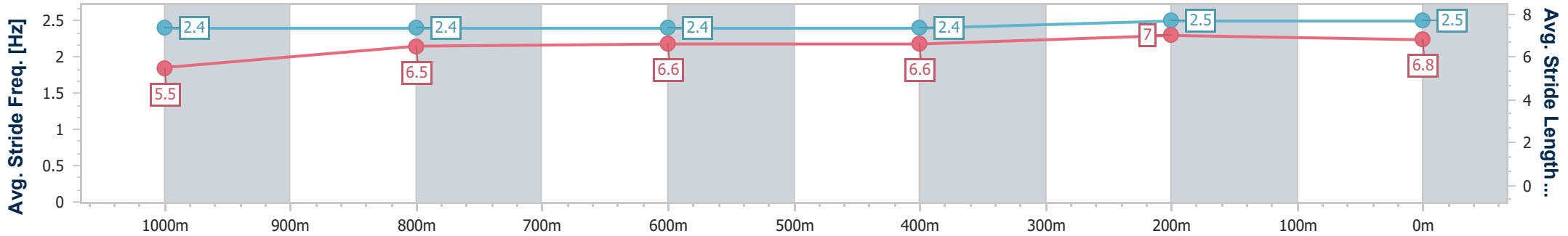
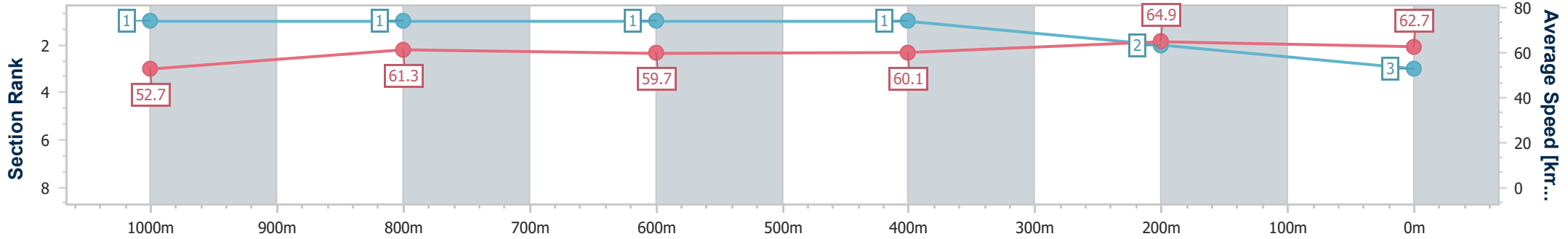


01 February 2025 - 12:14

BRISBANE
RACING CLUB

Track Rating: Good 4, Weather: Fine, Rail Position: True

Section	Overall	1000m	800m	600m	400m	200m
Section Times	1:11.81 [3] (0:13.67)	0:58.14 [1] (0:11.76)	0:46.38 [1] (0:12.03)	0:34.35 [1] (0:11.86)	0:22.49 [1] (0:11.04)	0:11.45 [2] (0:11.45)
Average Speed [km/h]	52.7	61.3	59.7	60.1	64.9	62.7
Top Speed [km/h]	63.3	62.3	60.5	61.9	67.0	66.6
Avg. Dist. to Rail [m]	5.2	0.8	0.5	1.8	2.2	2.1
Avg. Stride Freq. [Hz]	2.4	2.4	2.4	2.4	2.5	2.5
Avg. Stride Length [m]	5.5	6.5	6.6	6.6	7.0	6.8



- [] Ranking at each section and finish
- .-.- No data available at this section
- NA No data available



Horse/Jockey Name	Mr Worthington
Final Rank	4
Fastest Section Time (Section)	0:11.15 (400m)
Top Speed [km/h] (Section)	66.1 (200m)
Race State	Finished



Doomben QLD Professional
Race 1: RACECOURSE VILLAGE QTIS Two-Year-Old Handicap
 - 1200m

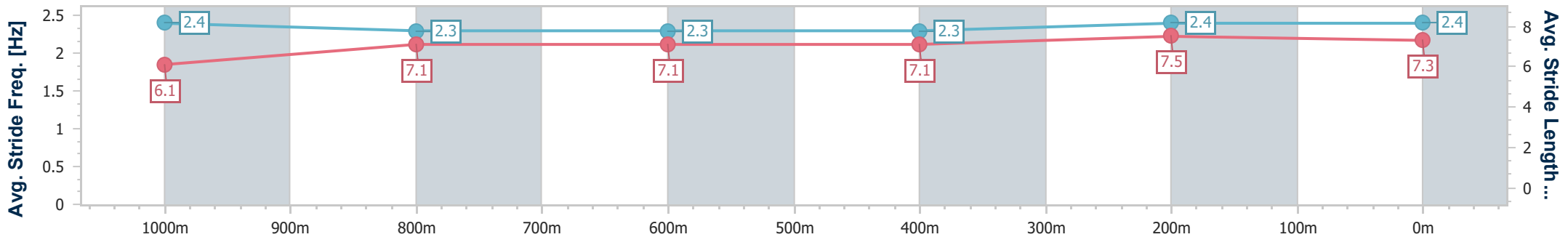
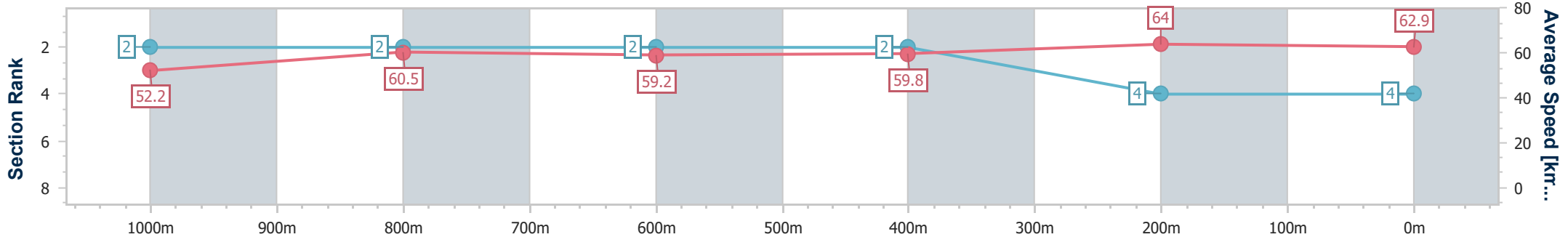


01 February 2025 - 12:14

BRISBANE
RACING CLUB

Track Rating: Good 4, Weather: Fine, Rail Position: True

Section	Overall	1000m	800m	600m	400m	200m
Section Times	1:12.02 [4] (0:13.83)	0:58.19 [2] (0:11.86)	0:46.33 [2] (0:12.02)	0:34.31 [2] (0:11.72)	0:22.59 [2] (0:11.15)	0:11.44 [4] (0:11.44)
Average Speed [km/h]	52.2	60.5	59.2	59.8	64.0	62.9
Top Speed [km/h]	64.2	62.6	60.1	61.4	65.6	66.1
Avg. Dist. to Rail [m]	1.7	0.6	2.7	4.5	3.3	0.5
Avg. Stride Freq. [Hz]	2.4	2.3	2.3	2.3	2.4	2.4
Avg. Stride Length [m]	6.1	7.1	7.1	7.1	7.5	7.3



- [] Ranking at each section and finish
- .-.- No data available at this section
- NA No data available



Horse/Jockey Name	Piertaga
Final Rank	5
Fastest Section Time (Section)	0:11.05 (400m)
Top Speed [km/h] (Section)	66.6 (400m)
Race State	Finished



Doomben QLD Professional
Race 1: RACECOURSE VILLAGE QTIS Two-Year-Old Handicap
- 1200m

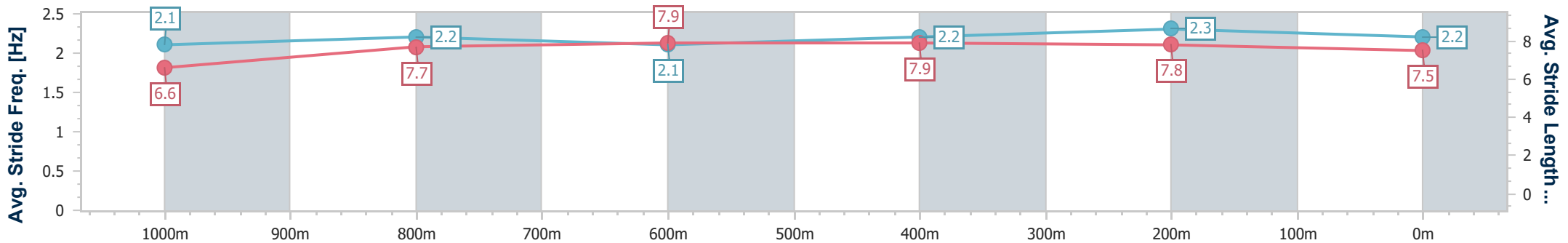
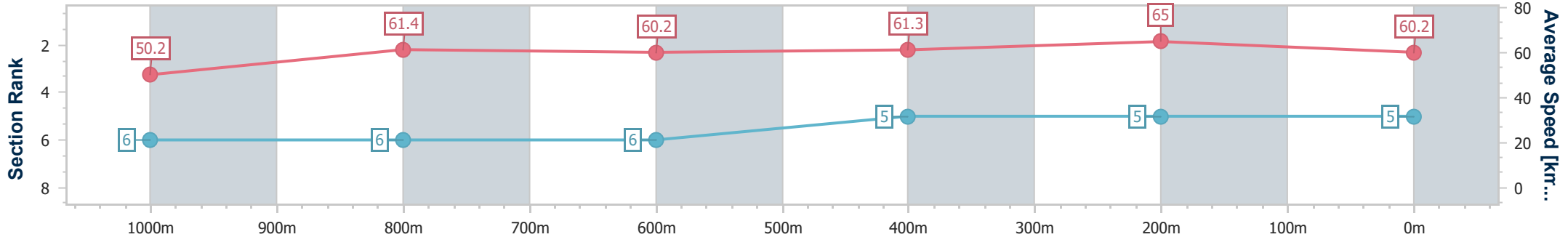


BRISBANE
RACING CLUB

01 February 2025 - 12:14

Track Rating: Good 4, Weather: Fine, Rail Position: True

Section	Overall	1000m	800m	600m	400m	200m
Section Times	1:12.71 [5] (0:14.36)	0:58.35 [6] (0:11.74)	0:46.61 [6] (0:11.95)	0:34.66 [6] (0:11.66)	0:23.00 [5] (0:11.05)	0:11.95 [5] (0:11.95)
Average Speed [km/h]	50.2	61.4	60.2	61.3	65.0	60.2
Top Speed [km/h]	62.8	62.8	61.1	64.9	66.6	63.4
Avg. Dist. to Rail [m]	3.8	1.2	0.6	1.1	1.6	2.6
Avg. Stride Freq. [Hz]	2.1	2.2	2.1	2.2	2.3	2.2
Avg. Stride Length [m]	6.6	7.7	7.9	7.9	7.8	7.5



- [] Ranking at each section and finish
- .-.- No data available at this section
- NA No data available



Horse/Jockey Name	Rascal Boi
Final Rank	6
Fastest Section Time (Section)	0:11.20 (400m)
Top Speed [km/h] (Section)	65.6 (400m)
Race State	Finished



Doomben QLD Professional
Race 1: RACECOURSE VILLAGE QTIS Two-Year-Old Handicap
 - 1200m

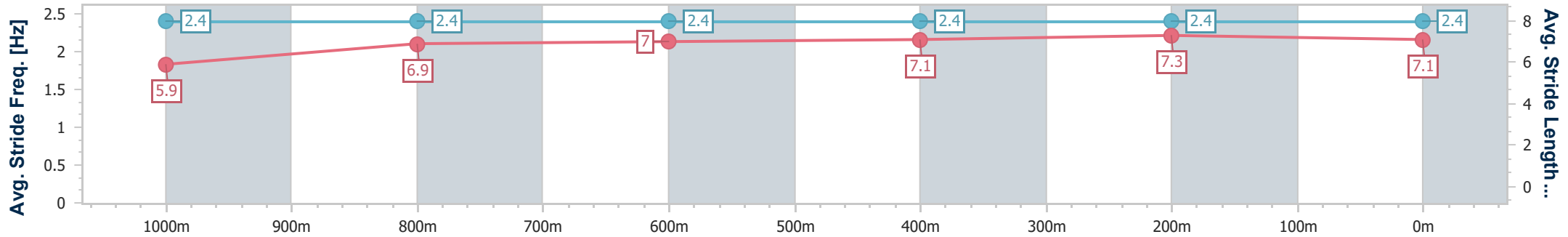
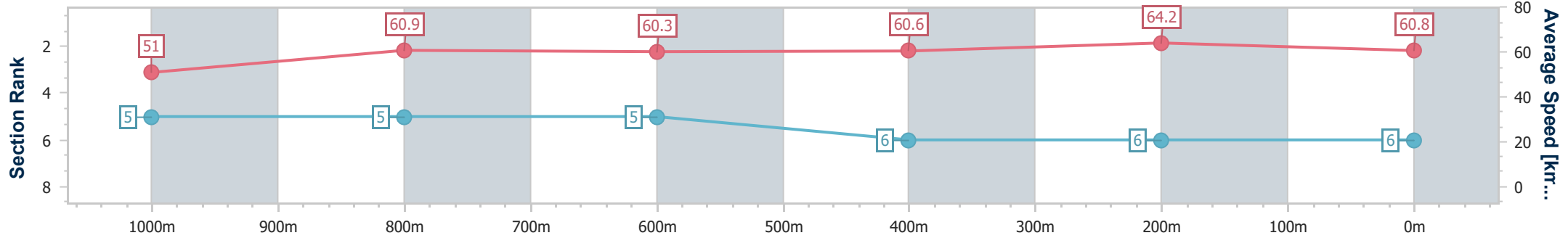


BRISBANE
 RACING CLUB

01 February 2025 - 12:14

Track Rating: Good 4, Weather: Fine, Rail Position: True

Section	Overall	1000m	800m	600m	400m	200m
Section Times	1:12.77 [6] (0:14.12)	0:58.65 [5] (0:11.85)	0:46.80 [5] (0:11.98)	0:34.82 [5] (0:11.76)	0:23.06 [6] (0:11.20)	0:11.86 [6] (0:11.86)
Average Speed [km/h]	51.0	60.9	60.3	60.6	64.2	60.8
Top Speed [km/h]	63.5	63.4	60.7	64.2	65.6	63.9
Avg. Dist. to Rail [m]	3.7	1.7	0.4	1.4	1.1	1.6
Avg. Stride Freq. [Hz]	2.4	2.4	2.4	2.4	2.4	2.4
Avg. Stride Length [m]	5.9	6.9	7.0	7.1	7.3	7.1



- [] Ranking at each section and finish
- .-.- No data available at this section
- NA No data available



Doomben QLD Professional

Race 2: GIRLS DAY OUT 1 MARCH BENCHMARK 80 Handicap - 2200m

01 February 2025 - 12:48



BRISBANE
RACING CLUB

Track Rating: Good 4, Weather: Fine, Rail Position: True

Section		Overall	2000m	1800m	1600m	1400m	1200m	1000m	Last 600m				
Field Times		2:14.82 (0:14.23)	2:00.59 (0:11.01)	1:49.58 (0:11.76)	1:37.82 (0:12.49)	1:25.33 (0:13.04)	1:12.29 (0:12.50)	0:59.79 (0:11.88)	0:35.71				
Rank	TAB Horse/Jockey	Barrier	Top Speed [km/h]	Fastest Section									Distance Travelled [m]
1	7 CHASSAGNE Ron Stewart	6	66.0	0:11.11	2:14.82 [1] (0:14.96)	1:59.86 [6] (0:11.11)	1:48.75 [6] (0:12.10)	1:36.65 [7] (0:12.57)	1:24.08 [7] (0:12.73)	1:11.35 [7] (0:12.19)	0:59.16 [7] (0:12.12)	0:35.02	
2	9 SIMPLY REFUSE Taylor Marshall	3	64.5	0:11.16	2:14.86 [2] (0:15.09)	1:59.77 [7] (0:11.16)	1:48.61 [7] (0:11.78)	1:36.83 [6] (0:12.58)	1:24.25 [6] (0:12.72)	1:11.53 [6] (0:12.27)	0:59.26 [6] (0:12.12)	0:35.23	-7
3	1 IVERSON Ryan Maloney	2	64.8	0:11.24	2:14.92 [3] (0:14.60)	2:00.32 [4] (0:11.24)	1:49.08 [5] (0:11.84)	1:37.24 [3] (0:12.57)	1:24.67 [4] (0:12.73)	1:11.94 [4] (0:12.37)	0:59.57 [4] (0:12.19)	0:35.35	-8
4	2 LIONEL Martin Harley	5	66.9	0:11.15	2:14.96 [4] (0:14.61)	2:00.35 [5] (0:11.15)	1:49.20 [4] (0:12.13)	1:37.07 [5] (0:12.48)	1:24.59 [5] (0:12.62)	1:11.97 [5] (0:12.04)	0:59.93 [1] (0:11.88)	0:35.85	-2
5	5 LUCKY EXCHANGE Samantha Collett	10	64.3	0:11.29	2:15.08 [5] (0:15.25)	1:59.83 [8] (0:11.29)	1:48.54 [10] (0:12.08)	1:36.46 [10] (0:12.57)	1:23.89 [10] (0:12.90)	1:10.99 [10] (0:11.87)	0:59.12 [10] (0:11.72)	0:35.54	-1
6	6 ALDEENAARY James Orman	4	66.3	0:11.13	2:15.36 [6] (0:14.46)	2:00.90 [3] (0:11.13)	1:49.77 [3] (0:12.10)	1:37.67 [4] (0:12.53)	1:25.14 [3] (0:12.61)	1:12.53 [3] (0:12.54)	0:59.99 [5] (0:12.01)	0:35.89	+0
7	4 BINDING Luke Dempsey	1	64.9	0:11.19	2:15.77 [7] (0:14.33)	2:01.44 [2] (0:11.19)	1:50.25 [2] (0:11.92)	1:38.33 [2] (0:12.59)	1:25.74 [2] (0:12.72)	1:13.02 [2] (0:12.55)	1:00.47 [3] (0:12.18)	0:36.18	-7
8	3 APPLICATIONS Boris Thornton	7	66.2	0:11.01	2:15.97 [8] (0:14.23)	2:01.74 [1] (0:11.01)	1:50.73 [1] (0:11.76)	1:38.97 [1] (0:12.49)	1:26.48 [1] (0:13.04)	1:13.44 [1] (0:12.59)	1:00.85 [2] (0:12.09)	0:36.77	-10
9	8 BILPA MOREA Mark Du Plessis	9	65.8	0:11.14	2:16.14 [9] (0:15.33)	2:00.81 [10] (0:11.14)	1:49.67 [8] (0:11.94)	1:37.73 [9] (0:12.48)	1:25.25 [8] (0:12.85)	1:12.40 [8] (0:12.15)	1:00.25 [8] (0:12.02)	0:36.27	+0
10	10 TERMITE Tahlia Fenlon	8	65.9	0:11.16	2:17.06 [10] (0:15.31)	2:01.75 [9] (0:11.16)	1:50.59 [9] (0:11.90)	1:38.69 [8] (0:12.60)	1:26.09 [9] (0:12.85)	1:13.24 [9] (0:12.10)	1:01.14 [9] (0:12.04)	0:37.06	-5



Doomben QLD Professional

Race 2: GIRLS DAY OUT 1 MARCH BENCHMARK 80 Handicap - 2200m

01 February 2025 - 12:48



BRISBANE
RACING CLUB

Track Rating: Good 4, Weather: Fine, Rail Position: True

Section						800m	600m	400m	200m	Last 600m	
Field Times						0:47.91 (0:12.20)	0:35.71 (0:11.81)	0:23.90 (0:11.73)	0:12.17 (0:12.17)	0:35.71	
Rank	TAB Horse/Jockey	Barrier	Top Speed [km/h]	Fastest Section					Margin	Distance Travelled [m]	
1	7 CHASSAGNE Ron Stewart	6	66.0 2000m	0:11.11 2000m	0:47.04 [8] (0:12.02)	0:35.02 [8] (0:11.63)	0:23.39 [8] (0:11.33)	0:12.06 [3] (0:12.06)	2:14.82	0:35.02	
2	9 SIMPLY REFUSE Taylor Marshall	3	64.5 2000m	0:11.16 2000m	0:47.14 [7] (0:11.91)	0:35.23 [7] (0:11.69)	0:23.54 [7] (0:11.50)	0:12.04 [7] (0:12.04)	0.27L	0:35.23 -7	
3	1 IVERSON Ryan Maloney	2	64.8 2000m	0:11.24 2000m	0:47.38 [5] (0:12.03)	0:35.35 [5] (0:11.72)	0:23.63 [5] (0:11.52)	0:12.11 [6] (0:12.11)	0.58L	0:35.35 -8	
4	2 LIONEL Martin Harley	5	66.9 2000m	0:11.15 2000m	0:48.05 [1] (0:12.20)	0:35.85 [1] (0:11.81)	0:24.04 [1] (0:11.73)	0:12.31 [1] (0:12.31)	0.86L	0:35.85 -2	
5	5 LUCKY EXCHANGE Samantha Collett	10	64.3 2000m	0:11.29 2000m	0:47.40 [6] (0:11.86)	0:35.54 [4] (0:11.67)	0:23.87 [4] (0:11.56)	0:12.31 [5] (0:12.31)	1.54L	0:35.54 -1	
6	6 ALDEENAARY James Orman	4	66.3 2000m	0:11.13 2000m	0:47.98 [3] (0:12.09)	0:35.89 [3] (0:11.62)	0:24.27 [3] (0:11.60)	0:12.67 [2] (0:12.67)	3.21L	0:35.89 +0	
7	4 BINDING Luke Dempsey	1	64.9 2000m	0:11.19 2000m	0:48.29 [4] (0:12.11)	0:36.18 [6] (0:11.72)	0:24.46 [6] (0:11.82)	0:12.64 [8] (0:12.64)	5.62L	0:36.18 -7	
8	3 APPLICATIONS Boris Thornton	7	66.2 2000m	0:11.01 2000m	0:48.76 [2] (0:11.99)	0:36.77 [2] (0:11.72)	0:25.05 [2] (0:11.84)	0:13.21 [4] (0:13.21)	6.76L	0:36.77 -10	
9	8 BILPA MOREA Mark Du Plessis	9	65.8 2000m	0:11.14 2000m	0:48.23 [9] (0:11.96)	0:36.27 [9] (0:11.87)	0:24.40 [9] (0:11.61)	0:12.79 [9] (0:12.79)	7.81L	0:36.27 +0	
10	10 TERMITE Tahlia Fenlon	8	65.9 2000m	0:11.16 2000m	0:49.10 [10] (0:12.04)	0:37.06 [10] (0:11.91)	0:25.15 [10] (0:12.00)	0:13.15 [10] (0:13.15)	13.18L	0:37.06 -5	

[] Ranking at each section and finish
 -:-:- No data available at this section
 NA No data available

SCN Saddle cloth number
 DNF Did not finish
 DNT Did not track



Horse/Jockey Name	Chassagne
Final Rank	1
Fastest Section Time (Section)	0:11.11 (2000m)
Top Speed [km/h] (Section)	66.0 (2000m)
Race State	Finished



Doomben QLD Professional
Race 2: GIRLS DAY OUT 1 MARCH BENCHMARK 80 Handicap - 2200m

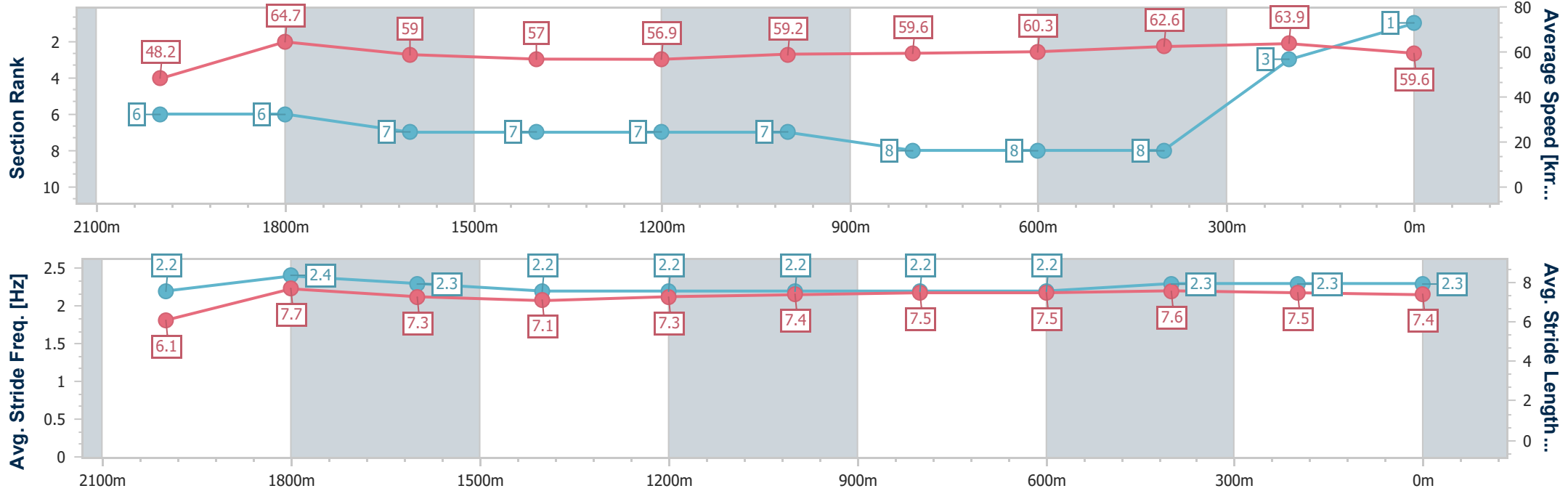
01 February 2025 - 12:48

Track Rating: Good 4, Weather: Fine, Rail Position: True



BRISBANE RACING CLUB

Section	Overall	2000m	1800m	1600m	1400m	1200m	1000m	800m	600m	400m	200m
Section Times	2:14.82 [1] (0:14.96)	1:59.86 [6] (0:11.11)	1:48.75 [6] (0:12.10)	1:36.65 [7] (0:12.57)	1:24.08 [7] (0:12.73)	1:11.35 [7] (0:12.19)	0:59.16 [7] (0:12.12)	0:47.04 [8] (0:12.02)	0:35.02 [8] (0:11.63)	0:23.39 [8] (0:11.33)	0:12.06 [3] (0:12.06)
Average Speed [km/h]	48.2	64.7	59.0	57.0	56.9	59.2	59.6	60.3	62.6	63.9	59.6
Top Speed [km/h]	64.9	66.0	62.8	58.4	59.3	59.6	60.5	62.1	63.0	65.0	63.3
Avg. Dist. to Rail [m]	3.1	1.2	1.6	0.4	0.7	1.9	1.7	1.6	1.6	3.1	4.4
Avg. Stride Freq. [Hz]	2.2	2.4	2.3	2.2	2.2	2.2	2.2	2.2	2.3	2.3	2.3
Avg. Stride Length [m]	6.1	7.7	7.3	7.1	7.3	7.4	7.5	7.5	7.6	7.5	7.4



- [] Ranking at each section and finish
- .-.- No data available at this section
- NA No data available



Horse/Jockey Name	Simply Refuse
Final Rank	2
Fastest Section Time (Section)	0:11.16 (2000m)
Top Speed [km/h] (Section)	64.5 (2000m)
Race State	Finished



Doomben QLD Professional
Race 2: GIRLS DAY OUT 1 MARCH BENCHMARK 80 Handicap - 2200m

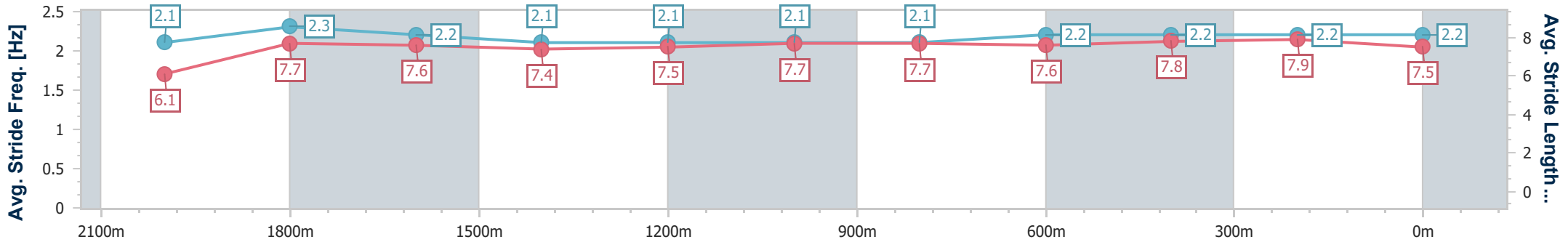
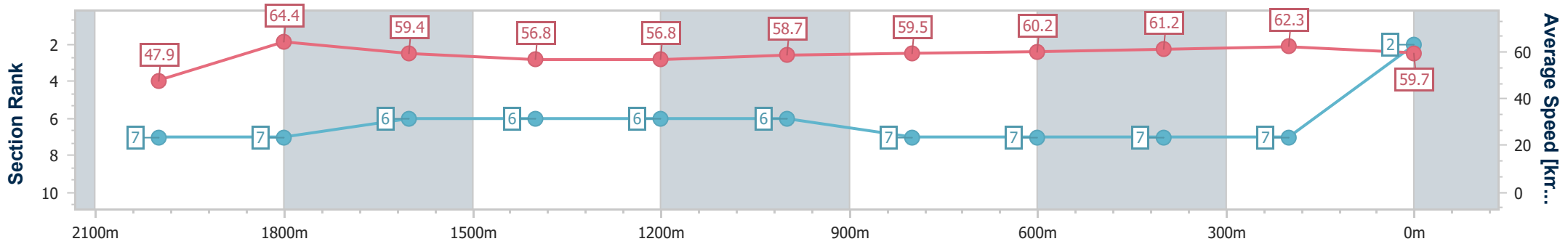
01 February 2025 - 12:48

Track Rating: Good 4, Weather: Fine, Rail Position: True



BRISBANE
RACING CLUB

Section	Overall	2000m	1800m	1600m	1400m	1200m	1000m	800m	600m	400m	200m
Section Times	2:14.86 [2] (0:15.09)	1:59.77 [7] (0:11.16)	1:48.61 [7] (0:11.78)	1:36.83 [6] (0:12.58)	1:24.25 [6] (0:12.72)	1:11.53 [6] (0:12.27)	0:59.26 [6] (0:12.12)	0:47.14 [7] (0:11.91)	0:35.23 [7] (0:11.69)	0:23.54 [7] (0:11.50)	0:12.04 [7] (0:12.04)
Average Speed [km/h]	47.9	64.4	59.4	56.8	56.8	58.7	59.5	60.2	61.2	62.3	59.7
Top Speed [km/h]	63.9	64.5	63.8	57.1	59.0	60.6	60.9	61.3	62.1	63.2	61.4
Avg. Dist. to Rail [m]	2.3	4.9	5.5	2.0	1.0	2.6	1.0	0.7	1.2	1.4	0.6
Avg. Stride Freq. [Hz]	2.1	2.3	2.2	2.1	2.1	2.1	2.1	2.2	2.2	2.2	2.2
Avg. Stride Length [m]	6.1	7.7	7.6	7.4	7.5	7.7	7.7	7.6	7.8	7.9	7.5



- [] Ranking at each section and finish
- .-.- No data available at this section
- NA No data available



Horse/Jockey Name	Iverson
Final Rank	3
Fastest Section Time (Section)	0:11.24 (2000m)
Top Speed [km/h] (Section)	64.8 (2000m)
Race State	Finished



Doomben QLD Professional
Race 2: GIRLS DAY OUT 1 MARCH BENCHMARK 80 Handicap - 2200m

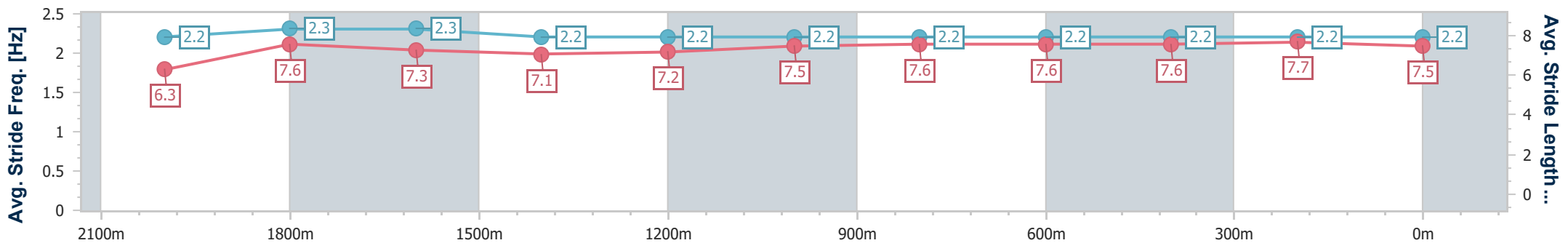
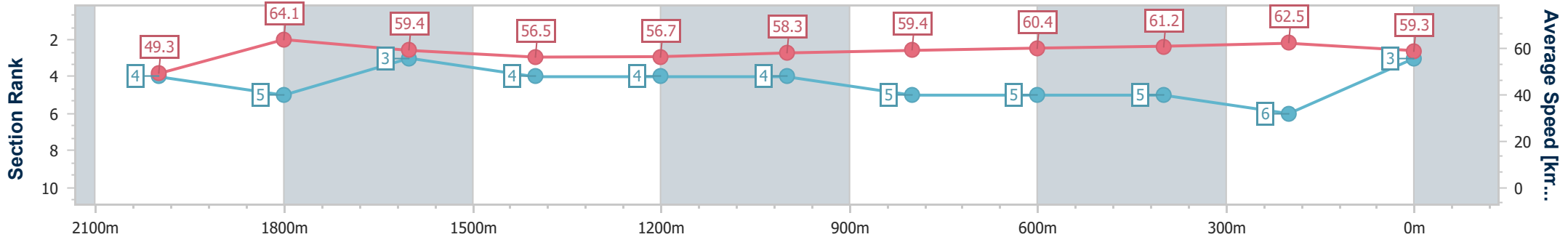
01 February 2025 - 12:48

Track Rating: Good 4, Weather: Fine, Rail Position: True



BRISBANE
RACING CLUB

Section	Overall	2000m	1800m	1600m	1400m	1200m	1000m	800m	600m	400m	200m
Section Times	2:14.92 [3] (0:14.60)	2:00.32 [4] (0:11.24)	1:49.08 [5] (0:11.84)	1:37.24 [3] (0:12.57)	1:24.67 [4] (0:12.73)	1:11.94 [4] (0:12.37)	0:59.57 [4] (0:12.19)	0:47.38 [5] (0:12.03)	0:35.35 [5] (0:11.72)	0:23.63 [5] (0:11.52)	0:12.11 [6] (0:12.11)
Average Speed [km/h]	49.3	64.1	59.4	56.5	56.7	58.3	59.4	60.4	61.2	62.5	59.3
Top Speed [km/h]	63.9	64.8	63.2	57.0	59.0	59.6	60.5	61.3	62.6	63.3	60.4
Avg. Dist. to Rail [m]	1.5	4.1	4.6	2.4	0.7	2.8	2.6	1.6	0.3	1.2	0.8
Avg. Stride Freq. [Hz]	2.2	2.3	2.3	2.2	2.2	2.2	2.2	2.2	2.2	2.2	2.2
Avg. Stride Length [m]	6.3	7.6	7.3	7.1	7.2	7.5	7.6	7.6	7.6	7.7	7.5



- [] Ranking at each section and finish
- .-.- No data available at this section
- NA No data available



Horse/Jockey Name	Lionel
Final Rank	4
Fastest Section Time (Section)	0:11.15 (2000m)
Top Speed [km/h] (Section)	66.9 (2000m)
Race State	Finished



Doomben QLD Professional
Race 2: GIRLS DAY OUT 1 MARCH BENCHMARK 80 Handicap - 2200m

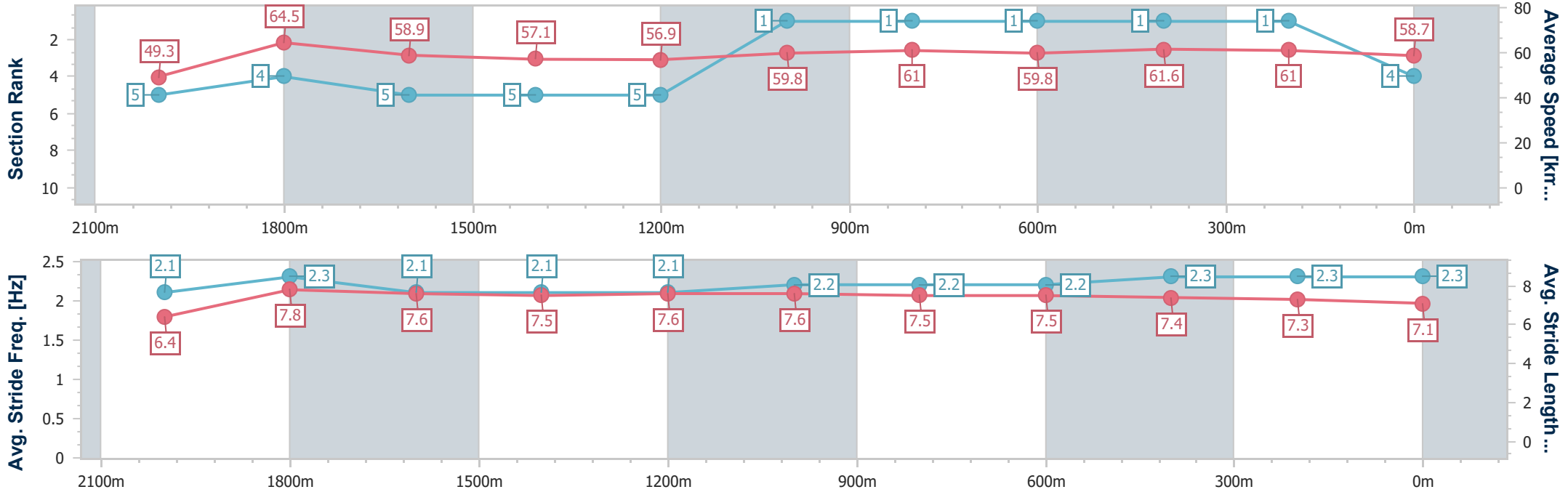


01 February 2025 - 12:48

BRISBANE RACING CLUB

Track Rating: Good 4, Weather: Fine, Rail Position: True

Section	Overall	2000m	1800m	1600m	1400m	1200m	1000m	800m	600m	400m	200m
Section Times	2:14.96 [4] (0:14.61)	2:00.35 [5] (0:11.15)	1:49.20 [4] (0:12.13)	1:37.07 [5] (0:12.48)	1:24.59 [5] (0:12.62)	1:11.97 [5] (0:12.04)	0:59.93 [1] (0:11.88)	0:48.05 [1] (0:12.20)	0:35.85 [1] (0:11.81)	0:24.04 [1] (0:11.73)	0:12.31 [1] (0:12.31)
Average Speed [km/h]	49.3	64.5	58.9	57.1	56.9	59.8	61.0	59.8	61.6	61.0	58.7
Top Speed [km/h]	66.7	66.9	61.7	57.7	58.1	62.0	62.3	60.5	61.7	62.5	60.0
Avg. Dist. to Rail [m]	3.2	0.8	1.4	2.0	1.0	2.6	2.5	2.9	1.6	0.6	0.3
Avg. Stride Freq. [Hz]	2.1	2.3	2.1	2.1	2.1	2.2	2.2	2.2	2.3	2.3	2.3
Avg. Stride Length [m]	6.4	7.8	7.6	7.5	7.6	7.6	7.5	7.5	7.4	7.3	7.1



- [] Ranking at each section and finish
- .-.- No data available at this section
- NA No data available



Horse/Jockey Name	Lucky Exchange
Final Rank	5
Fastest Section Time (Section)	0:11.29 (2000m)
Top Speed [km/h] (Section)	64.3 (2000m)
Race State	Finished



Doomben QLD Professional
Race 2: GIRLS DAY OUT 1 MARCH BENCHMARK 80 Handicap - 2200m

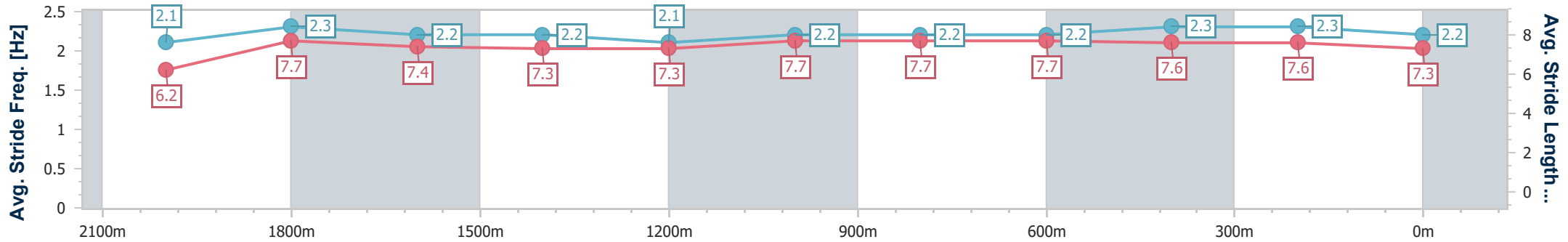
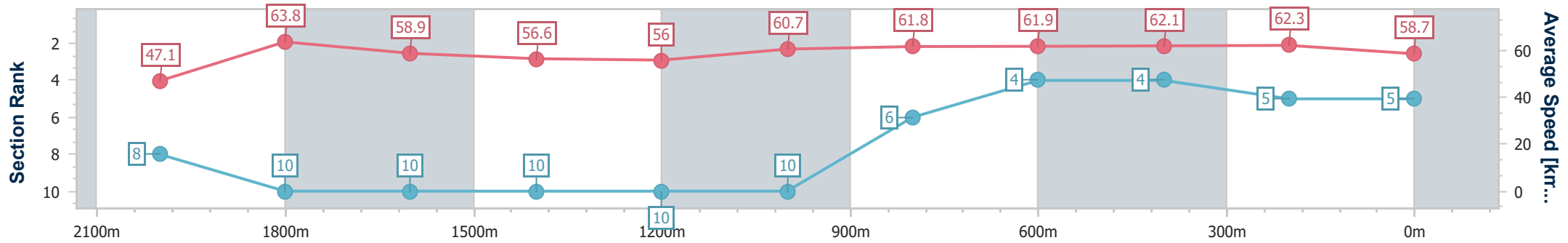


01 February 2025 - 12:48

BRISBANE RACING CLUB

Track Rating: Good 4, Weather: Fine, Rail Position: True

Section	Overall	2000m	1800m	1600m	1400m	1200m	1000m	800m	600m	400m	200m
Section Times	2:15.08 [5] (0:15.25)	1:59.83 [8] (0:11.29)	1:48.54 [10] (0:12.08)	1:36.46 [10] (0:12.57)	1:23.89 [10] (0:12.90)	1:10.99 [10] (0:11.87)	0:59.12 [10] (0:11.72)	0:47.40 [6] (0:11.86)	0:35.54 [4] (0:11.67)	0:23.87 [4] (0:11.56)	0:12.31 [5] (0:12.31)
Average Speed [km/h]	47.1	63.8	58.9	56.6	56.0	60.7	61.8	61.9	62.1	62.3	58.7
Top Speed [km/h]	63.0	64.3	62.7	59.0	57.7	62.4	62.3	62.7	63.0	62.9	61.9
Avg. Dist. to Rail [m]	5.7	1.1	2.3	2.1	0.6	3.4	3.8	2.9	1.6	1.3	3.6
Avg. Stride Freq. [Hz]	2.1	2.3	2.2	2.2	2.1	2.2	2.2	2.2	2.3	2.3	2.2
Avg. Stride Length [m]	6.2	7.7	7.4	7.3	7.3	7.7	7.7	7.7	7.6	7.6	7.3



- [] Ranking at each section and finish
- .-.- No data available at this section
- NA No data available



Horse/Jockey Name	Aldeenaary
Final Rank	6
Fastest Section Time (Section)	0:11.13 (2000m)
Top Speed [km/h] (Section)	66.3 (2000m)
Race State	Finished



Doomben QLD Professional
Race 2: GIRLS DAY OUT 1 MARCH BENCHMARK 80 Handicap - 2200m

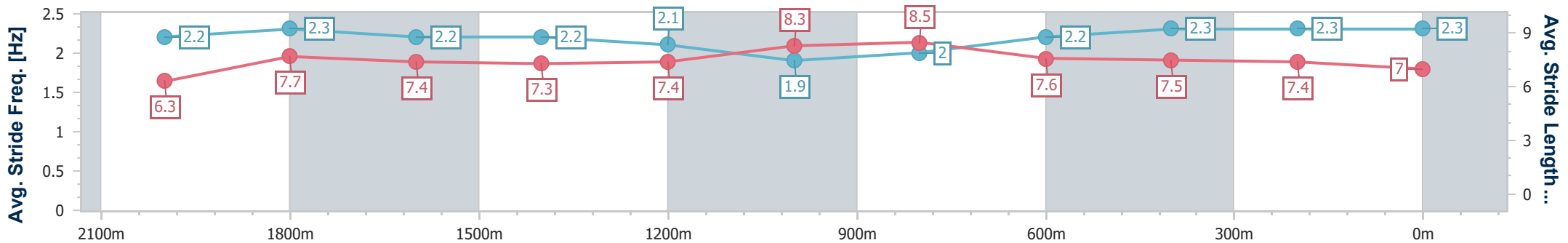
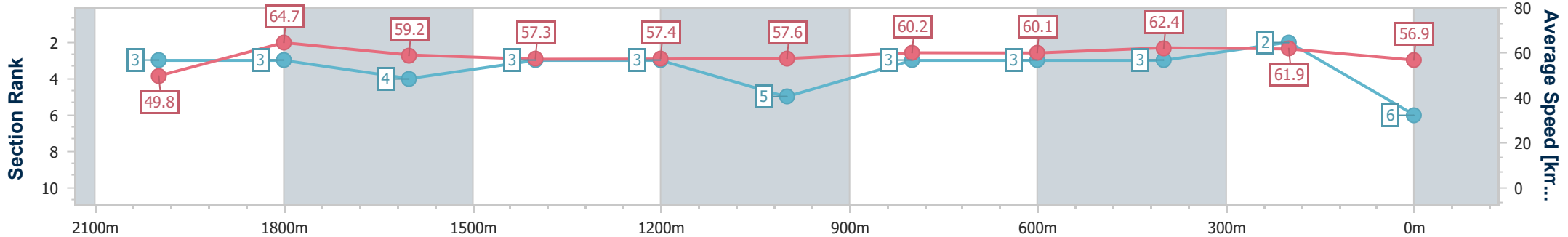


01 February 2025 - 12:48

BRISBANE
RACING CLUB

Track Rating: Good 4, Weather: Fine, Rail Position: True

Section	Overall	2000m	1800m	1600m	1400m	1200m	1000m	800m	600m	400m	200m
Section Times	2:15.36 [6] (0:14.46)	2:00.90 [3] (0:11.13)	1:49.77 [3] (0:12.10)	1:37.67 [4] (0:12.53)	1:25.14 [3] (0:12.61)	1:12.53 [3] (0:12.54)	0:59.99 [5] (0:12.01)	0:47.98 [3] (0:12.09)	0:35.89 [3] (0:11.62)	0:24.27 [3] (0:11.60)	0:12.67 [2] (0:12.67)
Average Speed [km/h]	49.8	64.7	59.2	57.3	57.4	57.6	60.2	60.1	62.4	61.9	56.9
Top Speed [km/h]	64.4	66.3	62.7	57.9	58.9	60.4	61.4	61.1	63.3	63.6	60.3
Avg. Dist. to Rail [m]	2.6	0.8	0.8	1.0	1.1	1.9	2.5	2.1	1.1	1.1	1.9
Avg. Stride Freq. [Hz]	2.2	2.3	2.2	2.2	2.1	1.9	2.0	2.2	2.3	2.3	2.3
Avg. Stride Length [m]	6.3	7.7	7.4	7.3	7.4	8.3	8.5	7.6	7.5	7.4	7.0



- [] Ranking at each section and finish
- .-.- No data available at this section
- NA No data available



Horse/Jockey Name	Binding
Final Rank	7
Fastest Section Time (Section)	0:11.19 (2000m)
Top Speed [km/h] (Section)	64.9 (2000m)
Race State	Finished



Doomben QLD Professional
Race 2: GIRLS DAY OUT 1 MARCH BENCHMARK 80 Handicap - 2200m

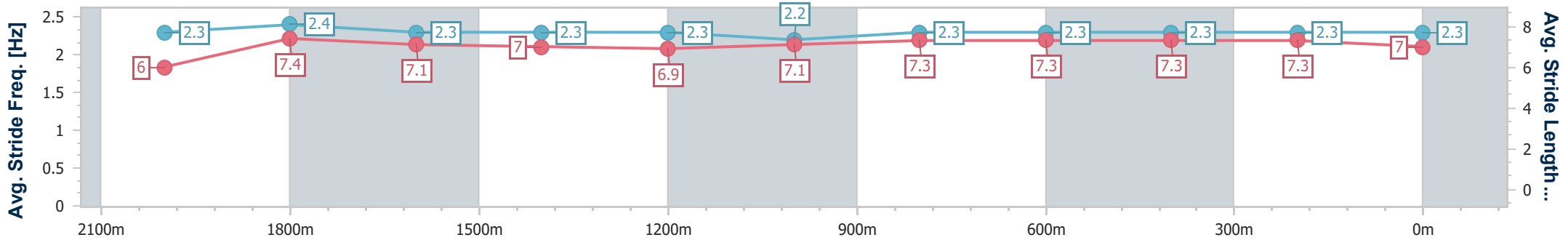
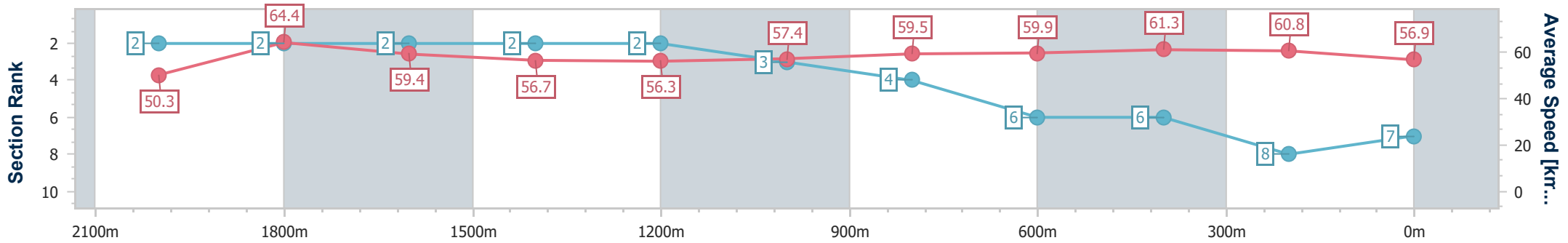


01 February 2025 - 12:48

BRISBANE RACING CLUB

Track Rating: Good 4, Weather: Fine, Rail Position: True

Section	Overall	2000m	1800m	1600m	1400m	1200m	1000m	800m	600m	400m	200m
Section Times	2:15.77 [7] (0:14.33)	2:01.44 [2] (0:11.19)	1:50.25 [2] (0:11.92)	1:38.33 [2] (0:12.59)	1:25.74 [2] (0:12.72)	1:13.02 [2] (0:12.55)	1:00.47 [3] (0:12.18)	0:48.29 [4] (0:12.11)	0:36.18 [6] (0:11.72)	0:24.46 [6] (0:11.82)	0:12.64 [8] (0:12.64)
Average Speed [km/h]	50.3	64.4	59.4	56.7	56.3	57.4	59.5	59.9	61.3	60.8	56.9
Top Speed [km/h]	63.6	64.9	63.6	57.3	58.2	60.0	60.0	60.7	62.0	62.3	59.0
Avg. Dist. to Rail [m]	1.4	2.4	2.7	2.2	0.7	1.5	1.7	1.6	0.4	0.8	0.7
Avg. Stride Freq. [Hz]	2.3	2.4	2.3	2.3	2.3	2.2	2.3	2.3	2.3	2.3	2.3
Avg. Stride Length [m]	6.0	7.4	7.1	7.0	6.9	7.1	7.3	7.3	7.3	7.3	7.0



- [] Ranking at each section and finish
- .-.- No data available at this section
- NA No data available



Horse/Jockey Name	Applications
Final Rank	8
Fastest Section Time (Section)	0:11.01 (2000m)
Top Speed [km/h] (Section)	66.2 (2000m)
Race State	Finished



Doomben QLD Professional
Race 2: GIRLS DAY OUT 1 MARCH BENCHMARK 80 Handicap - 2200m

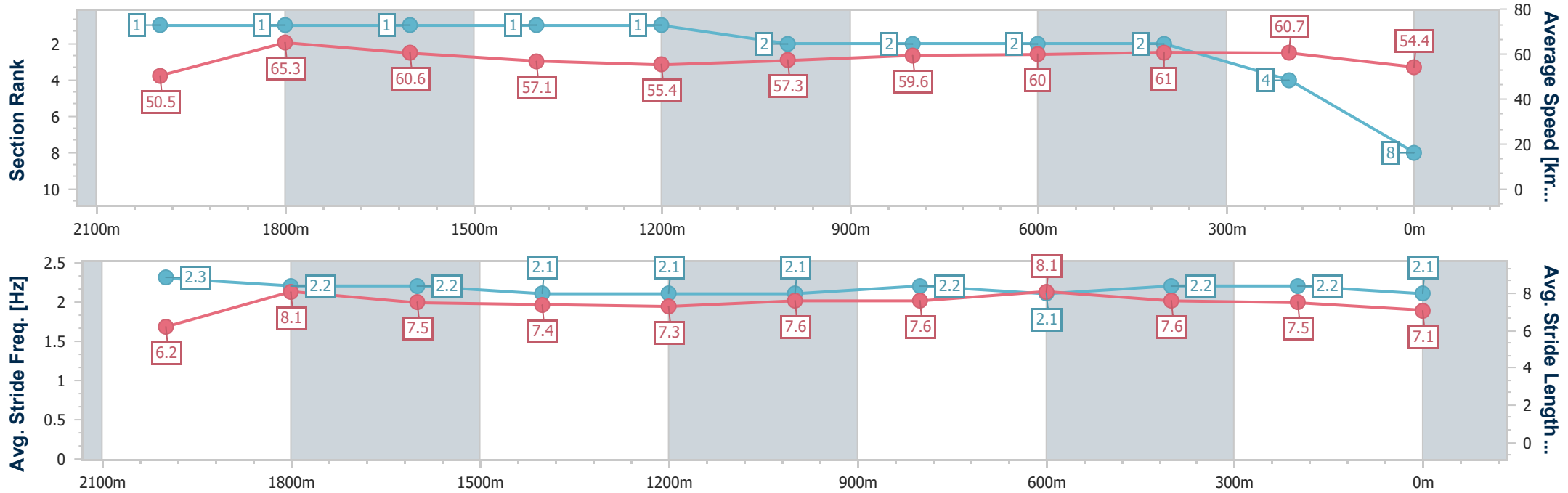


01 February 2025 - 12:48

BRISBANE RACING CLUB

Track Rating: Good 4, Weather: Fine, Rail Position: True

Section	Overall	2000m	1800m	1600m	1400m	1200m	1000m	800m	600m	400m	200m
Section Times	2:15.97 [8] (0:14.23)	2:01.74 [1] (0:11.01)	1:50.73 [1] (0:11.76)	1:38.97 [1] (0:12.49)	1:26.48 [1] (0:13.04)	1:13.44 [1] (0:12.59)	1:00.85 [2] (0:12.09)	0:48.76 [2] (0:11.99)	0:36.77 [2] (0:11.72)	0:25.05 [2] (0:11.84)	0:13.21 [4] (0:13.21)
Average Speed [km/h]	50.5	65.3	60.6	57.1	55.4	57.3	59.6	60.0	61.0	60.7	54.4
Top Speed [km/h]	65.4	66.2	64.6	58.4	56.4	59.2	60.4	61.3	61.8	61.8	58.9
Avg. Dist. to Rail [m]	5.3	3.2	2.3	1.3	0.6	1.4	0.5	0.3	0.7	1.3	1.1
Avg. Stride Freq. [Hz]	2.3	2.2	2.2	2.1	2.1	2.1	2.2	2.1	2.2	2.2	2.1
Avg. Stride Length [m]	6.2	8.1	7.5	7.4	7.3	7.6	7.6	8.1	7.6	7.5	7.1



- [] Ranking at each section and finish
- .-.- No data available at this section
- NA No data available



Horse/Jockey Name	Bilpa Morea
Final Rank	9
Fastest Section Time (Section)	0:11.14 (2000m)
Top Speed [km/h] (Section)	65.8 (2000m)
Race State	Finished



Doomben QLD Professional
Race 2: GIRLS DAY OUT 1 MARCH BENCHMARK 80 Handicap - 2200m

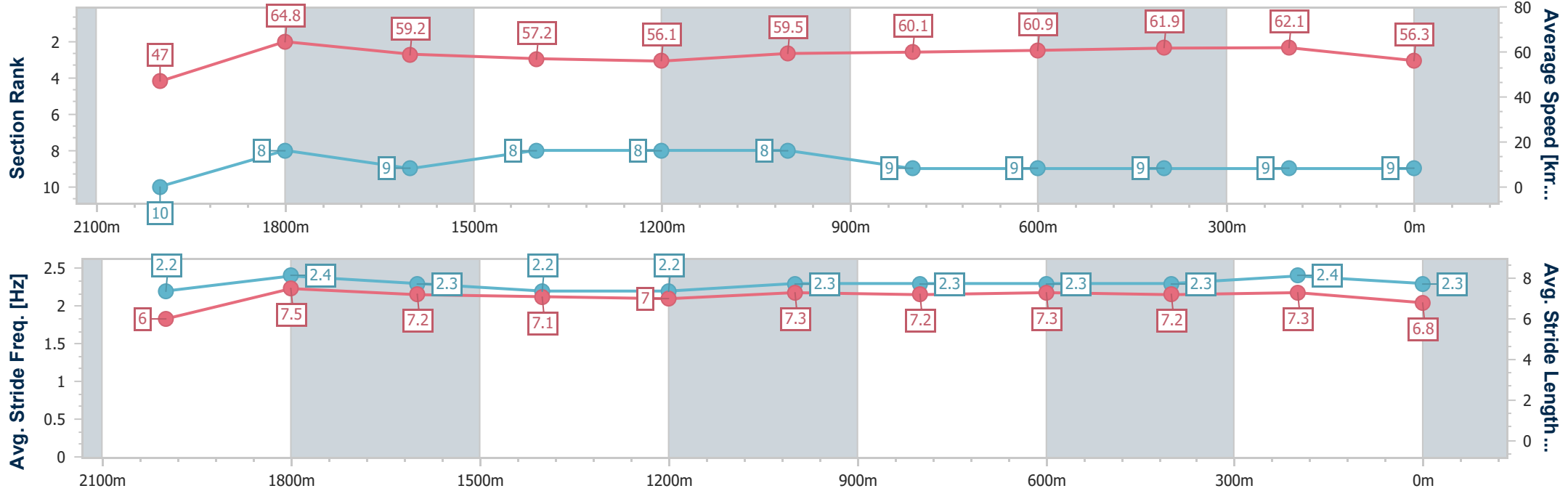


BRISBANE
RACING CLUB

01 February 2025 - 12:48

Track Rating: Good 4, Weather: Fine, Rail Position: True

Section	Overall	2000m	1800m	1600m	1400m	1200m	1000m	800m	600m	400m	200m
Section Times	2:16.14 [9] (0:15.33)	2:00.81 [10] (0:11.14)	1:49.67 [8] (0:11.94)	1:37.73 [9] (0:12.48)	1:25.25 [8] (0:12.85)	1:12.40 [8] (0:12.15)	1:00.25 [8] (0:12.02)	0:48.23 [9] (0:11.96)	0:36.27 [9] (0:11.87)	0:24.40 [9] (0:11.61)	0:12.79 [9] (0:12.79)
Average Speed [km/h]	47.0	64.8	59.2	57.2	56.1	59.5	60.1	60.9	61.9	62.1	56.3
Top Speed [km/h]	64.7	65.8	63.3	58.7	58.2	60.8	62.3	61.8	63.7	63.4	59.8
Avg. Dist. to Rail [m]	4.6	2.3	3.1	1.7	0.7	2.3	1.4	3.1	3.4	1.9	1.3
Avg. Stride Freq. [Hz]	2.2	2.4	2.3	2.2	2.2	2.3	2.3	2.3	2.3	2.4	2.3
Avg. Stride Length [m]	6.0	7.5	7.2	7.1	7.0	7.3	7.2	7.3	7.2	7.3	6.8



- [] Ranking at each section and finish
- .-.- No data available at this section
- NA No data available



Horse/Jockey Name	Termite
Final Rank	10
Fastest Section Time (Section)	0:11.16 (2000m)
Top Speed [km/h] (Section)	65.9 (2000m)
Race State	Finished



Doomben QLD Professional
Race 2: GIRLS DAY OUT 1 MARCH BENCHMARK 80 Handicap - 2200m

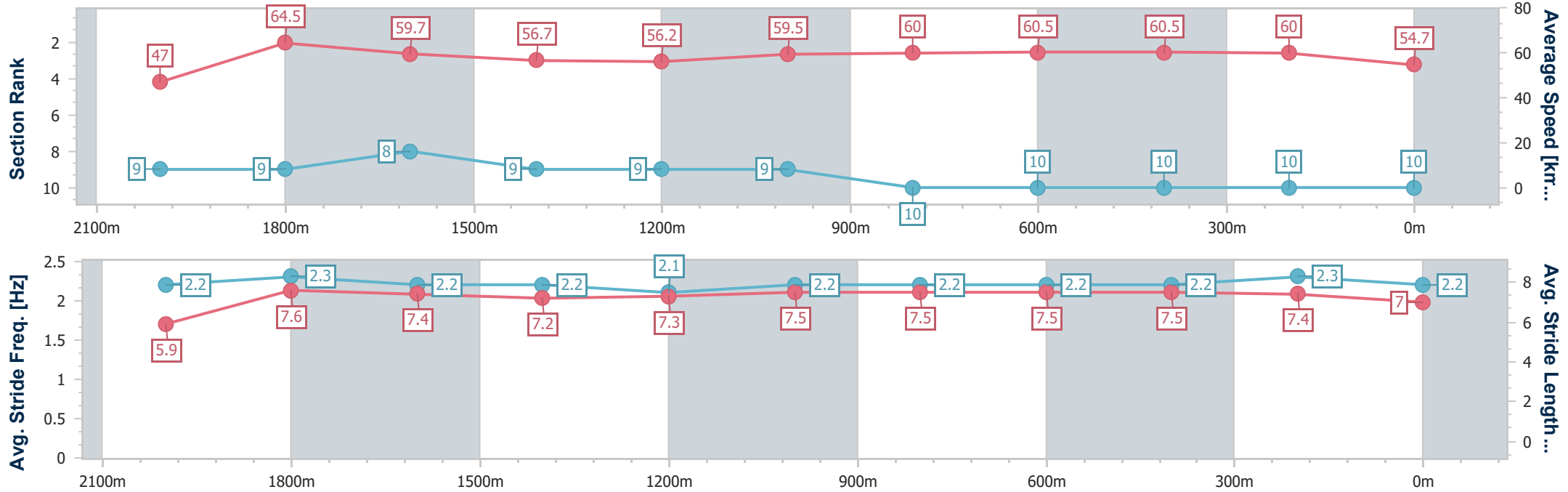


BRISBANE RACING CLUB

01 February 2025 - 12:48

Track Rating: Good 4, Weather: Fine, Rail Position: True

Section	Overall	2000m	1800m	1600m	1400m	1200m	1000m	800m	600m	400m	200m
Section Times	2:17.06 [10] (0:15.31)	2:01.75 [9] (0:11.16)	1:50.59 [9] (0:11.90)	1:38.69 [8] (0:12.60)	1:26.09 [9] (0:12.85)	1:13.24 [9] (0:12.10)	1:01.14 [9] (0:12.04)	0:49.10 [10] (0:12.04)	0:37.06 [10] (0:11.91)	0:25.15 [10] (0:12.00)	0:13.15 [10] (0:13.15)
Average Speed [km/h]	47.0	64.5	59.7	56.7	56.2	59.5	60.0	60.5	60.5	60.0	54.7
Top Speed [km/h]	65.6	65.9	63.3	58.4	58.2	60.3	60.9	61.1	61.2	60.9	58.5
Avg. Dist. to Rail [m]	4.3	2.3	2.9	1.6	0.5	1.7	1.5	1.8	0.8	0.6	0.8
Avg. Stride Freq. [Hz]	2.2	2.3	2.2	2.2	2.1	2.2	2.2	2.2	2.2	2.3	2.2
Avg. Stride Length [m]	5.9	7.6	7.4	7.2	7.3	7.5	7.5	7.5	7.5	7.4	7.0



- [] Ranking at each section and finish
- .-.- No data available at this section
- NA No data available



Doomben QLD Professional

Race 3: BECOME A BRC MEMBER BENCHMARK 68 Handicap - 1600m

01 February 2025 - 13:23



BRISBANE
RACING CLUB

Track Rating: Good 4, Weather: Fine, Rail Position: True

Section														
Field Times	Overall	1400m	1200m	1000m	800m	600m	400m	Last 600m						
	1:36.40 (0:14.25)	1:22.15 (0:11.80)	1:10.35 (0:11.74)	0:58.61 (0:11.99)	0:46.62 (0:11.92)	0:34.70 (0:11.66)	0:23.04 (0:11.52)	0:34.70						
Rank	TAB	Horse/Jockey	Barrier	Top Speed [km/h]	Fastest Section									Distance Travelled [m]
1	11	SMART ACTION Tahlia Fenlon	2	65.7 400m	0:11.29 400m	1:36.40 [1] (0:14.42)	1:21.98 [3] (0:11.86)	1:10.12 [4] (0:11.82)	0:58.30 [4] (0:11.96)	0:46.34 [4] (0:11.91)	0:34.43 [4] (0:11.62)	0:22.81 [4] (0:11.29)	0:34.43	
2	4	THESECONDATPORTSEA Emily Lang	10	65.4 400m	0:11.21 400m	1:36.73 [2] (0:15.16)	1:21.57 [11] (0:12.17)	1:09.40 [10] (0:11.94)	0:57.46 [11] (0:11.66)	0:45.80 [11] (0:11.64)	0:34.16 [10] (0:11.47)	0:22.69 [10] (0:11.21)	0:34.16	+8
3	7	COMMANDMENT Angela Jones	5	63.0 600m	0:11.55 400m	1:36.73 [3] (0:14.27)	1:22.46 [2] (0:11.86)	1:10.60 [2] (0:11.78)	0:58.82 [2] (0:11.95)	0:46.87 [2] (0:11.91)	0:34.96 [2] (0:11.64)	0:23.32 [2] (0:11.55)	0:34.96	+6
4	3	OUTBURST Martin Harley	4	64.1 400m	0:11.38 400m	1:36.73 [4] (0:14.77)	1:21.96 [6] (0:12.03)	1:09.93 [6] (0:11.69)	0:58.24 [6] (0:11.79)	0:46.45 [6] (0:11.89)	0:34.56 [6] (0:11.55)	0:23.01 [6] (0:11.38)	0:34.56	+8
5	5	TAMBOURINE MAN Samantha Collett	7	63.5 400m	0:11.44 400m	1:36.74 [5] (0:14.52)	1:22.22 [4] (0:11.85)	1:10.37 [5] (0:11.77)	0:58.60 [5] (0:11.97)	0:46.63 [5] (0:11.92)	0:34.71 [5] (0:11.57)	0:23.14 [5] (0:11.44)	0:34.71	+4
6	6	CHINCHILLA AHEAD James Orman	11	65.7 Overall	0:11.34 400m	1:36.81 [6] (0:15.14)	1:21.67 [10] (0:12.19)	1:09.48 [10] (0:11.90)	0:57.58 [10] (0:11.47)	0:46.11 [9] (0:11.64)	0:34.47 [9] (0:11.48)	0:22.99 [7] (0:11.34)	0:34.47	+8
7	9	HAYSIRI Justin Huxtable	9	65.7 200m	0:11.23 200m	1:36.81 [7] (0:15.08)	1:21.73 [9] (0:12.02)	1:09.71 [9] (0:11.92)	0:57.79 [9] (0:11.72)	0:46.07 [10] (0:11.95)	0:34.12 [11] (0:11.62)	0:22.50 [11] (0:11.27)	0:34.12	+1
8	8	THREE GRACES Cejay Graham	6	63.7 400m	0:11.44 400m	1:37.01 [8] (0:14.89)	1:22.12 [7] (0:12.08)	1:10.04 [8] (0:11.78)	0:58.26 [8] (0:11.70)	0:46.56 [8] (0:11.82)	0:34.74 [8] (0:11.59)	0:23.15 [9] (0:11.44)	0:34.74	+4
9	1	COUP DE TONNERRE Cody Collis	3	63.0 400m	0:11.48 400m	1:37.25 [9] (0:14.98)	1:22.27 [8] (0:11.84)	1:10.43 [7] (0:11.81)	0:58.62 [7] (0:11.70)	0:46.92 [7] (0:11.90)	0:35.02 [7] (0:11.61)	0:23.41 [8] (0:11.48)	0:35.02	-2
10	10	MYCHYNA Georgina Cartwright	1	62.5 1200m	0:11.66 600m	1:37.80 [10] (0:14.25)	1:23.55 [1] (0:11.80)	1:11.75 [1] (0:11.74)	1:00.01 [1] (0:11.99)	0:48.02 [1] (0:11.92)	0:36.10 [1] (0:11.66)	0:24.44 [1] (0:11.81)	0:36.10	-2

Scratched: Who Ordered Dafish (#12)

[] Ranking at each section and finish
 -:-:- No data available at this section
 NA No data available

SCN Saddle cloth number
 DNF Did not finish
 DNT Did not track



Doomben QLD Professional

Race 3: BECOME A BRC MEMBER BENCHMARK 68 Handicap - 1600m

01 February 2025 - 13:23



BRISBANE
RACING CLUB

Track Rating: Good 4, Weather: Fine, Rail Position: True

Section	Overall	1400m	1200m	1000m	800m	600m	400m	Last 600m
Field Times	1:36.40 (0:14.25)	1:22.15 (0:11.80)	1:10.35 (0:11.74)	0:58.61 (0:11.99)	0:46.62 (0:11.92)	0:34.70 (0:11.66)	0:23.04 (0:11.52)	0:34.70

Rank	TAB	Horse/Jockey	Barrier	Top Speed [km/h]	Fastest Section	Overall	1400m	1200m	1000m	800m	600m	400m	Last 600m	Distance Travelled [m]
11	2	ORIGINAL GLAZE	8	63.8	0:11.67	1:37.90 [11]	1:23.37 [5]	1:11.64 [3]	0:59.86 [3]	0:47.92 [3]	0:36.05 [3]	0:24.38 [3]	0:36.05	+10
		Jasper Franklin		1400m	600m	(0:14.53)	(0:11.73)	(0:11.78)	(0:11.94)	(0:11.87)	(0:11.67)	(0:11.71)		

Scratched: Who Ordered Dafish (#12)

[] Ranking at each section and finish
 -:-:- No data available at this section
 NA No data available

SCN Saddle cloth number
 DNF Did not finish
 DNT Did not track



Doomben QLD Professional

Race 3: BECOME A BRC MEMBER BENCHMARK 68 Handicap - 1600m

01 February 2025 - 13:23



BRISBANE
RACING CLUB

Track Rating: Good 4, Weather: Fine, Rail Position: True

Section				200m				Last 600m	
Field Times				0:11.52 (0:11.52)				0:34.70	
Rank	TAB	Horse/Jockey	Barrier	Top Speed [km/h]	Fastest Section	Margin			Distance Travelled [m]
1	11	SMART ACTION Tahlia Fenlon	2	65.7 400m	0:11.29 400m	0:11.52 [1] (0:11.52)	1:36.40		0:34.43
2	4	THESECONDATPORTSEA Emily Lang	10	65.4 400m	0:11.21 400m	0:11.48 [8] (0:11.48)	1.96L		0:34.16 +8
3	7	COMMANDMENT Angela Jones	5	63.0 600m	0:11.55 400m	0:11.77 [2] (0:11.77)	1.97L		0:34.96 +6
4	3	OUTBURST Martin Harley	4	64.1 400m	0:11.38 400m	0:11.63 [4] (0:11.63)	1.98L		0:34.56 +8
5	5	TAMBOURINE MAN Samantha Collett	7	63.5 400m	0:11.44 400m	0:11.70 [3] (0:11.70)	2.02L		0:34.71 +4
6	6	CHINCHILLA AHEAD James Orman	11	65.7 Overall	0:11.34 400m	0:11.65 [5] (0:11.65)	2.43L		0:34.47 +8
7	9	HAYSIRI Justin Huxtable	9	65.7 200m	0:11.23 200m	0:11.23 [11] (0:11.23)	2.45L		0:34.12 +1
8	8	THREE GRACES Cejay Graham	6	63.7 400m	0:11.44 400m	0:11.71 [9] (0:11.71)	3.6L		0:34.74 +4
9	1	COUP DE TONNERRE Cody Collis	3	63.0 400m	0:11.48 400m	0:11.93 [10] (0:11.93)	5.04L		0:35.02 -2
10	10	MYCHYNA Georgina Cartwright	1	62.5 1200m	0:11.66 600m	0:12.63 [6] (0:12.63)	8.24L		0:36.10 -2

Scratched: Who Ordered Dafish (#12)

Report Created: Sat 1 February 2025 13:50 GMT+1 (Note: Timing is based on position data)

Page 3/15

[] Ranking at each section and finish
 :---: No data available at this section
 NA No data available

SCN Saddle cloth number
 DNF Did not finish
 DNT Did not track

data processed by  **TRIPLES DATA**



Doomben QLD Professional

Race 3: BECOME A BRC MEMBER BENCHMARK 68 Handicap - 1600m

01 February 2025 - 13:23



BRISBANE
RACING CLUB

Track Rating: Good 4, Weather: Fine, Rail Position: True

Section				200m				Last 600m	
Field Times				0:11.52 (0:11.52)				0:34.70	
Rank	TAB	Horse/Jockey	Barrier	Top Speed [km/h]	Fastest Section	Margin		Distance Travelled [m]	
11	2	ORIGINAL GLAZE	8	63.8	0:11.67	0:12.67 [7]	8.84L	0:36.05	+10
		Jasper Franklin		1400m	600m	(0:12.67)			

Scratched: Who Ordered Dafish (#12)

[] Ranking at each section and finish
 -:-:- No data available at this section
 NA No data available

SCN Saddle cloth number
 DNF Did not finish
 DNT Did not track



Horse/Jockey Name	Smart Action
Final Rank	1
Fastest Section Time (Section)	0:11.29 (400m)
Top Speed [km/h] (Section)	65.7 (400m)
Race State	Finished



Doomben QLD Professional
Race 3: BECOME A BRC MEMBER BENCHMARK 68 Handicap - 1600m

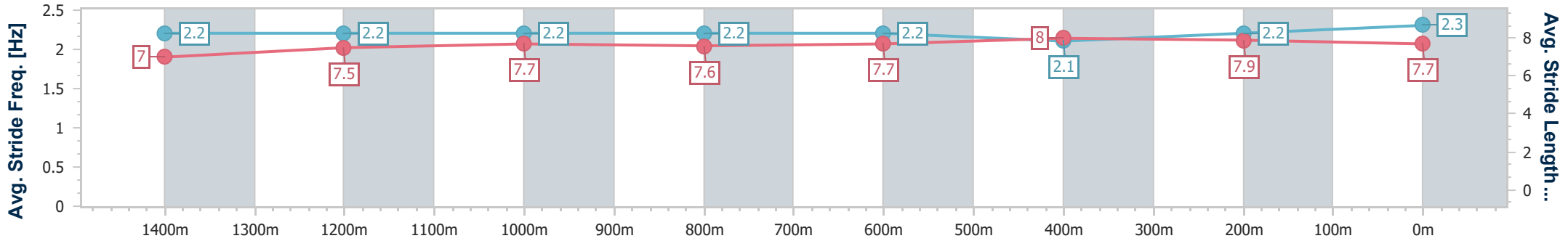
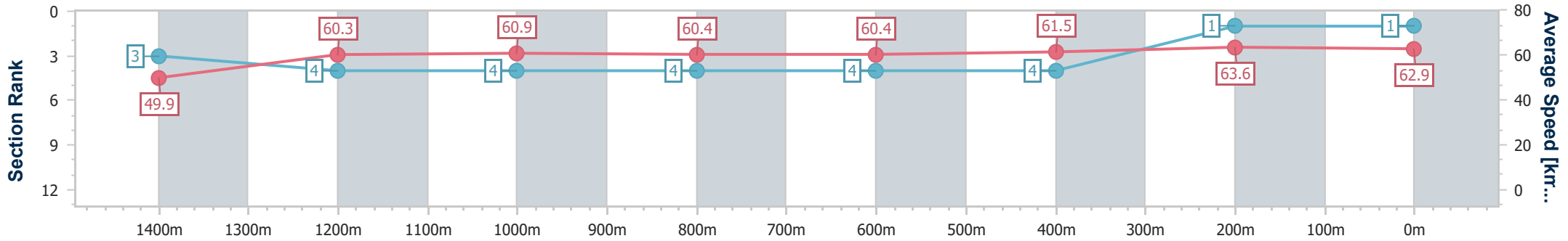


BRISBANE RACING CLUB

01 February 2025 - 13:23

Track Rating: Good 4, Weather: Fine, Rail Position: True

Section	Overall	1400m	1200m	1000m	800m	600m	400m	200m
Section Times	1:36.40 [1] (0:14.42)	1:21.98 [3] (0:11.86)	1:10.12 [4] (0:11.82)	0:58.30 [4] (0:11.96)	0:46.34 [4] (0:11.91)	0:34.43 [4] (0:11.62)	0:22.81 [4] (0:11.29)	0:11.52 [1] (0:11.52)
Average Speed [km/h]	49.9	60.3	60.9	60.4	60.4	61.5	63.6	62.9
Top Speed [km/h]	61.1	62.3	62.1	61.0	61.3	62.5	65.7	65.1
Avg. Dist. to Rail [m]	1.9	0.6	0.3	0.4	0.1	0.9	0.7	0.2
Avg. Stride Freq. [Hz]	2.2	2.2	2.2	2.2	2.2	2.1	2.2	2.3
Avg. Stride Length [m]	7.0	7.5	7.7	7.6	7.7	8.0	7.9	7.7



- [] Ranking at each section and finish
- .-.- No data available at this section
- NA No data available



Horse/Jockey Name	Thesecondatportsea
Final Rank	2
Fastest Section Time (Section)	0:11.21 (400m)
Top Speed [km/h] (Section)	65.4 (400m)
Race State	Finished



Doomben QLD Professional
Race 3: BECOME A BRC MEMBER BENCHMARK 68 Handicap - 1600m

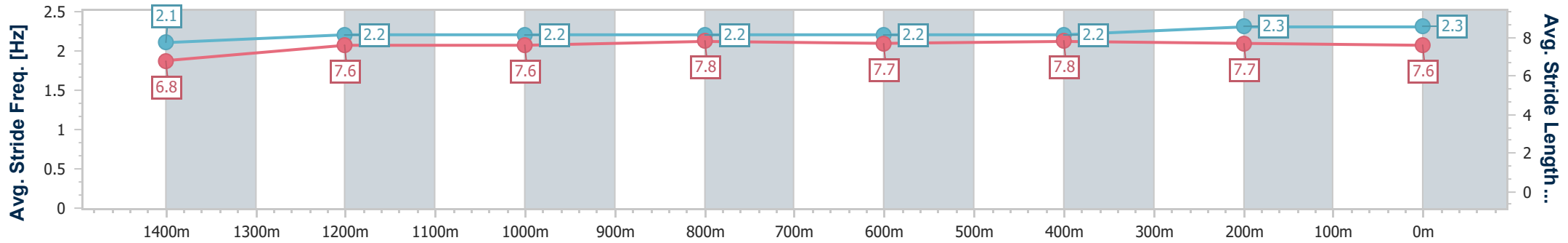
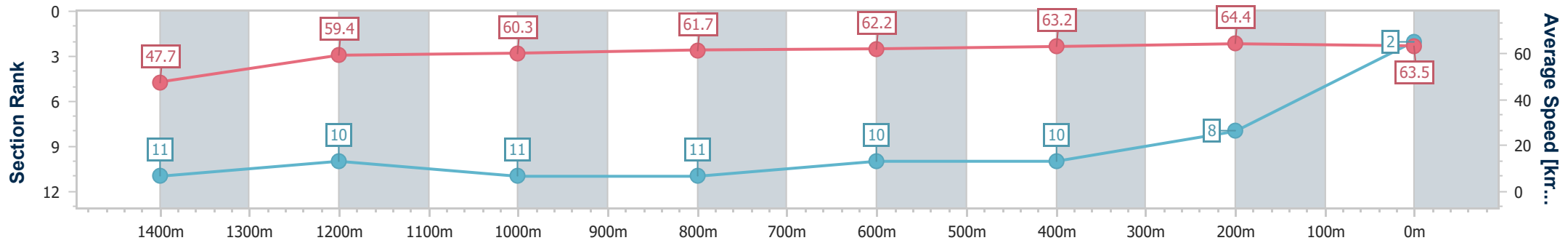


01 February 2025 - 13:23

BRISBANE RACING CLUB

Track Rating: Good 4, Weather: Fine, Rail Position: True

Section	Overall	1400m	1200m	1000m	800m	600m	400m	200m
Section Times	1:36.73 [2] (0:15.16)	1:21.57 [11] (0:12.17)	1:09.40 [10] (0:11.94)	0:57.46 [11] (0:11.66)	0:45.80 [11] (0:11.64)	0:34.16 [10] (0:11.47)	0:22.69 [10] (0:11.21)	0:11.48 [8] (0:11.48)
Average Speed [km/h]	47.7	59.4	60.3	61.7	62.2	63.2	64.4	63.5
Top Speed [km/h]	59.6	61.5	62.7	63.2	63.6	63.6	65.4	64.5
Avg. Dist. to Rail [m]	6.6	0.4	1.2	1.5	1.0	1.2	3.4	7.0
Avg. Stride Freq. [Hz]	2.1	2.2	2.2	2.2	2.2	2.2	2.3	2.3
Avg. Stride Length [m]	6.8	7.6	7.6	7.8	7.7	7.8	7.7	7.6



- [] Ranking at each section and finish
- .-.- No data available at this section
- NA No data available



Horse/Jockey Name	Commandment
Final Rank	3
Fastest Section Time (Section)	0:11.55 (400m)
Top Speed [km/h] (Section)	63.0 (600m)
Race State	Finished



Doomben QLD Professional
Race 3: BECOME A BRC MEMBER BENCHMARK 68 Handicap - 1600m

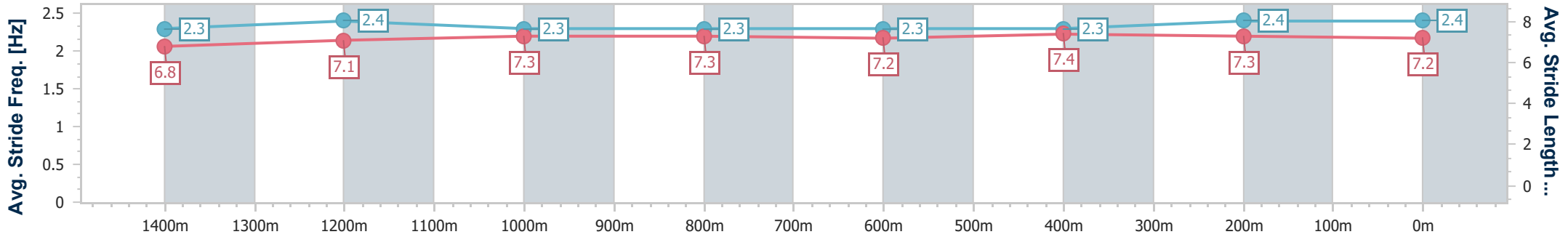
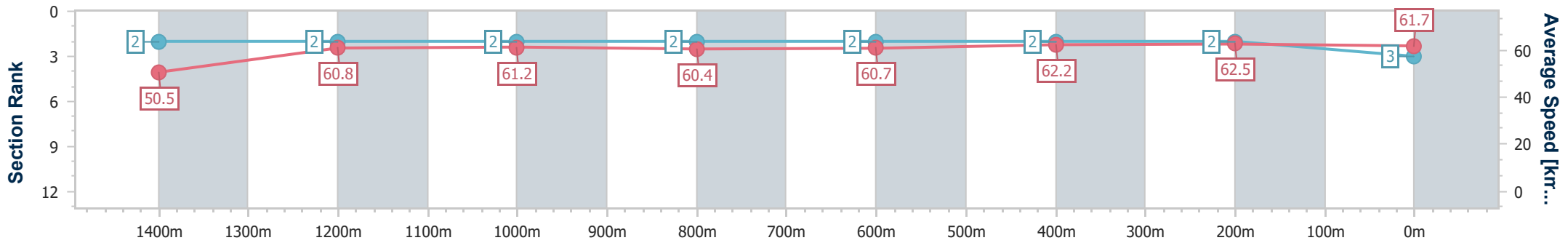


BRISBANE RACING CLUB

01 February 2025 - 13:23

Track Rating: Good 4, Weather: Fine, Rail Position: True

Section	Overall	1400m	1200m	1000m	800m	600m	400m	200m
Section Times	1:36.73 [3] (0:14.27)	1:22.46 [2] (0:11.86)	1:10.60 [2] (0:11.78)	0:58.82 [2] (0:11.95)	0:46.87 [2] (0:11.91)	0:34.96 [2] (0:11.64)	0:23.32 [2] (0:11.55)	0:11.77 [2] (0:11.77)
Average Speed [km/h]	50.5	60.8	61.2	60.4	60.7	62.2	62.5	61.7
Top Speed [km/h]	62.9	62.8	62.2	61.4	62.1	63.0	62.8	63.0
Avg. Dist. to Rail [m]	4.4	0.3	1.2	1.4	0.9	0.9	1.2	2.7
Avg. Stride Freq. [Hz]	2.3	2.4	2.3	2.3	2.3	2.3	2.4	2.4
Avg. Stride Length [m]	6.8	7.1	7.3	7.3	7.2	7.4	7.3	7.2



- [] Ranking at each section and finish
- .-.- No data available at this section
- NA No data available



Horse/Jockey Name	Outburst
Final Rank	4
Fastest Section Time (Section)	0:11.38 (400m)
Top Speed [km/h] (Section)	64.1 (400m)
Race State	Finished



Doomben QLD Professional
Race 3: BECOME A BRC MEMBER BENCHMARK 68 Handicap - 1600m

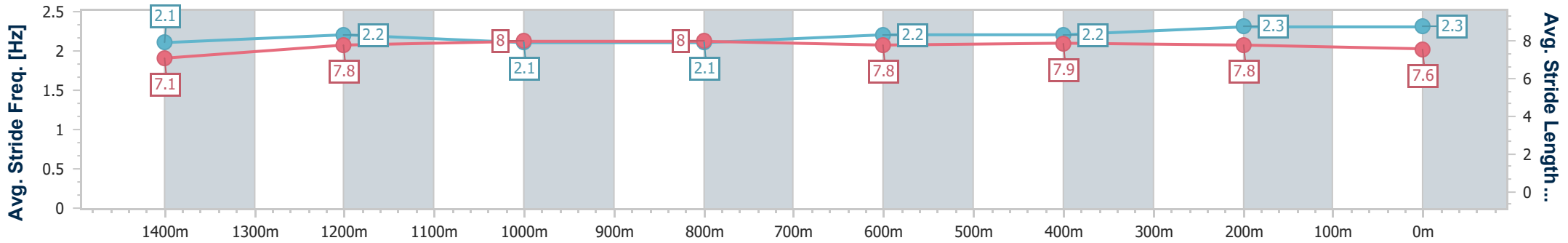
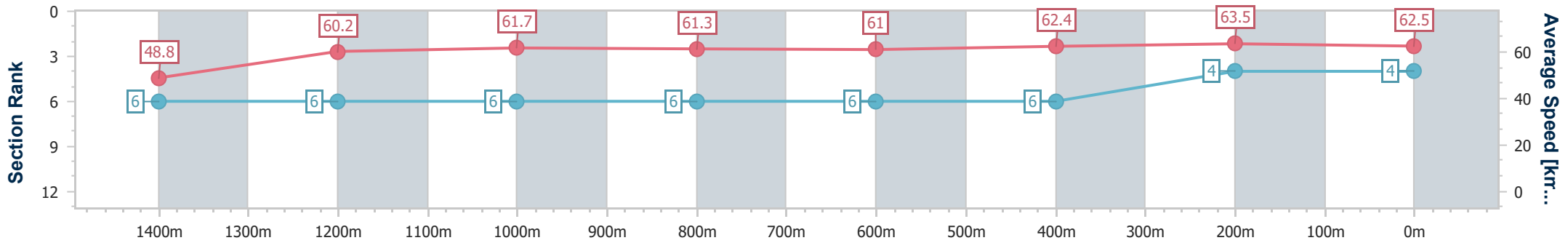


01 February 2025 - 13:23

BRISBANE RACING CLUB

Track Rating: Good 4, Weather: Fine, Rail Position: True

Section	Overall	1400m	1200m	1000m	800m	600m	400m	200m
Section Times	1:36.73 [4] (0:14.77)	1:21.96 [6] (0:12.03)	1:09.93 [6] (0:11.69)	0:58.24 [6] (0:11.79)	0:46.45 [6] (0:11.89)	0:34.56 [6] (0:11.55)	0:23.01 [6] (0:11.38)	0:11.63 [4] (0:11.63)
Average Speed [km/h]	48.8	60.2	61.7	61.3	61.0	62.4	63.5	62.5
Top Speed [km/h]	61.2	61.1	63.5	61.9	61.5	63.6	64.1	63.2
Avg. Dist. to Rail [m]	4.2	0.9	1.9	2.2	1.2	0.6	2.1	4.3
Avg. Stride Freq. [Hz]	2.1	2.2	2.1	2.1	2.2	2.2	2.3	2.3
Avg. Stride Length [m]	7.1	7.8	8.0	8.0	7.8	7.9	7.8	7.6



- [] Ranking at each section and finish
- .-.- No data available at this section
- NA No data available



Horse/Jockey Name	Tambourine Man
Final Rank	5
Fastest Section Time (Section)	0:11.44 (400m)
Top Speed [km/h] (Section)	63.5 (400m)
Race State	Finished



Doomben QLD Professional
Race 3: BECOME A BRC MEMBER BENCHMARK 68 Handicap - 1600m

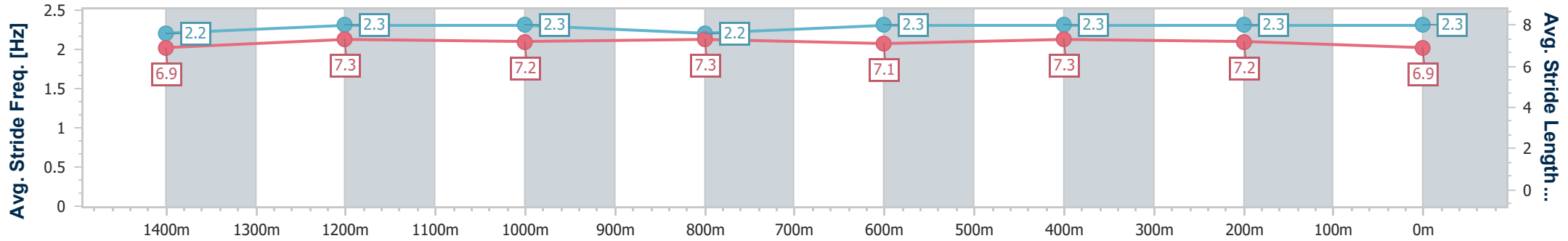
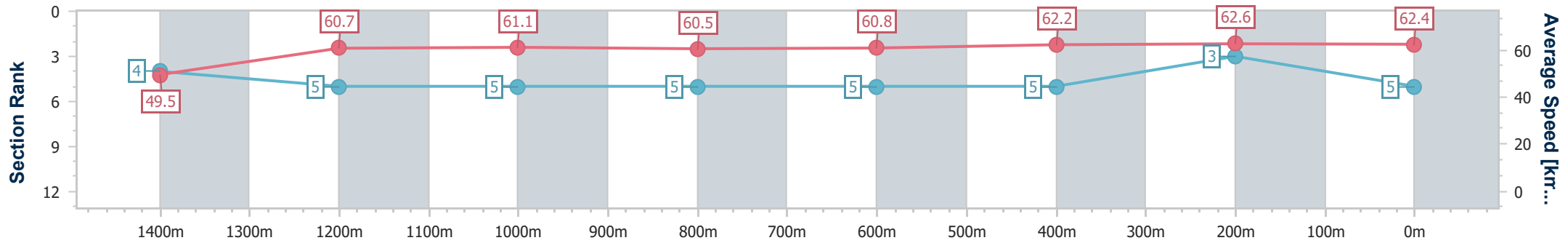


01 February 2025 - 13:23

BRISBANE RACING CLUB

Track Rating: Good 4, Weather: Fine, Rail Position: True

Section	Overall	1400m	1200m	1000m	800m	600m	400m	200m
Section Times	1:36.74 [5] (0:14.52)	1:22.22 [4] (0:11.85)	1:10.37 [5] (0:11.77)	0:58.60 [5] (0:11.97)	0:46.63 [5] (0:11.92)	0:34.71 [5] (0:11.57)	0:23.14 [5] (0:11.44)	0:11.70 [3] (0:11.70)
Average Speed [km/h]	49.5	60.7	61.1	60.5	60.8	62.2	62.6	62.4
Top Speed [km/h]	63.1	61.9	62.8	61.0	61.5	62.5	63.5	63.0
Avg. Dist. to Rail [m]	5.5	0.7	0.2	0.9	1.1	0.3	0.6	1.6
Avg. Stride Freq. [Hz]	2.2	2.3	2.3	2.2	2.3	2.3	2.3	2.3
Avg. Stride Length [m]	6.9	7.3	7.2	7.3	7.1	7.3	7.2	6.9



- [] Ranking at each section and finish
- .-.- No data available at this section
- NA No data available



Horse/Jockey Name	Chinchilla Ahead
Final Rank	6
Fastest Section Time (Section)	0:11.34 (400m)
Top Speed [km/h] (Section)	65.7 (Overall)
Race State	Finished



Doomben QLD Professional
Race 3: BECOME A BRC MEMBER BENCHMARK 68 Handicap - 1600m

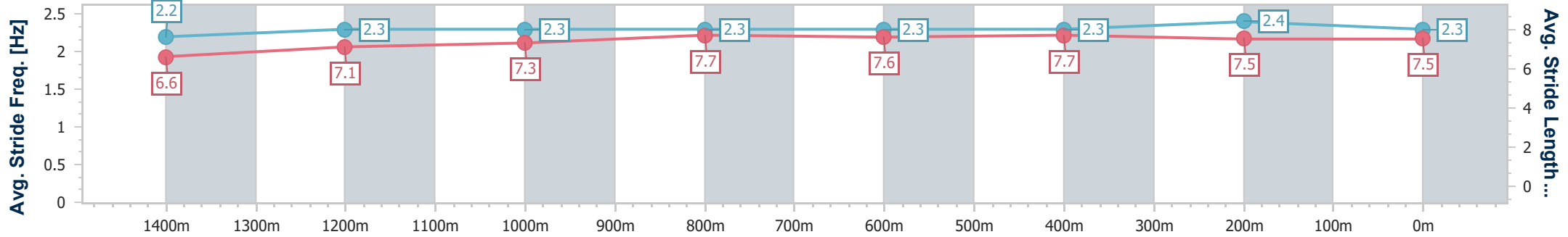
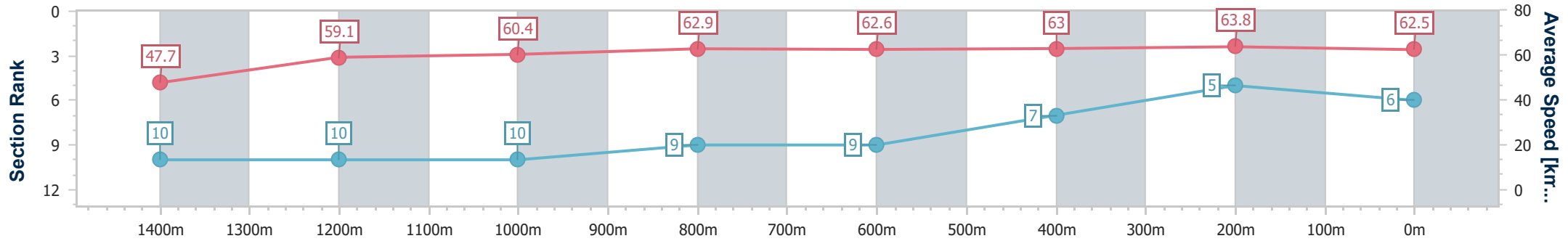


01 February 2025 - 13:23

BRISBANE RACING CLUB

Track Rating: Good 4, Weather: Fine, Rail Position: True

Section	Overall	1400m	1200m	1000m	800m	600m	400m	200m
Section Times	1:36.81 [6] (0:15.14)	1:21.67 [10] (0:12.19)	1:09.48 [10] (0:11.90)	0:57.58 [10] (0:11.47)	0:46.11 [9] (0:11.64)	0:34.47 [9] (0:11.48)	0:22.99 [7] (0:11.34)	0:11.65 [5] (0:11.65)
Average Speed [km/h]	47.7	59.1	60.4	62.9	62.6	63.0	63.8	62.5
Top Speed [km/h]	65.7	60.4	62.4	64.6	64.4	64.0	64.9	64.3
Avg. Dist. to Rail [m]	7.0	0.4	0.6	1.5	2.0	1.0	2.9	4.8
Avg. Stride Freq. [Hz]	2.2	2.3	2.3	2.3	2.3	2.3	2.4	2.3
Avg. Stride Length [m]	6.6	7.1	7.3	7.7	7.6	7.7	7.5	7.5



- [] Ranking at each section and finish
- .-.- No data available at this section
- NA No data available



Horse/Jockey Name	Haysiri
Final Rank	7
Fastest Section Time (Section)	0:11.23 (200m)
Top Speed [km/h] (Section)	65.7 (200m)
Race State	Finished



Doomben QLD Professional
Race 3: BECOME A BRC MEMBER BENCHMARK 68 Handicap - 1600m

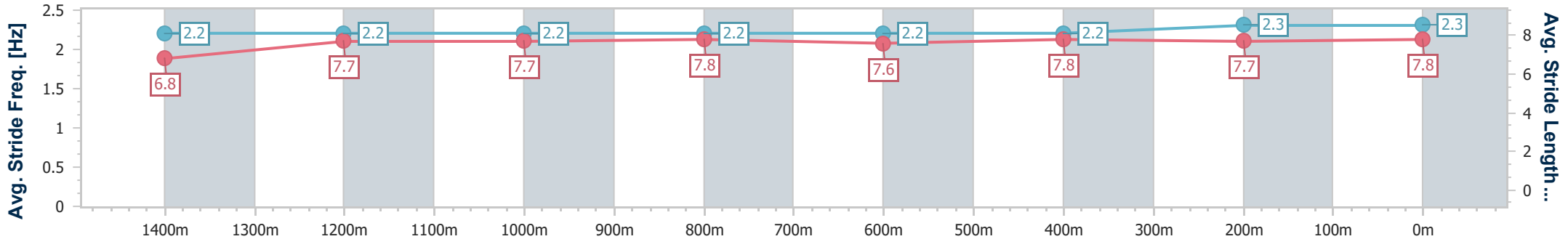
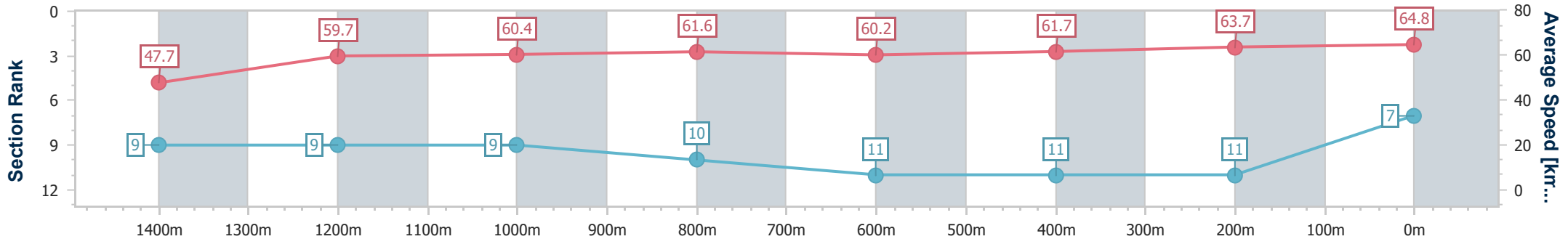


01 February 2025 - 13:23

BRISBANE RACING CLUB

Track Rating: Good 4, Weather: Fine, Rail Position: True

Section	Overall	1400m	1200m	1000m	800m	600m	400m	200m
Section Times	1:36.81 [7] (0:15.08)	1:21.73 [9] (0:12.02)	1:09.71 [9] (0:11.92)	0:57.79 [9] (0:11.72)	0:46.07 [10] (0:11.95)	0:34.12 [11] (0:11.62)	0:22.50 [11] (0:11.27)	0:11.23 [11] (0:11.23)
Average Speed [km/h]	47.7	59.7	60.4	61.6	60.2	61.7	63.7	64.8
Top Speed [km/h]	62.8	60.9	62.4	63.0	61.2	62.8	65.3	65.7
Avg. Dist. to Rail [m]	3.8	0.6	0.7	0.6	0.2	0.8	1.6	1.3
Avg. Stride Freq. [Hz]	2.2	2.2	2.2	2.2	2.2	2.2	2.3	2.3
Avg. Stride Length [m]	6.8	7.7	7.7	7.8	7.6	7.8	7.7	7.8



- [] Ranking at each section and finish
- .-.- No data available at this section
- NA No data available



Horse/Jockey Name	Three Graces
Final Rank	8
Fastest Section Time (Section)	0:11.44 (400m)
Top Speed [km/h] (Section)	63.7 (400m)
Race State	Finished



Doomben QLD Professional
Race 3: BECOME A BRC MEMBER BENCHMARK 68 Handicap - 1600m

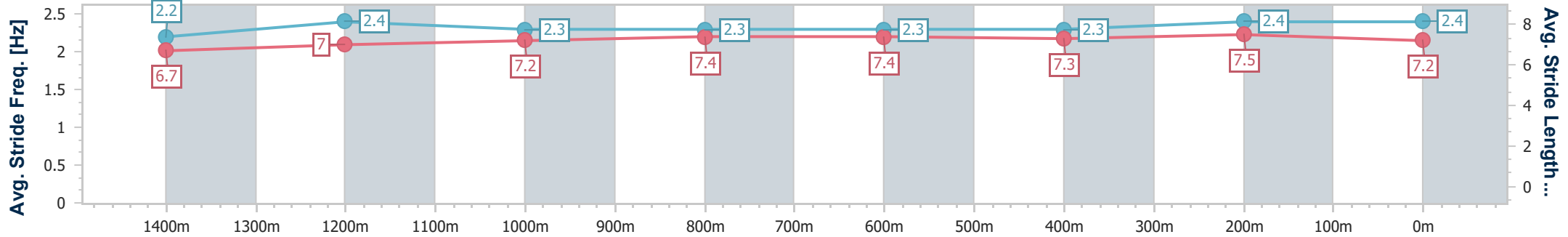
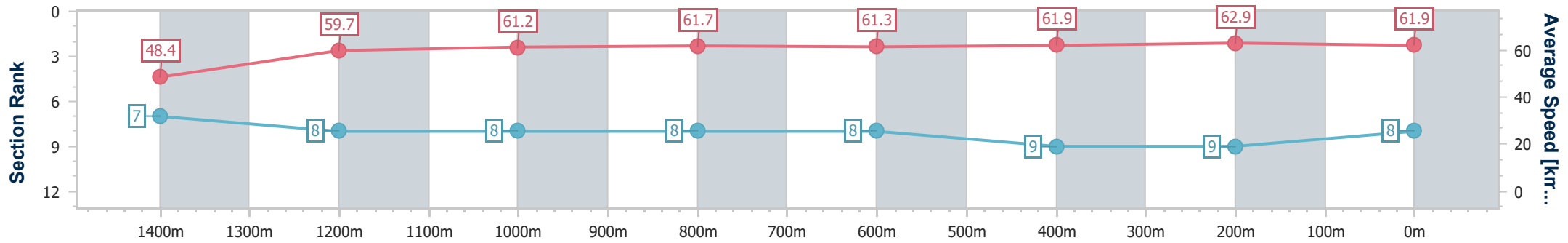


01 February 2025 - 13:23

BRISBANE RACING CLUB

Track Rating: Good 4, Weather: Fine, Rail Position: True

Section	Overall	1400m	1200m	1000m	800m	600m	400m	200m
Section Times	1:37.01 [8] (0:14.89)	1:22.12 [7] (0:12.08)	1:10.04 [8] (0:11.78)	0:58.26 [8] (0:11.70)	0:46.56 [8] (0:11.82)	0:34.74 [8] (0:11.59)	0:23.15 [9] (0:11.44)	0:11.71 [9] (0:11.71)
Average Speed [km/h]	48.4	59.7	61.2	61.7	61.3	61.9	62.9	61.9
Top Speed [km/h]	60.8	61.9	62.9	62.9	61.8	62.7	63.7	63.0
Avg. Dist. to Rail [m]	4.6	0.3	1.6	1.6	1.0	0.3	1.7	4.3
Avg. Stride Freq. [Hz]	2.2	2.4	2.3	2.3	2.3	2.3	2.4	2.4
Avg. Stride Length [m]	6.7	7.0	7.2	7.4	7.4	7.3	7.5	7.2



- [] Ranking at each section and finish
- .-.- No data available at this section
- NA No data available



Horse/Jockey Name	Coup De Tonnerre
Final Rank	9
Fastest Section Time (Section)	0:11.48 (400m)
Top Speed [km/h] (Section)	63.0 (400m)
Race State	Finished



Doomben QLD Professional
Race 3: BECOME A BRC MEMBER BENCHMARK 68 Handicap - 1600m

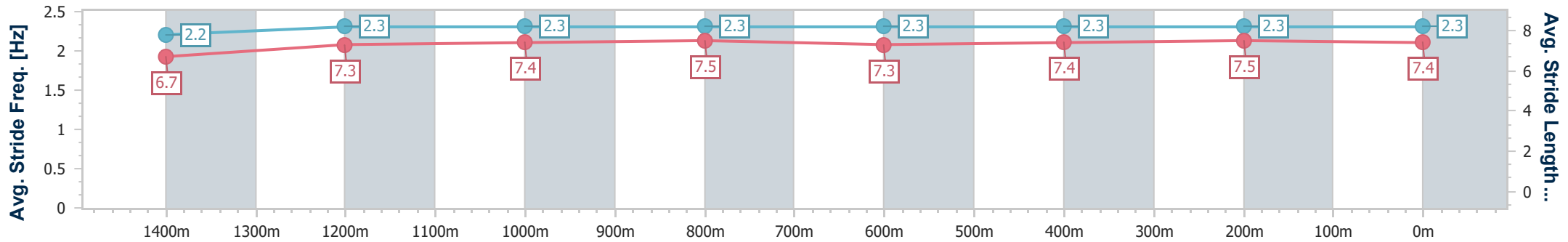
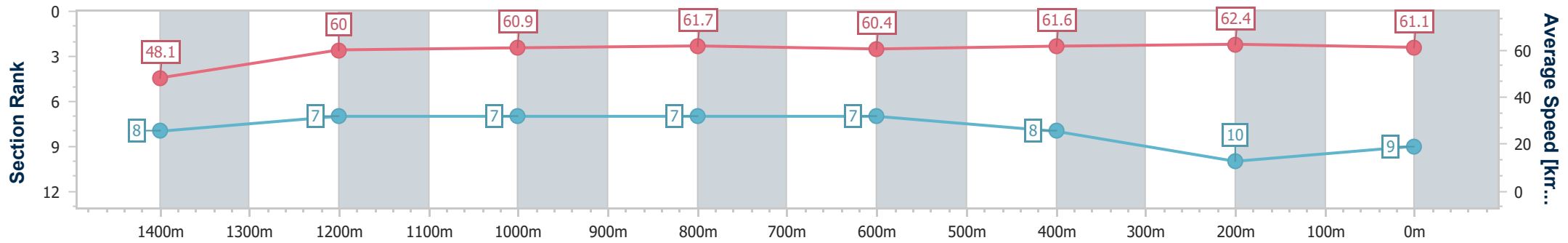


BRISBANE
 RACING CLUB

01 February 2025 - 13:23

Track Rating: Good 4, Weather: Fine, Rail Position: True

Section	Overall	1400m	1200m	1000m	800m	600m	400m	200m
Section Times	1:37.25 [9] (0:14.98)	1:22.27 [8] (0:11.84)	1:10.43 [7] (0:11.81)	0:58.62 [7] (0:11.70)	0:46.92 [7] (0:11.90)	0:35.02 [7] (0:11.61)	0:23.41 [8] (0:11.48)	0:11.93 [10] (0:11.93)
Average Speed [km/h]	48.1	60.0	60.9	61.7	60.4	61.6	62.4	61.1
Top Speed [km/h]	62.2	61.3	62.4	62.4	61.3	62.4	63.0	61.8
Avg. Dist. to Rail [m]	2.8	2.0	0.5	0.2	0.2	0.8	0.8	1.1
Avg. Stride Freq. [Hz]	2.2	2.3	2.3	2.3	2.3	2.3	2.3	2.3
Avg. Stride Length [m]	6.7	7.3	7.4	7.5	7.3	7.4	7.5	7.4



- [] Ranking at each section and finish
- .-.- No data available at this section
- NA No data available



Horse/Jockey Name	Mychyna
Final Rank	10
Fastest Section Time (Section)	0:11.66 (600m)
Top Speed [km/h] (Section)	62.5 (1200m)
Race State	Finished



Doomben QLD Professional
Race 3: BECOME A BRC MEMBER BENCHMARK 68 Handicap - 1600m

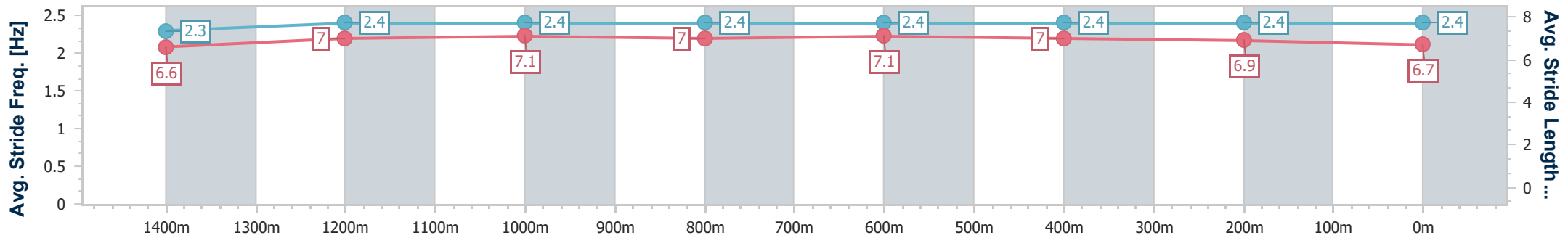
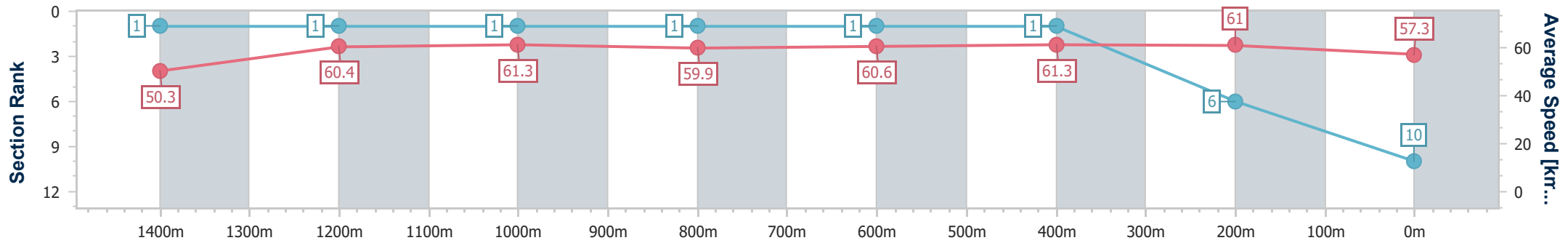


01 February 2025 - 13:23

BRISBANE RACING CLUB

Track Rating: Good 4, Weather: Fine, Rail Position: True

Section	Overall	1400m	1200m	1000m	800m	600m	400m	200m
Section Times	1:37.80 [10] (0:14.25)	1:23.55 [1] (0:11.80)	1:11.75 [1] (0:11.74)	1:00.01 [1] (0:11.99)	0:48.02 [1] (0:11.92)	0:36.10 [1] (0:11.66)	0:24.44 [1] (0:11.81)	0:12.63 [6] (0:12.63)
Average Speed [km/h]	50.3	60.4	61.3	59.9	60.6	61.3	61.0	57.3
Top Speed [km/h]	62.1	60.8	62.5	61.4	61.4	61.7	62.2	59.6
Avg. Dist. to Rail [m]	2.1	1.8	0.4	0.3	0.3	0.9	2.1	1.4
Avg. Stride Freq. [Hz]	2.3	2.4	2.4	2.4	2.4	2.4	2.4	2.4
Avg. Stride Length [m]	6.6	7.0	7.1	7.0	7.1	7.0	6.9	6.7



- [] Ranking at each section and finish
- .-.- No data available at this section
- NA No data available



Horse/Jockey Name	Original Glaze
Final Rank	11
Fastest Section Time (Section)	0:11.67 (600m)
Top Speed [km/h] (Section)	63.8 (1400m)
Race State	Finished



Doomben QLD Professional
Race 3: BECOME A BRC MEMBER BENCHMARK 68 Handicap - 1600m

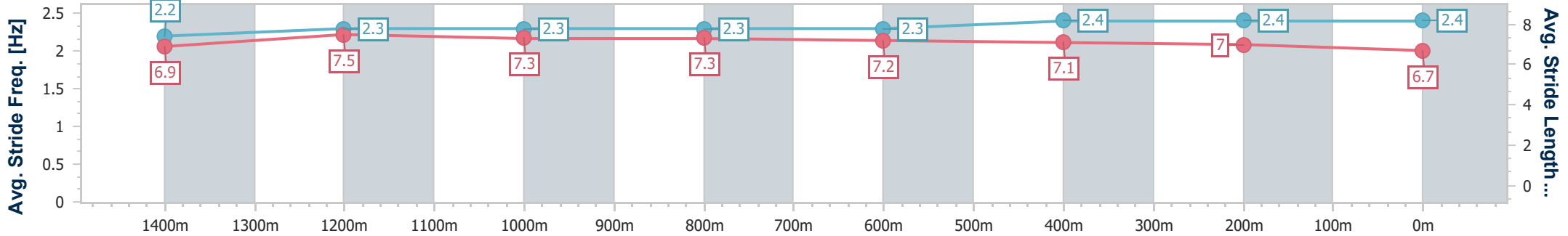
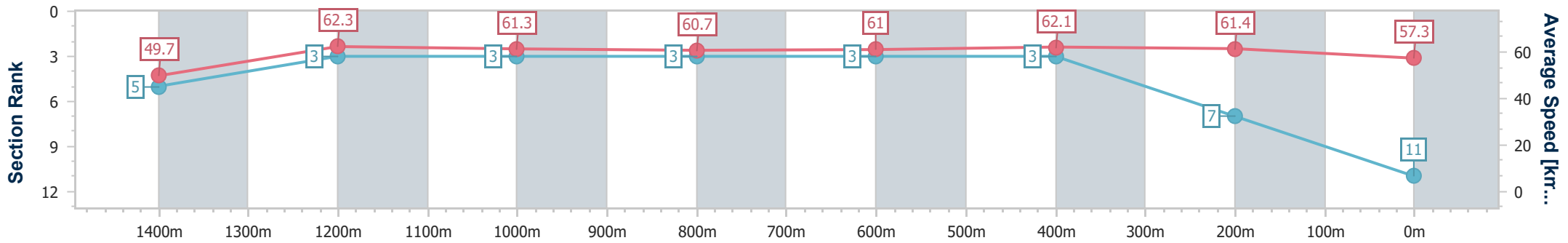


01 February 2025 - 13:23

BRISBANE RACING CLUB

Track Rating: Good 4, Weather: Fine, Rail Position: True

Section	Overall	1400m	1200m	1000m	800m	600m	400m	200m
Section Times	1:37.90 [11] (0:14.53)	1:23.37 [5] (0:11.73)	1:11.64 [3] (0:11.78)	0:59.86 [3] (0:11.94)	0:47.92 [3] (0:11.87)	0:36.05 [3] (0:11.67)	0:24.38 [3] (0:11.71)	0:12.67 [7] (0:12.67)
Average Speed [km/h]	49.7	62.3	61.3	60.7	61.0	62.1	61.4	57.3
Top Speed [km/h]	63.7	63.8	62.6	61.8	62.4	62.7	62.7	60.1
Avg. Dist. to Rail [m]	8.4	2.3	3.2	2.8	1.5	0.9	0.9	3.1
Avg. Stride Freq. [Hz]	2.2	2.3	2.3	2.3	2.3	2.4	2.4	2.4
Avg. Stride Length [m]	6.9	7.5	7.3	7.3	7.2	7.1	7.0	6.7



- [] Ranking at each section and finish
- .-.- No data available at this section
- NA No data available



Doomben QLD Professional
Race 4: THANKS NEVILLE BELL Class 6 Handicap (WEIGHTS RAISED 0.5KG) - 1600m
01 February 2025 - 13:58



BRISBANE
RACING CLUB

Track Rating: Good 4, Weather: Fine, Rail Position: True

Section		Overall	1400m	1200m	1000m	800m	600m	400m	Last 600m				
Field Times		1:35.43 (0:14.22)	1:21.21 (0:11.69)	1:09.52 (0:11.85)	0:57.67 (0:12.06)	0:45.61 (0:11.84)	0:33.77 (0:11.16)	0:22.61 (0:11.04)	0:33.77				
Rank	TAB Horse/Jockey	Barrier	Top Speed [km/h]	Fastest Section	Distance Travelled [m]								
1	2 TORABELLA Emily Lang	3	66.2 600m	0:11.04 400m	1:35.43 [1] (0:14.22)	1:21.21 [1] (0:11.69)	1:09.52 [1] (0:12.23)	0:57.29 [4] (0:12.09)	0:45.20 [5] (0:11.45)	0:33.75 [2] (0:11.14)	0:22.61 [1] (0:11.04)	0:33.75	
2	4 TENZING James Orman	5	67.4 400m	0:10.83 400m	1:35.49 [2] (0:14.43)	1:21.06 [4] (0:11.72)	1:09.34 [4] (0:11.75)	0:57.59 [3] (0:12.09)	0:45.50 [3] (0:11.88)	0:33.62 [4] (0:11.32)	0:22.30 [4] (0:10.83)	0:33.62	+7
3	3 CUNNAMULLA FELLA Nikita Beriman	1	67.0 400m	0:11.02 400m	1:35.50 [3] (0:14.38)	1:21.12 [3] (0:11.59)	1:09.53 [3] (0:11.92)	0:57.61 [2] (0:12.09)	0:45.52 [2] (0:11.68)	0:33.84 [1] (0:11.36)	0:22.48 [2] (0:11.02)	0:33.84	+1
4	8 NAVAL SEAL Cody Collis	6	66.9 400m	0:10.90 400m	1:35.72 [4] (0:14.80)	1:20.92 [6] (0:11.64)	1:09.28 [6] (0:11.78)	0:57.50 [6] (0:12.14)	0:45.36 [6] (0:11.77)	0:33.59 [6] (0:11.20)	0:22.39 [5] (0:10.90)	0:33.59	+2
5	11 BEAN FOGGY Angela Jones	7	67.1 400m	0:10.89 400m	1:35.93 [5] (0:14.92)	1:21.01 [7] (0:11.80)	1:09.21 [7] (0:11.90)	0:57.31 [7] (0:12.15)	0:45.16 [7] (0:11.64)	0:33.52 [7] (0:11.24)	0:22.28 [7] (0:10.89)	0:33.52	+5
6	6 HARBOURMASTER Bailey Wheeler	4	65.2 400m	0:11.29 400m	1:36.06 [6] (0:14.31)	1:21.75 [2] (0:11.64)	1:10.11 [2] (0:11.81)	0:58.30 [1] (0:12.06)	0:46.24 [1] (0:11.87)	0:34.37 [3] (0:11.40)	0:22.97 [3] (0:11.29)	0:34.37	+4
7	5 SOLAR APEX Justin Huxtable	2	66.4 400m	0:11.03 400m	1:36.12 [7] (0:14.60)	1:21.52 [5] (0:11.75)	1:09.77 [5] (0:11.82)	0:57.95 [5] (0:12.01)	0:45.94 [4] (0:11.80)	0:34.14 [5] (0:11.36)	0:22.78 [6] (0:11.03)	0:34.14	+4

Scratched: Viminele (#1), Mychyna (#7), Three Graces (#9), Whisky Dream (#10)



Doomben QLD Professional
Race 4: THANKS NEVILLE BELL Class 6 Handicap (WEIGHTS RAISED
0.5KG) - 1600m
01 February 2025 - 13:58



Track Rating: Good 4, Weather: Fine, Rail Position: True

Section							200m			Last 600m
Field Times							0:11.57			0:33.77
							(0:11.57)			
Rank	TAB	Horse/Jockey	Barrier	Top Speed [km/h]	Fastest Section	Margin			Distance Travelled [m]	
1	2	TORABELLA	3	66.2	0:11.04	0:11.57 [1]	1:35.43		0:33.75	
		Emily Lang		600m	400m	(0:11.57)				
2	4	TENZING	5	67.4	0:10.83	0:11.47 [2]	0.34L		0:33.62 +7	
		James Orman		400m	400m	(0:11.47)				
3	3	CUNNAMULLA FELLA	1	67.0	0:11.02	0:11.46 [3]	0.42L		0:33.84 +1	
		Nikita Beriman		400m	400m	(0:11.46)				
4	8	NAVAL SEAL	6	66.9	0:10.90	0:11.49 [4]	1.71L		0:33.59 +2	
		Cody Collis		400m	400m	(0:11.49)				
5	11	BEAN FOGGY	7	67.1	0:10.89	0:11.39 [7]	2.95L		0:33.52 +5	
		Angela Jones		400m	400m	(0:11.39)				
6	6	HARBOURMASTER	4	65.2	0:11.29	0:11.68 [6]	3.7L		0:34.37 +4	
		Bailey Wheeler		400m	400m	(0:11.68)				
7	5	SOLAR APEX	2	66.4	0:11.03	0:11.75 [5]	4.06L		0:34.14 +4	
		Justin Huxtable		400m	400m	(0:11.75)				

Scratched: Viminele (#1), Mychyna (#7), Three Graces (#9), Whisky Dream (#10)



Horse/Jockey Name	Torabella
Final Rank	1
Fastest Section Time (Section)	0:11.04 (400m)
Top Speed [km/h] (Section)	66.2 (600m)
Race State	Finished

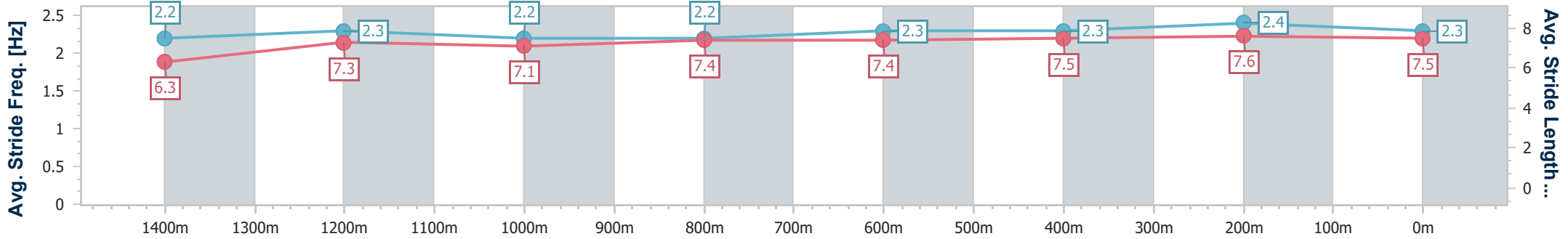
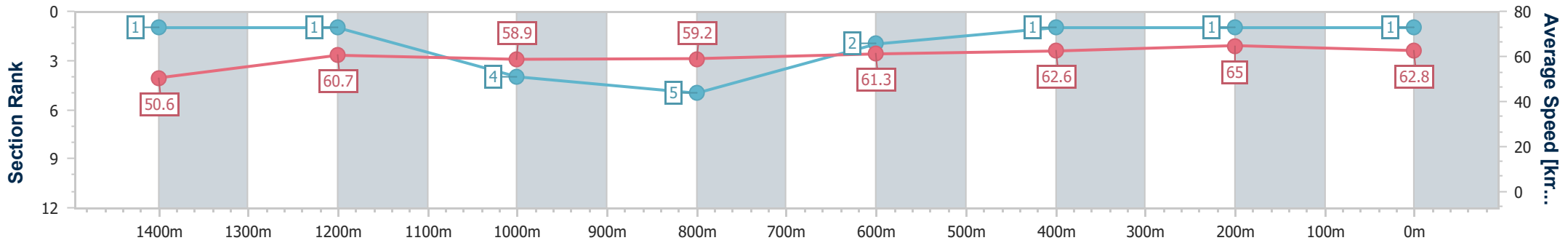


Doomben QLD Professional
Race 4: THANKS NEVILLE BELL Class 6 Handicap (WEIGHTS RAISED 0.5KG) - 1600m
 01 February 2025 - 13:58
 Track Rating: Good 4, Weather: Fine, Rail Position: True



BRISBANE
RACING CLUB

Section	Overall	1400m	1200m	1000m	800m	600m	400m	200m
Section Times	1:35.43 [1] (0:14.22)	1:21.21 [1] (0:11.69)	1:09.52 [1] (0:12.23)	0:57.29 [4] (0:12.09)	0:45.20 [5] (0:11.45)	0:33.75 [2] (0:11.14)	0:22.61 [1] (0:11.04)	0:11.57 [1] (0:11.57)
Average Speed [km/h]	50.6	60.7	58.9	59.2	61.3	62.6	65.0	62.8
Top Speed [km/h]	62.4	62.1	60.0	60.7	62.4	66.2	65.7	65.3
Avg. Dist. to Rail [m]	1.4	2.1	1.4	0.9	5.3	5.0	1.3	0.6
Avg. Stride Freq. [Hz]	2.2	2.3	2.2	2.2	2.3	2.3	2.4	2.3
Avg. Stride Length [m]	6.3	7.3	7.1	7.4	7.4	7.5	7.6	7.5



- [] Ranking at each section and finish
- .-.- No data available at this section
- NA No data available



Horse/Jockey Name	Tenzing
Final Rank	2
Fastest Section Time (Section)	0:10.83 (400m)
Top Speed [km/h] (Section)	67.4 (400m)
Race State	Finished



Doomben QLD Professional
Race 4: THANKS NEVILLE BELL Class 6 Handicap (WEIGHTS RAISED 0.5KG) - 1600m

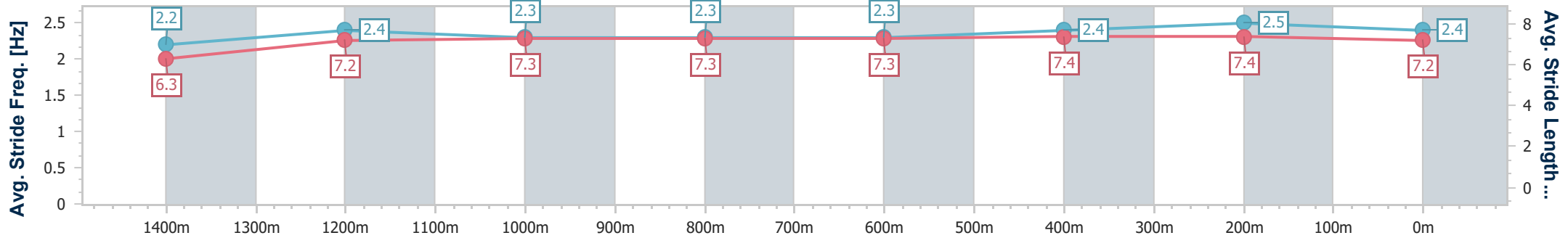
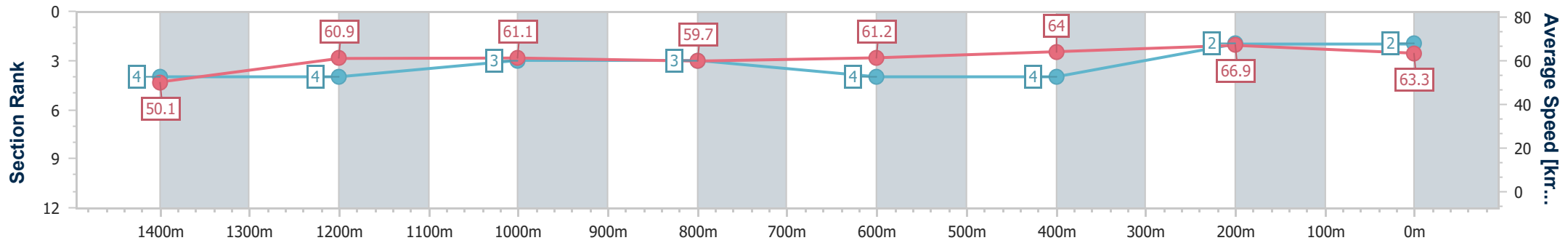


BRISBANE RACING CLUB

01 February 2025 - 13:58

Track Rating: Good 4, Weather: Fine, Rail Position: True

Section	Overall	1400m	1200m	1000m	800m	600m	400m	200m
Section Times	1:35.49 [2] (0:14.43)	1:21.06 [4] (0:11.72)	1:09.34 [4] (0:11.75)	0:57.59 [3] (0:12.09)	0:45.50 [3] (0:11.88)	0:33.62 [4] (0:11.32)	0:22.30 [4] (0:10.83)	0:11.47 [2] (0:11.47)
Average Speed [km/h]	50.1	60.9	61.1	59.7	61.2	64.0	66.9	63.3
Top Speed [km/h]	62.3	61.7	62.3	60.3	63.2	67.3	67.4	66.1
Avg. Dist. to Rail [m]	2.5	1.2	0.5	0.5	1.5	1.6	3.0	3.8
Avg. Stride Freq. [Hz]	2.2	2.4	2.3	2.3	2.3	2.4	2.5	2.4
Avg. Stride Length [m]	6.3	7.2	7.3	7.3	7.3	7.4	7.4	7.2



- [] Ranking at each section and finish
- .-.- No data available at this section
- NA No data available



Horse/Jockey Name	Cunnamulla Fella
Final Rank	3
Fastest Section Time (Section)	0:11.02 (400m)
Top Speed [km/h] (Section)	67.0 (400m)
Race State	Finished



Doomben QLD Professional
Race 4: THANKS NEVILLE BELL Class 6 Handicap (WEIGHTS RAISED 0.5KG) - 1600m

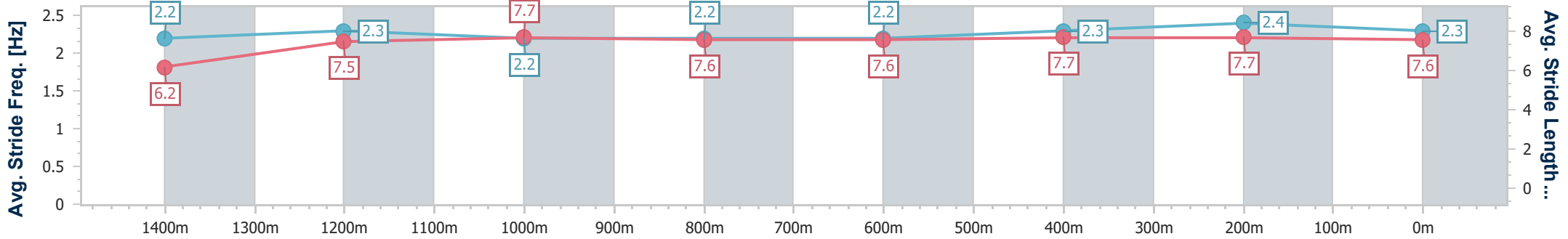
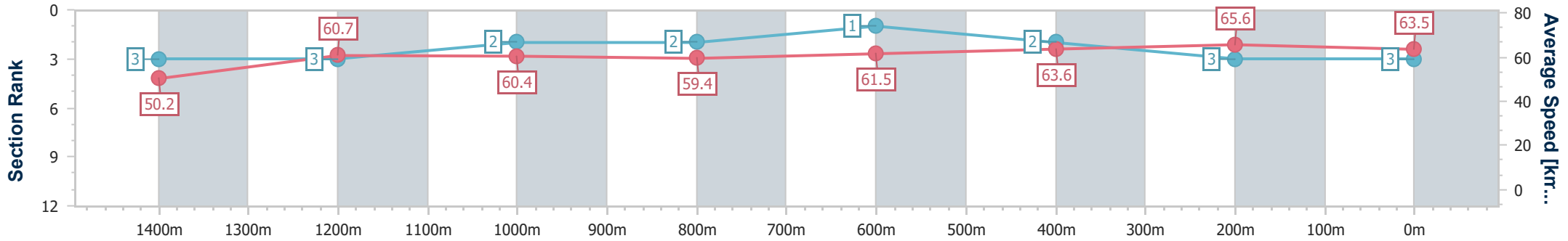
01 February 2025 - 13:58

Track Rating: Good 4, Weather: Fine, Rail Position: True



BRISBANE
RACING CLUB

Section	Overall	1400m	1200m	1000m	800m	600m	400m	200m
Section Times	1:35.50 [3] (0:14.38)	1:21.12 [3] (0:11.59)	1:09.53 [3] (0:11.92)	0:57.61 [2] (0:12.09)	0:45.52 [2] (0:11.68)	0:33.84 [1] (0:11.36)	0:22.48 [2] (0:11.02)	0:11.46 [3] (0:11.46)
Average Speed [km/h]	50.2	60.7	60.4	59.4	61.5	63.6	65.6	63.5
Top Speed [km/h]	61.1	61.6	61.3	59.9	63.3	65.5	67.0	66.1
Avg. Dist. to Rail [m]	0.9	2.9	1.5	1.2	0.5	0.6	4.4	3.1
Avg. Stride Freq. [Hz]	2.2	2.3	2.2	2.2	2.2	2.3	2.4	2.3
Avg. Stride Length [m]	6.2	7.5	7.7	7.6	7.6	7.7	7.7	7.6



- [] Ranking at each section and finish
- .-.- No data available at this section
- NA No data available



Horse/Jockey Name	Naval Seal
Final Rank	4
Fastest Section Time (Section)	0:10.90 (400m)
Top Speed [km/h] (Section)	66.9 (400m)
Race State	Finished



Doomben QLD Professional
Race 4: THANKS NEVILLE BELL Class 6 Handicap (WEIGHTS RAISED 0.5KG) - 1600m

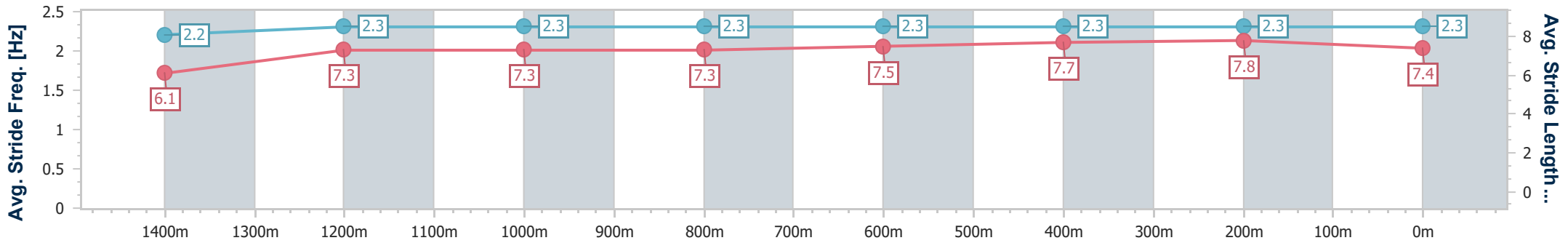
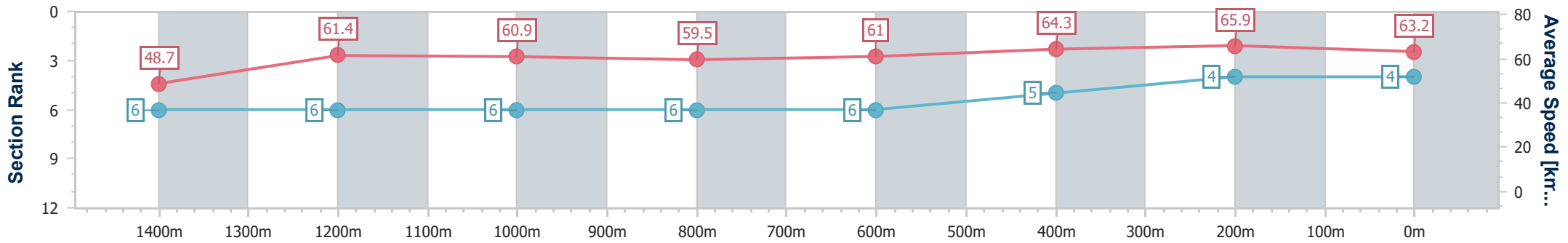
01 February 2025 - 13:58

Track Rating: Good 4, Weather: Fine, Rail Position: True



BRISBANE
RACING CLUB

Section	Overall	1400m	1200m	1000m	800m	600m	400m	200m
Section Times	1:35.72 [4] (0:14.80)	1:20.92 [6] (0:11.64)	1:09.28 [6] (0:11.78)	0:57.50 [6] (0:12.14)	0:45.36 [6] (0:11.77)	0:33.59 [6] (0:11.20)	0:22.39 [5] (0:10.90)	0:11.49 [4] (0:11.49)
Average Speed [km/h]	48.7	61.4	60.9	59.5	61.0	64.3	65.9	63.2
Top Speed [km/h]	62.5	62.5	61.8	61.6	63.3	65.8	66.9	66.2
Avg. Dist. to Rail [m]	2.5	1.4	0.3	0.3	0.2	0.5	2.6	5.1
Avg. Stride Freq. [Hz]	2.2	2.3	2.3	2.3	2.3	2.3	2.3	2.3
Avg. Stride Length [m]	6.1	7.3	7.3	7.3	7.5	7.7	7.8	7.4



- [] Ranking at each section and finish
- .-.- No data available at this section
- NA No data available



Horse/Jockey Name	Bean Foggy
Final Rank	5
Fastest Section Time (Section)	0:10.89 (400m)
Top Speed [km/h] (Section)	67.1 (400m)
Race State	Finished



Doomben QLD Professional
 Race 4: THANKS NEVILLE BELL Class 6 Handicap (WEIGHTS
 RAISED 0.5KG) - 1600m

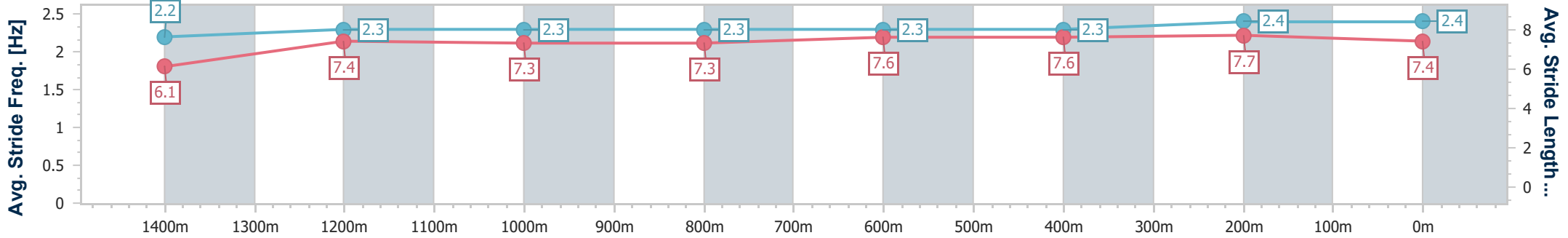
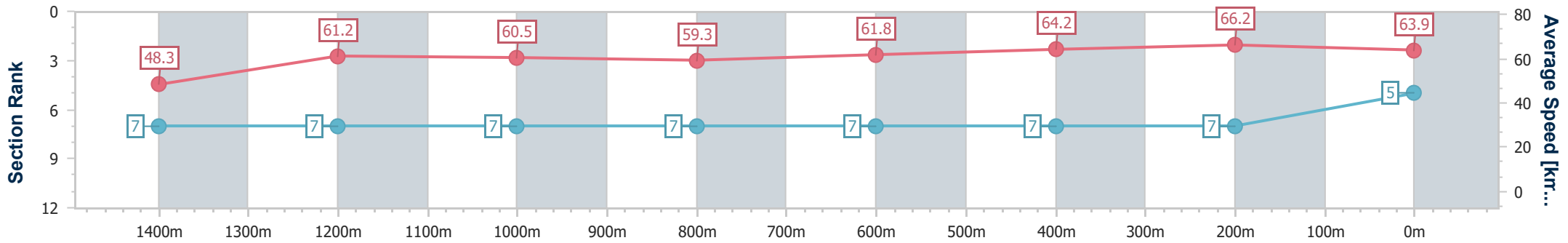
01 February 2025 - 13:58

Track Rating: Good 4, Weather: Fine, Rail Position: True



BRISBANE
 RACING CLUB

Section	Overall	1400m	1200m	1000m	800m	600m	400m	200m
Section Times	1:35.93 [5] (0:14.92)	1:21.01 [7] (0:11.80)	1:09.21 [7] (0:11.90)	0:57.31 [7] (0:12.15)	0:45.16 [7] (0:11.64)	0:33.52 [7] (0:11.24)	0:22.28 [7] (0:10.89)	0:11.39 [7] (0:11.39)
Average Speed [km/h]	48.3	61.2	60.5	59.3	61.8	64.2	66.2	63.9
Top Speed [km/h]	63.3	63.1	62.2	60.4	63.3	65.9	67.1	65.6
Avg. Dist. to Rail [m]	3.7	0.9	1.4	0.4	0.4	0.2	1.8	2.0
Avg. Stride Freq. [Hz]	2.2	2.3	2.3	2.3	2.3	2.3	2.4	2.4
Avg. Stride Length [m]	6.1	7.4	7.3	7.3	7.6	7.6	7.7	7.4



- [] Ranking at each section and finish
- .-.- No data available at this section
- NA No data available



Horse/Jockey Name	Harbourmaster
Final Rank	6
Fastest Section Time (Section)	0:11.29 (400m)
Top Speed [km/h] (Section)	65.2 (400m)
Race State	Finished



Doomben QLD Professional
Race 4: THANKS NEVILLE BELL Class 6 Handicap (WEIGHTS RAISED 0.5KG) - 1600m

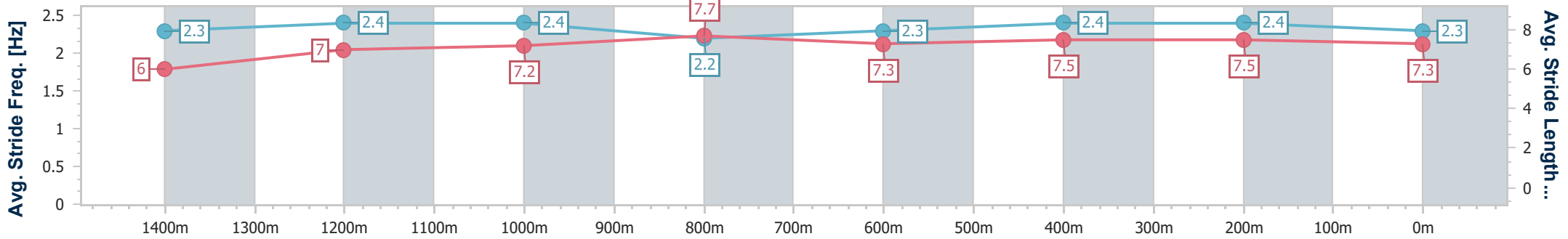
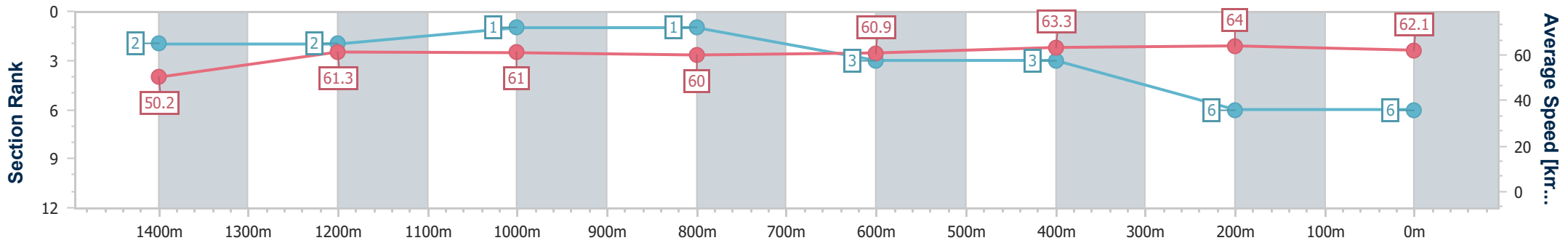


BRISBANE RACING CLUB

01 February 2025 - 13:58

Track Rating: Good 4, Weather: Fine, Rail Position: True

Section	Overall	1400m	1200m	1000m	800m	600m	400m	200m
Section Times	1:36.06 [6] (0:14.31)	1:21.75 [2] (0:11.64)	1:10.11 [2] (0:11.81)	0:58.30 [1] (0:12.06)	0:46.24 [1] (0:11.87)	0:34.37 [3] (0:11.40)	0:22.97 [3] (0:11.29)	0:11.68 [6] (0:11.68)
Average Speed [km/h]	50.2	61.3	61.0	60.0	60.9	63.3	64.0	62.1
Top Speed [km/h]	62.6	62.6	62.0	61.4	62.9	64.2	65.2	63.5
Avg. Dist. to Rail [m]	1.5	1.5	0.4	0.8	1.1	0.3	2.1	3.2
Avg. Stride Freq. [Hz]	2.3	2.4	2.4	2.2	2.3	2.4	2.4	2.3
Avg. Stride Length [m]	6.0	7.0	7.2	7.7	7.3	7.5	7.5	7.3



- [] Ranking at each section and finish
- .-.- No data available at this section
- NA No data available



Horse/Jockey Name	Solar Apex
Final Rank	7
Fastest Section Time (Section)	0:11.03 (400m)
Top Speed [km/h] (Section)	66.4 (400m)
Race State	Finished



Doomben QLD Professional
 Race 4: THANKS NEVILLE BELL Class 6 Handicap (WEIGHTS
 RAISED 0.5KG) - 1600m

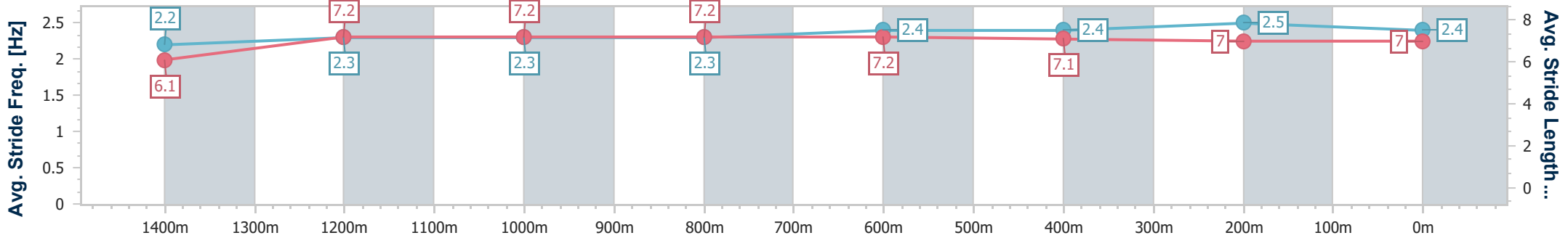
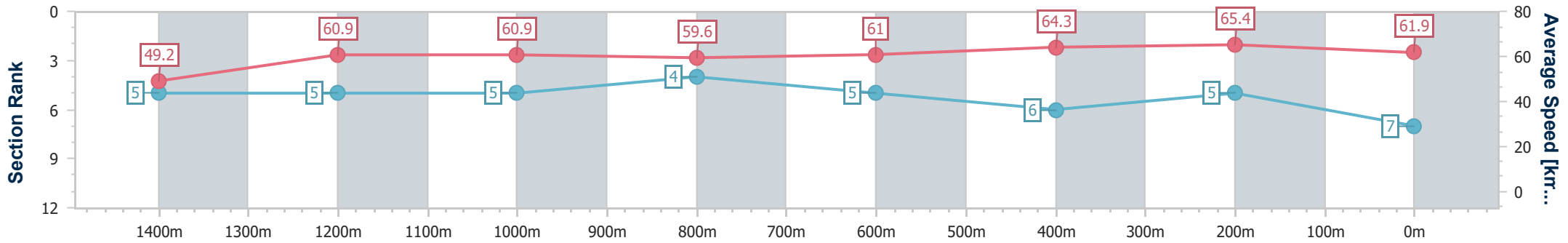
01 February 2025 - 13:58

Track Rating: Good 4, Weather: Fine, Rail Position: True



BRISBANE
 RACING CLUB

Section	Overall	1400m	1200m	1000m	800m	600m	400m	200m
Section Times	1:36.12 [7] (0:14.60)	1:21.52 [5] (0:11.75)	1:09.77 [5] (0:11.82)	0:57.95 [5] (0:12.01)	0:45.94 [4] (0:11.80)	0:34.14 [5] (0:11.36)	0:22.78 [6] (0:11.03)	0:11.75 [5] (0:11.75)
Average Speed [km/h]	49.2	60.9	60.9	59.6	61.0	64.3	65.4	61.9
Top Speed [km/h]	63.1	62.0	62.0	60.5	63.3	65.2	66.4	63.8
Avg. Dist. to Rail [m]	1.4	1.3	1.4	2.1	1.0	1.9	1.4	3.4
Avg. Stride Freq. [Hz]	2.2	2.3	2.3	2.3	2.4	2.4	2.5	2.4
Avg. Stride Length [m]	6.1	7.2	7.2	7.2	7.2	7.1	7.0	7.0



- [] Ranking at each section and finish
- .-.- No data available at this section
- NA No data available



Doomben QLD Professional

Race 5: M2 ELECTRICAL No Metro Wins Handicap - 1110m

01 February 2025 - 14:33



BRISBANE
RACING CLUB

Track Rating: Good 4, Weather: Fine, Rail Position: True

Section		Field Times										Last 600m		
		Overall	1000m	800m	600m	400m	200m						0:34.24	
		1:04.15 (0:08.56)	0:55.59 (0:10.51)	0:45.08 (0:10.84)	0:34.24 (0:11.09)	0:23.15 (0:11.21)	0:11.94 (0:11.94)							
Rank	TAB	Horse/Jockey	Barrier	Top Speed [km/h]	Fastest Section								Margin	Distance Travelled [m]
1	2	MAXIMUM VORTEX Cejay Graham	9	67.5 800m	0:08.68 Overall	1:04.15 [1] (0:08.68)	0:55.47 [5] (0:11.05)	0:44.42 [5] (0:10.95)	0:33.47 [7] (0:11.05)	0:22.42 [7] (0:11.02)	0:11.40 [6] (0:11.40)	1:04.15	0:33.47	
2	6	GROOVIN' THE MOO Bailey Wheeler	3	67.6 1000m	0:08.77 Overall	1:04.17 [2] (0:08.77)	0:55.40 [6] (0:10.97)	0:44.43 [7] (0:10.88)	0:33.55 [6] (0:11.01)	0:22.54 [4] (0:10.89)	0:11.65 [4] (0:11.65)	0.09L	0:33.55	-7
3	8	KEMI ZABI Emily Lang	5	67.6 1000m	0:08.65 Overall	1:04.29 [3] (0:08.65)	0:55.64 [3] (0:10.83)	0:44.81 [3] (0:10.87)	0:33.94 [3] (0:11.09)	0:22.85 [3] (0:11.04)	0:11.81 [3] (0:11.81)	0.8L	0:33.94	-2
4	5	THE FIXER Jake Bayliss	2	69.4 1000m	0:08.68 Overall	1:04.33 [4] (0:08.68)	0:55.65 [4] (0:10.57)	0:45.08 [2] (0:10.89)	0:34.19 [2] (0:11.11)	0:23.08 [2] (0:11.11)	0:11.97 [2] (0:11.97)	1.04L	0:34.19	-4
5	14	DECISIVE LASS Tahlia Fenlon	7	68.3 800m	0:09.34 Overall	1:04.41 [5] (0:09.34)	0:55.07 [11] (0:11.09)	0:43.98 [11] (0:10.64)	0:33.34 [11] (0:10.95)	0:22.39 [10] (0:10.87)	0:11.52 [10] (0:11.52)	1.48L	0:33.34	-6
6	9	TARPS Jade Hampson	1	69.7 1000m	0:08.60 Overall	1:04.44 [6] (0:08.60)	0:55.84 [2] (0:10.47)	0:45.37 [1] (0:10.84)	0:34.53 [1] (0:11.09)	0:23.44 [1] (0:11.21)	0:12.23 [1] (0:12.23)	1.67L	0:34.53	-5
7	3	TRACK TALE Cody Collis	8	68.2 800m	0:08.86 Overall	1:04.44 [7] (0:08.86)	0:55.58 [7] (0:10.87)	0:44.71 [6] (0:10.86)	0:33.85 [5] (0:11.06)	0:22.79 [6] (0:11.11)	0:11.68 [7] (0:11.68)	1.7L	0:33.85	-1
8	1	JACK BE LUCKY Jasper Franklin	11	68.3 800m	0:08.56 Overall	1:04.52 [8] (0:08.56)	0:55.96 [1] (0:11.07)	0:44.89 [4] (0:10.91)	0:33.98 [4] (0:11.10)	0:22.88 [5] (0:10.97)	0:11.91 [5] (0:11.91)	2.15L	0:33.98	+4
9	10	ALL STASHED UP Andrew Mallyon	6	68.8 800m	0:09.10 Overall	1:04.52 [9] (0:09.10)	0:55.42 [10] (0:11.00)	0:44.42 [10] (0:10.75)	0:33.67 [9] (0:11.03)	0:22.64 [9] (0:10.99)	0:11.65 [9] (0:11.65)	2.17L	0:33.67	-3
10	11	MR WANDJI Sean Cormack	10	68.4 800m	0:08.95 Overall	1:04.57 [10] (0:08.95)	0:55.62 [9] (0:11.06)	0:44.56 [9] (0:10.91)	0:33.65 [10] (0:11.11)	0:22.54 [11] (0:10.98)	0:11.56 [11] (0:11.56)	2.47L	0:33.65	+1

Scratched: Damo Dayz (#4), Galaxy General (#7), Deputize (#15), Opal Fields (#12)

[] Ranking at each section and finish
 -:-:- No data available at this section
 NA No data available

SCN Saddle cloth number
 DNF Did not finish
 DNT Did not track



Doomben QLD Professional

Race 5: M2 ELECTRICAL No Metro Wins Handicap - 1110m

01 February 2025 - 14:33



BRISBANE
RACING CLUB

Track Rating: Good 4, Weather: Fine, Rail Position: True

Section	Overall	1000m	800m	600m	400m	200m	Last 600m
Field Times	1:04.15 (0:08.56)	0:55.59 (0:10.51)	0:45.08 (0:10.84)	0:34.24 (0:11.09)	0:23.15 (0:11.21)	0:11.94 (0:11.94)	0:34.24

Rank	TAB	Horse/Jockey	Barrier	Top Speed [km/h]	Fastest Section	Overall	1000m	800m	600m	400m	200m	Margin	Distance Travelled [m]	
11	13	SADDLE BOY	4	67.4	0:08.90	1:04.97 [11]	0:56.07 [8]	0:45.00 [8]	0:34.24 [8]	0:23.17 [8]	0:12.12 [8]	4.78L	0:34.24	-8
		Taylor Marshall		800m	Overall	(0:08.90)	(0:11.07)	(0:10.76)	(0:11.07)	(0:11.05)	(0:12.12)			

Scratched: Damo Dayz (#4), Galaxy General (#7), Deputize (#15), Opal Fields (#12)

[] Ranking at each section and finish
 -:-:- No data available at this section
 NA No data available

SCN Saddle cloth number
 DNF Did not finish
 DNT Did not track



Horse/Jockey Name	Maximum Vortex
Final Rank	1
Fastest Section Time (Section)	0:08.68 (Overall)
Top Speed [km/h] (Section)	67.5 (800m)
Race State	Finished

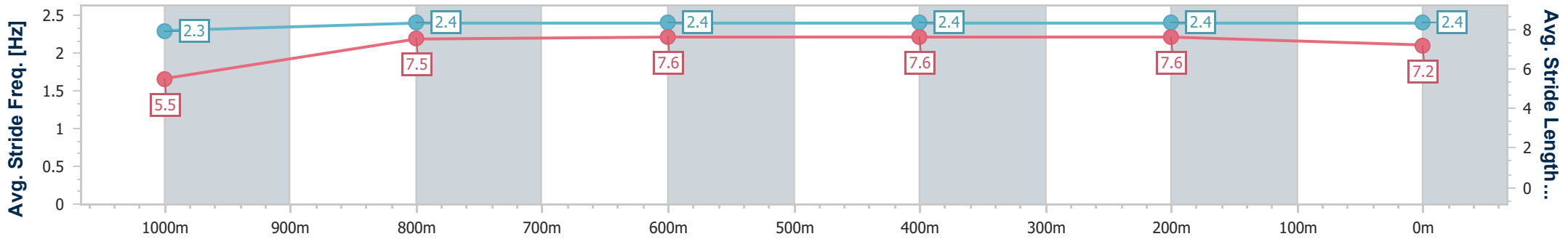
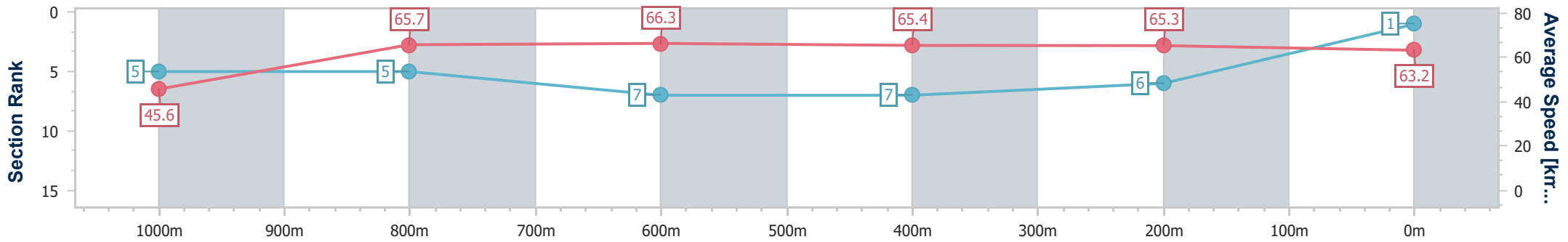


Doomben QLD Professional
Race 5: M2 ELECTRICAL No Metro Wins Handicap - 1110m
 01 February 2025 - 14:33
 Track Rating: Good 4, Weather: Fine, Rail Position: True



BRISBANE
RACING CLUB

Section	Overall	1000m	800m	600m	400m	200m
Section Times	1:04.15 [1] (0:08.68)	0:55.47 [5] (0:11.05)	0:44.42 [5] (0:10.95)	0:33.47 [7] (0:11.05)	0:22.42 [7] (0:11.02)	0:11.40 [6] (0:11.40)
Average Speed [km/h]	45.6	65.7	66.3	65.4	65.3	63.2
Top Speed [km/h]	63.7	67.3	67.5	66.5	66.3	65.5
Avg. Dist. to Rail [m]	9.2	3.7	1.7	0.7	2.5	5.2
Avg. Stride Freq. [Hz]	2.3	2.4	2.4	2.4	2.4	2.4
Avg. Stride Length [m]	5.5	7.5	7.6	7.6	7.6	7.2



- [] Ranking at each section and finish
- .-.- No data available at this section
- NA No data available



Horse/Jockey Name	Groovin' The Moo
Final Rank	2
Fastest Section Time (Section)	0:08.77 (Overall)
Top Speed [km/h] (Section)	67.6 (1000m)
Race State	Finished

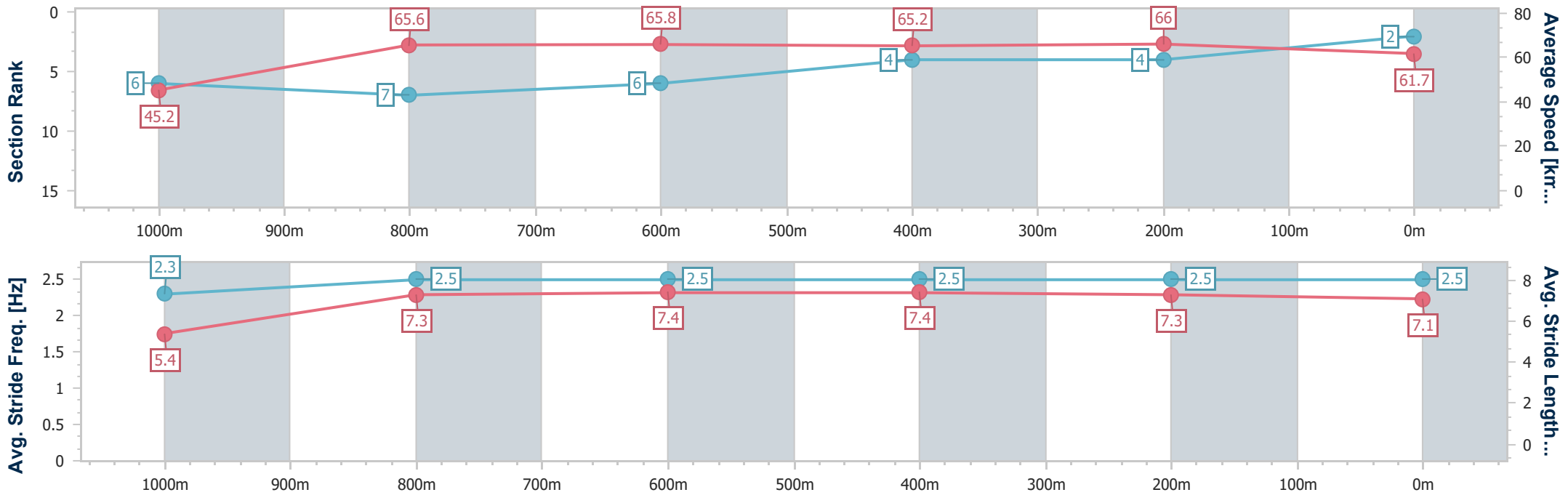


Doomben QLD Professional
Race 5: M2 ELECTRICAL No Metro Wins Handicap - 1110m
 01 February 2025 - 14:33
 Track Rating: Good 4, Weather: Fine, Rail Position: True



BRISBANE
RACING CLUB

Section	Overall	1000m	800m	600m	400m	200m
Section Times	1:04.17 [2] (0:08.77)	0:55.40 [6] (0:10.97)	0:44.43 [7] (0:10.88)	0:33.55 [6] (0:11.01)	0:22.54 [4] (0:10.89)	0:11.65 [4] (0:11.65)
Average Speed [km/h]	45.2	65.6	65.8	65.2	66.0	61.7
Top Speed [km/h]	61.3	67.6	67.5	65.9	67.3	65.6
Avg. Dist. to Rail [m]	4.2	1.4	0.6	1.0	0.9	1.7
Avg. Stride Freq. [Hz]	2.3	2.5	2.5	2.5	2.5	2.5
Avg. Stride Length [m]	5.4	7.3	7.4	7.4	7.3	7.1



- [] Ranking at each section and finish
- .-.- No data available at this section
- NA No data available



Horse/Jockey Name	Kemi Zabi
Final Rank	3
Fastest Section Time (Section)	0:08.65 (Overall)
Top Speed [km/h] (Section)	67.6 (1000m)
Race State	Finished

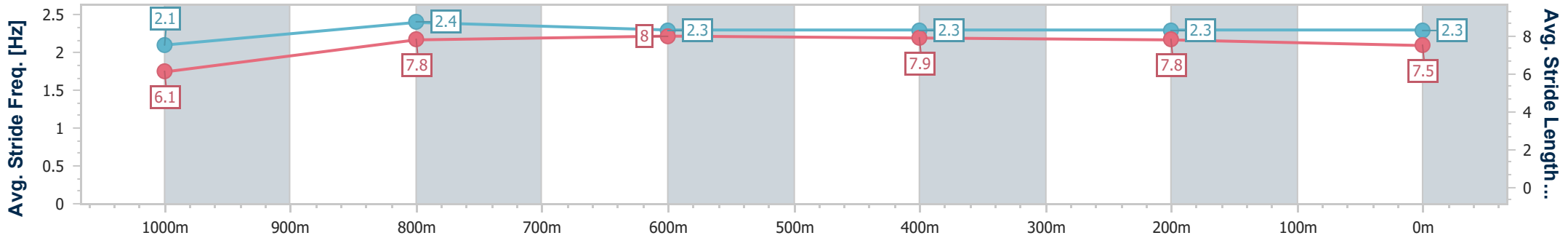
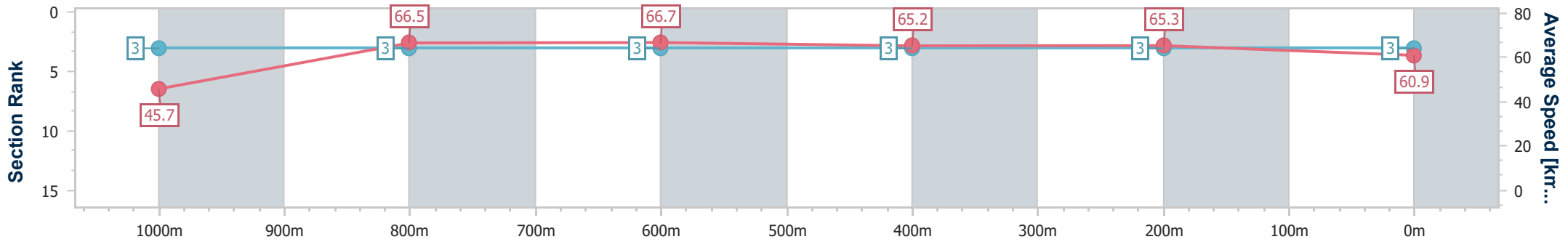


Doomben QLD Professional
Race 5: M2 ELECTRICAL No Metro Wins Handicap - 1110m
 01 February 2025 - 14:33
 Track Rating: Good 4, Weather: Fine, Rail Position: True



BRISBANE
RACING CLUB

Section	Overall	1000m	800m	600m	400m	200m
Section Times	1:04.29 [3] (0:08.65)	0:55.64 [3] (0:10.83)	0:44.81 [3] (0:10.87)	0:33.94 [3] (0:11.09)	0:22.85 [3] (0:11.04)	0:11.81 [3] (0:11.81)
Average Speed [km/h]	45.7	66.5	66.7	65.2	65.3	60.9
Top Speed [km/h]	65.2	67.6	67.1	65.7	66.0	63.9
Avg. Dist. to Rail [m]	6.3	2.3	0.8	0.7	1.9	3.7
Avg. Stride Freq. [Hz]	2.1	2.4	2.3	2.3	2.3	2.3
Avg. Stride Length [m]	6.1	7.8	8.0	7.9	7.8	7.5



- [] Ranking at each section and finish
- .-.- No data available at this section
- NA No data available



Horse/Jockey Name	The Fixer
Final Rank	4
Fastest Section Time (Section)	0:08.68 (Overall)
Top Speed [km/h] (Section)	69.4 (1000m)
Race State	Finished

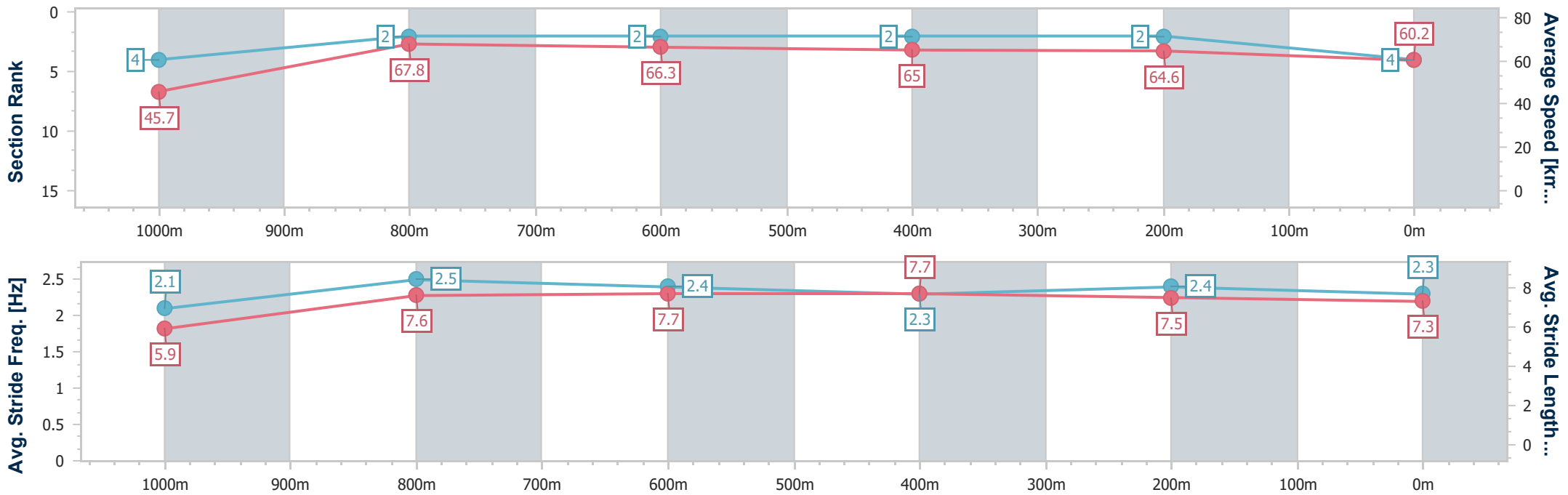


Doomben QLD Professional
Race 5: M2 ELECTRICAL No Metro Wins Handicap - 1110m
 01 February 2025 - 14:33
 Track Rating: Good 4, Weather: Fine, Rail Position: True



BRISBANE
RACING CLUB

Section	Overall	1000m	800m	600m	400m	200m
Section Times	1:04.33 [4] (0:08.68)	0:55.65 [4] (0:10.57)	0:45.08 [2] (0:10.89)	0:34.19 [2] (0:11.11)	0:23.08 [2] (0:11.11)	0:11.97 [2] (0:11.97)
Average Speed [km/h]	45.7	67.8	66.3	65.0	64.6	60.2
Top Speed [km/h]	66.1	69.4	68.4	66.3	66.2	62.6
Avg. Dist. to Rail [m]	2.3	1.1	0.8	0.7	1.3	2.2
Avg. Stride Freq. [Hz]	2.1	2.5	2.4	2.3	2.4	2.3
Avg. Stride Length [m]	5.9	7.6	7.7	7.7	7.5	7.3



- [] Ranking at each section and finish
- .-.- No data available at this section
- NA No data available



Horse/Jockey Name	Decisive Lass
Final Rank	5
Fastest Section Time (Section)	0:09.34 (Overall)
Top Speed [km/h] (Section)	68.3 (800m)
Race State	Finished

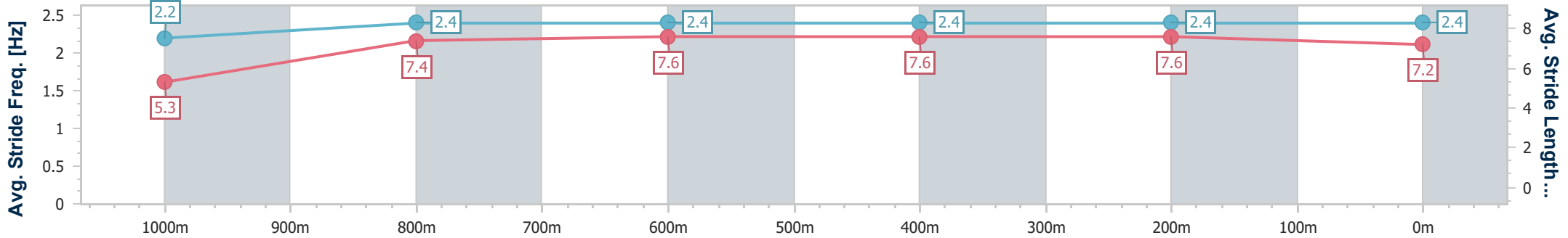
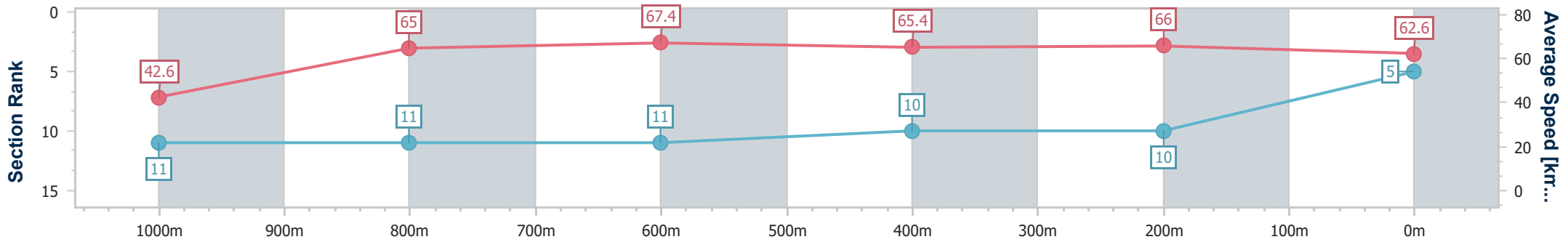


Doomben QLD Professional
Race 5: M2 ELECTRICAL No Metro Wins Handicap - 1110m
 01 February 2025 - 14:33
 Track Rating: Good 4, Weather: Fine, Rail Position: True



BRISBANE
RACING CLUB

Section	Overall	1000m	800m	600m	400m	200m
Section Times	1:04.41 [5] (0:09.34)	0:55.07 [11] (0:11.09)	0:43.98 [11] (0:10.64)	0:33.34 [11] (0:10.95)	0:22.39 [10] (0:10.87)	0:11.52 [10]
Average Speed [km/h]	42.6	65.0	67.4	65.4	66.0	62.6
Top Speed [km/h]	59.9	67.6	68.3	67.0	67.4	66.4
Avg. Dist. to Rail [m]	6.7	1.3	0.5	0.8	0.9	1.8
Avg. Stride Freq. [Hz]	2.2	2.4	2.4	2.4	2.4	2.4
Avg. Stride Length [m]	5.3	7.4	7.6	7.6	7.6	7.2



- [] Ranking at each section and finish
- .-.- No data available at this section
- NA No data available



Horse/Jockey Name	Tarps
Final Rank	6
Fastest Section Time (Section)	0:08.60 (Overall)
Top Speed [km/h] (Section)	69.7 (1000m)
Race State	Finished

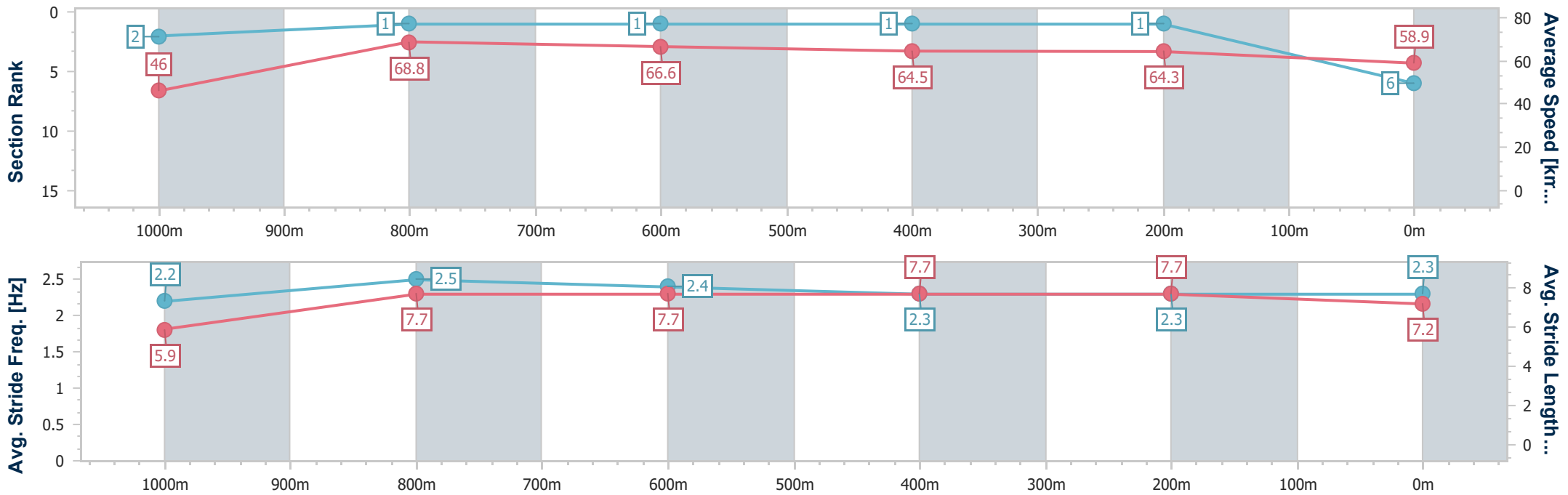


Doomben QLD Professional
Race 5: M2 ELECTRICAL No Metro Wins Handicap - 1110m
 01 February 2025 - 14:33
 Track Rating: Good 4, Weather: Fine, Rail Position: True



BRISBANE
RACING CLUB

Section	Overall	1000m	800m	600m	400m	200m
Section Times	1:04.44 [6] (0:08.60)	0:55.84 [2] (0:10.47)	0:45.37 [1] (0:10.84)	0:34.53 [1] (0:11.09)	0:23.44 [1] (0:11.21)	0:12.23 [1] (0:12.23)
Average Speed [km/h]	46.0	68.8	66.6	64.5	64.3	58.9
Top Speed [km/h]	66.5	69.7	67.9	65.8	64.9	62.4
Avg. Dist. to Rail [m]	1.4	0.6	0.9	1.0	0.6	0.4
Avg. Stride Freq. [Hz]	2.2	2.5	2.4	2.3	2.3	2.3
Avg. Stride Length [m]	5.9	7.7	7.7	7.7	7.7	7.2



- [] Ranking at each section and finish
- .-.- No data available at this section
- NA No data available



Horse/Jockey Name	Track Tale
Final Rank	7
Fastest Section Time (Section)	0:08.86 (Overall)
Top Speed [km/h] (Section)	68.2 (800m)
Race State	Finished

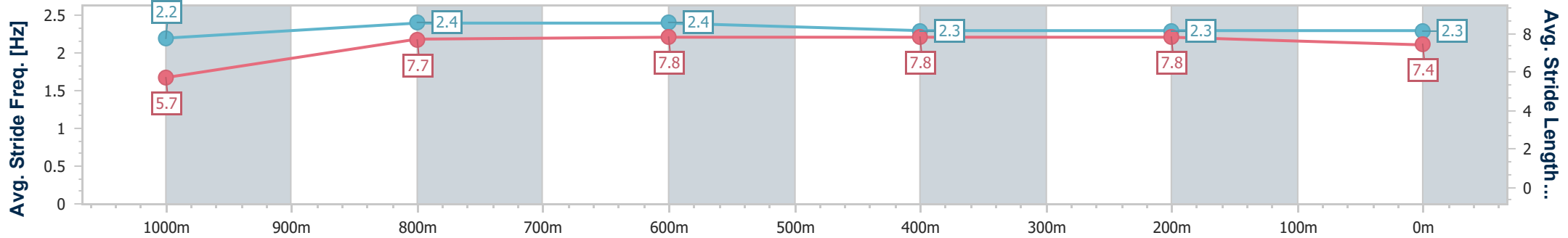
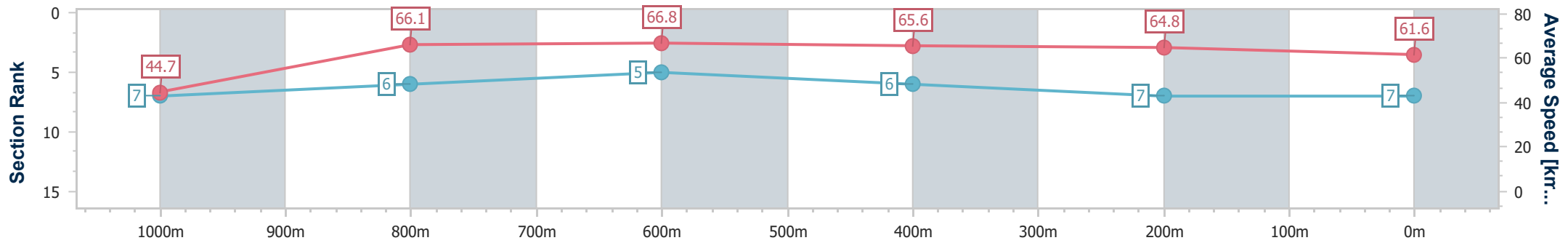


Doomben QLD Professional
Race 5: M2 ELECTRICAL No Metro Wins Handicap - 1110m
 01 February 2025 - 14:33
 Track Rating: Good 4, Weather: Fine, Rail Position: True



BRISBANE
RACING CLUB

Section	Overall	1000m	800m	600m	400m	200m
Section Times	1:04.44 [7] (0:08.86)	0:55.58 [7] (0:10.87)	0:44.71 [6] (0:10.86)	0:33.85 [5] (0:11.06)	0:22.79 [6] (0:11.11)	0:11.68 [7] (0:11.68)
Average Speed [km/h]	44.7	66.1	66.8	65.6	64.8	61.6
Top Speed [km/h]	63.6	68.2	68.2	66.9	65.6	64.9
Avg. Dist. to Rail [m]	7.5	1.3	1.3	0.8	2.0	2.2
Avg. Stride Freq. [Hz]	2.2	2.4	2.4	2.3	2.3	2.3
Avg. Stride Length [m]	5.7	7.7	7.8	7.8	7.8	7.4



- [] Ranking at each section and finish
- .-.- No data available at this section
- NA No data available



Horse/Jockey Name	Jack Be Lucky
Final Rank	8
Fastest Section Time (Section)	0:08.56 (Overall)
Top Speed [km/h] (Section)	68.3 (800m)
Race State	Finished

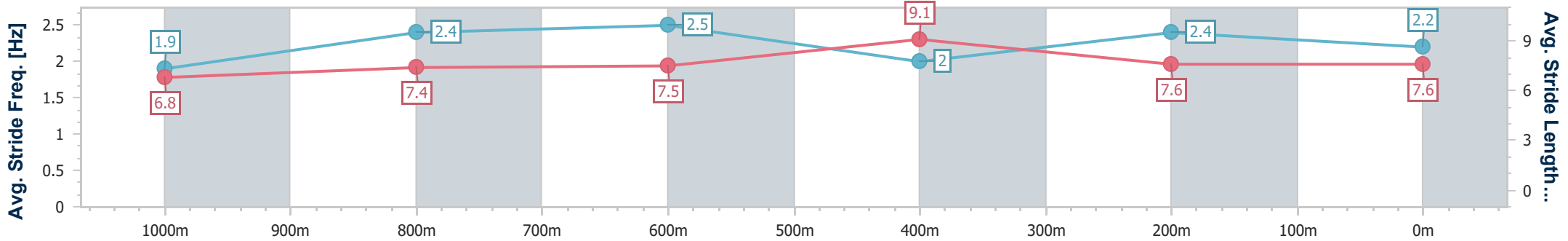
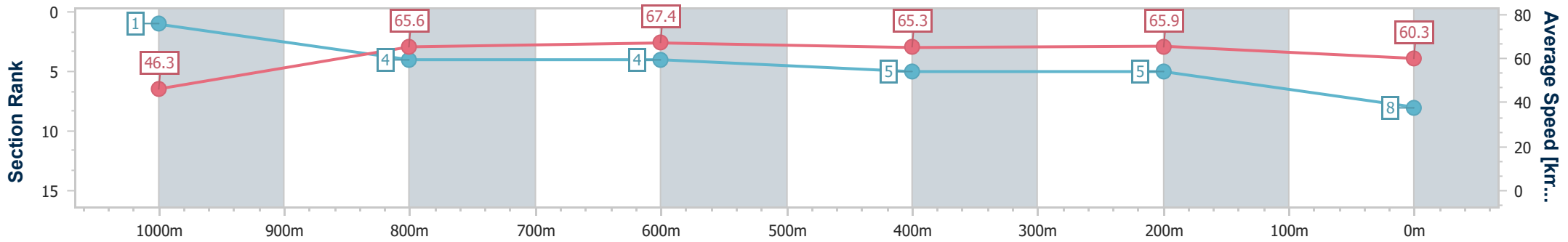


Doomben QLD Professional
Race 5: M2 ELECTRICAL No Metro Wins Handicap - 1110m
 01 February 2025 - 14:33
 Track Rating: Good 4, Weather: Fine, Rail Position: True



BRISBANE
RACING CLUB

Section	Overall	1000m	800m	600m	400m	200m
Section Times	1:04.52 [8] (0:08.56)	0:55.96 [1] (0:11.07)	0:44.89 [4] (0:10.91)	0:33.98 [4] (0:11.10)	0:22.88 [5] (0:10.97)	0:11.91 [5] (0:11.91)
Average Speed [km/h]	46.3	65.6	67.4	65.3	65.9	60.3
Top Speed [km/h]	63.2	66.8	68.3	66.2	67.0	63.7
Avg. Dist. to Rail [m]	11.0	4.4	3.5	1.6	2.6	5.1
Avg. Stride Freq. [Hz]	1.9	2.4	2.5	2.0	2.4	2.2
Avg. Stride Length [m]	6.8	7.4	7.5	9.1	7.6	7.6



- [] Ranking at each section and finish
- .-.- No data available at this section
- NA No data available



Horse/Jockey Name	All Stashed Up
Final Rank	9
Fastest Section Time (Section)	0:09.10 (Overall)
Top Speed [km/h] (Section)	68.8 (800m)
Race State	Finished

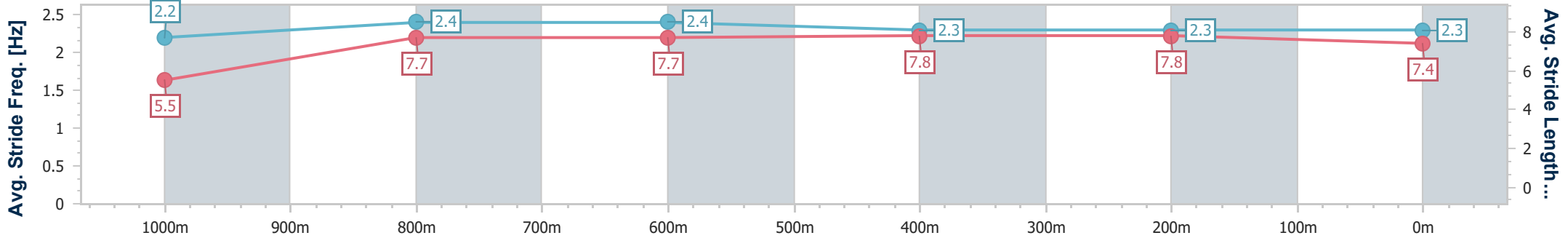
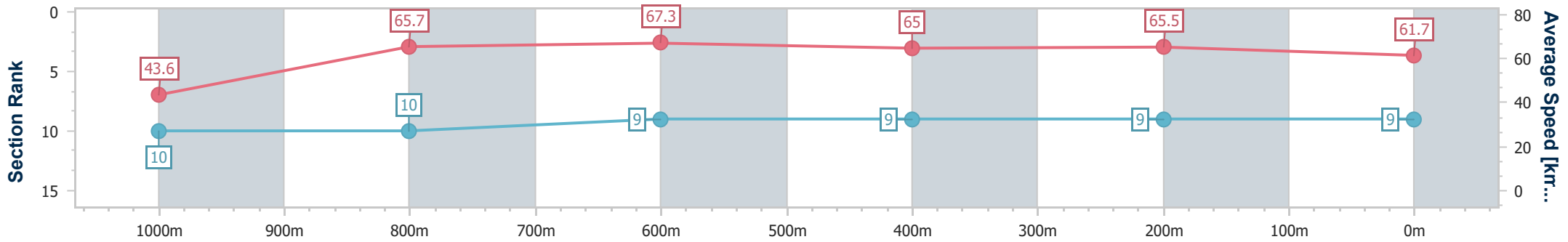


Doomben QLD Professional
Race 5: M2 ELECTRICAL No Metro Wins Handicap - 1110m
 01 February 2025 - 14:33
 Track Rating: Good 4, Weather: Fine, Rail Position: True



BRISBANE
RACING CLUB

Section	Overall	1000m	800m	600m	400m	200m
Section Times	1:04.52 [9] (0:09.10)	0:55.42 [10] (0:11.00)	0:44.42 [10] (0:10.75)	0:33.67 [9] (0:11.03)	0:22.64 [9] (0:10.99)	0:11.65 [9] (0:11.65)
Average Speed [km/h]	43.6	65.7	67.3	65.0	65.5	61.7
Top Speed [km/h]	61.3	67.6	68.8	66.8	66.6	65.2
Avg. Dist. to Rail [m]	6.5	2.2	0.9	0.5	0.8	0.7
Avg. Stride Freq. [Hz]	2.2	2.4	2.4	2.3	2.3	2.3
Avg. Stride Length [m]	5.5	7.7	7.7	7.8	7.8	7.4



- [] Ranking at each section and finish
- .-.- No data available at this section
- NA No data available



Horse/Jockey Name	Mr Wandji
Final Rank	10
Fastest Section Time (Section)	0:08.95 (Overall)
Top Speed [km/h] (Section)	68.4 (800m)
Race State	Finished

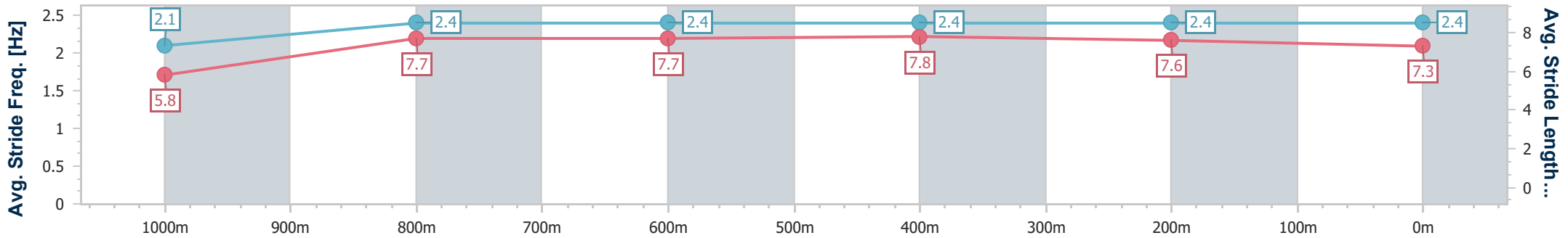
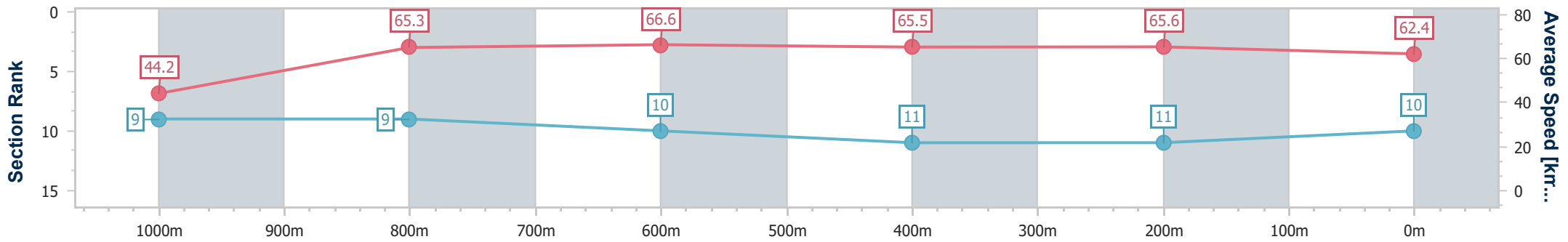


Doomben QLD Professional
Race 5: M2 ELECTRICAL No Metro Wins Handicap - 1110m
 01 February 2025 - 14:33
 Track Rating: Good 4, Weather: Fine, Rail Position: True



BRISBANE
RACING CLUB

Section	Overall	1000m	800m	600m	400m	200m
Section Times	1:04.57 [10] (0:08.95)	0:55.62 [9] (0:11.06)	0:44.56 [9] (0:10.91)	0:33.65 [10] (0:11.11)	0:22.54 [11] (0:10.98)	0:11.56 [11] (0:11.56)
Average Speed [km/h]	44.2	65.3	66.6	65.5	65.6	62.4
Top Speed [km/h]	62.4	67.5	68.4	66.5	66.6	64.8
Avg. Dist. to Rail [m]	9.0	2.2	1.8	1.5	3.1	5.8
Avg. Stride Freq. [Hz]	2.1	2.4	2.4	2.4	2.4	2.4
Avg. Stride Length [m]	5.8	7.7	7.7	7.8	7.6	7.3



- [] Ranking at each section and finish
- .-.- No data available at this section
- NA No data available



Horse/Jockey Name	Saddle Boy
Final Rank	11
Fastest Section Time (Section)	0:08.90 (Overall)
Top Speed [km/h] (Section)	67.4 (800m)
Race State	Finished

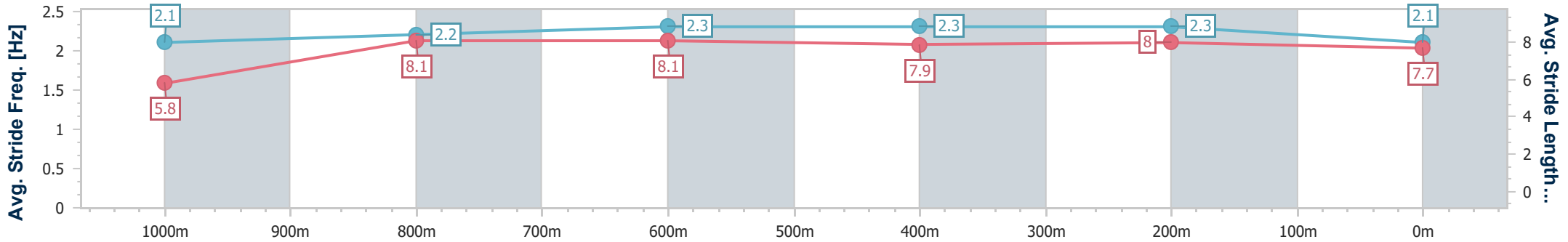
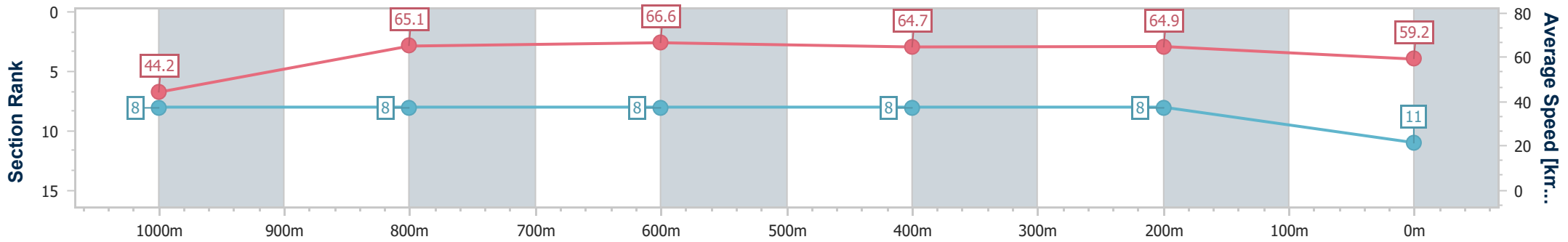


Doomben QLD Professional
Race 5: M2 ELECTRICAL No Metro Wins Handicap - 1110m
 01 February 2025 - 14:33
 Track Rating: Good 4, Weather: Fine, Rail Position: True



BRISBANE
RACING CLUB

Section	Overall	1000m	800m	600m	400m	200m
Section Times	1:04.97 [11] (0:08.90)	0:56.07 [8] (0:11.07)	0:45.00 [8] (0:10.76)	0:34.24 [8] (0:11.07)	0:23.17 [8] (0:11.05)	0:12.12 [8] (0:12.12)
Average Speed [km/h]	44.2	65.1	66.6	64.7	64.9	59.2
Top Speed [km/h]	61.4	66.5	67.4	66.5	65.4	64.5
Avg. Dist. to Rail [m]	4.1	1.0	0.8	1.0	1.1	0.5
Avg. Stride Freq. [Hz]	2.1	2.2	2.3	2.3	2.3	2.1
Avg. Stride Length [m]	5.8	8.1	8.1	7.9	8.0	7.7



- [] Ranking at each section and finish
- .-.- No data available at this section
- NA No data available



Doomben QLD Professional
Race 6: XXXX Class 2 Plate - 1350m
01 February 2025 - 15:10



BRISBANE
RACING CLUB

Track Rating: Good 4, Weather: Fine, Rail Position: True

Section		Overall										Last 600m	
Field Times		1:19.87 (0:11.05)										0:33.77	
		1200m										400m	
		1:08.82 (0:11.54)										0:22.37 (0:11.07)	
		1000m											
		0:57.28 (0:11.69)											
		800m											
		0:45.59 (0:11.82)											
		600m											
		0:33.77 (0:11.40)											
		400m											
		0:22.37 (0:11.07)											
Rank	TAB	Horse/Jockey	Barrier	Top Speed [km/h]	Fastest Section								Distance Travelled [m]
1	3	FUKUBANA Andrew Mallyon	1	67.5 400m	0:10.87 400m	1:19.87 [1] (0:11.40)	1:08.47 [4] (0:11.42)	0:57.05 [3] (0:11.61)	0:45.44 [3] (0:11.91)	0:33.53 [5] (0:11.55)	0:21.98 [5] (0:10.87)	0:33.53	
2	4	NO NAME FRANK Georgina Cartwright	6	68.0 400m	0:10.89 400m	1:20.05 [2] (0:11.05)	1:09.00 [1] (0:11.54)	0:57.46 [1] (0:11.69)	0:45.77 [1] (0:11.84)	0:33.93 [2] (0:11.61)	0:22.32 [3] (0:10.89)	0:33.93	+1
3	16	RED DEFCON Cejay Graham	11	66.8 400m	0:11.00 400m	1:20.06 [3] (0:11.68)	1:08.38 [7] (0:11.20)	0:57.18 [4] (0:11.52)	0:45.66 [2] (0:11.70)	0:33.96 [1] (0:11.47)	0:22.49 [2] (0:11.00)	0:33.96	+7
4	15	PRO FORMA Justin Huxtable	5	67.2 400m	0:10.86 400m	1:20.10 [4] (0:11.56)	1:08.54 [5] (0:11.42)	0:57.12 [6] (0:11.74)	0:45.38 [7] (0:11.89)	0:33.49 [6] (0:11.48)	0:22.01 [7] (0:10.86)	0:33.49	+3
5	11	NAGAMIE Martin Harley	3	66.7 600m	0:10.98 400m	1:20.18 [5] (0:11.29)	1:08.89 [3] (0:11.62)	0:57.27 [5] (0:11.79)	0:45.48 [6] (0:11.96)	0:33.52 [7] (0:11.30)	0:22.22 [6] (0:10.98)	0:33.52	+2
6	17	PER CAPITA Jasper Franklin	4	66.3 400m	0:10.95 400m	1:20.44 [6] (0:11.65)	1:08.79 [6] (0:11.41)	0:57.38 [8] (0:11.82)	0:45.56 [8] (0:11.82)	0:33.74 [8] (0:11.40)	0:22.34 [8] (0:10.95)	0:33.74	-2
7	5	RAMPANT LION Cody Collis	7	67.0 400m	0:10.83 400m	1:20.45 [7] (0:11.74)	1:08.71 [9] (0:11.49)	0:57.22 [9] (0:11.90)	0:45.32 [10] (0:11.80)	0:33.52 [10] (0:11.34)	0:22.18 [10] (0:10.83)	0:33.52	-2
8	6	RED MILE Michael Rodd	9	67.2 400m	0:11.03 400m	1:20.57 [8] (0:11.69)	1:08.88 [8] (0:11.33)	0:57.55 [7] (0:11.65)	0:45.90 [5] (0:11.60)	0:34.30 [3] (0:11.52)	0:22.78 [4] (0:11.03)	0:34.30	+7
9	1	BOLD SMUGGLER Boris Thornton	10	66.1 400m	0:10.97 400m	1:20.75 [9] (0:11.95)	1:08.80 [10] (0:11.34)	0:57.46 [10] (0:11.73)	0:45.73 [9] (0:11.73)	0:34.00 [9] (0:11.43)	0:22.57 [9] (0:10.97)	0:34.00	-2
10	10	SO BRIGHT Emily Lang	8	64.5 600m	0:11.18 600m	1:20.98 [10] (0:11.24)	1:09.74 [2] (0:11.54)	0:58.20 [2] (0:11.78)	0:46.42 [4] (0:11.76)	0:34.66 [4] (0:11.18)	0:23.48 [1] (0:11.21)	0:34.66	+3

Scratched: Tarex (#7), Boom Shot (#2), Valantino Roc (#8), West Cork (#9), Isle Ornsay (#12), Jamaican Mecrazy (#13), Shapin Power (#14)

[] Ranking at each section and finish
 -:-:- No data available at this section
 NA No data available

SCN Saddle cloth number
 DNF Did not finish
 DNT Did not track



Doomben QLD Professional
Race 6: XXXX Class 2 Plate - 1350m
01 February 2025 - 15:10



Track Rating: Good 4, Weather: Fine, Rail Position: True

Section				200m				Last 600m	
Field Times				0:11.30				0:33.77	
Rank	TAB	Horse/Jockey	Barrier	Top Speed [km/h]	Fastest Section	Margin			Distance Travelled [m]
1	3	FUKUBANA Andrew Mallyon	1	67.5 400m	0:10.87 400m	0:11.11 [4] (0:11.11)	1:19.87		0:33.53
2	4	NO NAME FRANK Georgina Cartwright	6	68.0 400m	0:10.89 400m	0:11.43 [2] (0:11.43)	1.07L		0:33.93 +1
3	16	RED DEFCON Cejay Graham	11	66.8 400m	0:11.00 400m	0:11.49 [1] (0:11.49)	1.13L		0:33.96 +7
4	15	PRO FORMA Justin Huxtable	5	67.2 400m	0:10.86 400m	0:11.15 [7] (0:11.15)	1.36L		0:33.49 +3
5	11	NAGAMIE Martin Harley	3	66.7 600m	0:10.98 400m	0:11.24 [6] (0:11.24)	1.85L		0:33.52 +2
6	17	PER CAPITA Jasper Franklin	4	66.3 400m	0:10.95 400m	0:11.39 [8] (0:11.39)	3.35L		0:33.74 -2
7	5	RAMPANT LION Cody Collis	7	67.0 400m	0:10.83 400m	0:11.35 [9] (0:11.35)	3.43L		0:33.52 -2
8	6	RED MILE Michael Rodd	9	67.2 400m	0:11.03 400m	0:11.75 [5] (0:11.75)	4.11L		0:34.30 +7
9	1	BOLD SMUGGLER Boris Thornton	10	66.1 400m	0:10.97 400m	0:11.60 [10] (0:11.60)	5.15L		0:34.00 -2
10	10	SO BRIGHT Emily Lang	8	64.5 600m	0:11.18 600m	0:12.27 [3] (0:12.27)	6.53L		0:34.66 +3

Scratched: Tarex (#7), Boom Shot (#2), Valantino Roc (#8), West Cork (#9), Isle Ornsay (#12), Jamaican Mecrazy (#13), Shapin Power (#14)

[] Ranking at each section and finish
 -:-:- No data available at this section
 NA No data available

SCN Saddle cloth number
 DNF Did not finish
 DNT Did not track



Horse/Jockey Name	Fukubana
Final Rank	1
Fastest Section Time (Section)	0:10.87 (400m)
Top Speed [km/h] (Section)	67.5 (400m)
Race State	Finished

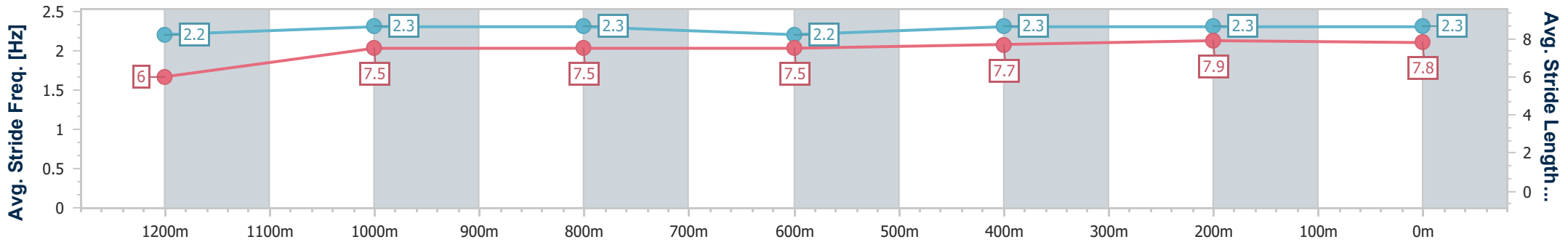
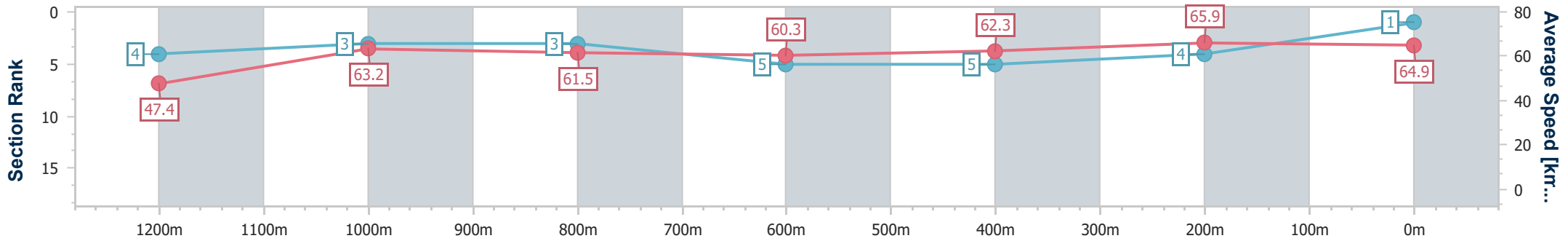


Doomben QLD Professional
Race 6: XXXX Class 2 Plate - 1350m
01 February 2025 - 15:10
Track Rating: Good 4, Weather: Fine, Rail Position: True



BRISBANE
RACING CLUB

Section	Overall	1200m	1000m	800m	600m	400m	200m
Section Times	1:19.87 [1] (0:11.40)	1:08.47 [4] (0:11.42)	0:57.05 [3] (0:11.61)	0:45.44 [3] (0:11.91)	0:33.53 [5] (0:11.55)	0:21.98 [5] (0:10.87)	0:11.11 [4] (0:11.11)
Average Speed [km/h]	47.4	63.2	61.5	60.3	62.3	65.9	64.9
Top Speed [km/h]	62.2	64.0	62.4	61.5	64.6	67.5	66.6
Avg. Dist. to Rail [m]	1.3	1.1	2.3	1.3	1.1	0.8	1.3
Avg. Stride Freq. [Hz]	2.2	2.3	2.3	2.2	2.3	2.3	2.3
Avg. Stride Length [m]	6.0	7.5	7.5	7.5	7.7	7.9	7.8



- [] Ranking at each section and finish
- .-.- No data available at this section
- NA No data available



Horse/Jockey Name	No Name Frank
Final Rank	2
Fastest Section Time (Section)	0:10.89 (400m)
Top Speed [km/h] (Section)	68.0 (400m)
Race State	Finished

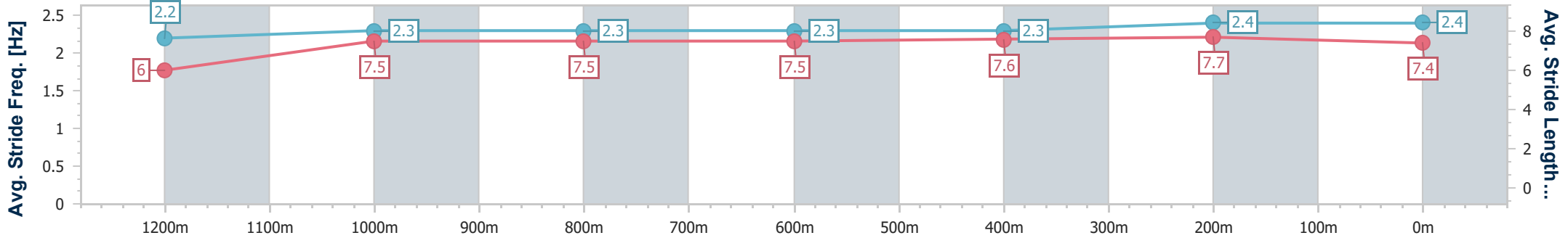
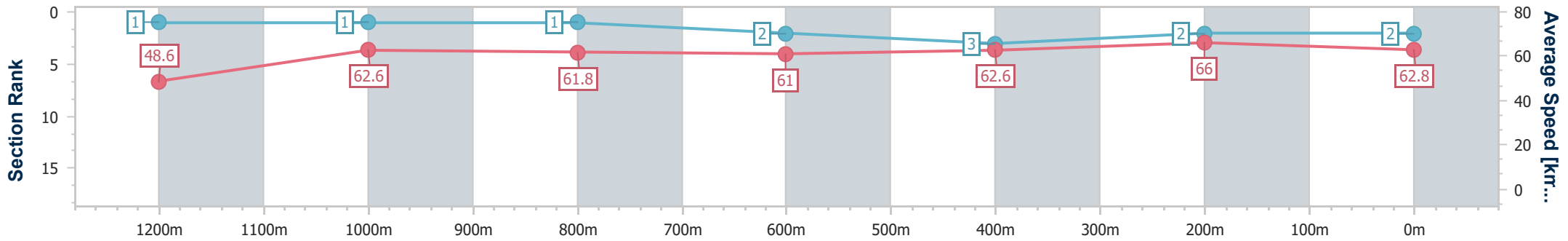


Doomben QLD Professional
Race 6: XXXX Class 2 Plate - 1350m
01 February 2025 - 15:10
Track Rating: Good 4, Weather: Fine, Rail Position: True



BRISBANE
RACING CLUB

Section	Overall	1200m	1000m	800m	600m	400m	200m
Section Times	1:20.05 [2] (0:11.05)	1:09.00 [1] (0:11.54)	0:57.46 [1] (0:11.69)	0:45.77 [1] (0:11.84)	0:33.93 [2] (0:11.61)	0:22.32 [3] (0:10.89)	0:11.43 [2] (0:11.43)
Average Speed [km/h]	48.6	62.6	61.8	61.0	62.6	66.0	62.8
Top Speed [km/h]	65.7	65.8	62.1	62.6	65.0	68.0	65.7
Avg. Dist. to Rail [m]	8.3	4.5	0.7	1.1	1.4	0.7	1.4
Avg. Stride Freq. [Hz]	2.2	2.3	2.3	2.3	2.3	2.4	2.4
Avg. Stride Length [m]	6.0	7.5	7.5	7.5	7.6	7.7	7.4



- [] Ranking at each section and finish
- .-.-.- No data available at this section
- NA No data available



Horse/Jockey Name	Red Defcon
Final Rank	3
Fastest Section Time (Section)	0:11.00 (400m)
Top Speed [km/h] (Section)	66.8 (400m)
Race State	Finished

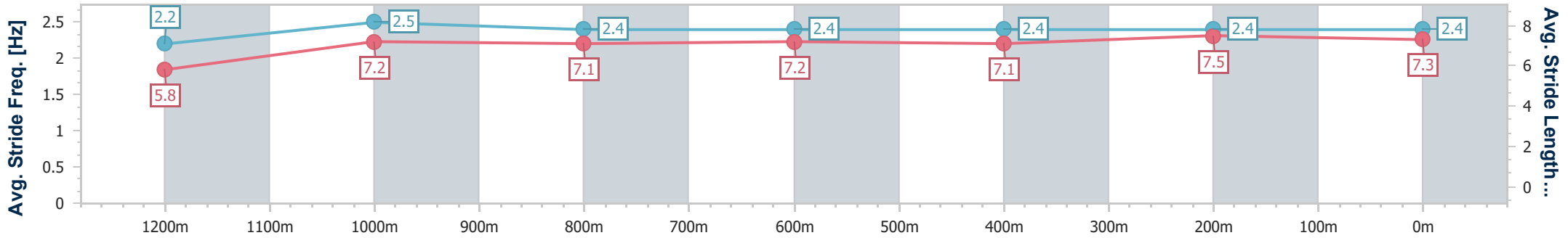
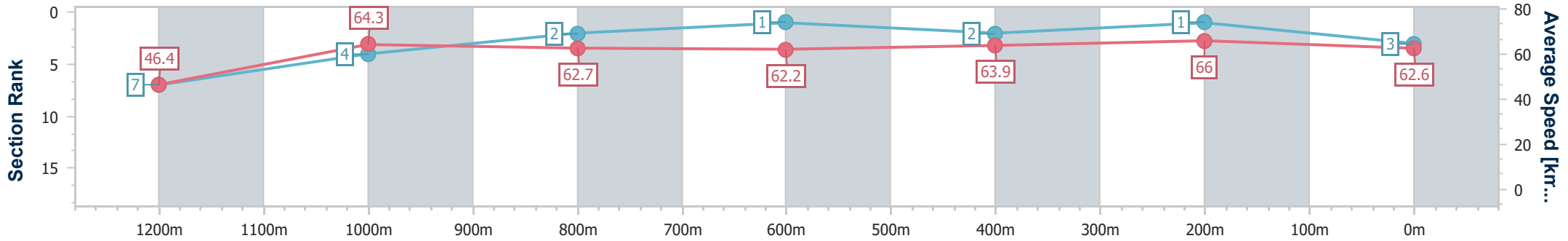


Doomben QLD Professional
Race 6: XXXX Class 2 Plate - 1350m
01 February 2025 - 15:10
Track Rating: Good 4, Weather: Fine, Rail Position: True



BRISBANE
RACING CLUB

Section	Overall	1200m	1000m	800m	600m	400m	200m
Section Times	1:20.06 [3] (0:11.68)	1:08.38 [7] (0:11.20)	0:57.18 [4] (0:11.52)	0:45.66 [2] (0:11.70)	0:33.96 [1] (0:11.47)	0:22.49 [2] (0:11.00)	0:11.49 [1] (0:11.49)
Average Speed [km/h]	46.4	64.3	62.7	62.2	63.9	66.0	62.6
Top Speed [km/h]	63.2	65.7	64.5	63.1	65.2	66.8	65.7
Avg. Dist. to Rail [m]	11.2	4.5	1.8	2.1	2.7	4.6	4.7
Avg. Stride Freq. [Hz]	2.2	2.5	2.4	2.4	2.4	2.4	2.4
Avg. Stride Length [m]	5.8	7.2	7.1	7.2	7.1	7.5	7.3



- [] Ranking at each section and finish
- .-.- No data available at this section
- NA No data available



Horse/Jockey Name	Pro Forma
Final Rank	4
Fastest Section Time (Section)	0:10.86 (400m)
Top Speed [km/h] (Section)	67.2 (400m)
Race State	Finished

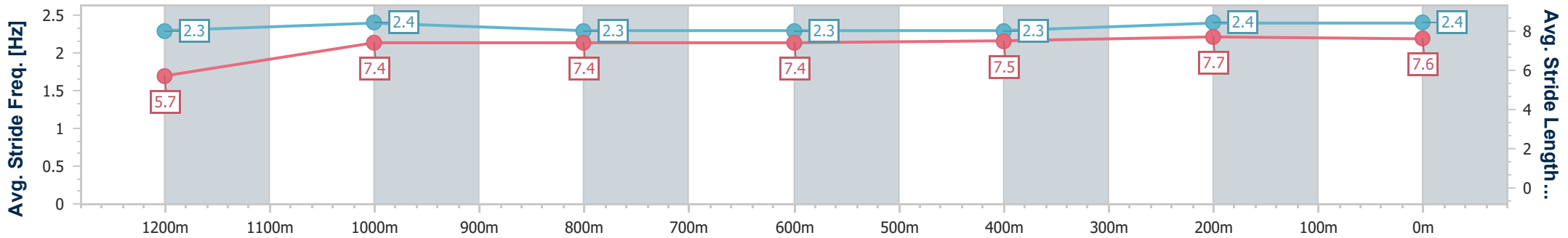
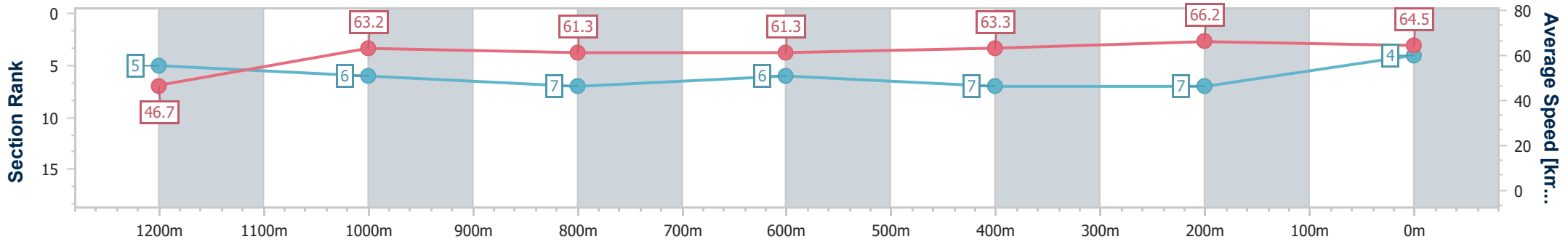


Doomben QLD Professional
Race 6: XXXX Class 2 Plate - 1350m
 01 February 2025 - 15:10
 Track Rating: Good 4, Weather: Fine, Rail Position: True



BRISBANE
RACING CLUB

Section	Overall	1200m	1000m	800m	600m	400m	200m
Section Times	1:20.10 [4] (0:11.56)	1:08.54 [5] (0:11.42)	0:57.12 [6] (0:11.74)	0:45.38 [7] (0:11.89)	0:33.49 [6] (0:11.48)	0:22.01 [7] (0:10.86)	0:11.15 [7] (0:11.15)
Average Speed [km/h]	46.7	63.2	61.3	61.3	63.3	66.2	64.5
Top Speed [km/h]	63.5	64.0	62.4	62.0	64.9	67.2	66.8
Avg. Dist. to Rail [m]	6.2	2.1	0.6	2.1	1.5	0.8	2.4
Avg. Stride Freq. [Hz]	2.3	2.4	2.3	2.3	2.3	2.4	2.4
Avg. Stride Length [m]	5.7	7.4	7.4	7.4	7.5	7.7	7.6



- [] Ranking at each section and finish
- .-.- No data available at this section
- NA No data available



Horse/Jockey Name	Nagamie
Final Rank	5
Fastest Section Time (Section)	0:10.98 (400m)
Top Speed [km/h] (Section)	66.7 (600m)
Race State	Finished

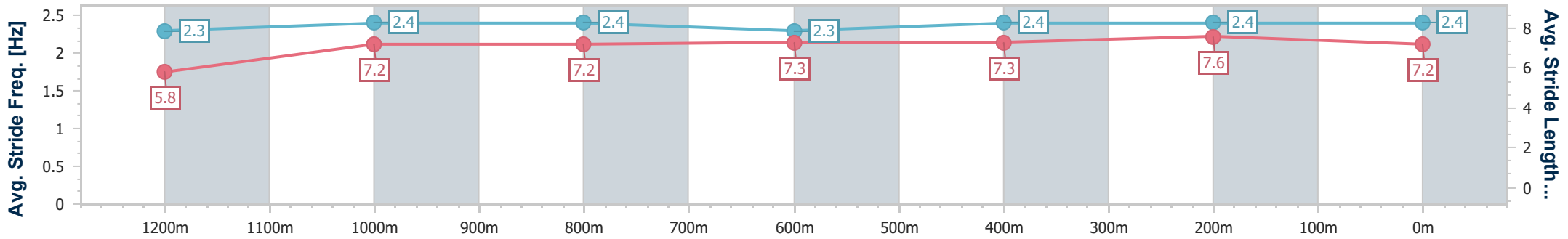
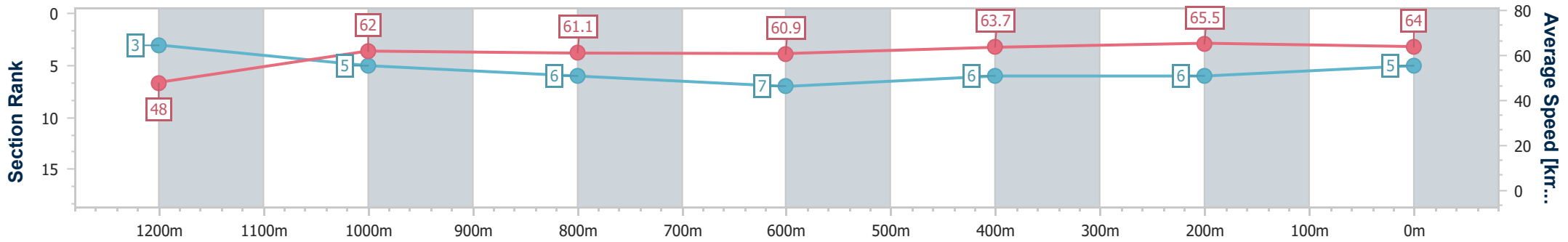


Doomben QLD Professional
Race 6: XXXX Class 2 Plate - 1350m
01 February 2025 - 15:10
Track Rating: Good 4, Weather: Fine, Rail Position: True



BRISBANE
RACING CLUB

Section	Overall	1200m	1000m	800m	600m	400m	200m
Section Times	1:20.18 [5] (0:11.29)	1:08.89 [3] (0:11.62)	0:57.27 [5] (0:11.79)	0:45.48 [6] (0:11.96)	0:33.52 [7] (0:11.30)	0:22.22 [6] (0:10.98)	0:11.24 [6] (0:11.24)
Average Speed [km/h]	48.0	62.0	61.1	60.9	63.7	65.5	64.0
Top Speed [km/h]	62.7	63.2	62.3	62.8	66.7	66.4	66.3
Avg. Dist. to Rail [m]	5.2	2.8	1.5	2.1	0.5	1.8	3.9
Avg. Stride Freq. [Hz]	2.3	2.4	2.4	2.3	2.4	2.4	2.4
Avg. Stride Length [m]	5.8	7.2	7.2	7.3	7.3	7.6	7.2



- [] Ranking at each section and finish
- .-.- No data available at this section
- NA No data available



Horse/Jockey Name	Per Capita
Final Rank	6
Fastest Section Time (Section)	0:10.95 (400m)
Top Speed [km/h] (Section)	66.3 (400m)
Race State	Finished

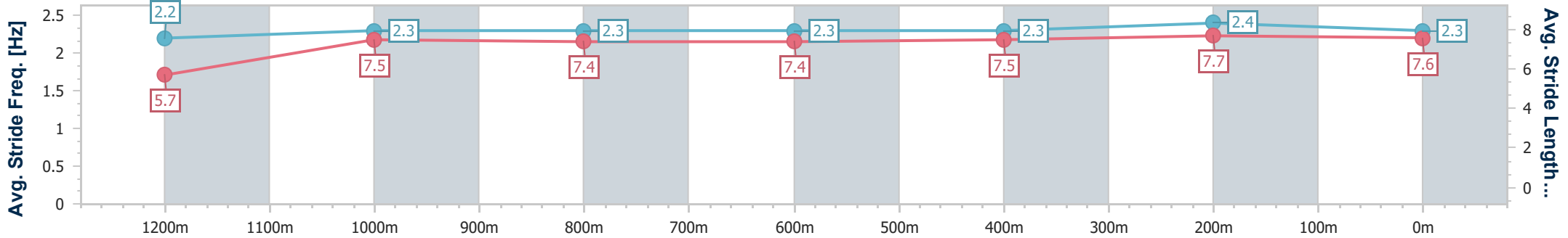
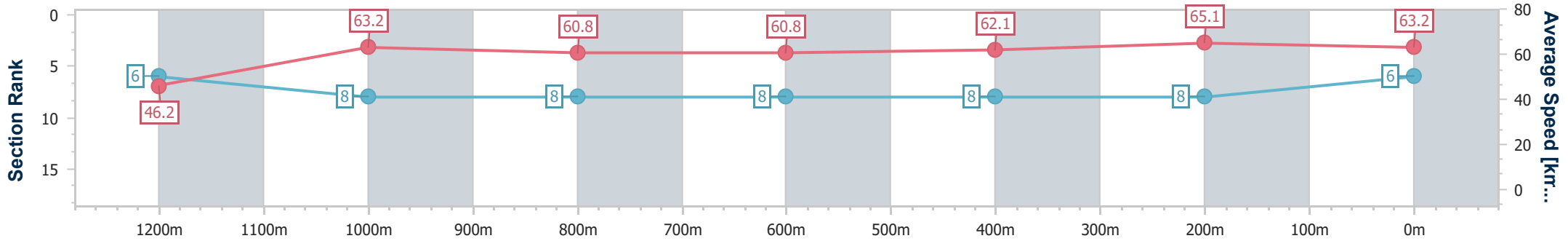


Doomben QLD Professional
Race 6: XXXX Class 2 Plate - 1350m
01 February 2025 - 15:10
Track Rating: Good 4, Weather: Fine, Rail Position: True



BRISBANE
RACING CLUB

Section	Overall	1200m	1000m	800m	600m	400m	200m
Section Times	1:20.44 [6] (0:11.65)	1:08.79 [6] (0:11.41)	0:57.38 [8] (0:11.82)	0:45.56 [8] (0:11.82)	0:33.74 [8] (0:11.40)	0:22.34 [8] (0:10.95)	0:11.39 [8] (0:11.39)
Average Speed [km/h]	46.2	63.2	60.8	60.8	62.1	65.1	63.2
Top Speed [km/h]	63.3	64.7	62.4	61.5	64.2	66.3	65.7
Avg. Dist. to Rail [m]	4.5	1.1	0.1	0.7	2.7	3.4	1.0
Avg. Stride Freq. [Hz]	2.2	2.3	2.3	2.3	2.3	2.4	2.3
Avg. Stride Length [m]	5.7	7.5	7.4	7.4	7.5	7.7	7.6



- [] Ranking at each section and finish
- .-.- No data available at this section
- NA No data available



Horse/Jockey Name	Rampant Lion
Final Rank	7
Fastest Section Time (Section)	0:10.83 (400m)
Top Speed [km/h] (Section)	67.0 (400m)
Race State	Finished

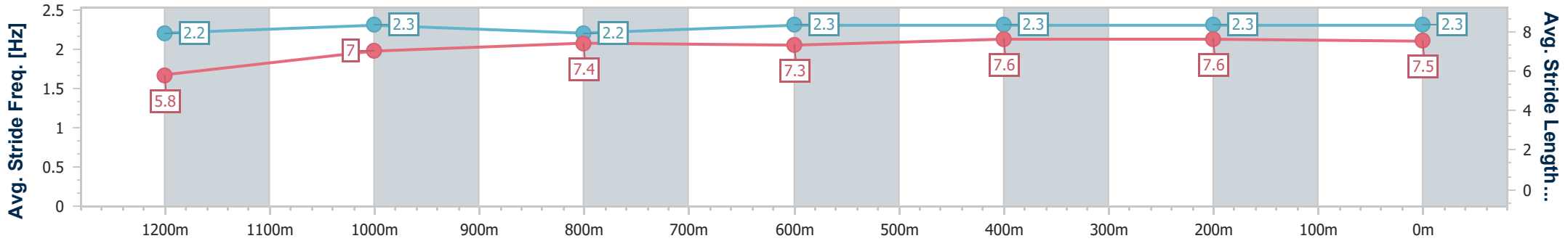
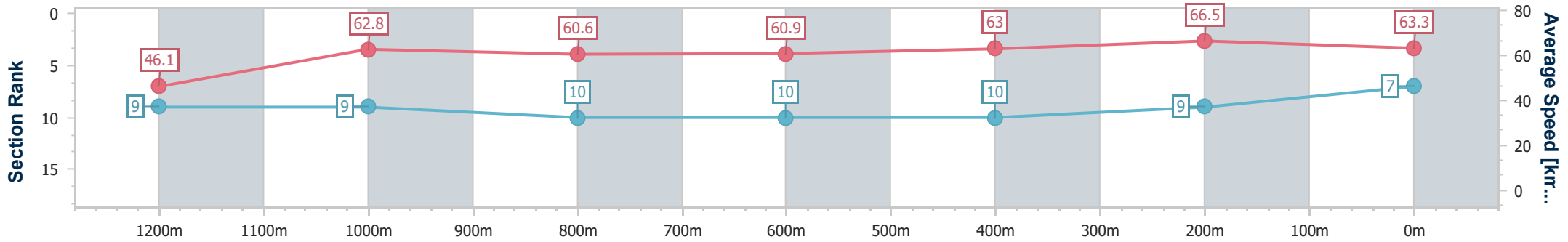


Doomben QLD Professional
Race 6: XXXX Class 2 Plate - 1350m
01 February 2025 - 15:10
Track Rating: Good 4, Weather: Fine, Rail Position: True



BRISBANE
RACING CLUB

Section	Overall	1200m	1000m	800m	600m	400m	200m
Section Times	1:20.45 [7] (0:11.74)	1:08.71 [9] (0:11.49)	0:57.22 [9] (0:11.90)	0:45.32 [10] (0:11.80)	0:33.52 [10] (0:11.34)	0:22.18 [10] (0:10.83)	0:11.35 [9] (0:11.35)
Average Speed [km/h]	46.1	62.8	60.6	60.9	63.0	66.5	63.3
Top Speed [km/h]	61.6	63.9	61.7	62.4	65.2	67.0	66.7
Avg. Dist. to Rail [m]	7.3	2.7	1.3	0.3	1.4	2.5	5.7
Avg. Stride Freq. [Hz]	2.2	2.3	2.2	2.3	2.3	2.3	2.3
Avg. Stride Length [m]	5.8	7.0	7.4	7.3	7.6	7.6	7.5



- [] Ranking at each section and finish
- .-.- No data available at this section
- NA No data available



Horse/Jockey Name	Red Mile
Final Rank	8
Fastest Section Time (Section)	0:11.03 (400m)
Top Speed [km/h] (Section)	67.2 (400m)
Race State	Finished

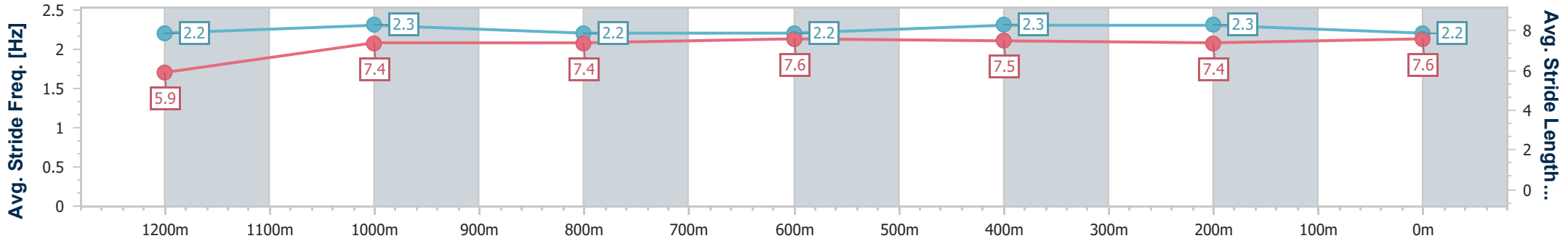
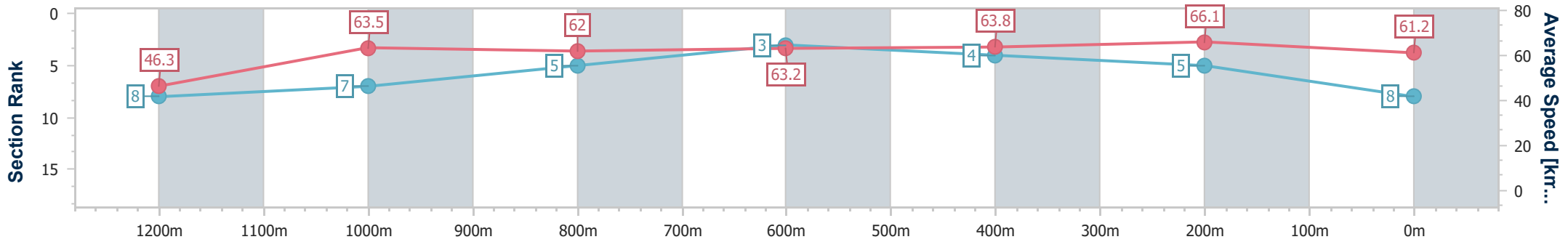


Doomben QLD Professional
Race 6: XXXX Class 2 Plate - 1350m
01 February 2025 - 15:10
Track Rating: Good 4, Weather: Fine, Rail Position: True



BRISBANE
RACING CLUB

Section	Overall	1200m	1000m	800m	600m	400m	200m
Section Times	1:20.57 [8] (0:11.69)	1:08.88 [8] (0:11.33)	0:57.55 [7] (0:11.65)	0:45.90 [5] (0:11.60)	0:34.30 [3] (0:11.52)	0:22.78 [4] (0:11.03)	0:11.75 [5] (0:11.75)
Average Speed [km/h]	46.3	63.5	62.0	63.2	63.8	66.1	61.2
Top Speed [km/h]	61.3	65.0	63.9	64.1	65.9	67.2	64.4
Avg. Dist. to Rail [m]	8.9	2.9	1.9	3.3	3.9	6.6	9.6
Avg. Stride Freq. [Hz]	2.2	2.3	2.2	2.2	2.3	2.3	2.2
Avg. Stride Length [m]	5.9	7.4	7.4	7.6	7.5	7.4	7.6



- [] Ranking at each section and finish
- .-.- No data available at this section
- NA No data available



Horse/Jockey Name	Bold Smuggler
Final Rank	9
Fastest Section Time (Section)	0:10.97 (400m)
Top Speed [km/h] (Section)	66.1 (400m)
Race State	Finished

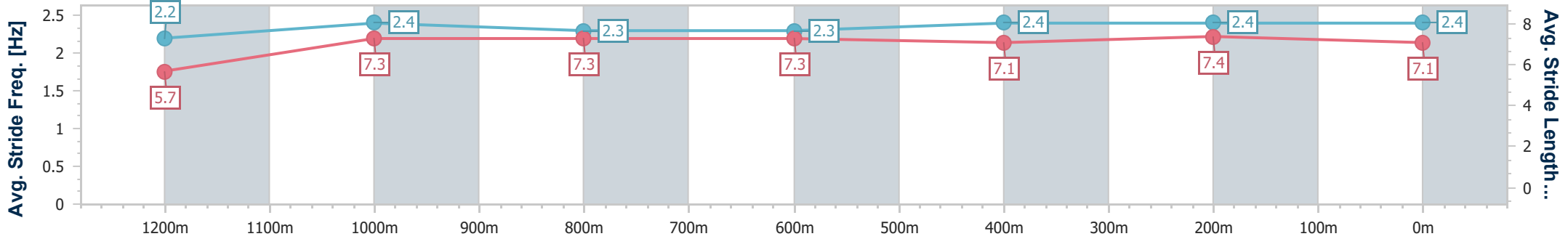
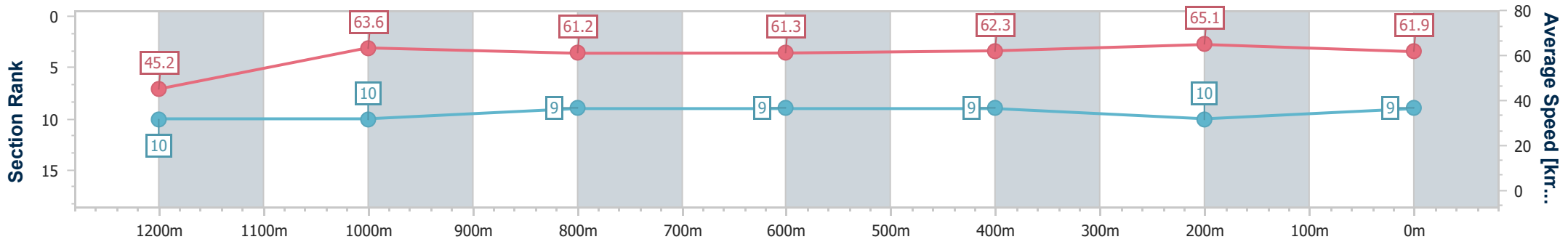


Doomben QLD Professional
Race 6: XXXX Class 2 Plate - 1350m
01 February 2025 - 15:10
Track Rating: Good 4, Weather: Fine, Rail Position: True



BRISBANE
RACING CLUB

Section	Overall	1200m	1000m	800m	600m	400m	200m
Section Times	1:20.75 [9] (0:11.95)	1:08.80 [10] (0:11.34)	0:57.46 [10] (0:11.73)	0:45.73 [9] (0:11.73)	0:34.00 [9] (0:11.43)	0:22.57 [9] (0:10.97)	0:11.60 [10] (0:11.60)
Average Speed [km/h]	45.2	63.6	61.2	61.3	62.3	65.1	61.9
Top Speed [km/h]	60.0	65.2	62.4	62.5	63.2	66.1	65.8
Avg. Dist. to Rail [m]	9.7	1.3	0.4	0.6	2.1	2.3	1.2
Avg. Stride Freq. [Hz]	2.2	2.4	2.3	2.3	2.4	2.4	2.4
Avg. Stride Length [m]	5.7	7.3	7.3	7.3	7.1	7.4	7.1



- [] Ranking at each section and finish
- .-.- No data available at this section
- NA No data available



Horse/Jockey Name	So Bright
Final Rank	10
Fastest Section Time (Section)	0:11.18 (600m)
Top Speed [km/h] (Section)	64.5 (600m)
Race State	Finished

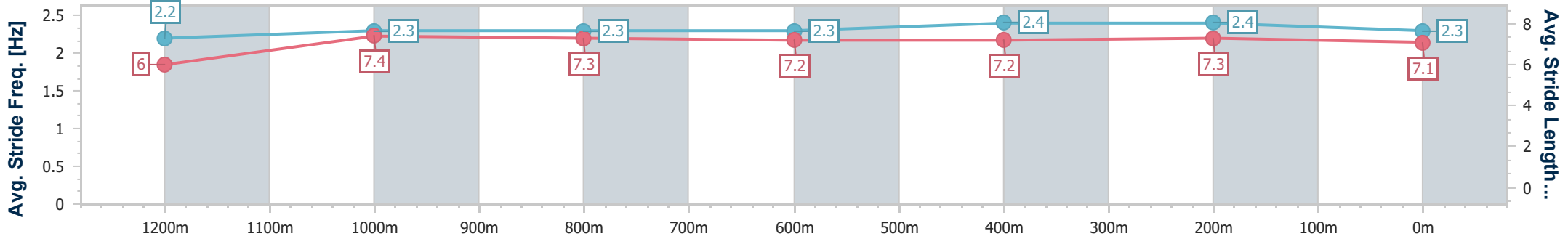
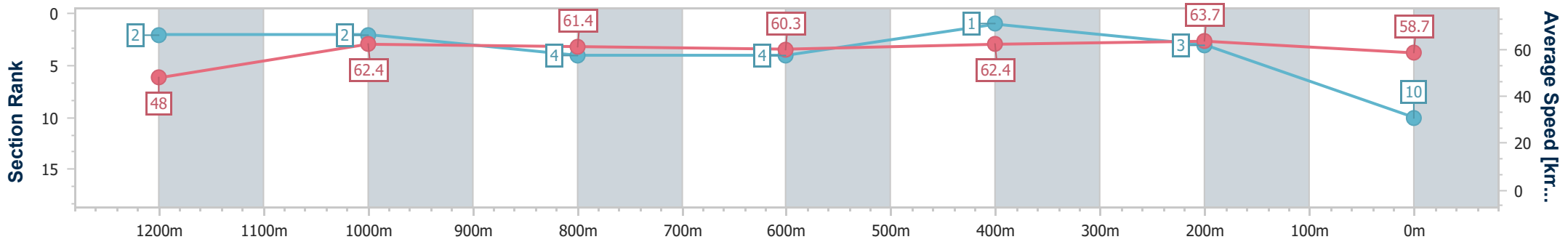


Doomben QLD Professional
Race 6: XXXX Class 2 Plate - 1350m
01 February 2025 - 15:10
Track Rating: Good 4, Weather: Fine, Rail Position: True



BRISBANE
RACING CLUB

Section	Overall	1200m	1000m	800m	600m	400m	200m
Section Times	1:20.98 [10] (0:11.24)	1:09.74 [2] (0:11.54)	0:58.20 [2] (0:11.78)	0:46.42 [4] (0:11.76)	0:34.66 [4] (0:11.18)	0:23.48 [1] (0:11.21)	0:12.27 [3] (0:12.27)
Average Speed [km/h]	48.0	62.4	61.4	60.3	62.4	63.7	58.7
Top Speed [km/h]	62.1	62.8	62.2	61.3	64.5	64.5	62.2
Avg. Dist. to Rail [m]	10.3	5.5	1.3	2.6	5.3	3.0	1.6
Avg. Stride Freq. [Hz]	2.2	2.3	2.3	2.3	2.4	2.4	2.3
Avg. Stride Length [m]	6.0	7.4	7.3	7.2	7.2	7.3	7.1



- [] Ranking at each section and finish
- .-.- No data available at this section
- NA No data available



Doomben QLD Professional
Race 7: STRADBROKE SEASON BOOK NOW QTIS Three-Year-Old
Handicap - 1200m
01 February 2025 - 15:48



BRISBANE
RACING CLUB

Track Rating: Good 4, Weather: Fine, Rail Position: True

Section		Field Times										Last 600m	
		Overall	1000m	800m	600m	400m	200m						0:34.20
		1:09.74 (0:13.28)	0:56.46 (0:10.75)	0:45.71 (0:11.51)	0:34.20 (0:11.32)	0:22.88 (0:11.04)	0:11.84 (0:11.84)						
Rank	TAB Horse/Jockey	Barrier	Top Speed [km/h]	Fastest Section							Margin	Distance Travelled [m]	
1	8 JUST PRECIOUS Cody Collis	1	69.2 1000m	0:10.66 1000m	1:09.74 [1] (0:13.61)	0:56.13 [4] (0:10.66)	0:45.47 [4] (0:11.51)	0:33.96 [4] (0:11.29)	0:22.67 [3] (0:10.92)	0:11.75 [2] (0:11.75)	1:09.74	0:33.96	
2	4 MR BUBBALUSKI Taylor Marshall	8	68.0 1000m	0:10.71 1000m	1:10.10 [2] (0:14.09)	0:56.01 [9] (0:10.71)	0:45.30 [9] (0:11.42)	0:33.88 [9] (0:11.17)	0:22.71 [6] (0:11.00)	0:11.71 [5] (0:11.71)	2.09L	0:33.88	+0
3	2 PETTICOAT Kyle Wilson-Taylor	9	68.7 1000m	0:10.75 1000m	1:10.15 [3] (0:13.28)	0:56.87 [1] (0:10.75)	0:46.12 [1] (0:11.51)	0:34.61 [1] (0:11.32)	0:23.29 [1] (0:11.04)	0:12.25 [1] (0:12.25)	2.43L	0:34.61	-2
4	3 RUN LUCY RUN Boris Thornton	2	68.8 1000m	0:10.86 1000m	1:10.19 [4] (0:13.66)	0:56.53 [5] (0:10.86)	0:45.67 [6] (0:11.51)	0:34.16 [5] (0:11.20)	0:22.96 [5] (0:10.90)	0:12.06 [3] (0:12.06)	2.61L	0:34.16	+4
5	5 TERRITORY ASH Robbie Dolan	4	68.6 1000m	0:10.77 1000m	1:10.28 [5] (0:13.87)	0:56.41 [8] (0:10.77)	0:45.64 [8] (0:11.50)	0:34.14 [7] (0:11.31)	0:22.83 [8] (0:10.98)	0:11.85 [8] (0:11.85)	3.15L	0:34.14	+1
6	11 BLAKEMORE AVENUE Angela Jones	5	68.8 1000m	0:10.76 1000m	1:10.46 [6] (0:13.83)	0:56.63 [7] (0:10.76)	0:45.87 [7] (0:11.60)	0:34.27 [8] (0:11.28)	0:22.99 [9] (0:10.92)	0:12.07 [5] (0:12.07)	4.26L	0:34.27	+1
7	9 READY TO SCHIPP Luke Dempsey	6	68.7 1000m	0:10.71 1000m	1:10.47 [7] (0:13.79)	0:56.68 [6] (0:10.71)	0:45.97 [5] (0:11.63)	0:34.34 [6] (0:11.29)	0:23.05 [7] (0:11.04)	0:12.01 [9] (0:12.01)	4.31L	0:34.34	+6
8	7 KINGDOM UNDERSIEGE Andrew Mallyon	3	69.2 1000m	0:10.77 1000m	1:10.48 [8] (0:13.33)	0:57.15 [2] (0:10.77)	0:46.38 [2] (0:11.55)	0:34.83 [2] (0:11.30)	0:23.53 [2] (0:11.19)	0:12.34 [4] (0:12.34)	4.36L	0:34.83	+4
9	1 MISHANI ALOHA Jasper Franklin	7	69.2 Overall	0:10.73 1000m	1:11.08 [9] (0:13.41)	0:57.67 [3] (0:10.73)	0:46.94 [3] (0:11.56)	0:35.38 [3] (0:11.42)	0:23.96 [4] (0:11.27)	0:12.69 [7] (0:12.69)	7.88L	0:35.38	+8

Scratched: Their Finest Hour (#10), Surprise Honey (#6)

[] Ranking at each section and finish
 -:-:- No data available at this section
 NA No data available

SCN Saddle cloth number
 DNF Did not finish
 DNT Did not track



Horse/Jockey Name	Just Precious
Final Rank	1
Fastest Section Time (Section)	0:10.66 (1000m)
Top Speed [km/h] (Section)	69.2 (1000m)
Race State	Finished



Doomben QLD Professional
Race 7: STRADBROKE SEASON BOOK NOW QTIS Three-Year-Old Handicap - 1200m

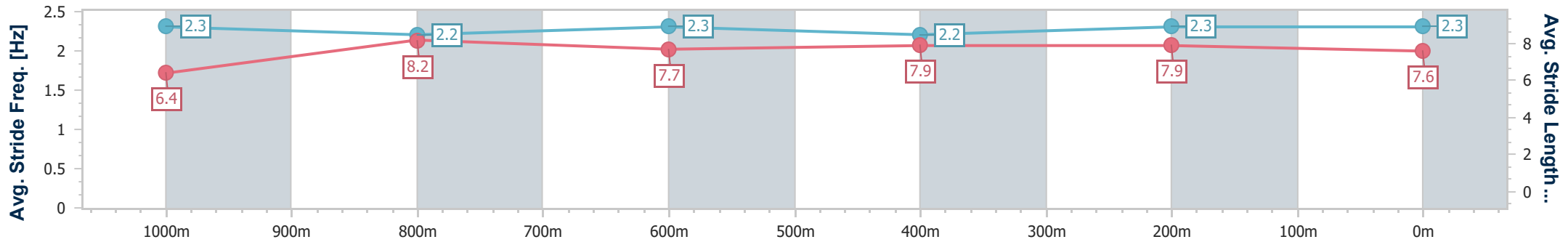
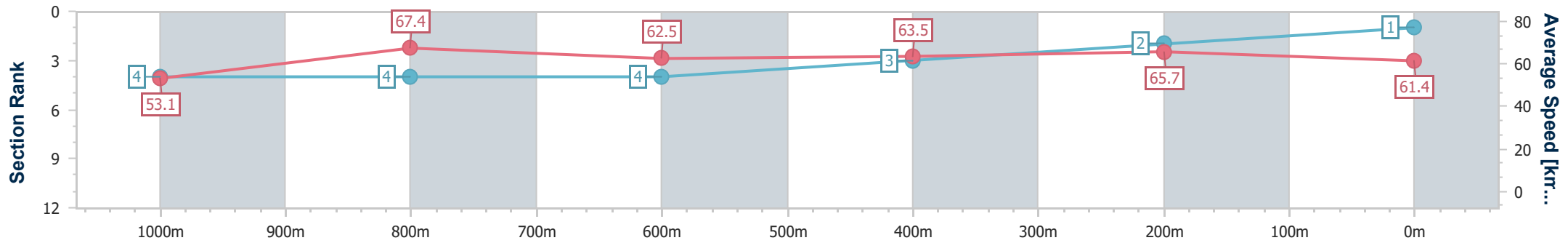
01 February 2025 - 15:48

Track Rating: Good 4, Weather: Fine, Rail Position: True



BRISBANE RACING CLUB

Section	Overall	1000m	800m	600m	400m	200m
Section Times	1:09.74 [1] (0:13.61)	0:56.13 [4] (0:10.66)	0:45.47 [4] (0:11.51)	0:33.96 [4] (0:11.29)	0:22.67 [3] (0:10.92)	0:11.75 [2] (0:11.75)
Average Speed [km/h]	53.1	67.4	62.5	63.5	65.7	61.4
Top Speed [km/h]	68.0	69.2	64.3	65.0	66.6	64.8
Avg. Dist. to Rail [m]	1.0	0.2	0.3	0.9	1.1	1.2
Avg. Stride Freq. [Hz]	2.3	2.2	2.3	2.2	2.3	2.3
Avg. Stride Length [m]	6.4	8.2	7.7	7.9	7.9	7.6



- [] Ranking at each section and finish
- .-.- No data available at this section
- NA No data available



Horse/Jockey Name	Mr Bubbaluski
Final Rank	2
Fastest Section Time (Section)	0:10.71 (1000m)
Top Speed [km/h] (Section)	68.0 (1000m)
Race State	Finished

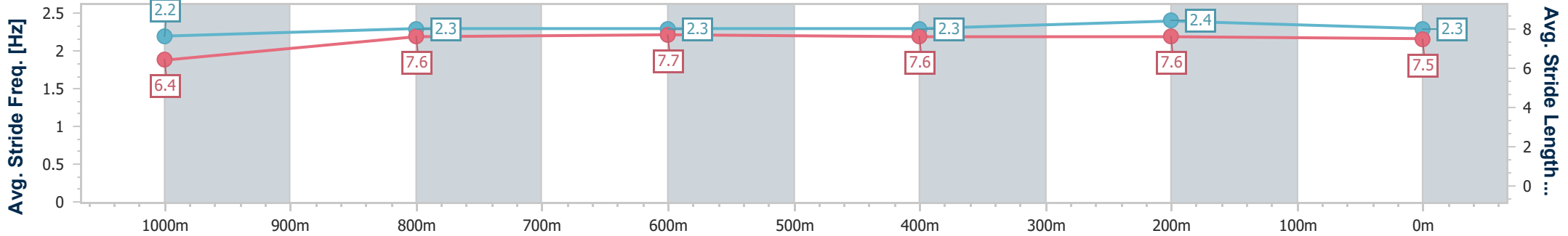
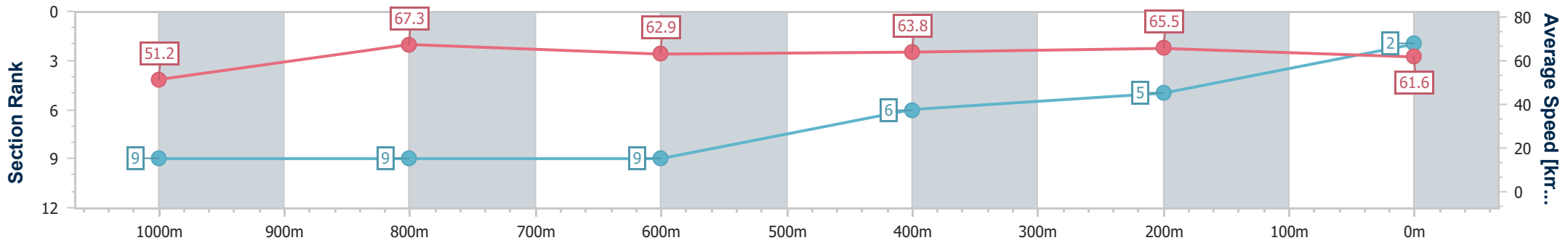


Doomben QLD Professional
Race 7: STRADBROKE SEASON BOOK NOW QTIS Three-Year-Old Handicap - 1200m
 01 February 2025 - 15:48
 Track Rating: Good 4, Weather: Fine, Rail Position: True



BRISBANE RACING CLUB

Section	Overall	1000m	800m	600m	400m	200m
Section Times	1:10.10 [2] (0:14.09)	0:56.01 [9] (0:10.71)	0:45.30 [9] (0:11.42)	0:33.88 [9] (0:11.17)	0:22.71 [6] (0:11.00)	0:11.71 [5] (0:11.71)
Average Speed [km/h]	51.2	67.3	62.9	63.8	65.5	61.6
Top Speed [km/h]	66.1	68.0	65.6	65.1	66.3	64.7
Avg. Dist. to Rail [m]	6.9	1.9	1.1	1.8	2.3	2.7
Avg. Stride Freq. [Hz]	2.2	2.3	2.3	2.3	2.4	2.3
Avg. Stride Length [m]	6.4	7.6	7.7	7.6	7.6	7.5



- [] Ranking at each section and finish
- .-.- No data available at this section
- NA No data available



Horse/Jockey Name	Petticoat
Final Rank	3
Fastest Section Time (Section)	0:10.75 (1000m)
Top Speed [km/h] (Section)	68.7 (1000m)
Race State	Finished



Doomben QLD Professional
 Race 7: STRADBROKE SEASON BOOK NOW QTIS Three-Year-Old Handicap - 1200m

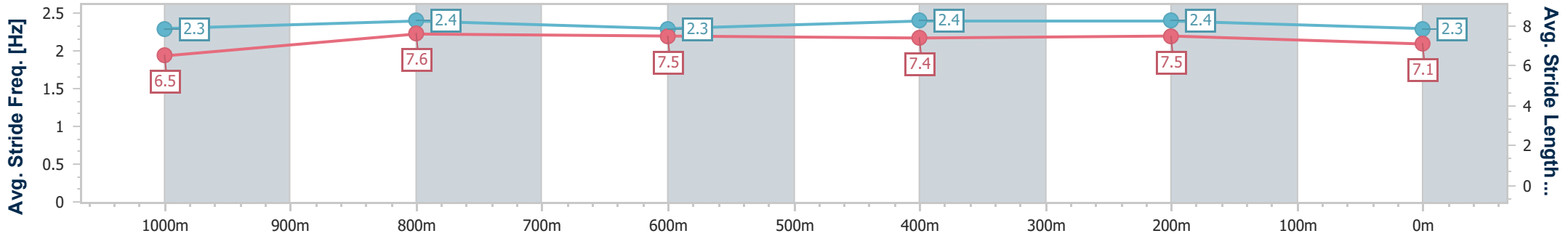
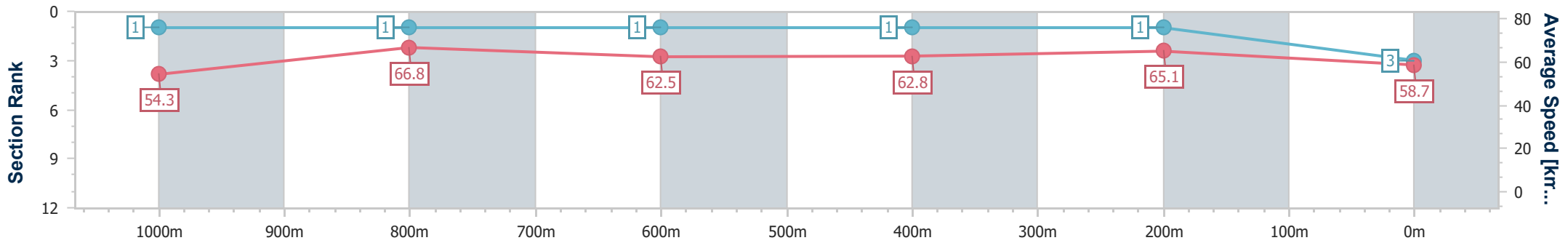


BRISBANE RACING CLUB

01 February 2025 - 15:48

Track Rating: Good 4, Weather: Fine, Rail Position: True

Section	Overall	1000m	800m	600m	400m	200m
Section Times	1:10.15 [3] (0:13.28)	0:56.87 [1] (0:10.75)	0:46.12 [1] (0:11.51)	0:34.61 [1] (0:11.32)	0:23.29 [1] (0:11.04)	0:12.25 [1] (0:12.25)
Average Speed [km/h]	54.3	66.8	62.5	62.8	65.1	58.7
Top Speed [km/h]	67.2	68.7	64.9	64.4	66.0	63.9
Avg. Dist. to Rail [m]	5.7	0.5	0.6	1.8	1.1	1.1
Avg. Stride Freq. [Hz]	2.3	2.4	2.3	2.4	2.4	2.3
Avg. Stride Length [m]	6.5	7.6	7.5	7.4	7.5	7.1



- [] Ranking at each section and finish
- .-.- No data available at this section
- NA No data available



Horse/Jockey Name	Run Lucy Run
Final Rank	4
Fastest Section Time (Section)	0:10.86 (1000m)
Top Speed [km/h] (Section)	68.8 (1000m)
Race State	Finished



Doomben QLD Professional
 Race 7: STRADBROKE SEASON BOOK NOW QTIS Three-Year-Old Handicap - 1200m

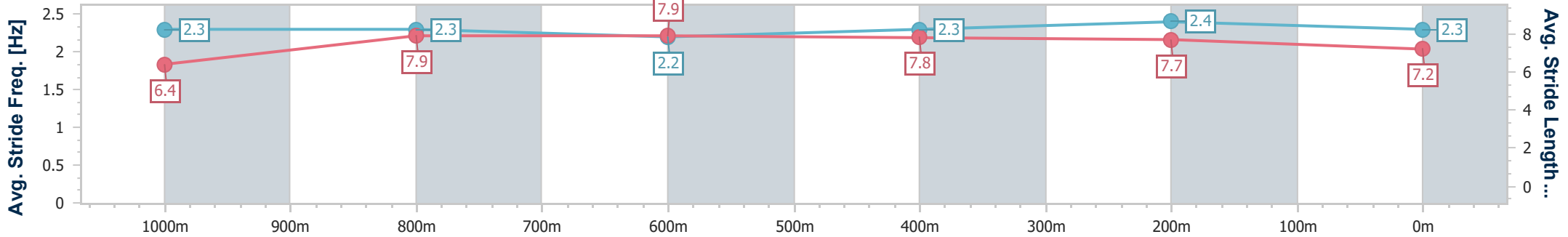
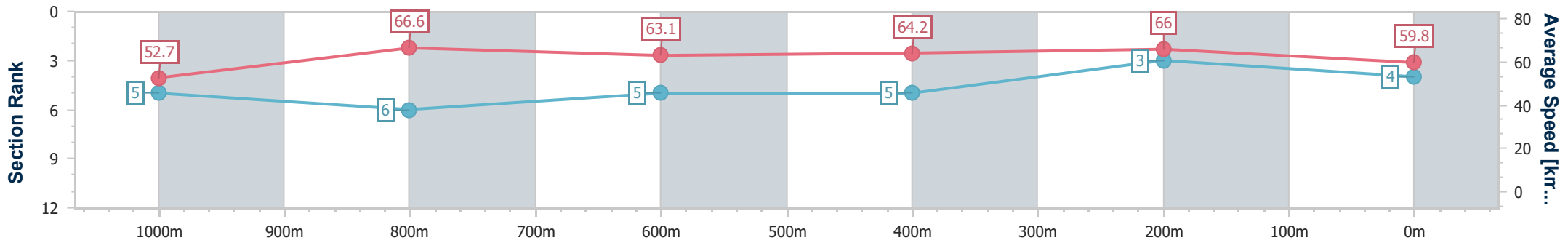


BRISBANE RACING CLUB

01 February 2025 - 15:48

Track Rating: Good 4, Weather: Fine, Rail Position: True

Section	Overall	1000m	800m	600m	400m	200m
Section Times	1:10.19 [4] (0:13.66)	0:56.53 [5] (0:10.86)	0:45.67 [6] (0:11.51)	0:34.16 [5] (0:11.20)	0:22.96 [5] (0:10.90)	0:12.06 [3] (0:12.06)
Average Speed [km/h]	52.7	66.6	63.1	64.2	66.0	59.8
Top Speed [km/h]	67.1	68.8	64.0	66.2	66.9	64.8
Avg. Dist. to Rail [m]	3.0	2.3	1.2	0.6	1.3	2.9
Avg. Stride Freq. [Hz]	2.3	2.3	2.2	2.3	2.4	2.3
Avg. Stride Length [m]	6.4	7.9	7.9	7.8	7.7	7.2



- [] Ranking at each section and finish
- .-.- No data available at this section
- NA No data available



Horse/Jockey Name	Territory Ash
Final Rank	5
Fastest Section Time (Section)	0:10.77 (1000m)
Top Speed [km/h] (Section)	68.6 (1000m)
Race State	Finished

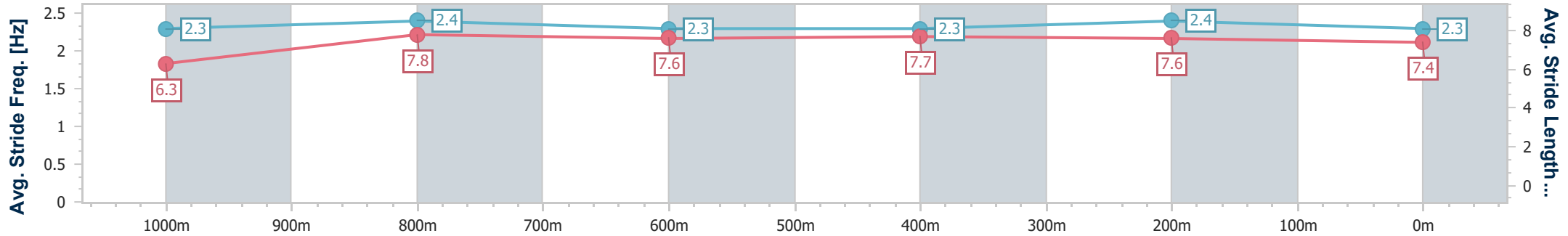
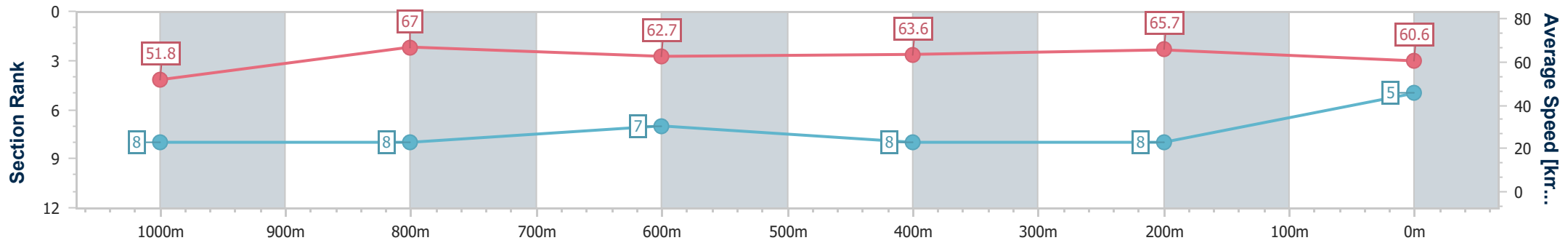


Doomben QLD Professional
Race 7: STRADBROKE SEASON BOOK NOW QTIS Three-Year-Old Handicap - 1200m
 01 February 2025 - 15:48
 Track Rating: Good 4, Weather: Fine, Rail Position: True



BRISBANE
RACING CLUB

Section	Overall	1000m	800m	600m	400m	200m
Section Times	1:10.28 [5] (0:13.87)	0:56.41 [8] (0:10.77)	0:45.64 [8] (0:11.50)	0:34.14 [7] (0:11.31)	0:22.83 [8] (0:10.98)	0:11.85 [8] (0:11.85)
Average Speed [km/h]	51.8	67.0	62.7	63.6	65.7	60.6
Top Speed [km/h]	66.6	68.6	64.6	65.2	66.5	65.2
Avg. Dist. to Rail [m]	2.0	0.3	0.5	0.4	0.7	0.6
Avg. Stride Freq. [Hz]	2.3	2.4	2.3	2.3	2.4	2.3
Avg. Stride Length [m]	6.3	7.8	7.6	7.7	7.6	7.4



- [] Ranking at each section and finish
- .-.- No data available at this section
- NA No data available



Horse/Jockey Name	Blakemore Avenue
Final Rank	6
Fastest Section Time (Section)	0:10.76 (1000m)
Top Speed [km/h] (Section)	68.8 (1000m)
Race State	Finished



Doomben QLD Professional
Race 7: STRADBROKE SEASON BOOK NOW QTIS Three-Year-Old Handicap - 1200m

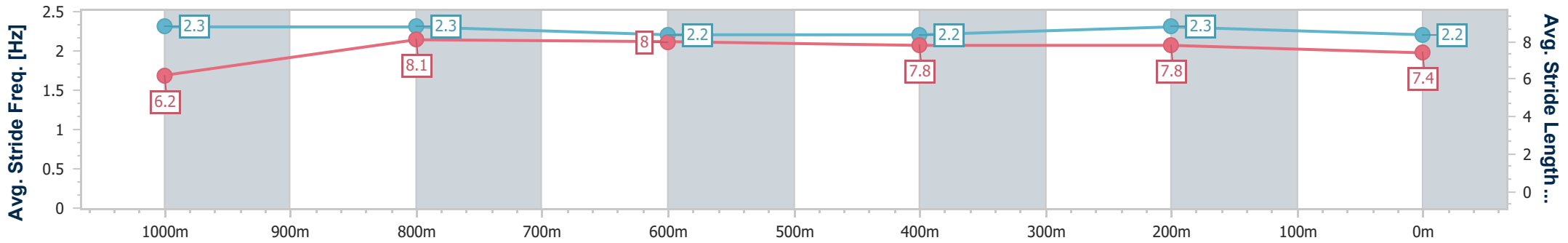
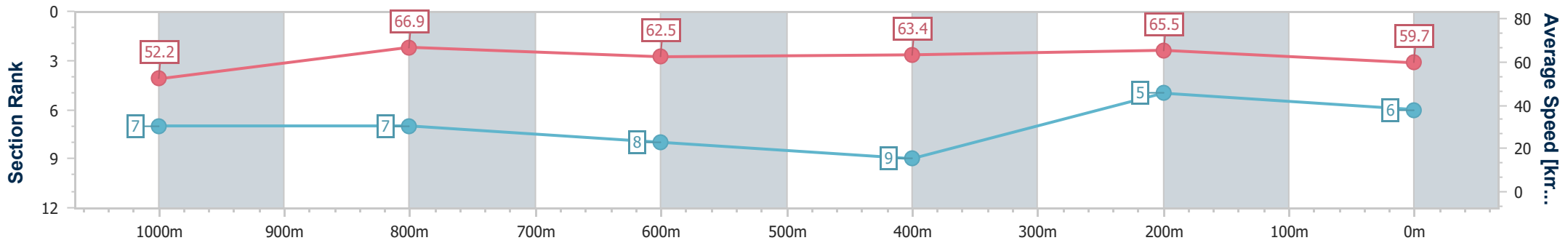


BRISBANE RACING CLUB

01 February 2025 - 15:48

Track Rating: Good 4, Weather: Fine, Rail Position: True

Section	Overall	1000m	800m	600m	400m	200m
Section Times	1:10.46 [6] (0:13.83)	0:56.63 [7] (0:10.76)	0:45.87 [7] (0:11.60)	0:34.27 [8] (0:11.28)	0:22.99 [9] (0:10.92)	0:12.07 [5] (0:12.07)
Average Speed [km/h]	52.2	66.9	62.5	63.4	65.5	59.7
Top Speed [km/h]	67.2	68.8	63.8	66.1	66.9	64.5
Avg. Dist. to Rail [m]	3.8	2.1	0.5	1.2	1.6	2.0
Avg. Stride Freq. [Hz]	2.3	2.3	2.2	2.2	2.3	2.2
Avg. Stride Length [m]	6.2	8.1	8.0	7.8	7.8	7.4



- [] Ranking at each section and finish
- .-.- No data available at this section
- NA No data available



Horse/Jockey Name	Ready To Schipp
Final Rank	7
Fastest Section Time (Section)	0:10.71 (1000m)
Top Speed [km/h] (Section)	68.7 (1000m)
Race State	Finished



Doomben QLD Professional
 Race 7: STRADBROKE SEASON BOOK NOW QTIS Three-Year-Old Handicap - 1200m

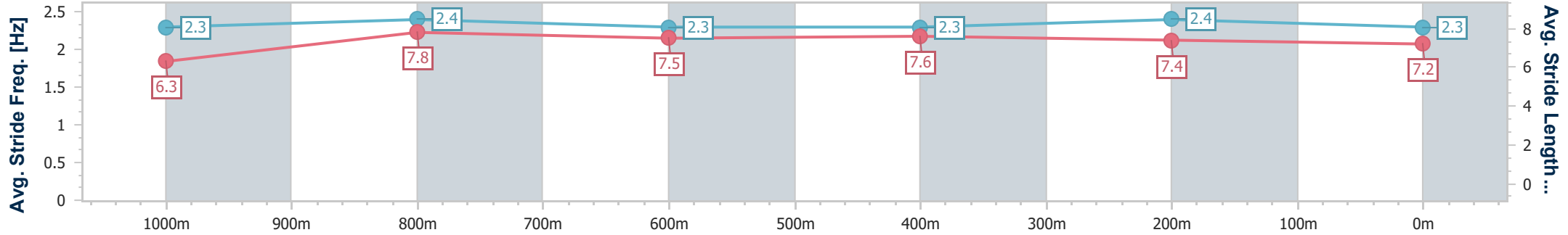
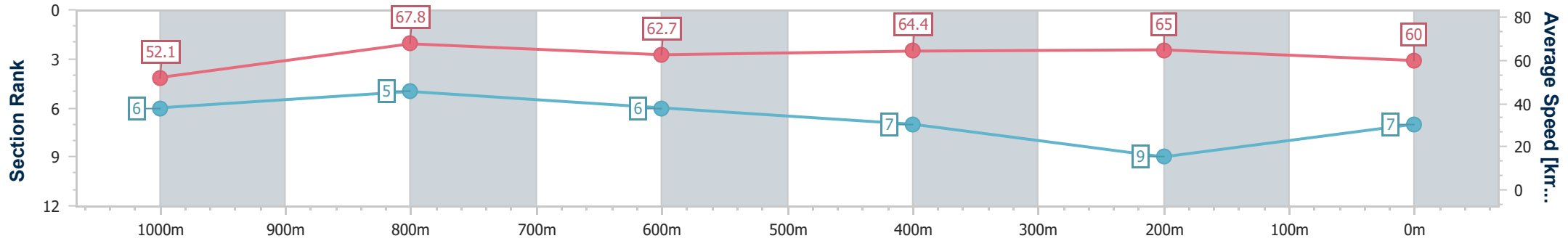
01 February 2025 - 15:48

Track Rating: Good 4, Weather: Fine, Rail Position: True



BRISBANE RACING CLUB

Section	Overall	1000m	800m	600m	400m	200m
Section Times	1:10.47 [7] (0:13.79)	0:56.68 [6] (0:10.71)	0:45.97 [5] (0:11.63)	0:34.34 [6] (0:11.29)	0:23.05 [7] (0:11.04)	0:12.01 [9] (0:12.01)
Average Speed [km/h]	52.1	67.8	62.7	64.4	65.0	60.0
Top Speed [km/h]	67.8	68.7	66.3	66.8	66.7	63.4
Avg. Dist. to Rail [m]	5.0	2.9	2.9	1.0	1.1	4.4
Avg. Stride Freq. [Hz]	2.3	2.4	2.3	2.3	2.4	2.3
Avg. Stride Length [m]	6.3	7.8	7.5	7.6	7.4	7.2



- [] Ranking at each section and finish
- .-.- No data available at this section
- NA No data available



Horse/Jockey Name	Kingdom Undersiege
Final Rank	8
Fastest Section Time (Section)	0:10.77 (1000m)
Top Speed [km/h] (Section)	69.2 (1000m)
Race State	Finished



Doomben QLD Professional
 Race 7: STRADBROKE SEASON BOOK NOW QTIS Three-Year-
 Old Handicap - 1200m

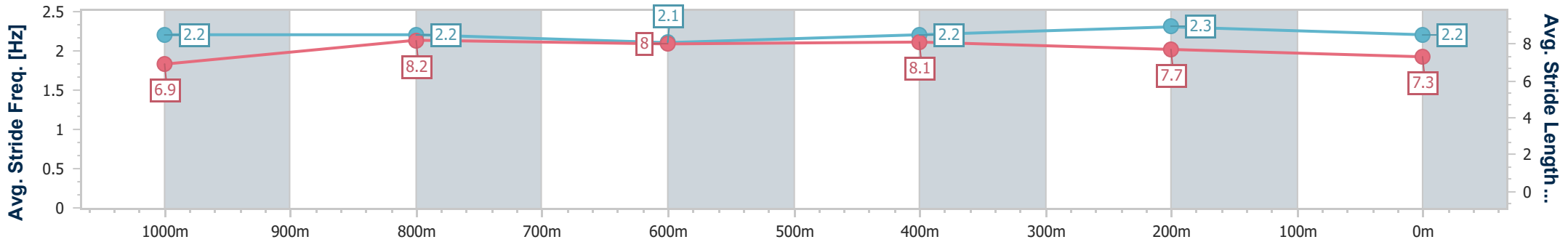
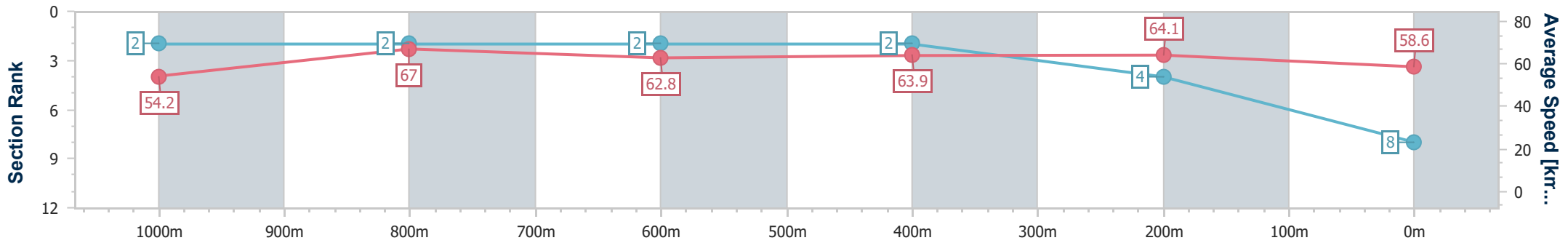
01 February 2025 - 15:48

Track Rating: Good 4, Weather: Fine, Rail Position: True



BRISBANE
 RACING CLUB

Section	Overall	1000m	800m	600m	400m	200m
Section Times	1:10.48 [8] (0:13.33)	0:57.15 [2] (0:10.77)	0:46.38 [2] (0:11.55)	0:34.83 [2] (0:11.30)	0:23.53 [2] (0:11.19)	0:12.34 [4] (0:12.34)
Average Speed [km/h]	54.2	67.0	62.8	63.9	64.1	58.6
Top Speed [km/h]	69.0	69.2	64.9	65.1	66.0	62.3
Avg. Dist. to Rail [m]	3.3	1.0	1.6	0.5	0.2	1.7
Avg. Stride Freq. [Hz]	2.2	2.2	2.1	2.2	2.3	2.2
Avg. Stride Length [m]	6.9	8.2	8.0	8.1	7.7	7.3



- [] Ranking at each section and finish
- .-.- No data available at this section
- NA No data available



Horse/Jockey Name	Mishani Aloha
Final Rank	9
Fastest Section Time (Section)	0:10.73 (1000m)
Top Speed [km/h] (Section)	69.2 (Overall)
Race State	Finished



Doomben QLD Professional
 Race 7: STRADBROKE SEASON BOOK NOW QTIS Three-Year-Old Handicap - 1200m

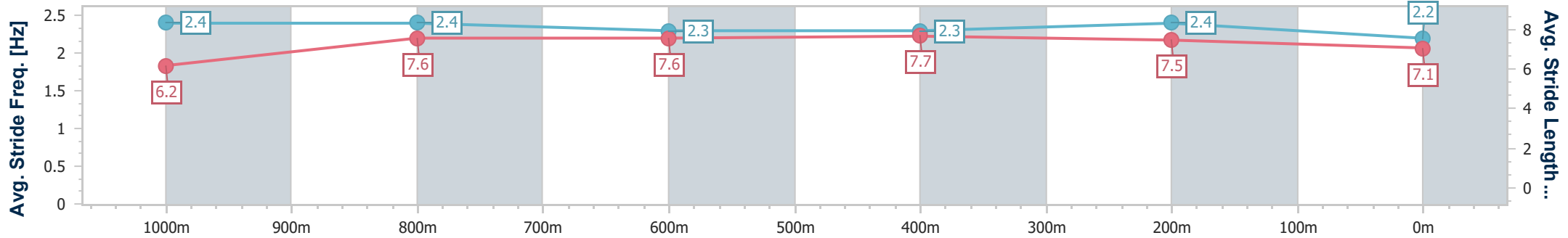
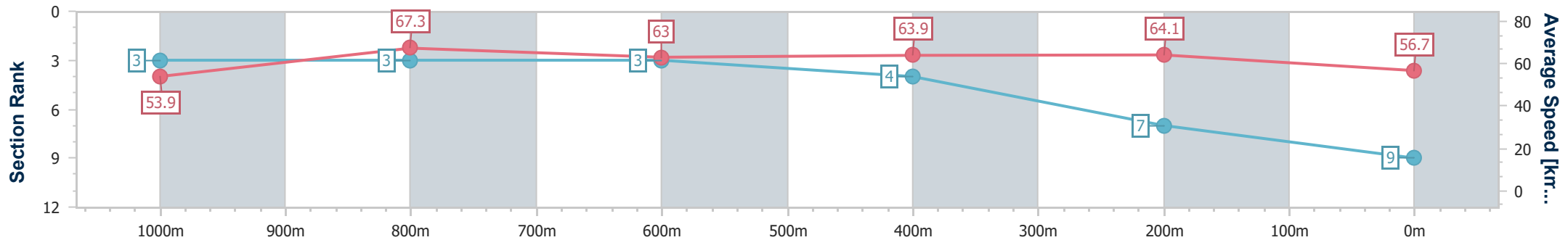


BRISBANE RACING CLUB

01 February 2025 - 15:48

Track Rating: Good 4, Weather: Fine, Rail Position: True

Section	Overall	1000m	800m	600m	400m	200m
Section Times	1:11.08 [9] (0:13.41)	0:57.67 [3] (0:10.73)	0:46.94 [3] (0:11.56)	0:35.38 [3] (0:11.42)	0:23.96 [4] (0:11.27)	0:12.69 [7] (0:12.69)
Average Speed [km/h]	53.9	67.3	63.0	63.9	64.1	56.7
Top Speed [km/h]	69.2	69.1	66.0	65.5	65.7	62.3
Avg. Dist. to Rail [m]	5.7	2.8	2.1	2.1	3.6	5.3
Avg. Stride Freq. [Hz]	2.4	2.4	2.3	2.3	2.4	2.2
Avg. Stride Length [m]	6.2	7.6	7.6	7.7	7.5	7.1



- [] Ranking at each section and finish
- .-.- No data available at this section
- NA No data available



Doomben QLD Professional

Race 8: SKY RACING BENCHMARK 85 Handicap - 1350m

01 February 2025 - 16:29



BRISBANE
RACING CLUB

Track Rating: Good 4, Weather: Fine, Rail Position: True

Section		Overall	1200m	1000m	800m	600m	400m	Last 600m				
Field Times		1:18.75 (0:10.60)	1:08.15 (0:10.76)	0:57.39 (0:11.09)	0:46.30 (0:11.62)	0:34.68 (0:11.82)	0:22.86 (0:11.04)	0:34.68				
Rank	TAB Horse/Jockey	Barrier	Top Speed [km/h]	Fastest Section	Distance Travelled [m]							
1	7 CORFE CASTLE Ryan Maloney	1	67.3 400m	0:10.76 Overall	1:18.75 [1] (0:10.76)	1:07.99 [4] (0:10.85)	0:57.14 [4] (0:11.24)	0:45.90 [4] (0:11.78)	0:34.12 [4] (0:11.38)	0:22.74 [4] (0:10.92)	0:34.12	
2	3 SPACE TRACKER Jag Guthmann-Chester	3	67.3 1200m	0:10.60 Overall	1:18.78 [2] (0:10.60)	1:08.18 [1] (0:10.91)	0:57.27 [3] (0:11.33)	0:45.94 [3] (0:11.63)	0:34.31 [3] (0:11.51)	0:22.80 [3] (0:10.96)	0:34.31 +4	
3	13 OUR MAGNUS Cody Collis	6	67.5 1200m	0:10.81 1200m	1:18.93 [3] (0:11.11)	1:07.82 [6] (0:10.81)	0:57.01 [6] (0:11.20)	0:45.81 [6] (0:11.70)	0:34.11 [7] (0:11.70)	0:22.41 [8] (0:11.02)	0:34.11 +4	
4	11 ADDRIEL Kyle Wilson-Taylor	7	67.0 1000m	0:10.81 1200m	1:19.12 [4] (0:11.13)	1:07.99 [7] (0:10.81)	0:57.18 [7] (0:11.18)	0:46.00 [7] (0:11.70)	0:34.30 [6] (0:11.38)	0:22.92 [5] (0:11.07)	0:34.30 +1	
5	6 CONSTANT FLIGHT Cejay Graham	2	66.6 1200m	0:10.78 Overall	1:19.14 [5] (0:10.78)	1:08.36 [5] (0:10.96)	0:57.40 [5] (0:11.23)	0:46.17 [5] (0:11.72)	0:34.45 [5] (0:11.58)	0:22.87 [6] (0:11.13)	0:34.45 +6	
6	2 VIMINELE Jake Bayliss	10	67.6 1200m	0:10.89 1200m	1:19.37 [6] (0:11.24)	1:08.13 [8] (0:10.89)	0:57.24 [8] (0:11.25)	0:45.99 [8] (0:11.72)	0:34.27 [9] (0:11.54)	0:22.73 [9] (0:11.07)	0:34.27 +7	
7	1 DREAM HOUR Andrew Mallyon	9	67.0 1200m	0:10.89 1200m	1:19.39 [7] (0:11.45)	1:07.94 [10] (0:10.89)	0:57.05 [10] (0:11.07)	0:45.98 [9] (0:11.60)	0:34.38 [8] (0:11.46)	0:22.92 [7] (0:11.04)	0:34.38 -1	
8	14 IVAN'S HERO Samantha Collett	8	67.0 400m	0:11.01 1200m	1:19.45 [8] (0:11.28)	1:08.17 [9] (0:11.01)	0:57.16 [9] (0:11.22)	0:45.94 [10] (0:11.70)	0:34.24 [10] (0:11.45)	0:22.79 [10] (0:11.05)	0:34.24 +3	
9	5 SLIPPIN' JIMMY Emily Lang	4	68.2 1200m	0:10.63 Overall	1:19.81 [9] (0:10.63)	1:09.18 [2] (0:10.73)	0:58.45 [1] (0:11.09)	0:47.36 [1] (0:11.70)	0:35.66 [2] (0:11.74)	0:23.92 [1] (0:11.51)	0:35.66 +0	
10	12 AZZAREACH Angela Jones	5	67.6 1200m	0:10.68 Overall	1:20.30 [10] (0:10.68)	1:09.62 [3] (0:10.71)	0:58.91 [2] (0:11.07)	0:47.84 [2] (0:11.61)	0:36.23 [1] (0:11.84)	0:24.39 [2] (0:11.70)	0:36.23 +3	

Scratched: Cunnamulla Fella (#8), Wild Chap (#4), Russian Roni (#10), Russian Alliance (#9)

Report Created: Sat 1 February 2025 16:57 GMT+1 (Note: Timing is based on position data)

Page 1/12

[] Ranking at each section and finish
 -:-:- No data available at this section
 NA No data available

SCN Saddle cloth number
 DNF Did not finish
 DNT Did not track

data processed by TRIPLES DATA



Doomben QLD Professional

Race 8: SKY RACING BENCHMARK 85 Handicap - 1350m

01 February 2025 - 16:29



BRISBANE
RACING CLUB

Track Rating: Good 4, Weather: Fine, Rail Position: True

Section							200m			Last 600m
Field Times							0:11.82			0:34.68
Rank	TAB	Horse/Jockey	Barrier	Top Speed [km/h]	Fastest Section	Margin				Distance Travelled [m]
1	7	CORFE CASTLE Ryan Maloney	1	67.3 400m	0:10.76 Overall	0:11.82 [1] (0:11.82)	1:18.75		0:34.12	
2	3	SPACE TRACKER Jag Guthmann-Chester	3	67.3 1200m	0:10.60 Overall	0:11.84 [2] (0:11.84)	0.17L		0:34.31	+4
3	13	OUR MAGNUS Cody Collis	6	67.5 1200m	0:10.81 1200m	0:11.39 [7] (0:11.39)	1.06L		0:34.11	+4
4	11	ADDRIEL Kyle Wilson-Taylor	7	67.0 1000m	0:10.81 1200m	0:11.85 [3] (0:11.85)	2.13L		0:34.30	+1
5	6	CONSTANT FLIGHT Cejay Graham	2	66.6 1200m	0:10.78 Overall	0:11.74 [5] (0:11.74)	2.26L		0:34.45	+6
6	2	VIMINELE Jake Bayliss	10	67.6 1200m	0:10.89 1200m	0:11.66 [9] (0:11.66)	3.6L		0:34.27	+7
7	1	DREAM HOUR Andrew Mallyon	9	67.0 1200m	0:10.89 1200m	0:11.88 [6] (0:11.88)	3.75L		0:34.38	-1
8	14	IVAN'S HERO Samantha Collett	8	67.0 400m	0:11.01 1200m	0:11.74 [10] (0:11.74)	4.11L		0:34.24	+3
9	5	SLIPPIN' JIMMY Emily Lang	4	68.2 1200m	0:10.63 Overall	0:12.41 [4] (0:12.41)	6.22L		0:35.66	+0
10	12	AZZAREACH Angela Jones	5	67.6 1200m	0:10.68 Overall	0:12.69 [8] (0:12.69)	9.12L		0:36.23	+3

Scratched: Cunnamulla Fella (#8), Wild Chap (#4), Russian Roni (#10), Russian Alliance (#9)

Report Created: Sat 1 February 2025 16:57 GMT+1 (Note: Timing is based on position data)

Page 2/12

[] Ranking at each section and finish
 -:-:- No data available at this section
 NA No data available

SCN Saddle cloth number
 DNF Did not finish
 DNT Did not track

data processed by  **TRIPLES DATA**



Horse/Jockey Name	Corfe Castle
Final Rank	1
Fastest Section Time (Section)	0:10.76 (Overall)
Top Speed [km/h] (Section)	67.3 (400m)
Race State	Finished

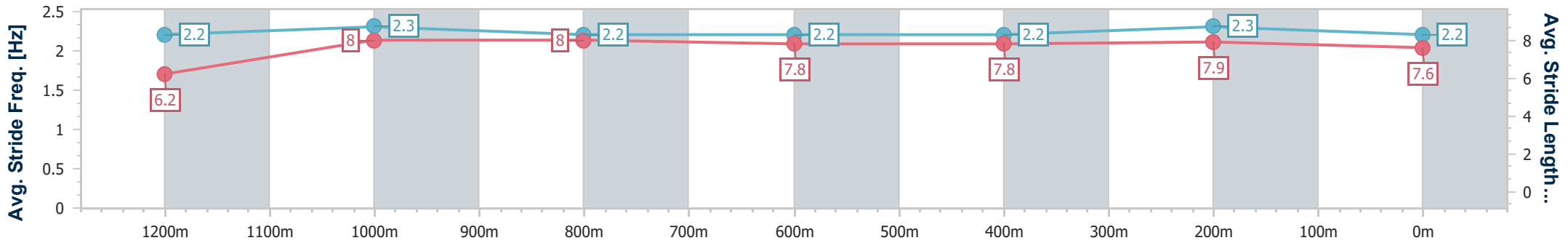
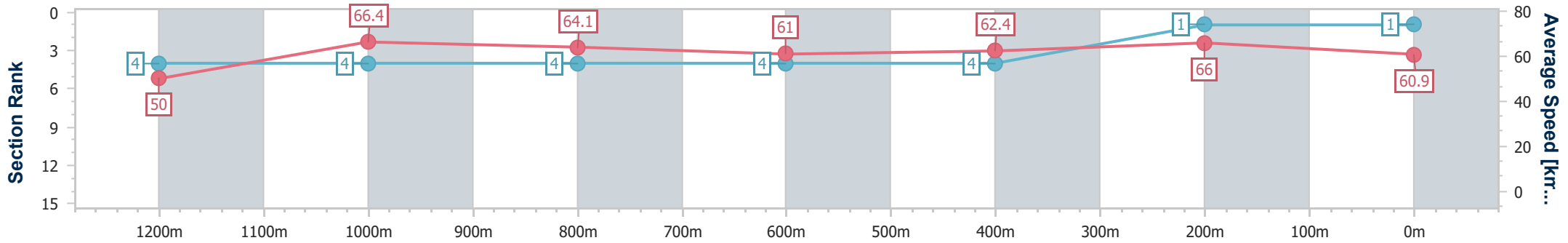


Doomben QLD Professional
Race 8: SKY RACING BENCHMARK 85 Handicap - 1350m
 01 February 2025 - 16:29
 Track Rating: Good 4, Weather: Fine, Rail Position: True



BRISBANE
RACING CLUB

Section	Overall	1200m	1000m	800m	600m	400m	200m
Section Times	1:18.75 [1] (0:10.76)	1:07.99 [4] (0:10.85)	0:57.14 [4] (0:11.24)	0:45.90 [4] (0:11.78)	0:34.12 [4] (0:11.38)	0:22.74 [4] (0:10.92)	0:11.82 [1] (0:11.82)
Average Speed [km/h]	50.0	66.4	64.1	61.0	62.4	66.0	60.9
Top Speed [km/h]	65.6	67.0	66.2	61.8	63.8	67.3	65.1
Avg. Dist. to Rail [m]	1.5	0.4	0.4	0.6	2.0	0.4	1.4
Avg. Stride Freq. [Hz]	2.2	2.3	2.2	2.2	2.2	2.3	2.2
Avg. Stride Length [m]	6.2	8.0	8.0	7.8	7.8	7.9	7.6



- [] Ranking at each section and finish
- .-.- No data available at this section
- NA No data available



Horse/Jockey Name	Space Tracker
Final Rank	2
Fastest Section Time (Section)	0:10.60 (Overall)
Top Speed [km/h] (Section)	67.3 (1200m)
Race State	Finished

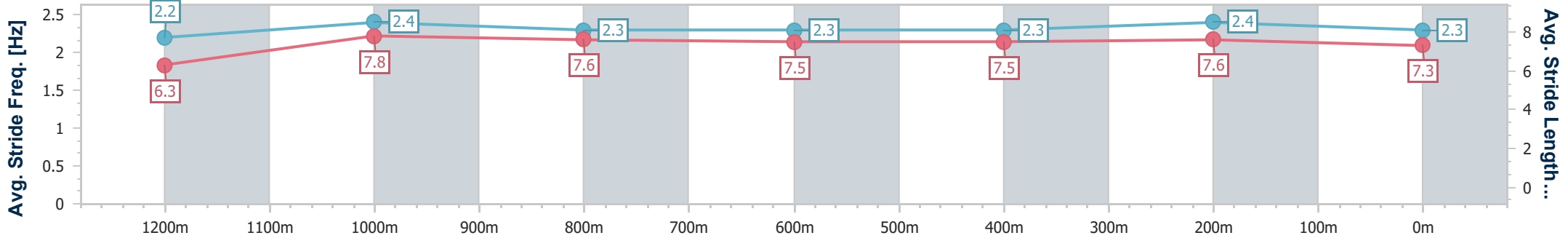
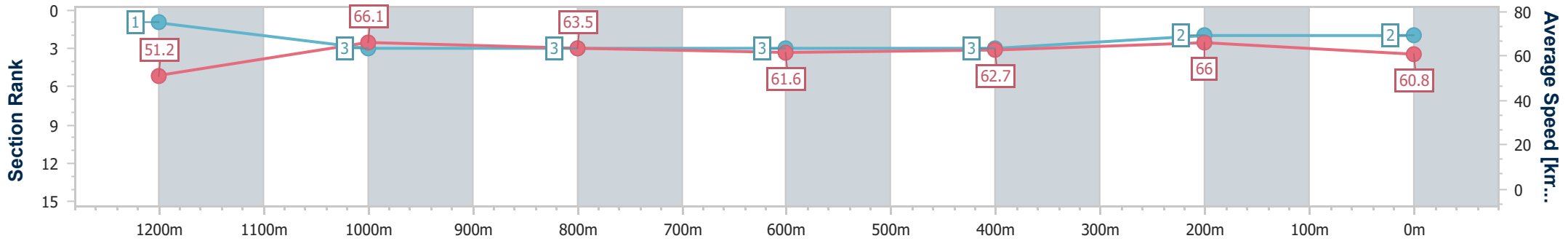


Doomben QLD Professional
Race 8: SKY RACING BENCHMARK 85 Handicap - 1350m
 01 February 2025 - 16:29
 Track Rating: Good 4, Weather: Fine, Rail Position: True



BRISBANE
RACING CLUB

Section	Overall	1200m	1000m	800m	600m	400m	200m
Section Times	1:18.78 [2] (0:10.60)	1:08.18 [1] (0:10.91)	0:57.27 [3] (0:11.33)	0:45.94 [3] (0:11.63)	0:34.31 [3] (0:11.51)	0:22.80 [3] (0:10.96)	0:11.84 [2] (0:11.84)
Average Speed [km/h]	51.2	66.1	63.5	61.6	62.7	66.0	60.8
Top Speed [km/h]	66.4	67.3	65.5	62.5	65.6	67.1	64.1
Avg. Dist. to Rail [m]	3.8	1.2	1.1	0.8	1.1	2.6	3.9
Avg. Stride Freq. [Hz]	2.2	2.4	2.3	2.3	2.3	2.4	2.3
Avg. Stride Length [m]	6.3	7.8	7.6	7.5	7.5	7.6	7.3



- [] Ranking at each section and finish
- .-.- No data available at this section
- NA No data available



Horse/Jockey Name	Our Magnus
Final Rank	3
Fastest Section Time (Section)	0:10.81 (1200m)
Top Speed [km/h] (Section)	67.5 (1200m)
Race State	Finished

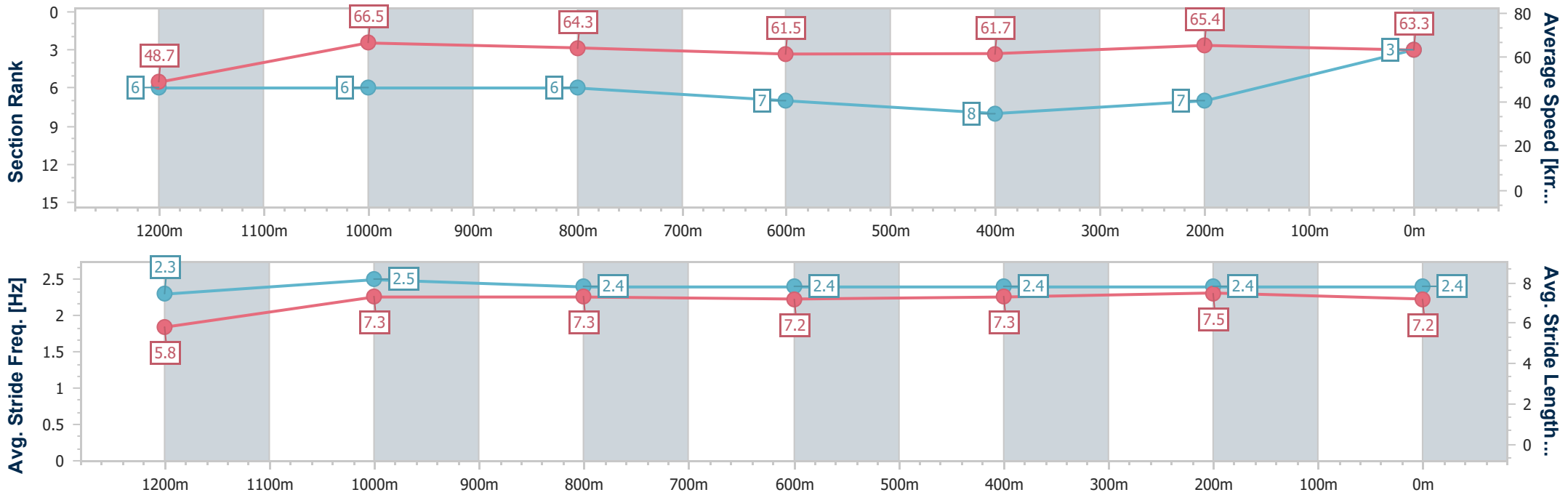


Doomben QLD Professional
Race 8: SKY RACING BENCHMARK 85 Handicap - 1350m
 01 February 2025 - 16:29
 Track Rating: Good 4, Weather: Fine, Rail Position: True



BRISBANE
RACING CLUB

Section	Overall	1200m	1000m	800m	600m	400m	200m
Section Times	1:18.93 [3] (0:11.11)	1:07.82 [6] (0:10.81)	0:57.01 [6] (0:11.20)	0:45.81 [6] (0:11.70)	0:34.11 [7] (0:11.70)	0:22.41 [8] (0:11.02)	0:11.39 [7] (0:11.39)
Average Speed [km/h]	48.7	66.5	64.3	61.5	61.7	65.4	63.3
Top Speed [km/h]	65.4	67.5	66.1	62.7	63.1	66.2	65.8
Avg. Dist. to Rail [m]	5.8	1.8	0.7	0.3	0.5	1.6	6.2
Avg. Stride Freq. [Hz]	2.3	2.5	2.4	2.4	2.4	2.4	2.4
Avg. Stride Length [m]	5.8	7.3	7.3	7.2	7.3	7.5	7.2



- [] Ranking at each section and finish
- .-.- No data available at this section
- NA No data available



Horse/Jockey Name	Addriel
Final Rank	4
Fastest Section Time (Section)	0:10.81 (1200m)
Top Speed [km/h] (Section)	67.0 (1000m)
Race State	Finished

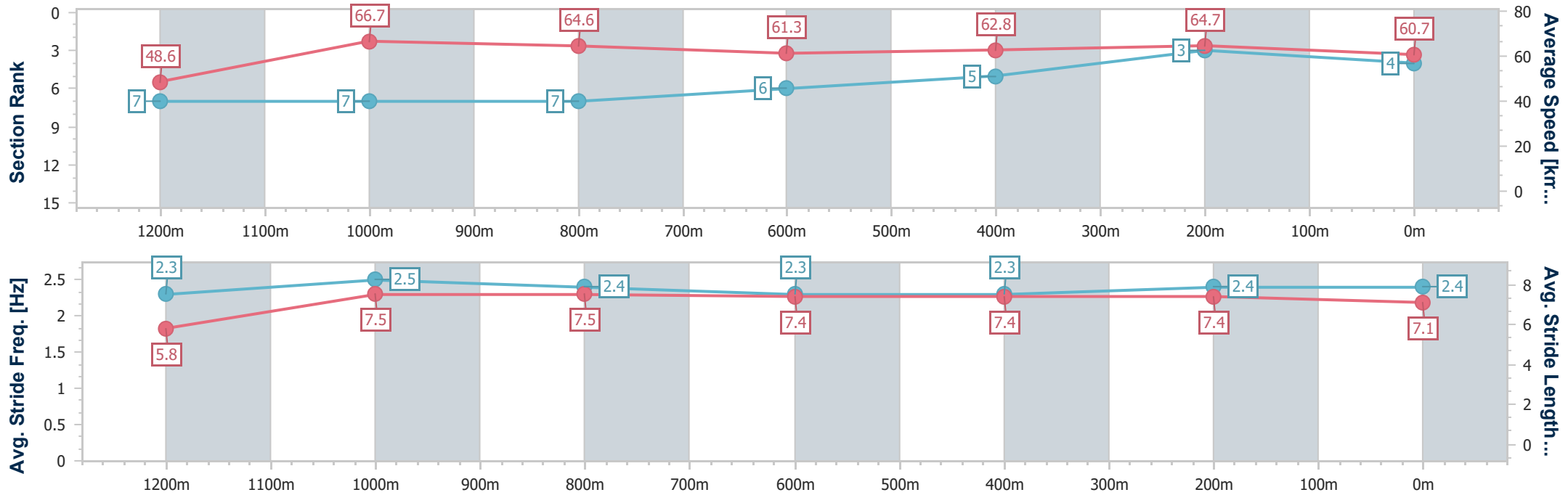


Doomben QLD Professional
Race 8: SKY RACING BENCHMARK 85 Handicap - 1350m
 01 February 2025 - 16:29
 Track Rating: Good 4, Weather: Fine, Rail Position: True



BRISBANE
RACING CLUB

Section	Overall	1200m	1000m	800m	600m	400m	200m
Section Times	1:19.12 [4] (0:11.13)	1:07.99 [7] (0:10.81)	0:57.18 [7] (0:11.18)	0:46.00 [7] (0:11.70)	0:34.30 [6] (0:11.38)	0:22.92 [5] (0:11.07)	0:11.85 [3] (0:11.85)
Average Speed [km/h]	48.6	66.7	64.6	61.3	62.8	64.7	60.7
Top Speed [km/h]	66.4	66.8	67.0	62.2	64.8	65.7	63.9
Avg. Dist. to Rail [m]	5.2	0.7	0.8	0.5	1.6	1.0	2.5
Avg. Stride Freq. [Hz]	2.3	2.5	2.4	2.3	2.3	2.4	2.4
Avg. Stride Length [m]	5.8	7.5	7.5	7.4	7.4	7.4	7.1



- [] Ranking at each section and finish
- .-.- No data available at this section
- NA No data available



Horse/Jockey Name	Constant Flight
Final Rank	5
Fastest Section Time (Section)	0:10.78 (Overall)
Top Speed [km/h] (Section)	66.6 (1200m)
Race State	Finished

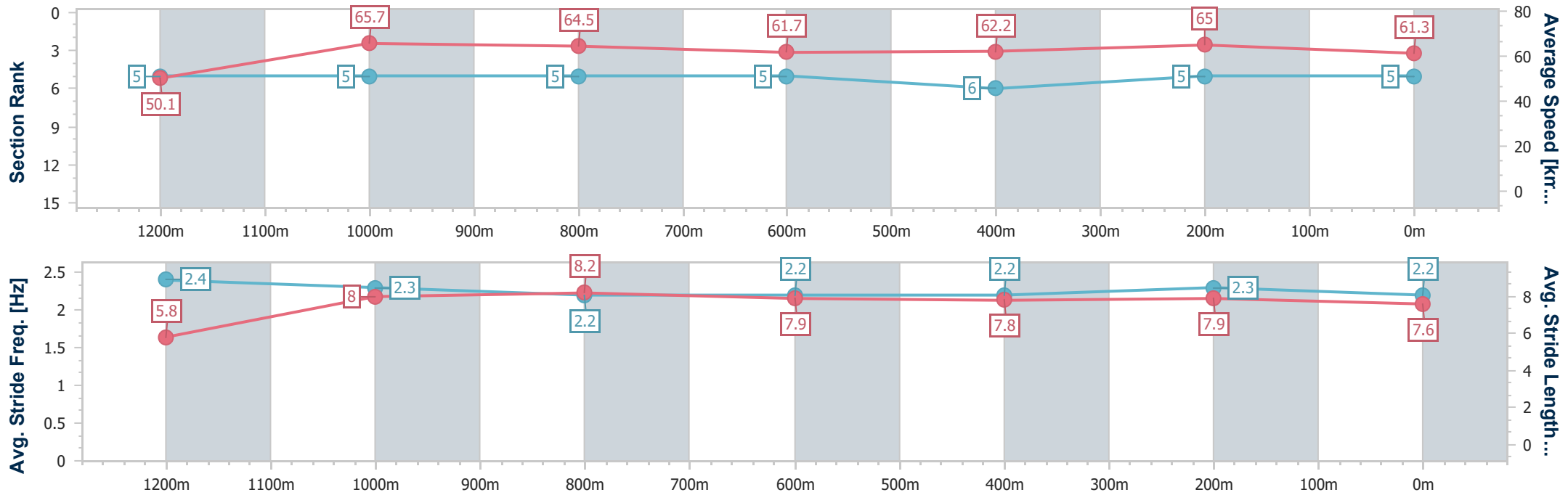


Doomben QLD Professional
Race 8: SKY RACING BENCHMARK 85 Handicap - 1350m
 01 February 2025 - 16:29
 Track Rating: Good 4, Weather: Fine, Rail Position: True



BRISBANE
RACING CLUB

Section	Overall	1200m	1000m	800m	600m	400m	200m
Section Times	1:19.14 [5] (0:10.78)	1:08.36 [5] (0:10.96)	0:57.40 [5] (0:11.23)	0:46.17 [5] (0:11.72)	0:34.45 [5] (0:11.58)	0:22.87 [6] (0:11.13)	0:11.74 [5] (0:11.74)
Average Speed [km/h]	50.1	65.7	64.5	61.7	62.2	65.0	61.3
Top Speed [km/h]	65.4	66.6	65.9	62.2	63.6	66.2	64.1
Avg. Dist. to Rail [m]	2.8	1.2	1.3	0.9	0.3	2.2	3.1
Avg. Stride Freq. [Hz]	2.4	2.3	2.2	2.2	2.2	2.3	2.2
Avg. Stride Length [m]	5.8	8.0	8.2	7.9	7.8	7.9	7.6



- [] Ranking at each section and finish
- .-.- No data available at this section
- NA No data available



Horse/Jockey Name	Viminele
Final Rank	6
Fastest Section Time (Section)	0:10.89 (1200m)
Top Speed [km/h] (Section)	67.6 (1200m)
Race State	Finished

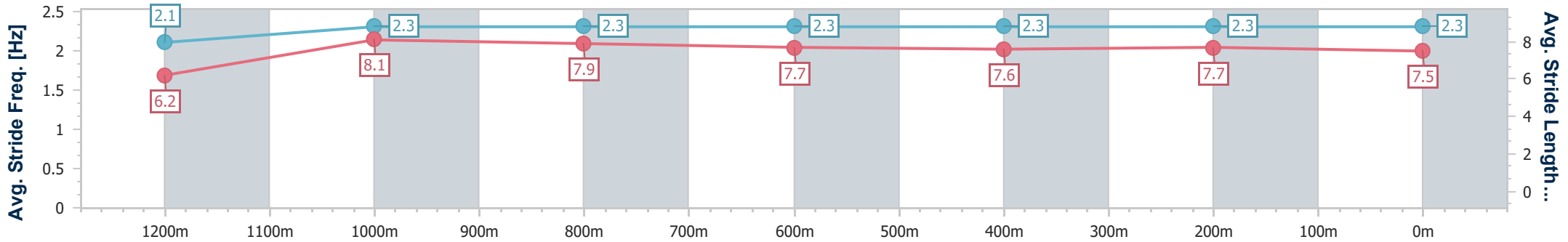
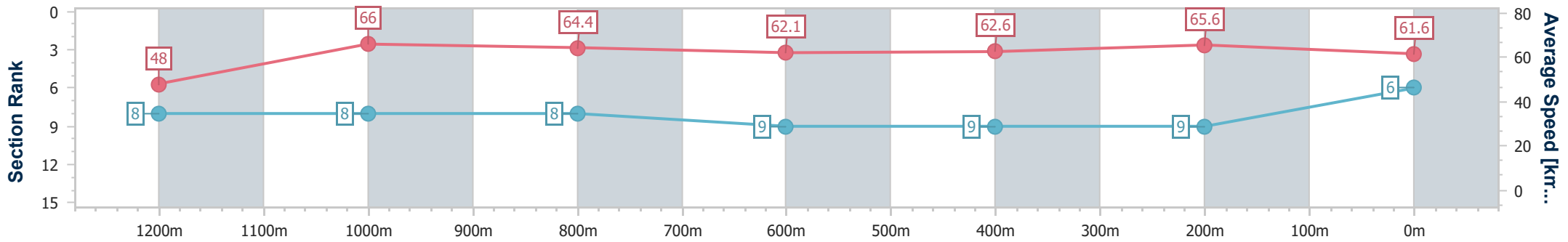


Doomben QLD Professional
Race 8: SKY RACING BENCHMARK 85 Handicap - 1350m
 01 February 2025 - 16:29
 Track Rating: Good 4, Weather: Fine, Rail Position: True



BRISBANE
RACING CLUB

Section	Overall	1200m	1000m	800m	600m	400m	200m
Section Times	1:19.37 [6] (0:11.24)	1:08.13 [8] (0:10.89)	0:57.24 [8] (0:11.25)	0:45.99 [8] (0:11.72)	0:34.27 [9] (0:11.54)	0:22.73 [9] (0:11.07)	0:11.66 [9]
Average Speed [km/h]	48.0	66.0	64.4	62.1	62.6	65.6	61.6
Top Speed [km/h]	65.6	67.6	65.9	63.6	64.8	66.5	64.9
Avg. Dist. to Rail [m]	8.6	3.3	2.4	1.5	1.0	3.8	6.0
Avg. Stride Freq. [Hz]	2.1	2.3	2.3	2.3	2.3	2.3	2.3
Avg. Stride Length [m]	6.2	8.1	7.9	7.7	7.6	7.7	7.5



- [] Ranking at each section and finish
- .-.- No data available at this section
- NA No data available



Horse/Jockey Name	Dream Hour
Final Rank	7
Fastest Section Time (Section)	0:10.89 (1200m)
Top Speed [km/h] (Section)	67.0 (1200m)
Race State	Finished

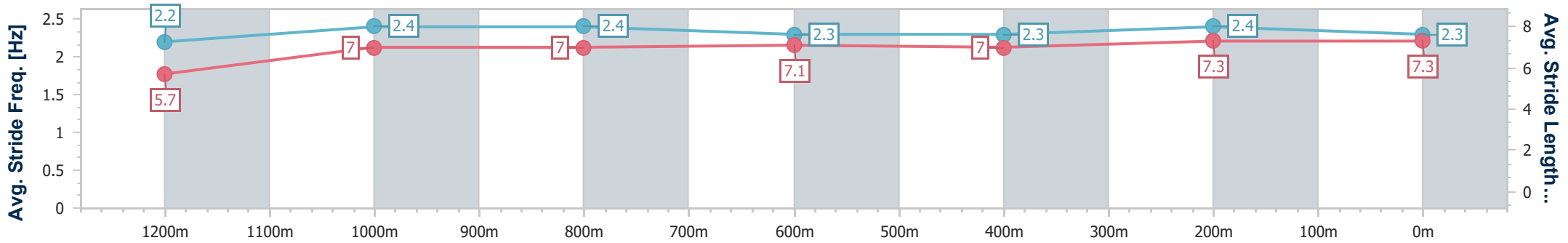
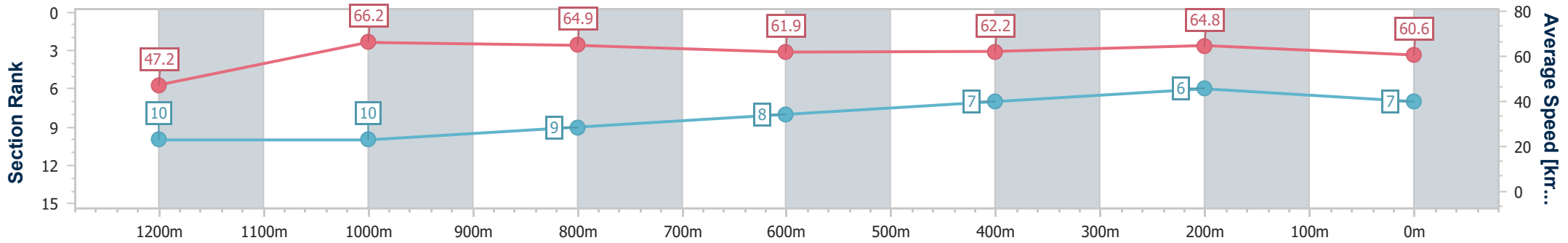


Doomben QLD Professional
Race 8: SKY RACING BENCHMARK 85 Handicap - 1350m
 01 February 2025 - 16:29
 Track Rating: Good 4, Weather: Fine, Rail Position: True



BRISBANE
RACING CLUB

Section	Overall	1200m	1000m	800m	600m	400m	200m
Section Times	1:19.39 [7] (0:11.45)	1:07.94 [10] (0:10.89)	0:57.05 [10] (0:11.07)	0:45.98 [9] (0:11.60)	0:34.38 [8] (0:11.46)	0:22.92 [7] (0:11.04)	0:11.88 [6] (0:11.88)
Average Speed [km/h]	47.2	66.2	64.9	61.9	62.2	64.8	60.6
Top Speed [km/h]	64.9	67.0	66.7	63.5	62.9	66.2	64.0
Avg. Dist. to Rail [m]	7.1	0.7	0.5	0.7	2.0	1.1	2.3
Avg. Stride Freq. [Hz]	2.2	2.4	2.4	2.3	2.3	2.4	2.3
Avg. Stride Length [m]	5.7	7.0	7.0	7.1	7.0	7.3	7.3



- [] Ranking at each section and finish
- .-.- No data available at this section
- NA No data available



Horse/Jockey Name	Ivan's Hero
Final Rank	8
Fastest Section Time (Section)	0:11.01 (1200m)
Top Speed [km/h] (Section)	67.0 (400m)
Race State	Finished

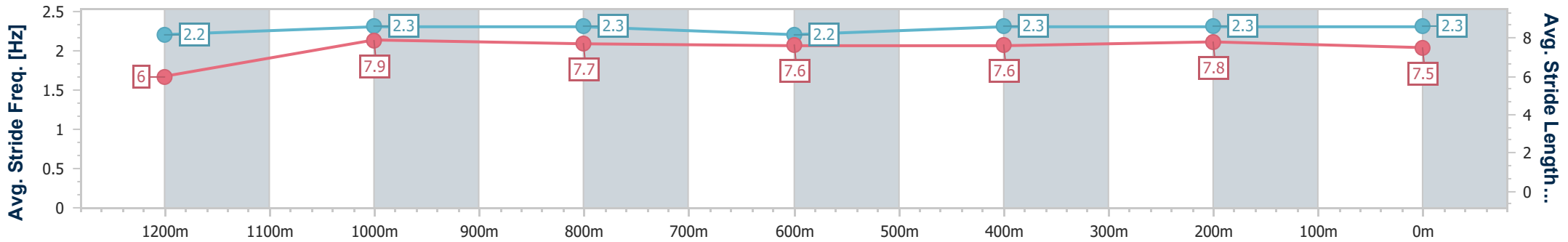
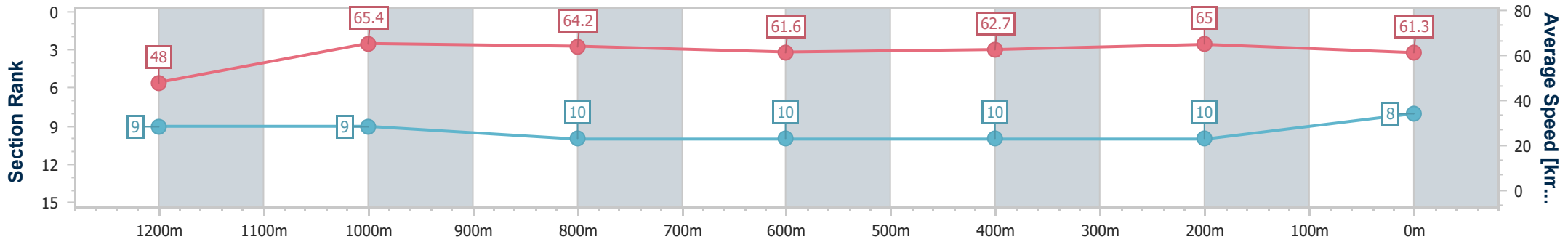


Doomben QLD Professional
Race 8: SKY RACING BENCHMARK 85 Handicap - 1350m
 01 February 2025 - 16:29
 Track Rating: Good 4, Weather: Fine, Rail Position: True



BRISBANE
RACING CLUB

Section	Overall	1200m	1000m	800m	600m	400m	200m
Section Times	1:19.45 [8] (0:11.28)	1:08.17 [9] (0:11.01)	0:57.16 [9] (0:11.22)	0:45.94 [10] (0:11.70)	0:34.24 [10] (0:11.45)	0:22.79 [10] (0:11.05)	0:11.74 [10] (0:11.74)
Average Speed [km/h]	48.0	65.4	64.2	61.6	62.7	65.0	61.3
Top Speed [km/h]	64.3	66.5	66.0	63.3	65.1	67.0	63.7
Avg. Dist. to Rail [m]	7.1	1.9	1.4	0.2	0.7	0.7	0.7
Avg. Stride Freq. [Hz]	2.2	2.3	2.3	2.2	2.3	2.3	2.3
Avg. Stride Length [m]	6.0	7.9	7.7	7.6	7.6	7.8	7.5



- [] Ranking at each section and finish
- .-.- No data available at this section
- NA No data available



Horse/Jockey Name	Slippin' Jimmy
Final Rank	9
Fastest Section Time (Section)	0:10.63 (Overall)
Top Speed [km/h] (Section)	68.2 (1200m)
Race State	Finished

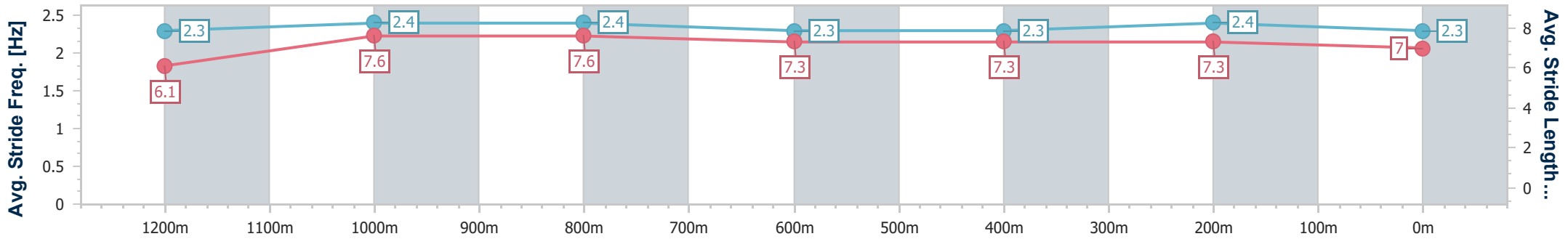
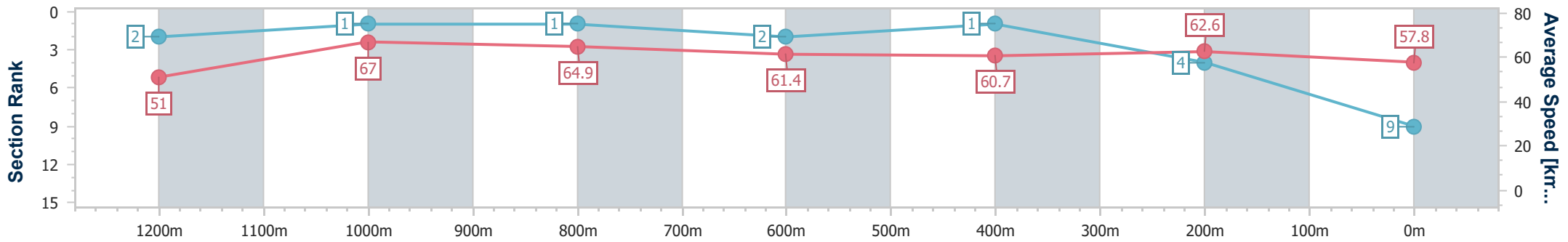


Doomben QLD Professional
Race 8: SKY RACING BENCHMARK 85 Handicap - 1350m
 01 February 2025 - 16:29
 Track Rating: Good 4, Weather: Fine, Rail Position: True



BRISBANE
RACING CLUB

Section	Overall	1200m	1000m	800m	600m	400m	200m
Section Times	1:19.81 [9] (0:10.63)	1:09.18 [2] (0:10.73)	0:58.45 [1] (0:11.09)	0:47.36 [1] (0:11.70)	0:35.66 [2] (0:11.74)	0:23.92 [1] (0:11.51)	0:12.41 [4] (0:12.41)
Average Speed [km/h]	51.0	67.0	64.9	61.4	60.7	62.6	57.8
Top Speed [km/h]	66.6	68.2	67.9	63.9	62.2	63.9	60.3
Avg. Dist. to Rail [m]	6.3	2.5	0.3	0.6	1.2	1.6	1.0
Avg. Stride Freq. [Hz]	2.3	2.4	2.4	2.3	2.3	2.4	2.3
Avg. Stride Length [m]	6.1	7.6	7.6	7.3	7.3	7.3	7.0



- [] Ranking at each section and finish
- .-.- No data available at this section
- NA No data available



Horse/Jockey Name	Azzareach
Final Rank	10
Fastest Section Time (Section)	0:10.68 (Overall)
Top Speed [km/h] (Section)	67.6 (1200m)
Race State	Finished

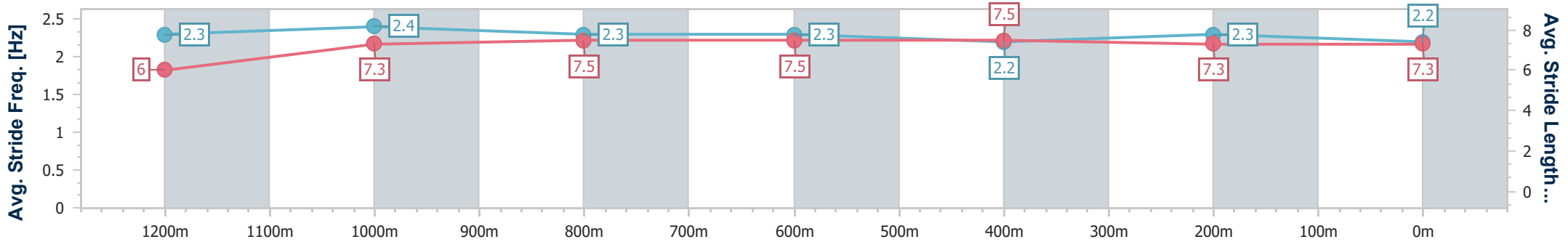
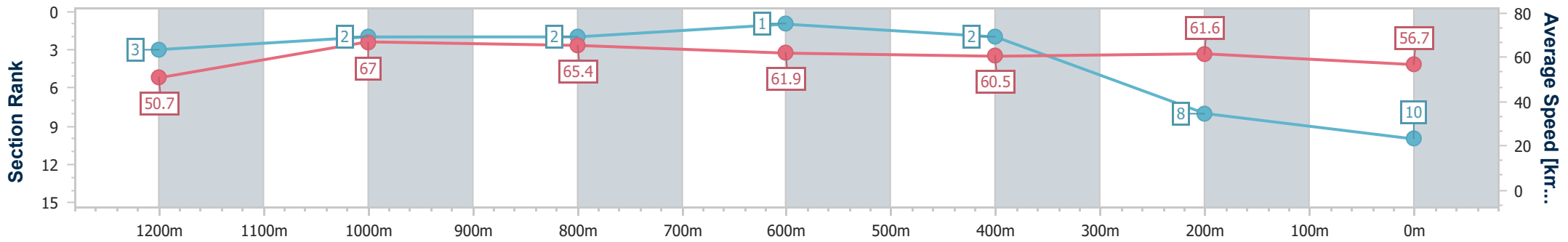


Doomben QLD Professional
Race 8: SKY RACING BENCHMARK 85 Handicap - 1350m
 01 February 2025 - 16:29
 Track Rating: Good 4, Weather: Fine, Rail Position: True



BRISBANE
RACING CLUB

Section	Overall	1200m	1000m	800m	600m	400m	200m
Section Times	1:20.30 [10] (0:10.68)	1:09.62 [3] (0:10.71)	0:58.91 [2] (0:11.07)	0:47.84 [2] (0:11.61)	0:36.23 [1] (0:11.84)	0:24.39 [2] (0:11.70)	0:12.69 [8] (0:12.69)
Average Speed [km/h]	50.7	67.0	65.4	61.9	60.5	61.6	56.7
Top Speed [km/h]	66.2	67.6	67.1	62.8	61.8	62.4	60.6
Avg. Dist. to Rail [m]	7.5	3.1	1.1	0.3	0.6	1.2	4.1
Avg. Stride Freq. [Hz]	2.3	2.4	2.3	2.3	2.2	2.3	2.2
Avg. Stride Length [m]	6.0	7.3	7.5	7.5	7.5	7.3	7.3



- [] Ranking at each section and finish
- .-.- No data available at this section
- NA No data available



Doomben QLD Professional

Race 9: LADBROKES FORM GENIUS OPEN Handicap - 1200m

01 February 2025 - 17:10



BRISBANE
RACING CLUB

Track Rating: Good 4, Weather: Fine, Rail Position: True

Section												Last 600m		
Field Times		Overall	1000m	800m	600m	400m	200m						0:34.04	
		1:08.80 (0:12.76)	0:56.04 (0:10.83)	0:45.21 (0:11.17)	0:34.04 (0:11.12)	0:22.92 (0:11.20)	0:11.72 (0:11.72)							
Rank	TAB	Horse/Jockey	Barrier	Top Speed [km/h]	Fastest Section							Margin	Distance Travelled [m]	
1	6	SAFEWORK Robbie Dolan	7	68.5 400m	0:10.75 1000m	1:08.80 [1] (0:13.32)	0:55.48 [6] (0:10.75)	0:44.73 [7] (0:11.21)	0:33.52 [6] (0:11.28)	0:22.24 [6] (0:10.76)	0:11.48 [3] (0:11.48)	1:08.80	0:33.52	
2	3	KING KAPA Cejay Graham	8	69.9 Overall	0:10.65 1000m	1:08.82 [2] (0:12.94)	0:55.88 [2] (0:10.65)	0:45.23 [1] (0:11.25)	0:33.98 [2] (0:11.28)	0:22.70 [2] (0:10.96)	0:11.74 [1] (0:11.74)	0.12L	0:33.98	-1
3	12	TRIBECA STAR Angela Jones	6	68.7 400m	0:10.69 1000m	1:08.98 [3] (0:13.81)	0:55.17 [10] (0:10.69)	0:44.48 [9] (0:11.19)	0:33.29 [9] (0:11.32)	0:21.97 [10] (0:10.75)	0:11.22 [9] (0:11.22)	1.07L	0:33.29	+1
4	9	HATCHET Nikita Beriman	2	69.4 1000m	0:10.75 1000m	1:09.02 [4] (0:13.12)	0:55.90 [5] (0:10.75)	0:45.15 [5] (0:11.29)	0:33.86 [5] (0:11.38)	0:22.48 [5] (0:11.02)	0:11.46 [5] (0:11.46)	1.29L	0:33.86	-1
5	10	RUSSIAN ALLIANCE Bailey Wheeler	5	70.0 1000m	0:10.62 1000m	1:09.25 [5] (0:13.38)	0:55.87 [7] (0:10.62)	0:45.25 [6] (0:11.37)	0:33.88 [7] (0:11.39)	0:22.49 [8] (0:10.97)	0:11.52 [8] (0:11.52)	2.69L	0:33.88	-1
6	4	MISHANI SNIPER Georgina Cartwright	9	68.5 1000m	0:10.66 1000m	1:09.27 [6] (0:13.58)	0:55.69 [8] (0:10.66)	0:45.03 [8] (0:11.29)	0:33.74 [8] (0:11.17)	0:22.57 [7] (0:10.94)	0:11.63 [7] (0:11.63)	2.77L	0:33.74	-1
7	1	THE BIG GOODBYE James Orman	10	70.2 Overall	0:10.86 1000m	1:09.30 [7] (0:12.76)	0:56.54 [1] (0:10.86)	0:45.68 [2] (0:11.14)	0:34.54 [1] (0:11.12)	0:23.42 [1] (0:11.29)	0:12.13 [2] (0:12.13)	2.94L	0:34.54	-6
8	7	BRING ME KASH Taylor Marshall	4	69.6 1000m	0:10.69 1000m	1:09.64 [8] (0:13.04)	0:56.60 [3] (0:10.69)	0:45.91 [4] (0:11.22)	0:34.69 [3] (0:11.32)	0:23.37 [3] (0:11.21)	0:12.16 [4] (0:12.16)	4.95L	0:34.69	-2
9	11	ATMOSPHERE Emily Lang	1	69.7 1000m	0:10.66 1000m	1:09.89 [9] (0:13.05)	0:56.84 [4] (0:10.66)	0:46.18 [3] (0:11.34)	0:34.84 [4] (0:11.30)	0:23.54 [4] (0:11.21)	0:12.33 [6] (0:12.33)	6.45L	0:34.84	-4
10	2	COIN TOSS Sean Cormack	3	67.9 1000m	0:10.77 1000m	1:11.66 [10] (0:13.75)	0:57.91 [9] (0:10.77)	0:47.14 [10] (0:11.19)	0:35.95 [10] (0:11.29)	0:24.66 [9] (0:11.31)	0:13.35 [10] (0:13.35)	16.87L	0:35.95	-1

Scratched: Ovidius (#5), Constant Flight (#8)

[] Ranking at each section and finish
 -:-:- No data available at this section
 NA No data available

SCN Saddle cloth number
 DNF Did not finish
 DNT Did not track



Horse/Jockey Name	Safework
Final Rank	1
Fastest Section Time (Section)	0:10.75 (1000m)
Top Speed [km/h] (Section)	68.5 (400m)
Race State	Finished

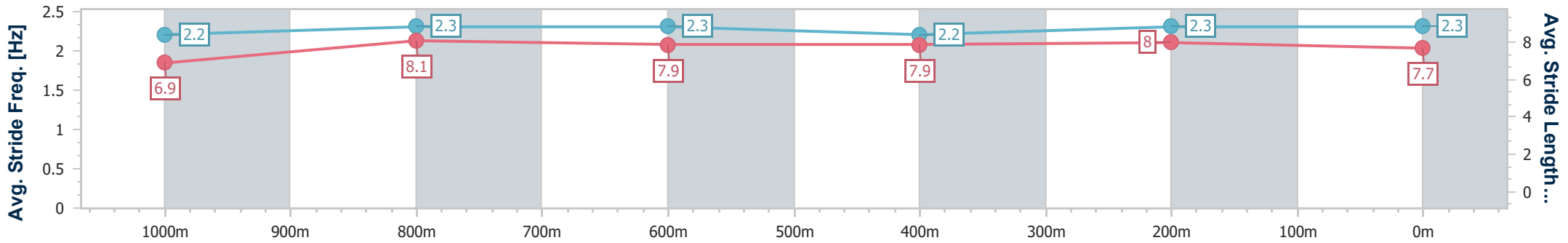
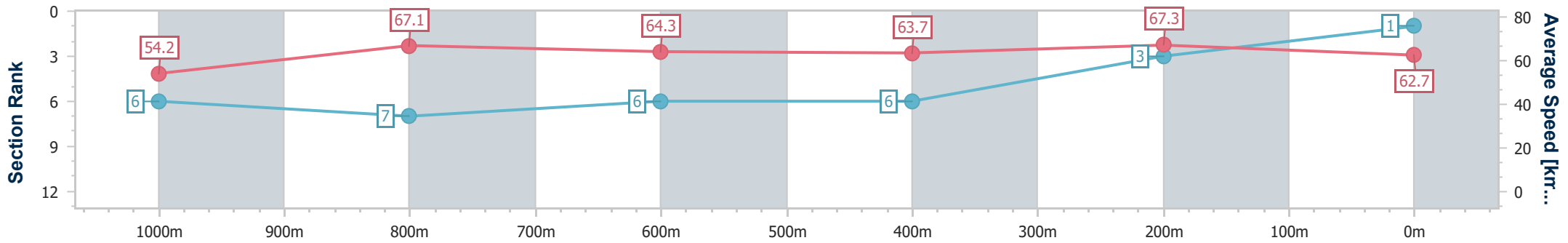


Doomben QLD Professional
Race 9: LADBROKES FORM GENIUS OPEN Handicap - 1200m
 01 February 2025 - 17:10
 Track Rating: Good 4, Weather: Fine, Rail Position: True



BRISBANE
RACING CLUB

Section	Overall	1000m	800m	600m	400m	200m
Section Times	1:08.80 [1] (0:13.32)	0:55.48 [6] (0:10.75)	0:44.73 [7] (0:11.21)	0:33.52 [6] (0:11.28)	0:22.24 [6] (0:10.76)	0:11.48 [3] (0:11.48)
Average Speed [km/h]	54.2	67.1	64.3	63.7	67.3	62.7
Top Speed [km/h]	66.9	68.5	65.5	65.4	68.5	66.5
Avg. Dist. to Rail [m]	4.8	1.1	0.3	0.2	0.9	0.7
Avg. Stride Freq. [Hz]	2.2	2.3	2.3	2.2	2.3	2.3
Avg. Stride Length [m]	6.9	8.1	7.9	7.9	8.0	7.7



- [] Ranking at each section and finish
- .-.- No data available at this section
- NA No data available



Horse/Jockey Name	King Kapa
Final Rank	2
Fastest Section Time (Section)	0:10.65 (1000m)
Top Speed [km/h] (Section)	69.9 (Overall)
Race State	Finished



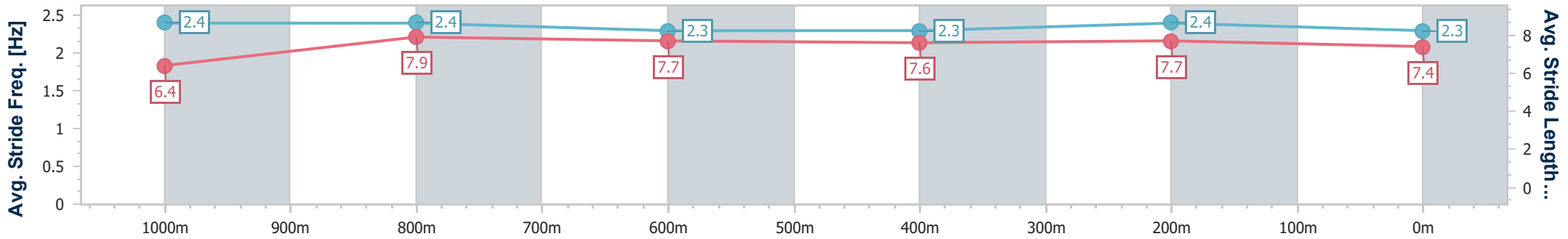
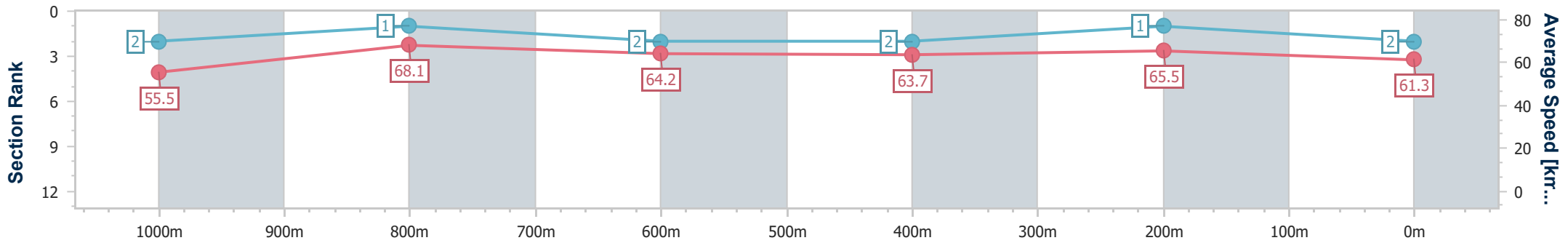
Doomben QLD Professional
Race 9: LADBROKES FORM GENIUS OPEN Handicap - 1200m



01 February 2025 - 17:10
Track Rating: Good 4, Weather: Fine, Rail Position: True

BRISBANE
RACING CLUB

Section	Overall	1000m	800m	600m	400m	200m
Section Times	1:08.82 [2] (0:12.94)	0:55.88 [2] (0:10.65)	0:45.23 [1] (0:11.25)	0:33.98 [2] (0:11.28)	0:22.70 [2] (0:10.96)	0:11.74 [1] (0:11.74)
Average Speed [km/h]	55.5	68.1	64.2	63.7	65.5	61.3
Top Speed [km/h]	69.9	69.9	64.9	64.6	66.9	65.3
Avg. Dist. to Rail [m]	6.0	1.7	1.0	0.4	1.0	0.6
Avg. Stride Freq. [Hz]	2.4	2.4	2.3	2.3	2.4	2.3
Avg. Stride Length [m]	6.4	7.9	7.7	7.6	7.7	7.4



- [] Ranking at each section and finish
- .-.- No data available at this section
- NA No data available



Horse/Jockey Name	Tribeca Star
Final Rank	3
Fastest Section Time (Section)	0:10.69 (1000m)
Top Speed [km/h] (Section)	68.7 (400m)
Race State	Finished

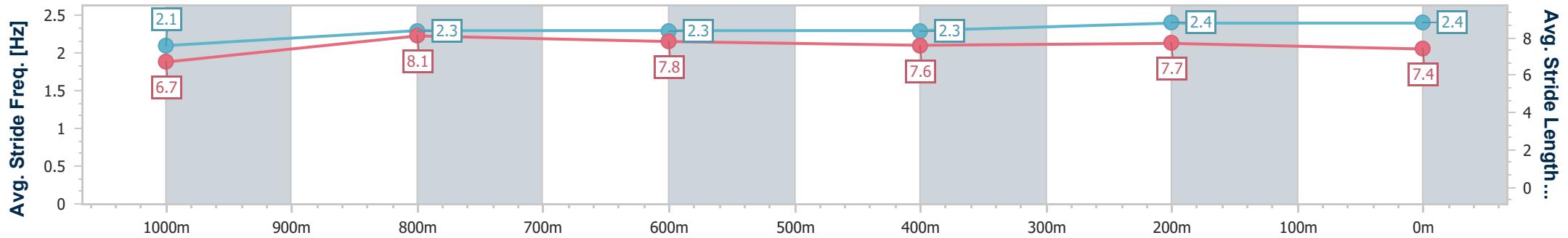
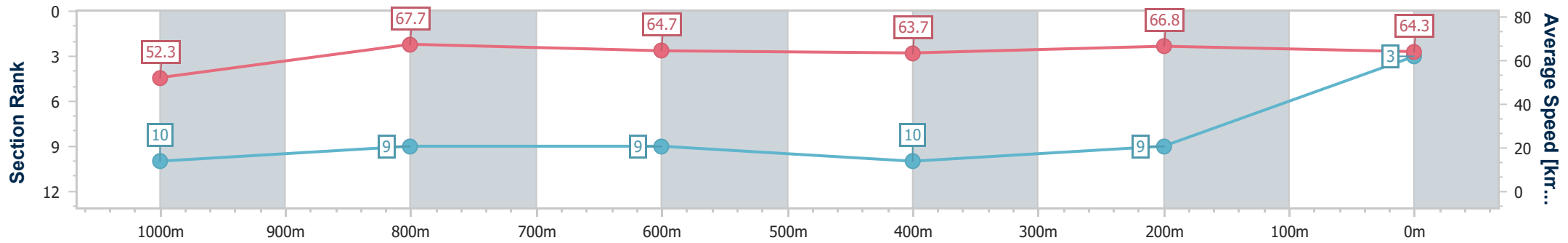


Doomben QLD Professional
Race 9: LADBROKES FORM GENIUS OPEN Handicap - 1200m
 01 February 2025 - 17:10
 Track Rating: Good 4, Weather: Fine, Rail Position: True



BRISBANE
RACING CLUB

Section	Overall	1000m	800m	600m	400m	200m
Section Times	1:08.98 [3] (0:13.81)	0:55.17 [10] (0:10.69)	0:44.48 [9] (0:11.19)	0:33.29 [9] (0:11.32)	0:21.97 [10] (0:10.75)	0:11.22 [9]
Average Speed [km/h]	52.3	67.7	64.7	63.7	66.8	64.3
Top Speed [km/h]	66.6	68.5	66.5	64.5	68.7	68.5
Avg. Dist. to Rail [m]	4.1	2.4	1.0	0.5	1.0	1.9
Avg. Stride Freq. [Hz]	2.1	2.3	2.3	2.3	2.4	2.4
Avg. Stride Length [m]	6.7	8.1	7.8	7.6	7.7	7.4



- [] Ranking at each section and finish
- .-.- No data available at this section
- NA No data available



Horse/Jockey Name	Hatchet
Final Rank	4
Fastest Section Time (Section)	0:10.75 (1000m)
Top Speed [km/h] (Section)	69.4 (1000m)
Race State	Finished

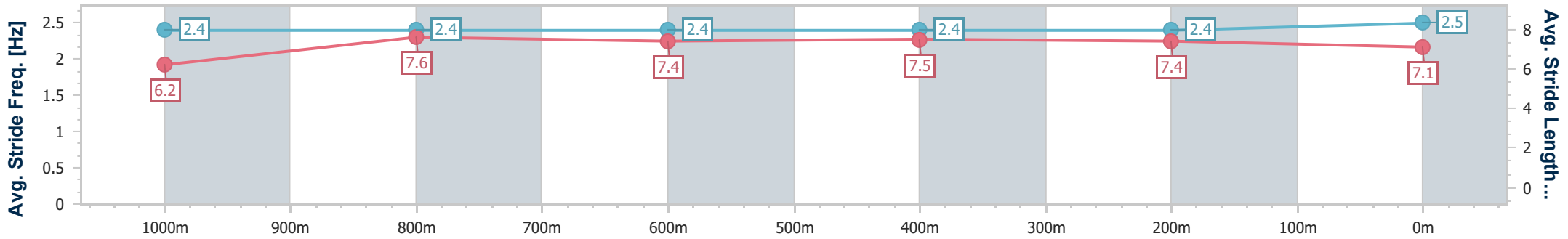
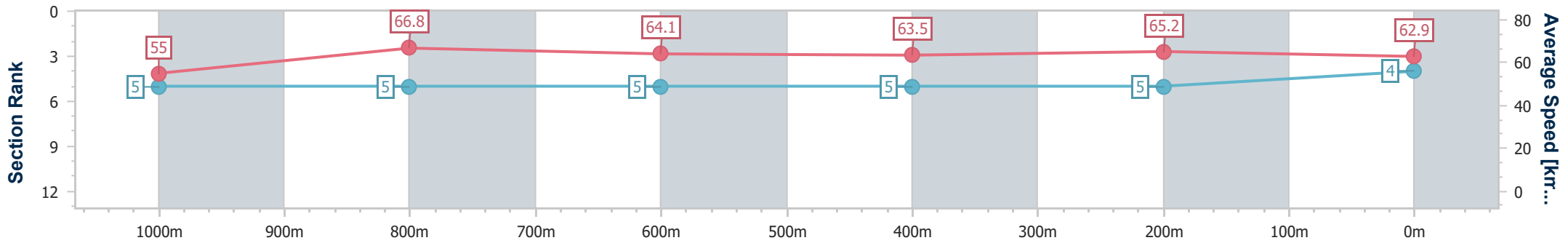


Doomben QLD Professional
Race 9: LADBROKES FORM GENIUS OPEN Handicap - 1200m
 01 February 2025 - 17:10
 Track Rating: Good 4, Weather: Fine, Rail Position: True



BRISBANE
RACING CLUB

Section	Overall	1000m	800m	600m	400m	200m
Section Times	1:09.02 [4] (0:13.12)	0:55.90 [5] (0:10.75)	0:45.15 [5] (0:11.29)	0:33.86 [5] (0:11.38)	0:22.48 [5] (0:11.02)	0:11.46 [5] (0:11.46)
Average Speed [km/h]	55.0	66.8	64.1	63.5	65.2	62.9
Top Speed [km/h]	69.0	69.4	64.8	64.8	67.1	65.8
Avg. Dist. to Rail [m]	1.8	0.6	0.7	0.8	0.4	0.9
Avg. Stride Freq. [Hz]	2.4	2.4	2.4	2.4	2.4	2.5
Avg. Stride Length [m]	6.2	7.6	7.4	7.5	7.4	7.1



- [] Ranking at each section and finish
- .-.-.- No data available at this section
- NA No data available



Horse/Jockey Name	Russian Alliance
Final Rank	5
Fastest Section Time (Section)	0:10.62 (1000m)
Top Speed [km/h] (Section)	70.0 (1000m)
Race State	Finished

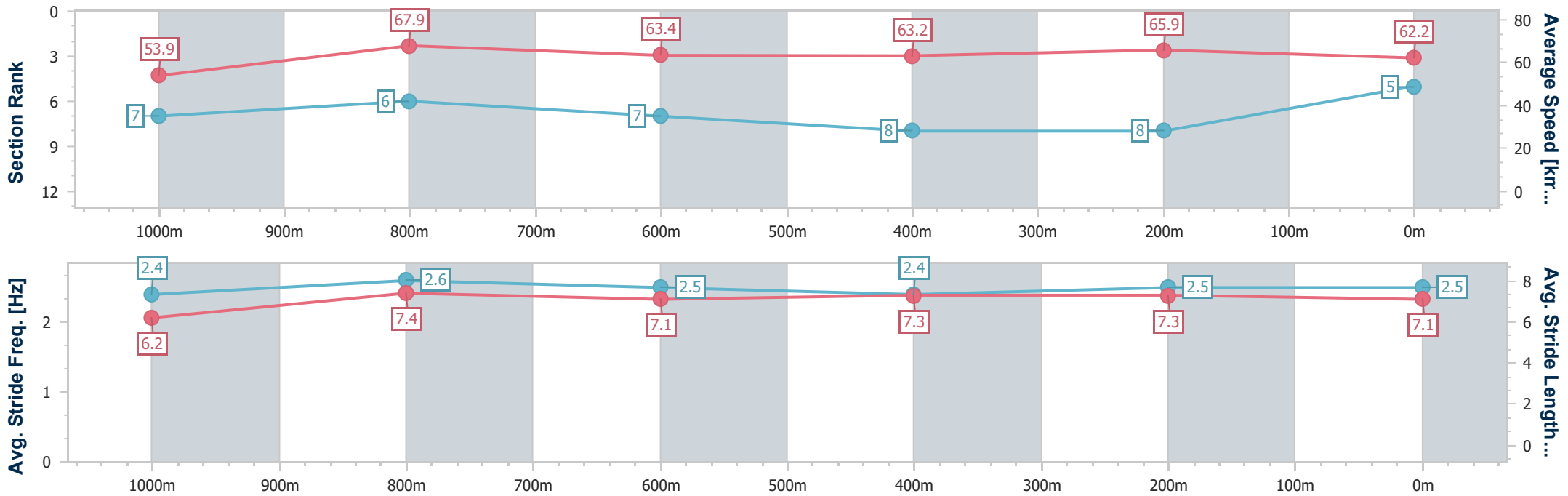


Doomben QLD Professional
Race 9: LADBROKES FORM GENIUS OPEN Handicap - 1200m
 01 February 2025 - 17:10
 Track Rating: Good 4, Weather: Fine, Rail Position: True



BRISBANE
RACING CLUB

Section	Overall	1000m	800m	600m	400m	200m
Section Times	1:09.25 [5] (0:13.38)	0:55.87 [7] (0:10.62)	0:45.25 [6] (0:11.37)	0:33.88 [7] (0:11.39)	0:22.49 [8] (0:10.97)	0:11.52 [8] (0:11.52)
Average Speed [km/h]	53.9	67.9	63.4	63.2	65.9	62.2
Top Speed [km/h]	69.8	70.0	64.9	65.3	67.7	66.6
Avg. Dist. to Rail [m]	3.9	0.8	0.5	0.3	1.8	2.5
Avg. Stride Freq. [Hz]	2.4	2.6	2.5	2.4	2.5	2.5
Avg. Stride Length [m]	6.2	7.4	7.1	7.3	7.3	7.1



- [] Ranking at each section and finish
- .-.- No data available at this section
- NA No data available



Horse/Jockey Name	Mishani Sniper
Final Rank	6
Fastest Section Time (Section)	0:10.66 (1000m)
Top Speed [km/h] (Section)	68.5 (1000m)
Race State	Finished

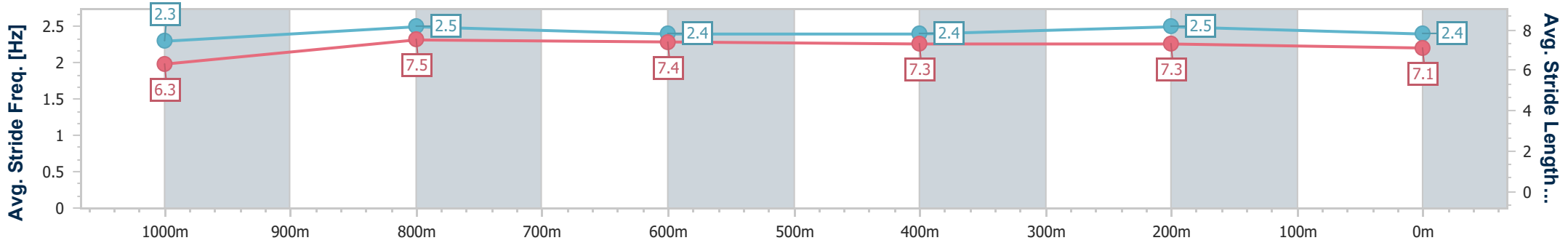
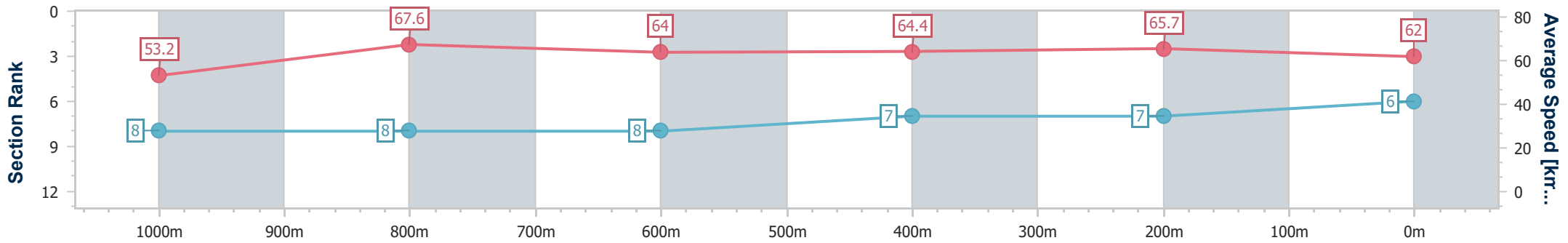


Doomben QLD Professional
Race 9: LADBROKES FORM GENIUS OPEN Handicap - 1200m
 01 February 2025 - 17:10
 Track Rating: Good 4, Weather: Fine, Rail Position: True



BRISBANE
RACING CLUB

Section	Overall	1000m	800m	600m	400m	200m
Section Times	1:09.27 [6] (0:13.58)	0:55.69 [8] (0:10.66)	0:45.03 [8] (0:11.29)	0:33.74 [8] (0:11.17)	0:22.57 [7] (0:10.94)	0:11.63 [7] (0:11.63)
Average Speed [km/h]	53.2	67.6	64.0	64.4	65.7	62.0
Top Speed [km/h]	68.1	68.5	66.1	65.2	66.3	65.5
Avg. Dist. to Rail [m]	5.8	1.1	0.6	0.3	1.9	2.6
Avg. Stride Freq. [Hz]	2.3	2.5	2.4	2.4	2.5	2.4
Avg. Stride Length [m]	6.3	7.5	7.4	7.3	7.3	7.1



- [] Ranking at each section and finish
- .-.- No data available at this section
- NA No data available



Horse/Jockey Name	The Big Goodbye
Final Rank	7
Fastest Section Time (Section)	0:10.86 (1000m)
Top Speed [km/h] (Section)	70.2 (Overall)
Race State	Finished

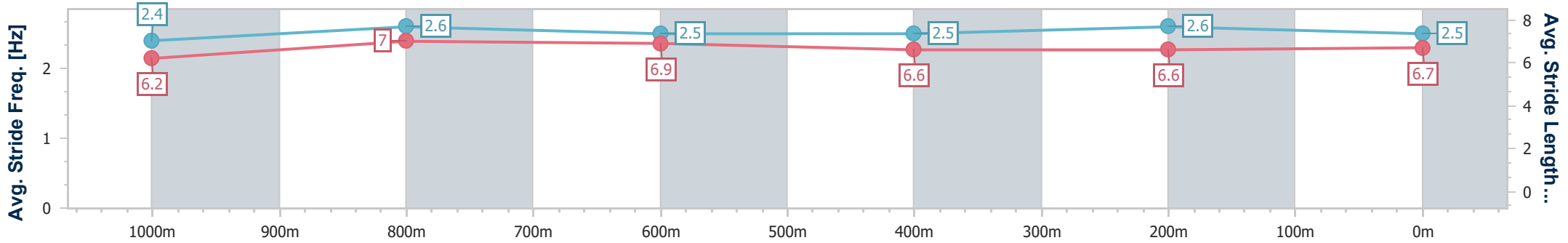
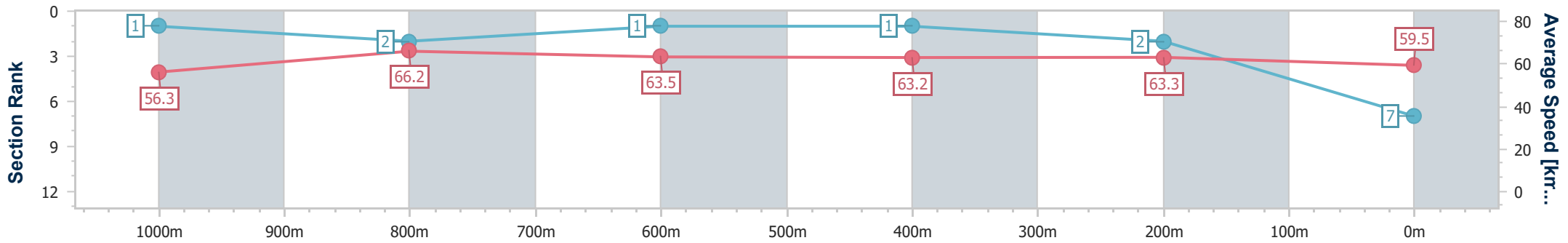


Doomben QLD Professional
Race 9: LADBROKES FORM GENIUS OPEN Handicap - 1200m
 01 February 2025 - 17:10
 Track Rating: Good 4, Weather: Fine, Rail Position: True



BRISBANE
RACING CLUB

Section	Overall	1000m	800m	600m	400m	200m
Section Times	1:09.30 [7] (0:12.76)	0:56.54 [1] (0:10.86)	0:45.68 [2] (0:11.14)	0:34.54 [1] (0:11.12)	0:23.42 [1] (0:11.29)	0:12.13 [2] (0:12.13)
Average Speed [km/h]	56.3	66.2	63.5	63.2	63.3	59.5
Top Speed [km/h]	70.2	69.2	64.2	64.2	64.7	63.0
Avg. Dist. to Rail [m]	6.6	0.3	3.8	4.7	1.4	3.8
Avg. Stride Freq. [Hz]	2.4	2.6	2.5	2.5	2.6	2.5
Avg. Stride Length [m]	6.2	7.0	6.9	6.6	6.6	6.7



- [] Ranking at each section and finish
- .-.- No data available at this section
- NA No data available



Horse/Jockey Name	Bring Me Kash
Final Rank	8
Fastest Section Time (Section)	0:10.69 (1000m)
Top Speed [km/h] (Section)	69.6 (1000m)
Race State	Finished

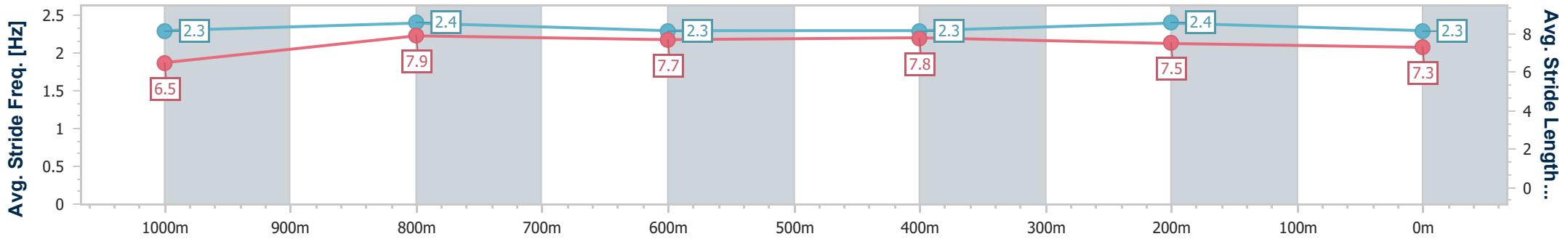
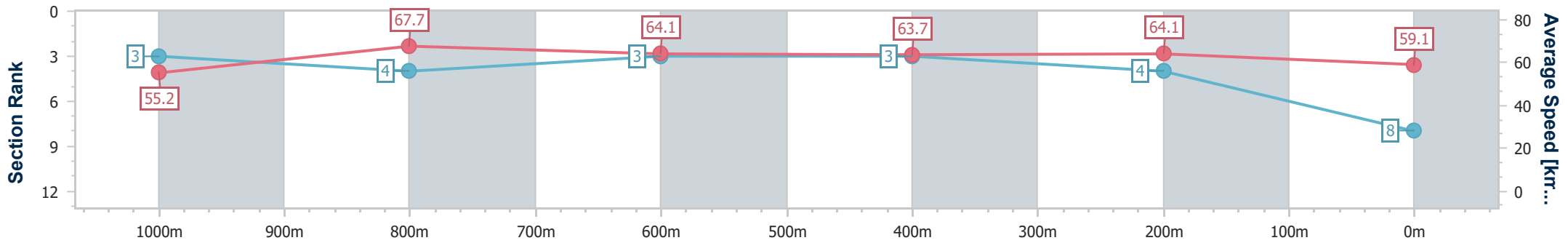


Doomben QLD Professional
Race 9: LADBROKES FORM GENIUS OPEN Handicap - 1200m
 01 February 2025 - 17:10
 Track Rating: Good 4, Weather: Fine, Rail Position: True



BRISBANE
RACING CLUB

Section	Overall	1000m	800m	600m	400m	200m
Section Times	1:09.64 [8] (0:13.04)	0:56.60 [3] (0:10.69)	0:45.91 [4] (0:11.22)	0:34.69 [3] (0:11.32)	0:23.37 [3] (0:11.21)	0:12.16 [4] (0:12.16)
Average Speed [km/h]	55.2	67.7	64.1	63.7	64.1	59.1
Top Speed [km/h]	69.4	69.6	65.1	65.2	66.7	62.3
Avg. Dist. to Rail [m]	3.4	1.6	0.5	0.4	0.6	1.0
Avg. Stride Freq. [Hz]	2.3	2.4	2.3	2.3	2.4	2.3
Avg. Stride Length [m]	6.5	7.9	7.7	7.8	7.5	7.3



- [] Ranking at each section and finish
- .-.- No data available at this section
- NA No data available



Horse/Jockey Name	Atmosphere
Final Rank	9
Fastest Section Time (Section)	0:10.66 (1000m)
Top Speed [km/h] (Section)	69.7 (1000m)
Race State	Finished

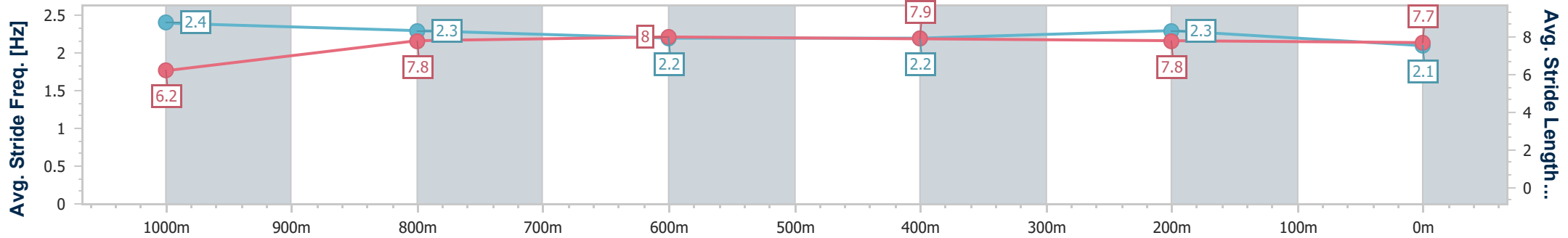
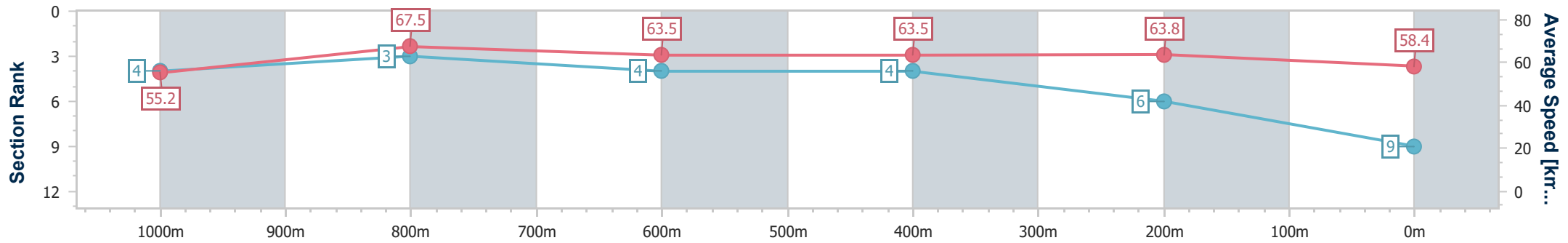


Doomben QLD Professional
Race 9: LADBROKES FORM GENIUS OPEN Handicap - 1200m
 01 February 2025 - 17:10
 Track Rating: Good 4, Weather: Fine, Rail Position: True



BRISBANE
RACING CLUB

Section	Overall	1000m	800m	600m	400m	200m
Section Times	1:09.89 [9] (0:13.05)	0:56.84 [4] (0:10.66)	0:46.18 [3] (0:11.34)	0:34.84 [4] (0:11.30)	0:23.54 [4] (0:11.21)	0:12.33 [6] (0:12.33)
Average Speed [km/h]	55.2	67.5	63.5	63.5	63.8	58.4
Top Speed [km/h]	69.5	69.7	65.4	64.6	64.6	62.4
Avg. Dist. to Rail [m]	0.9	0.3	0.1	0.9	1.6	1.4
Avg. Stride Freq. [Hz]	2.4	2.3	2.2	2.2	2.3	2.1
Avg. Stride Length [m]	6.2	7.8	8.0	7.9	7.8	7.7



- [] Ranking at each section and finish
- .-.- No data available at this section
- NA No data available



Horse/Jockey Name	Coin Toss
Final Rank	10
Fastest Section Time (Section)	0:10.77 (1000m)
Top Speed [km/h] (Section)	67.9 (1000m)
Race State	Finished

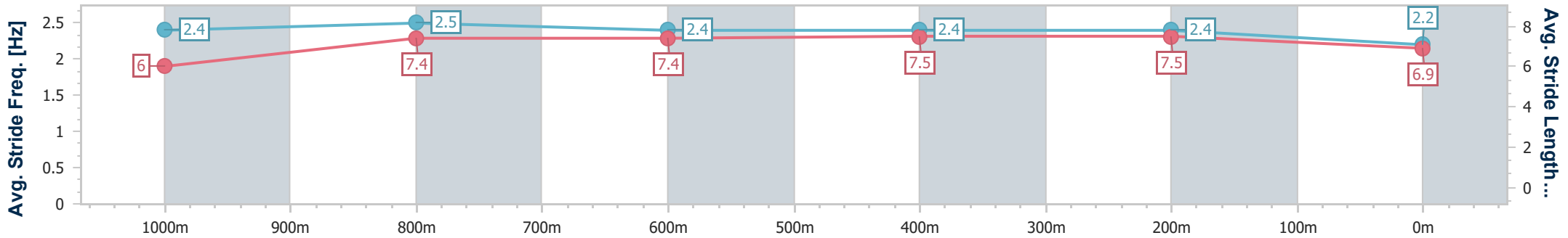
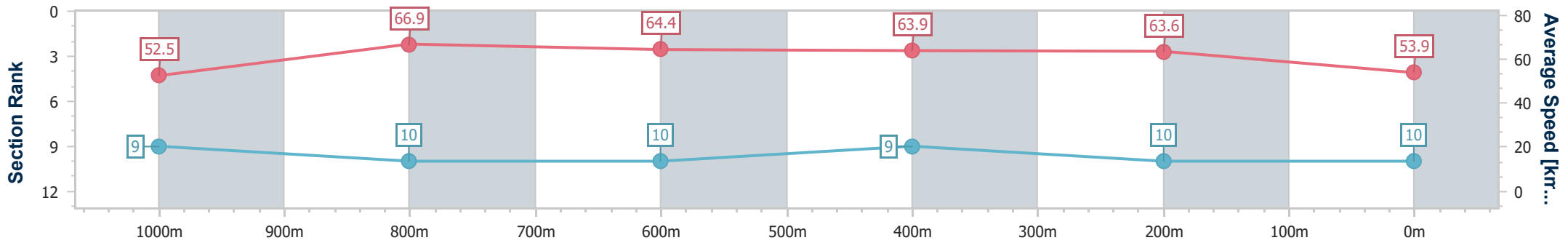


Doomben QLD Professional
Race 9: LADBROKES FORM GENIUS OPEN Handicap - 1200m
 01 February 2025 - 17:10
 Track Rating: Good 4, Weather: Fine, Rail Position: True



BRISBANE
RACING CLUB

Section	Overall	1000m	800m	600m	400m	200m
Section Times	1:11.66 [10] (0:13.75)	0:57.91 [9] (0:10.77)	0:47.14 [10] (0:11.19)	0:35.95 [10] (0:11.29)	0:24.66 [9] (0:11.31)	0:13.35 [10] (0:13.35)
Average Speed [km/h]	52.5	66.9	64.4	63.9	63.6	53.9
Top Speed [km/h]	67.1	67.9	66.5	65.3	65.7	62.2
Avg. Dist. to Rail [m]	2.0	0.4	0.7	0.5	1.7	2.0
Avg. Stride Freq. [Hz]	2.4	2.5	2.4	2.4	2.4	2.2
Avg. Stride Length [m]	6.0	7.4	7.4	7.5	7.5	6.9



- [] Ranking at each section and finish
- .-.- No data available at this section
- NA No data available



Doomben QLD Professional

Race 10: THE GIBSON Class 4 Handicap - 1200m

01 February 2025 - 17:50



BRISBANE
RACING CLUB

Track Rating: Good 4, Weather: Fine, Rail Position: True

Section												Last 600m	
Field Times		Overall	1000m	800m	600m	400m	200m						0:34.35
		1:09.72 (0:13.52)	0:56.20 (0:10.78)	0:45.42 (0:11.07)	0:34.35 (0:11.53)	0:22.82 (0:11.26)	0:11.56 (0:11.56)						
Rank	TAB Horse/Jockey	Barrier	Top Speed [km/h]	Fastest Section							Margin	Distance Travelled [m]	
1	14 VOLCANIC LOVE Bailey Wheeler	7	68.7	0:10.74	1:09.72 [1]	0:55.49 [11]	0:44.75 [10]	0:33.54 [10]	0:22.29 [9]	0:11.43 [6]	1:09.72	0:33.54	
			1000m	1000m	(0:14.23)	(0:10.74)	(0:11.21)	(0:11.25)	(0:10.86)	(0:11.43)			
2	5 MINTAKA LAD James Orman	10	67.9	0:10.84	1:09.74 [2]	0:55.89 [6]	0:45.05 [6]	0:33.91 [7]	0:22.57 [5]	0:11.58 [1]	0.14L	0:33.91	+7
			800m	1000m	(0:13.85)	(0:10.84)	(0:11.14)	(0:11.34)	(0:10.99)	(0:11.58)			
3	4 LUBRICATION Cody Collis	12	67.9	0:10.78	1:09.82 [3]	0:55.36 [12]	0:44.58 [12]	0:33.51 [12]	0:22.24 [11]	0:11.18 [11]	0.6L	0:33.51	+2
			1000m	1000m	(0:14.46)	(0:10.78)	(0:11.07)	(0:11.27)	(0:11.06)	(0:11.18)			
4	18 MISS BAYLES Robbie Dolan	4	67.3	0:10.85	1:09.86 [4]	0:55.79 [8]	0:44.94 [9]	0:33.84 [8]	0:22.43 [10]	0:11.40 [9]	0.8L	0:33.84	-3
			1000m	1000m	(0:14.07)	(0:10.85)	(0:11.10)	(0:11.41)	(0:11.03)	(0:11.40)			
5	13 REDZOUST Cejay Graham	9	68.5	0:10.78	1:10.01 [5]	0:55.80 [10]	0:45.02 [11]	0:33.79 [11]	0:22.33 [12]	0:11.32 [12]	1.71L	0:33.79	+1
			1000m	1000m	(0:14.21)	(0:10.78)	(0:11.23)	(0:11.46)	(0:11.01)	(0:11.32)			
6	7 MOUNT FUJI Michael Rodd	8	68.6	0:10.64	1:10.03 [6]	0:55.90 [9]	0:45.26 [8]	0:34.22 [6]	0:22.90 [3]	0:11.77 [4]	1.81L	0:34.22	+4
			1000m	1000m	(0:14.13)	(0:10.64)	(0:11.04)	(0:11.32)	(0:11.13)	(0:11.77)			
7	19 FIGHTING IDOL Tahlia Fenlon	6	69.6	0:10.83	1:10.14 [7]	0:56.55 [2]	0:45.72 [3]	0:34.52 [3]	0:22.99 [4]	0:11.86 [5]	2.47L	0:34.52	+0
			Overall	1000m	(0:13.59)	(0:10.83)	(0:11.20)	(0:11.53)	(0:11.13)	(0:11.86)			
8	15 SURFERS ROYALE Angela Jones	11	69.5	0:10.78	1:10.26 [8]	0:56.74 [1]	0:45.96 [1]	0:34.89 [1]	0:23.36 [1]	0:12.05 [2]	3.19L	0:34.89	-3
			1000m	1000m	(0:13.52)	(0:10.78)	(0:11.07)	(0:11.53)	(0:11.31)	(0:12.05)			
9	10 JAYANTHI Nikita Beriman	1	68.7	0:10.85	1:10.38 [9]	0:56.65 [3]	0:45.80 [5]	0:34.63 [5]	0:23.19 [7]	0:12.02 [7]	3.87L	0:34.63	-2
			1000m	1000m	(0:13.73)	(0:10.85)	(0:11.17)	(0:11.44)	(0:11.17)	(0:12.02)			
10	6 DAMO DAYZ Kyle Wilson-Taylor	2	68.4	0:10.74	1:10.55 [10]	0:56.82 [4]	0:46.08 [4]	0:34.81 [4]	0:23.38 [6]	0:12.16 [8]	4.91L	0:34.81	+0
			1000m	1000m	(0:13.73)	(0:10.74)	(0:11.27)	(0:11.43)	(0:11.22)	(0:12.16)			

Scratched: Caspernova (#17), Decisive Lass (#16), Atmosphere (#1), Tribeca Star (#2), Addriel (#3), The Fixer (#8), Kemi Zabi (#11)

[] Ranking at each section and finish
 -:-:- No data available at this section
 NA No data available

SCN Saddle cloth number
 DNF Did not finish
 DNT Did not track



Doomben QLD Professional
Race 10: THE GIBSON Class 4 Handicap - 1200m
01 February 2025 - 17:50



Track Rating: Good 4, Weather: Fine, Rail Position: True

Section		Overall	1000m	800m	600m	400m	200m	Last 600m					
Field Times		1:09.72 (0:13.52)	0:56.20 (0:10.78)	0:45.42 (0:11.07)	0:34.35 (0:11.53)	0:22.82 (0:11.26)	0:11.56 (0:11.56)	0:34.35					
Rank	TAB Horse/Jockey	Barrier	Top Speed [km/h]	Fastest Section	Margin							Distance Travelled [m]	
11	9 NEVER GIVE UP Justin Huxtable	3	68.0 1000m	0:10.85 1000m	1:10.65 [11] (0:13.91)	0:56.74 [7] (0:10.85)	0:45.89 [7] (0:11.29)	0:34.60 [9] (0:11.37)	0:23.23 [8] (0:11.09)	0:12.14 [10] (0:12.14)	5.45L	0:34.60	+0
12	12 MY MUM'S TOYBOY Micheal Hellyer	5	70.3 1000m	0:10.56 1000m	1:11.67 [12] (0:13.79)	0:57.88 [5] (0:10.56)	0:47.32 [2] (0:11.10)	0:36.22 [2] (0:11.49)	0:24.73 [2] (0:11.28)	0:13.45 [3] (0:13.45)	11.44L	0:36.22	+1

Scratched: Caspernova (#17), Decisive Lass (#16), Atmosphere (#1), Tribeca Star (#2), Addriel (#3), The Fixer (#8), Kemi Zabi (#11)

[] Ranking at each section and finish
 -:-:-:- No data available at this section
 NA No data available

SCN Saddle cloth number
 DNF Did not finish
 DNT Did not track



Horse/Jockey Name	Volcanic Love
Final Rank	1
Fastest Section Time (Section)	0:10.74 (1000m)
Top Speed [km/h] (Section)	68.7 (1000m)
Race State	Finished

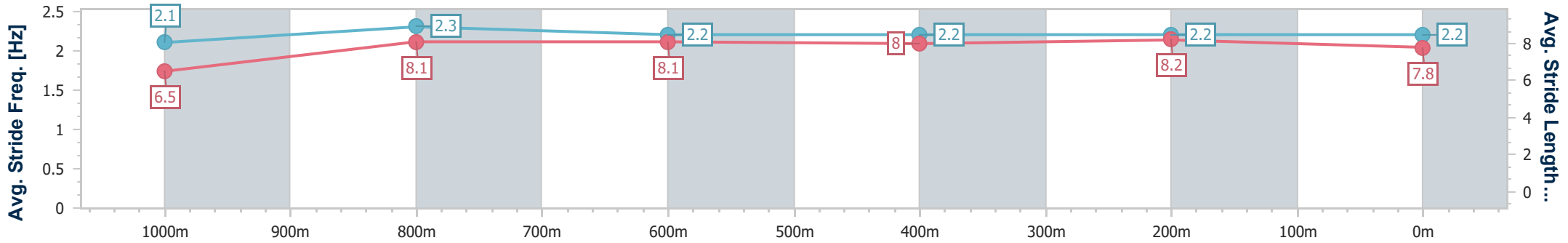
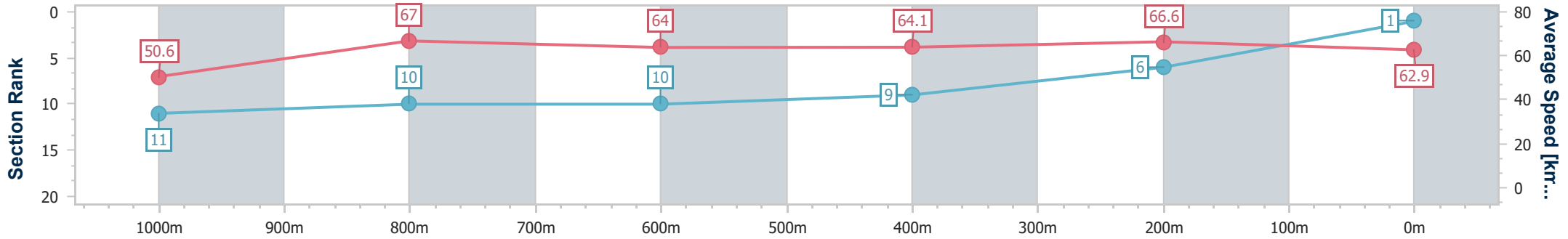


Doomben QLD Professional
Race 10: THE GIBSON Class 4 Handicap - 1200m
 01 February 2025 - 17:50
 Track Rating: Good 4, Weather: Fine, Rail Position: True



BRISBANE
RACING CLUB

Section	Overall	1000m	800m	600m	400m	200m
Section Times	1:09.72 [1] (0:14.23)	0:55.49 [11] (0:10.74)	0:44.75 [10] (0:11.21)	0:33.54 [10] (0:11.25)	0:22.29 [9] (0:10.86)	0:11.43 [6] (0:11.43)
Average Speed [km/h]	50.6	67.0	64.0	64.1	66.6	62.9
Top Speed [km/h]	65.6	68.7	65.5	65.5	68.0	65.1
Avg. Dist. to Rail [m]	4.5	0.3	0.7	0.4	3.8	6.4
Avg. Stride Freq. [Hz]	2.1	2.3	2.2	2.2	2.2	2.2
Avg. Stride Length [m]	6.5	8.1	8.1	8.0	8.2	7.8



- [] Ranking at each section and finish
- .-.- No data available at this section
- NA No data available



Horse/Jockey Name	Mintaka Lad
Final Rank	2
Fastest Section Time (Section)	0:10.84 (1000m)
Top Speed [km/h] (Section)	67.9 (800m)
Race State	Finished

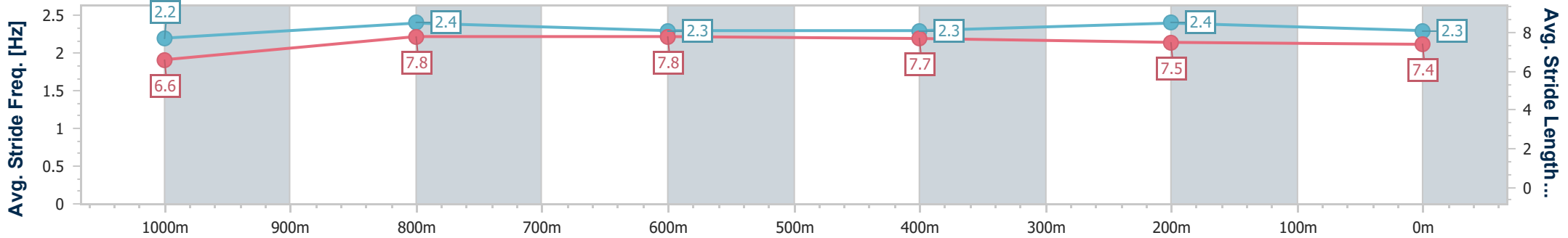
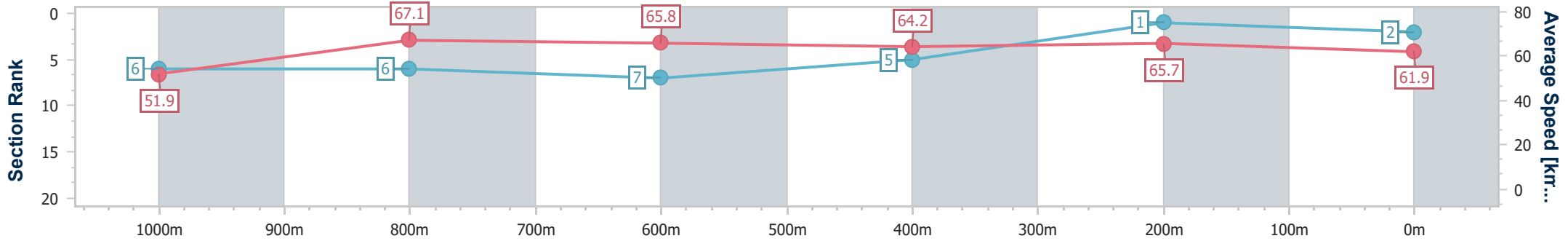


Doomben QLD Professional
Race 10: THE GIBSON Class 4 Handicap - 1200m
 01 February 2025 - 17:50
 Track Rating: Good 4, Weather: Fine, Rail Position: True



BRISBANE
RACING CLUB

Section	Overall	1000m	800m	600m	400m	200m
Section Times	1:09.74 [2] (0:13.85)	0:55.89 [6] (0:10.84)	0:45.05 [6] (0:11.14)	0:33.91 [7] (0:11.34)	0:22.57 [5] (0:10.99)	0:11.58 [1] (0:11.58)
Average Speed [km/h]	51.9	67.1	65.8	64.2	65.7	61.9
Top Speed [km/h]	66.9	67.9	67.9	65.7	67.0	66.0
Avg. Dist. to Rail [m]	7.1	3.6	3.7	2.0	1.0	2.7
Avg. Stride Freq. [Hz]	2.2	2.4	2.3	2.3	2.4	2.3
Avg. Stride Length [m]	6.6	7.8	7.8	7.7	7.5	7.4



- [] Ranking at each section and finish
- .-.- No data available at this section
- NA No data available



Horse/Jockey Name	Lubrication
Final Rank	3
Fastest Section Time (Section)	0:10.78 (1000m)
Top Speed [km/h] (Section)	67.9 (1000m)
Race State	Finished

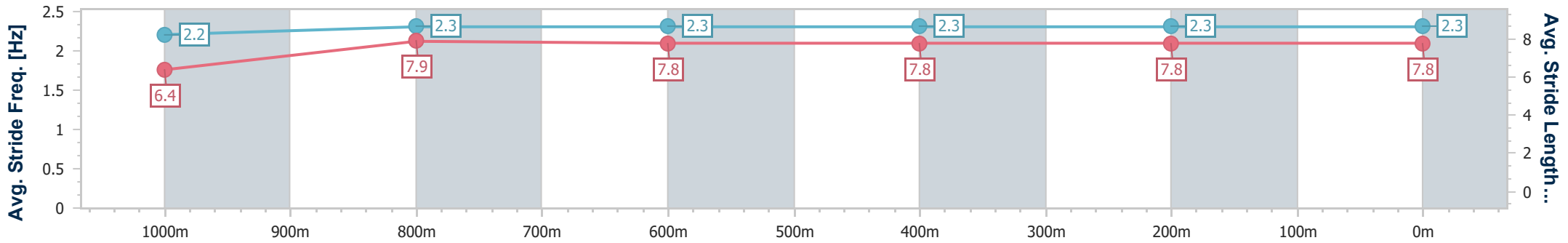
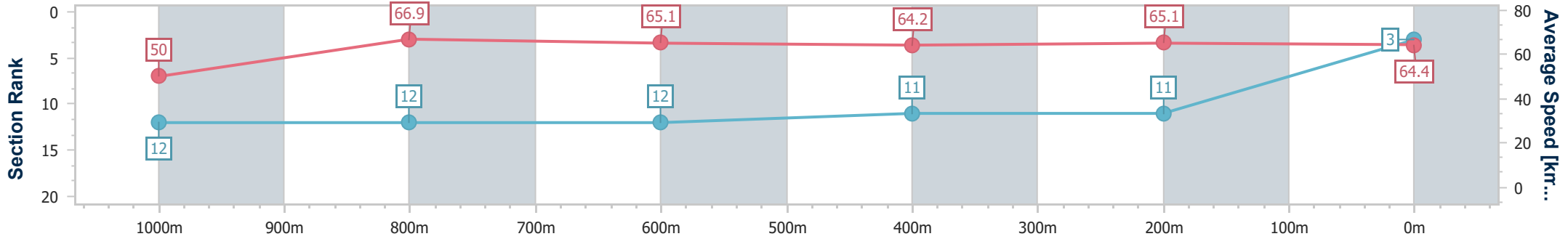


Doomben QLD Professional
Race 10: THE GIBSON Class 4 Handicap - 1200m
 01 February 2025 - 17:50
 Track Rating: Good 4, Weather: Fine, Rail Position: True



BRISBANE
RACING CLUB

Section	Overall	1000m	800m	600m	400m	200m
Section Times	1:09.82 [3] (0:14.46)	0:55.36 [12] (0:10.78)	0:44.58 [12] (0:11.07)	0:33.51 [12] (0:11.27)	0:22.24 [11] (0:11.06)	0:11.18 [11] (0:11.18)
Average Speed [km/h]	50.0	66.9	65.1	64.2	65.1	64.4
Top Speed [km/h]	65.6	67.9	66.0	65.6	66.2	65.8
Avg. Dist. to Rail [m]	7.3	0.9	0.8	0.4	1.9	5.4
Avg. Stride Freq. [Hz]	2.2	2.3	2.3	2.3	2.3	2.3
Avg. Stride Length [m]	6.4	7.9	7.8	7.8	7.8	7.8



- [] Ranking at each section and finish
- .-.- No data available at this section
- NA No data available



Horse/Jockey Name	Miss Bayles
Final Rank	4
Fastest Section Time (Section)	0:10.85 (1000m)
Top Speed [km/h] (Section)	67.3 (1000m)
Race State	Finished

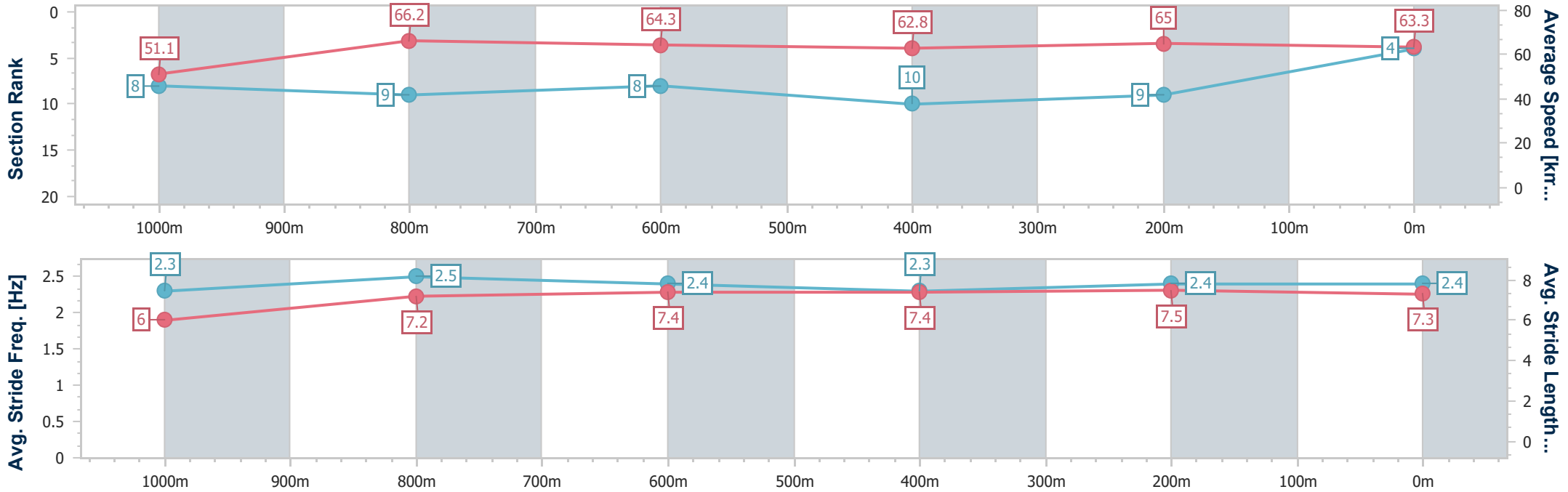


Doomben QLD Professional
Race 10: THE GIBSON Class 4 Handicap - 1200m
 01 February 2025 - 17:50
 Track Rating: Good 4, Weather: Fine, Rail Position: True



BRISBANE
RACING CLUB

Section	Overall	1000m	800m	600m	400m	200m
Section Times	1:09.86 [4] (0:14.07)	0:55.79 [8] (0:10.85)	0:44.94 [9] (0:11.10)	0:33.84 [8] (0:11.41)	0:22.43 [10] (0:11.03)	0:11.40 [9] (0:11.40)
Average Speed [km/h]	51.1	66.2	64.3	62.8	65.0	63.3
Top Speed [km/h]	66.1	67.3	65.1	64.6	66.9	65.3
Avg. Dist. to Rail [m]	2.8	0.4	1.5	1.2	1.5	3.3
Avg. Stride Freq. [Hz]	2.3	2.5	2.4	2.3	2.4	2.4
Avg. Stride Length [m]	6.0	7.2	7.4	7.4	7.5	7.3



- [] Ranking at each section and finish
- .-.- No data available at this section
- NA No data available



Horse/Jockey Name	Redzoust
Final Rank	5
Fastest Section Time (Section)	0:10.78 (1000m)
Top Speed [km/h] (Section)	68.5 (1000m)
Race State	Finished

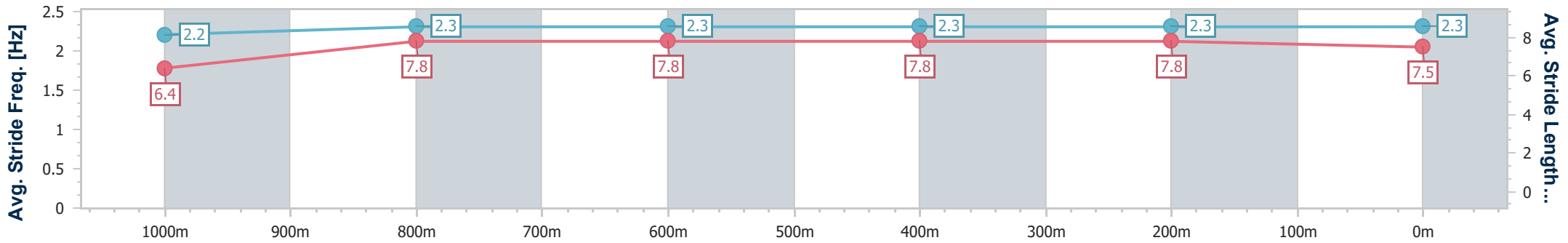
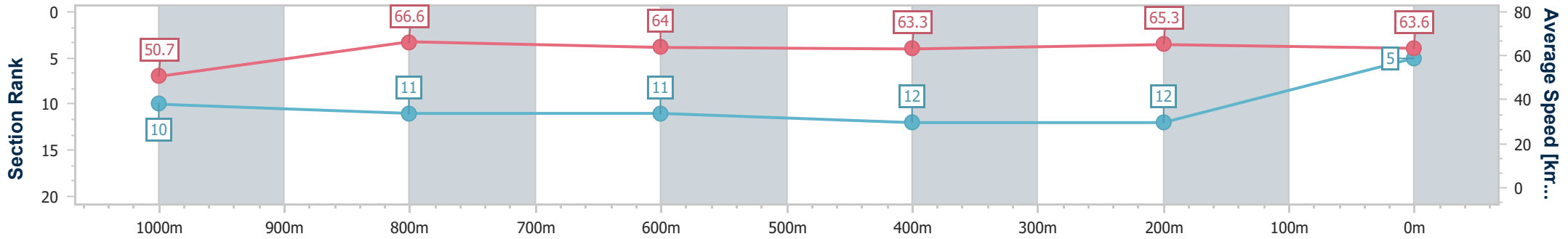


Doomben QLD Professional
Race 10: THE GIBSON Class 4 Handicap - 1200m
 01 February 2025 - 17:50
 Track Rating: Good 4, Weather: Fine, Rail Position: True



BRISBANE
RACING CLUB

Section	Overall	1000m	800m	600m	400m	200m
Section Times	1:10.01 [5] (0:14.21)	0:55.80 [10] (0:10.78)	0:45.02 [11] (0:11.23)	0:33.79 [11] (0:11.46)	0:22.33 [12] (0:11.01)	0:11.32 [12] (0:11.32)
Average Speed [km/h]	50.7	66.6	64.0	63.3	65.3	63.6
Top Speed [km/h]	67.0	68.5	64.6	65.1	66.8	65.9
Avg. Dist. to Rail [m]	4.9	0.6	0.7	0.9	0.7	2.3
Avg. Stride Freq. [Hz]	2.2	2.3	2.3	2.3	2.3	2.3
Avg. Stride Length [m]	6.4	7.8	7.8	7.8	7.8	7.5



- [] Ranking at each section and finish
- .-.- No data available at this section
- NA No data available



Horse/Jockey Name	Mount Fuji
Final Rank	6
Fastest Section Time (Section)	0:10.64 (1000m)
Top Speed [km/h] (Section)	68.6 (1000m)
Race State	Finished

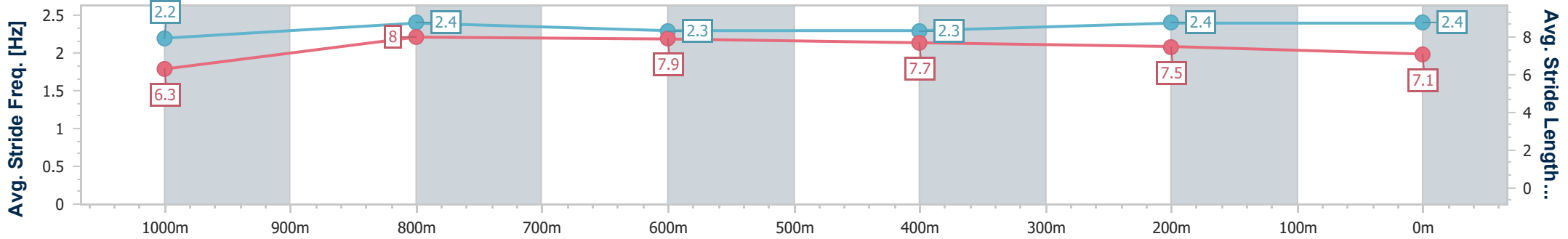
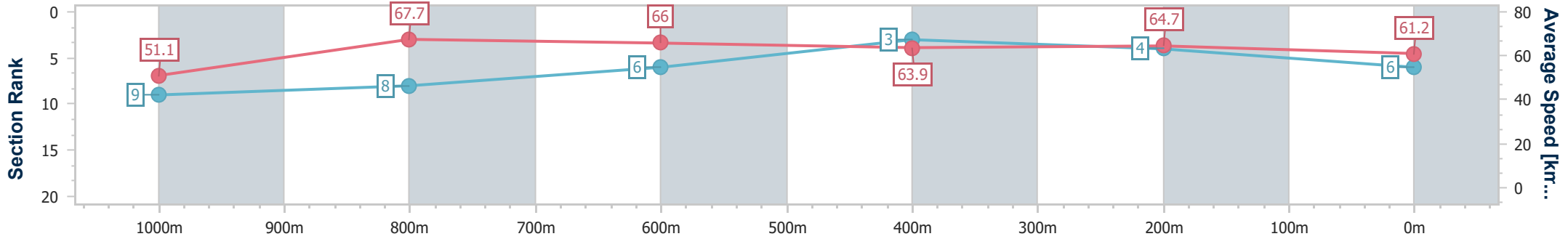


Doomben QLD Professional
Race 10: THE GIBSON Class 4 Handicap - 1200m
 01 February 2025 - 17:50
 Track Rating: Good 4, Weather: Fine, Rail Position: True



BRISBANE
RACING CLUB

Section	Overall	1000m	800m	600m	400m	200m
Section Times	1:10.03 [6] (0:14.13)	0:55.90 [9] (0:10.64)	0:45.26 [8] (0:11.04)	0:34.22 [6] (0:11.32)	0:22.90 [3] (0:11.13)	0:11.77 [4]
Average Speed [km/h]	51.1	67.7	66.0	63.9	64.7	61.2
Top Speed [km/h]	66.1	68.6	66.7	66.7	66.6	65.6
Avg. Dist. to Rail [m]	5.4	1.5	1.6	0.9	1.3	3.0
Avg. Stride Freq. [Hz]	2.2	2.4	2.3	2.3	2.4	2.4
Avg. Stride Length [m]	6.3	8.0	7.9	7.7	7.5	7.1



- [] Ranking at each section and finish
- .-.- No data available at this section
- NA No data available



Horse/Jockey Name	Fighting Idol
Final Rank	7
Fastest Section Time (Section)	0:10.83 (1000m)
Top Speed [km/h] (Section)	69.6 (Overall)
Race State	Finished

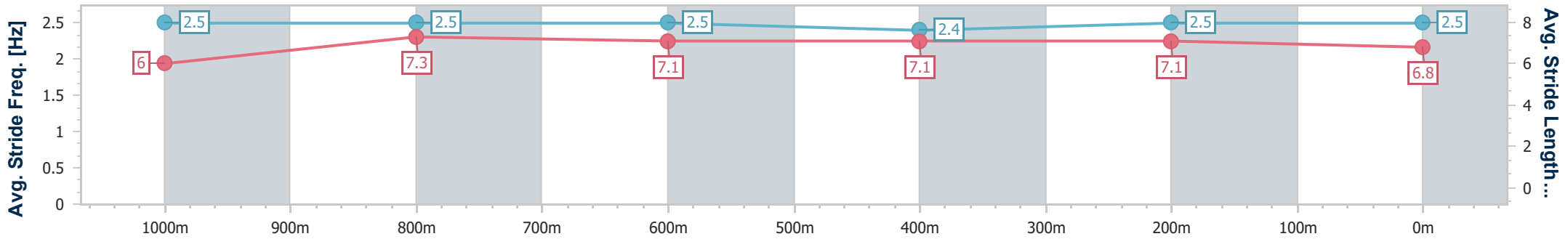
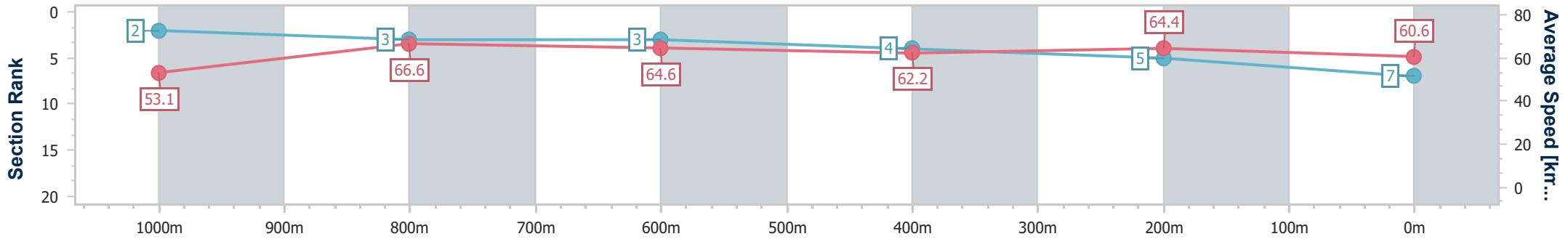


Doomben QLD Professional
Race 10: THE GIBSON Class 4 Handicap - 1200m
 01 February 2025 - 17:50
 Track Rating: Good 4, Weather: Fine, Rail Position: True



BRISBANE
RACING CLUB

Section	Overall	1000m	800m	600m	400m	200m
Section Times	1:10.14 [7] (0:13.59)	0:56.55 [2] (0:10.83)	0:45.72 [3] (0:11.20)	0:34.52 [3] (0:11.53)	0:22.99 [4] (0:11.13)	0:11.86 [5] (0:11.86)
Average Speed [km/h]	53.1	66.6	64.6	62.2	64.4	60.6
Top Speed [km/h]	69.6	69.5	64.9	64.7	65.8	62.6
Avg. Dist. to Rail [m]	4.9	0.5	1.1	1.4	2.5	2.9
Avg. Stride Freq. [Hz]	2.5	2.5	2.5	2.4	2.5	2.5
Avg. Stride Length [m]	6.0	7.3	7.1	7.1	7.1	6.8



- [] Ranking at each section and finish
- .-.- No data available at this section
- NA No data available



Horse/Jockey Name	Surfers Royale
Final Rank	8
Fastest Section Time (Section)	0:10.78 (1000m)
Top Speed [km/h] (Section)	69.5 (1000m)
Race State	Finished

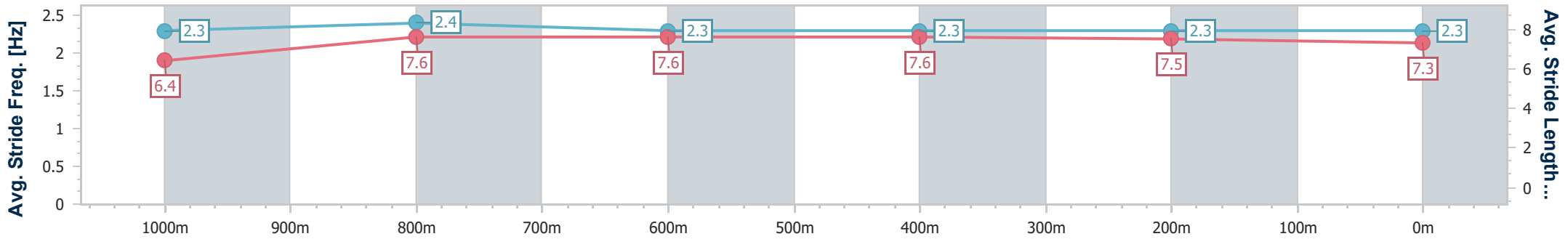
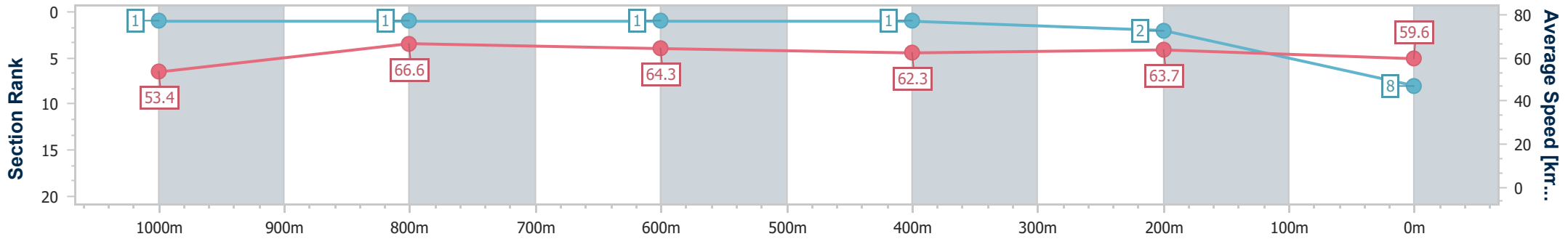


Doomben QLD Professional
Race 10: THE GIBSON Class 4 Handicap - 1200m
 01 February 2025 - 17:50
 Track Rating: Good 4, Weather: Fine, Rail Position: True



BRISBANE
RACING CLUB

Section	Overall	1000m	800m	600m	400m	200m
Section Times	1:10.26 [8] (0:13.52)	0:56.74 [1] (0:10.78)	0:45.96 [1] (0:11.07)	0:34.89 [1] (0:11.53)	0:23.36 [1] (0:11.31)	0:12.05 [2] (0:12.05)
Average Speed [km/h]	53.4	66.6	64.3	62.3	63.7	59.6
Top Speed [km/h]	69.3	69.5	65.2	63.7	64.6	62.8
Avg. Dist. to Rail [m]	6.9	1.0	1.9	0.4	1.4	1.8
Avg. Stride Freq. [Hz]	2.3	2.4	2.3	2.3	2.3	2.3
Avg. Stride Length [m]	6.4	7.6	7.6	7.6	7.5	7.3



- [] Ranking at each section and finish
- .-.- No data available at this section
- NA No data available



Horse/Jockey Name	Jayanthi
Final Rank	9
Fastest Section Time (Section)	0:10.85 (1000m)
Top Speed [km/h] (Section)	68.7 (1000m)
Race State	Finished

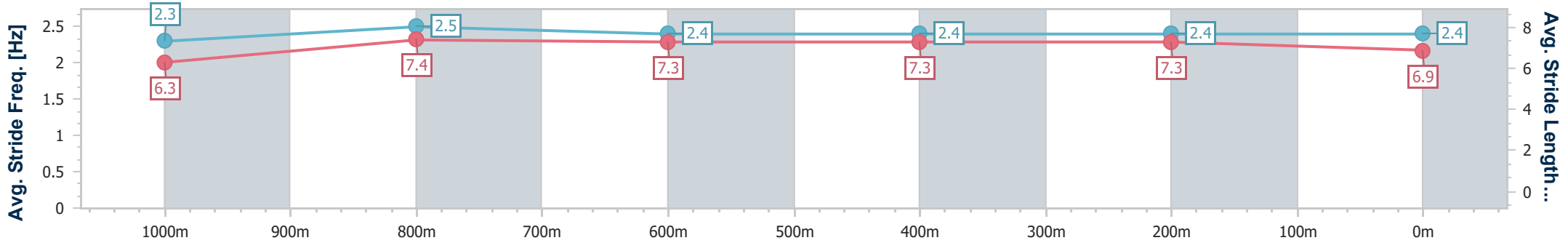
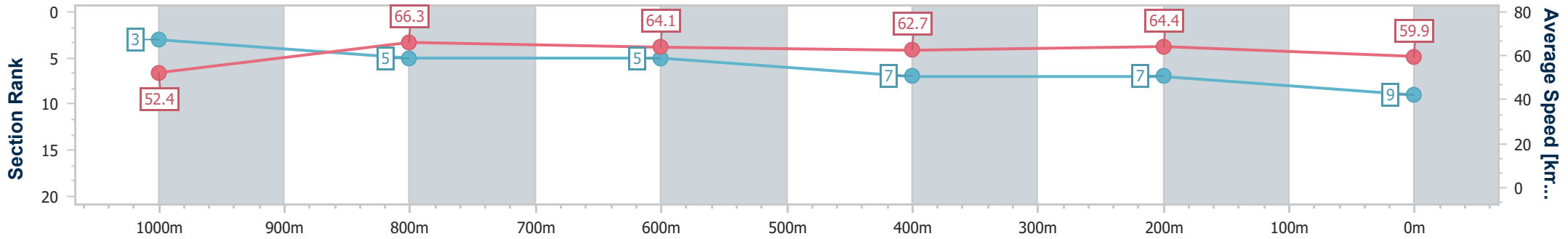


Doomben QLD Professional
Race 10: THE GIBSON Class 4 Handicap - 1200m
 01 February 2025 - 17:50
 Track Rating: Good 4, Weather: Fine, Rail Position: True



BRISBANE
RACING CLUB

Section	Overall	1000m	800m	600m	400m	200m
Section Times	1:10.38 [9] (0:13.73)	0:56.65 [3] (0:10.85)	0:45.80 [5] (0:11.17)	0:34.63 [5] (0:11.44)	0:23.19 [7] (0:11.17)	0:12.02 [7] (0:12.02)
Average Speed [km/h]	52.4	66.3	64.1	62.7	64.4	59.9
Top Speed [km/h]	67.4	68.7	64.7	63.9	65.6	63.5
Avg. Dist. to Rail [m]	0.8	0.8	0.9	1.0	1.6	1.6
Avg. Stride Freq. [Hz]	2.3	2.5	2.4	2.4	2.4	2.4
Avg. Stride Length [m]	6.3	7.4	7.3	7.3	7.3	6.9



- [] Ranking at each section and finish
- .-.- No data available at this section
- NA No data available



Horse/Jockey Name	Damo Dayz
Final Rank	10
Fastest Section Time (Section)	0:10.74 (1000m)
Top Speed [km/h] (Section)	68.4 (1000m)
Race State	Finished

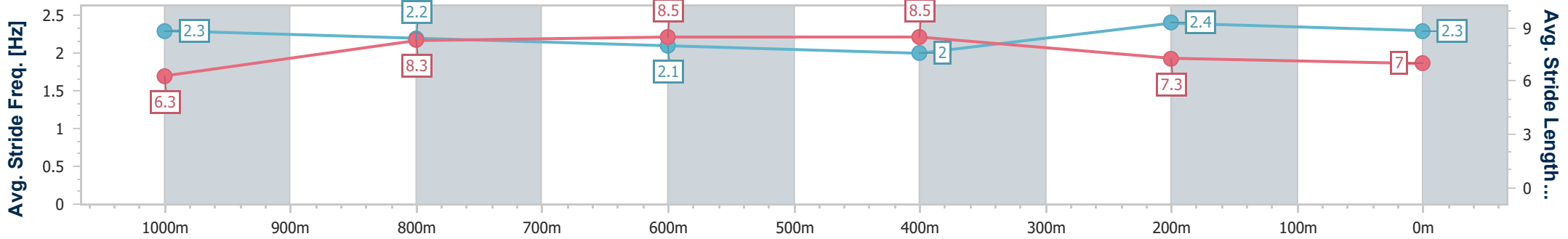
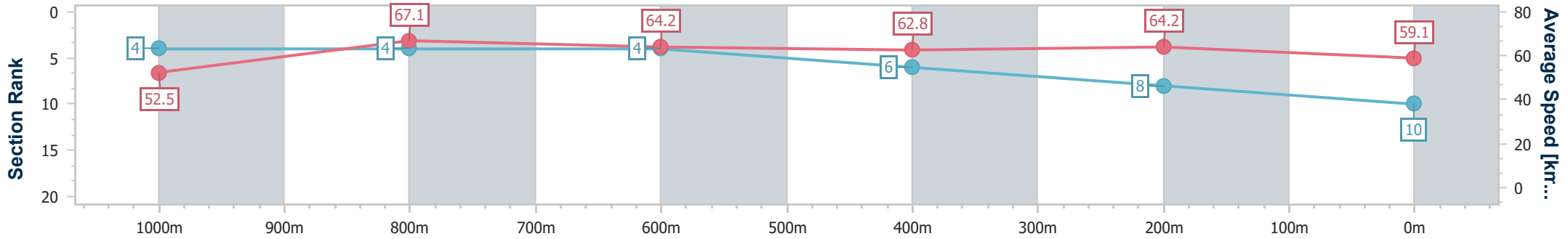


Doomben QLD Professional
Race 10: THE GIBSON Class 4 Handicap - 1200m
 01 February 2025 - 17:50
 Track Rating: Good 4, Weather: Fine, Rail Position: True



BRISBANE
RACING CLUB

Section	Overall	1000m	800m	600m	400m	200m
Section Times	1:10.55 [10] (0:13.73)	0:56.82 [4] (0:10.74)	0:46.08 [4] (0:11.27)	0:34.81 [4] (0:11.43)	0:23.38 [6] (0:11.22)	0:12.16 [8] (0:12.16)
Average Speed [km/h]	52.5	67.1	64.2	62.8	64.2	59.1
Top Speed [km/h]	67.0	68.4	65.5	64.4	65.1	64.2
Avg. Dist. to Rail [m]	2.2	1.4	0.7	0.3	0.7	1.7
Avg. Stride Freq. [Hz]	2.3	2.2	2.1	2.0	2.4	2.3
Avg. Stride Length [m]	6.3	8.3	8.5	8.5	7.3	7.0



- [] Ranking at each section and finish
- .-.- No data available at this section
- NA No data available



Horse/Jockey Name	Never Give Up
Final Rank	11
Fastest Section Time (Section)	0:10.85 (1000m)
Top Speed [km/h] (Section)	68.0 (1000m)
Race State	Finished

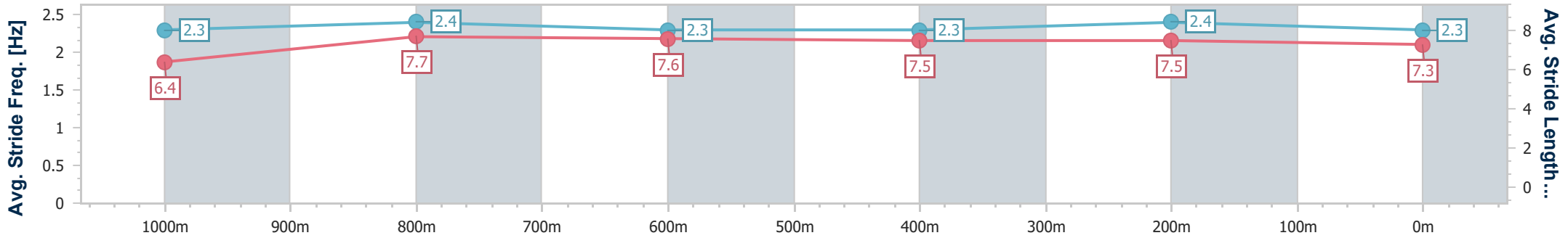
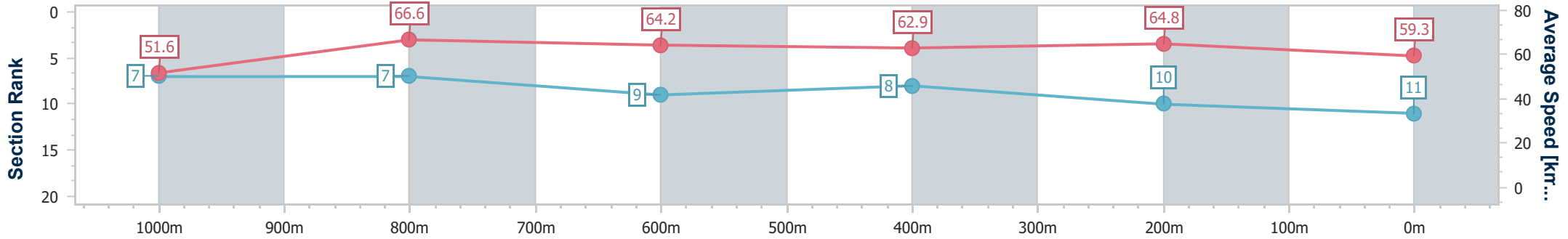


Doomben QLD Professional
Race 10: THE GIBSON Class 4 Handicap - 1200m
 01 February 2025 - 17:50
 Track Rating: Good 4, Weather: Fine, Rail Position: True



BRISBANE
RACING CLUB

Section	Overall	1000m	800m	600m	400m	200m
Section Times	1:10.65 [11] (0:13.91)	0:56.74 [7] (0:10.85)	0:45.89 [7] (0:11.29)	0:34.60 [9] (0:11.37)	0:23.23 [8] (0:11.09)	0:12.14 [10] (0:12.14)
Average Speed [km/h]	51.6	66.6	64.2	62.9	64.8	59.3
Top Speed [km/h]	67.0	68.0	66.0	64.8	66.2	64.5
Avg. Dist. to Rail [m]	2.0	0.8	0.8	0.7	1.1	1.7
Avg. Stride Freq. [Hz]	2.3	2.4	2.3	2.3	2.4	2.3
Avg. Stride Length [m]	6.4	7.7	7.6	7.5	7.5	7.3



- [] Ranking at each section and finish
- .-.- No data available at this section
- NA No data available



Horse/Jockey Name	My Mum's Toyboy
Final Rank	12
Fastest Section Time (Section)	0:10.56 (1000m)
Top Speed [km/h] (Section)	70.3 (1000m)
Race State	Finished

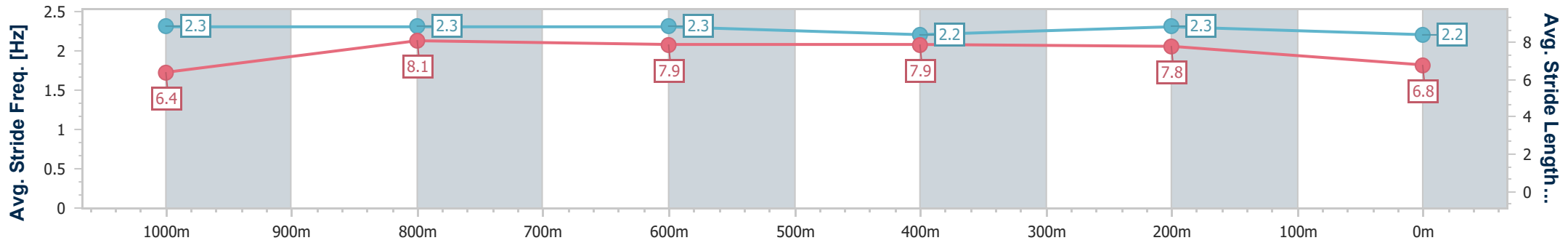
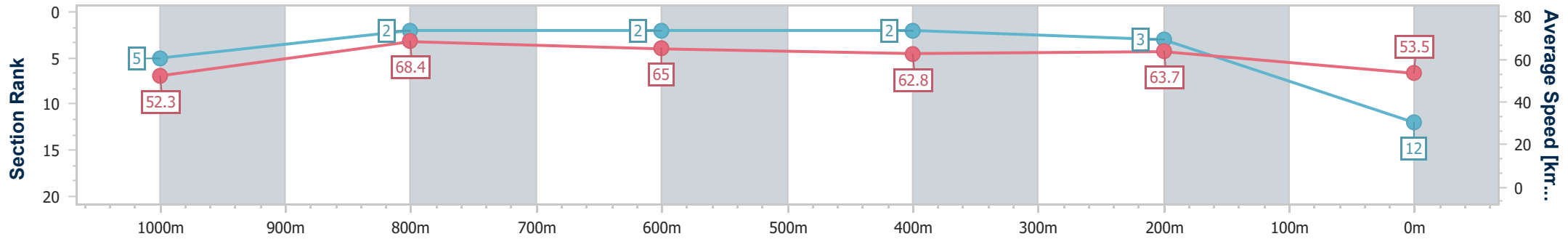


Doomben QLD Professional
Race 10: THE GIBSON Class 4 Handicap - 1200m
 01 February 2025 - 17:50
 Track Rating: Good 4, Weather: Fine, Rail Position: True



BRISBANE
RACING CLUB

Section	Overall	1000m	800m	600m	400m	200m
Section Times	1:11.67 [12] (0:13.79)	0:57.88 [5] (0:10.56)	0:47.32 [2] (0:11.10)	0:36.22 [2] (0:11.49)	0:24.73 [2] (0:11.28)	0:13.45 [3] (0:13.45)
Average Speed [km/h]	52.3	68.4	65.0	62.8	63.7	53.5
Top Speed [km/h]	68.5	70.3	66.0	64.2	65.1	61.4
Avg. Dist. to Rail [m]	4.6	2.0	0.7	0.6	1.5	1.1
Avg. Stride Freq. [Hz]	2.3	2.3	2.3	2.2	2.3	2.2
Avg. Stride Length [m]	6.4	8.1	7.9	7.9	7.8	6.8



- [] Ranking at each section and finish
- .-.- No data available at this section
- NA No data available