



# Aquis Park Gold Coast Poly QLD Professional

## Race 1: TAB WE'RE ON Maiden Plate (4YO & Up) - 1050m

01 February 2025 - 13:41



Track Rating: Synthetic, Weather: Fine, Rail Position: +0m Entire

Section		Overall	1000m	800m	600m	400m	200m	Last 600m					
Field Times		1:01.97 (0:04.93)	0:57.04 (0:10.93)	0:46.11 (0:10.88)	0:35.23 (0:11.22)	0:24.01 (0:11.69)	0:12.32 (0:12.32)	0:35.23					
Rank	TAB Horse/Jockey	Barrier	Top Speed [km/h]	Fastest Section	Margin							Distance Travelled [m]	
1	7 <b>THROWIN SHADE</b> Jace McMurray	8	68.9 1000m	0:05.02 Overall	1:01.97 [1] (0:05.02)	0:56.95 [4] (0:10.97)	0:45.98 [2] (0:10.95)	0:35.03 [2] (0:11.04)	0:23.99 [2] (0:11.67)	0:12.32 [1] (0:12.32)	1:01.97	0:35.03	
2	9 <b>CAPITAL GRENADE</b> Dylan Turner	4	67.6 800m	0:05.29 Overall	1:02.42 [2] (0:05.29)	0:57.13 [6] (0:11.45)	0:45.68 [7] (0:10.97)	0:34.71 [5] (0:11.14)	0:23.57 [5] (0:11.49)	0:12.08 [4] (0:12.08)	2.5L	0:34.71	+6
3	6 <b>PADAM PADAM</b> Sariah Champkin	7	69.4 1000m	0:04.93 Overall	1:02.44 [3] (0:04.93)	0:57.51 [1] (0:10.93)	0:46.58 [1] (0:10.88)	0:35.70 [1] (0:11.22)	0:24.48 [1] (0:11.81)	0:12.67 [2] (0:12.67)	2.6L	0:35.70	+1
4	4 <b>HERECOMESANTORINI</b> Tiffani Brooker	5	66.9 600m	0:05.01 Overall	1:02.48 [4] (0:05.01)	0:57.47 [3] (0:11.24)	0:46.23 [4] (0:10.95)	0:35.28 [3] (0:11.29)	0:23.99 [3] (0:11.69)	0:12.30 [3] (0:12.30)	2.8L	0:35.28	+3
5	8 <b>VINCENT</b> Yvette Lewis	2	67.0 600m	0:05.32 Overall	1:03.18 [5] (0:05.32)	0:57.86 [7] (0:11.40)	0:46.46 [6] (0:11.06)	0:35.40 [6] (0:11.18)	0:24.22 [6] (0:11.77)	0:12.45 [5] (0:12.45)	6.8L	0:35.40	+0
6	1 <b>DINOSPHERE</b> Dale Smith	3	67.8 1000m	0:04.99 Overall	1:03.21 [6] (0:04.99)	0:58.22 [2] (0:11.17)	0:47.05 [3] (0:11.18)	0:35.87 [4] (0:11.48)	0:24.39 [4] (0:11.98)	0:12.41 [6] (0:12.41)	7L	0:35.87	-2
7	5 <b>JUSTICE SERVED</b> Fiona Sandkuhl	1	65.3 600m	0:05.15 Overall	1:03.48 [7] (0:05.15)	0:58.33 [5] (0:11.67)	0:46.66 [8] (0:11.28)	0:35.38 [8] (0:11.51)	0:23.87 [7] (0:11.86)	0:12.01 [7] (0:12.01)	8.5L	0:35.38	-4
8	3 <b>HER EX</b> Minonette Kennedy	6	67.3 1000m	0:05.33 Overall	1:07.57 [8] (0:05.33)	1:02.24 [8] (0:11.29)	0:50.95 [5] (0:11.33)	0:39.62 [7] (0:12.13)	0:27.49 [8] (0:13.22)	0:14.27 [8] (0:14.27)	32.5L	0:39.62	+11

Scratched: Execute (#2)

[ ] Ranking at each section and finish  
 -:-:- No data available at this section  
 NA No data available

SCN Saddle cloth number  
 DNF Did not finish  
 DNT Did not track



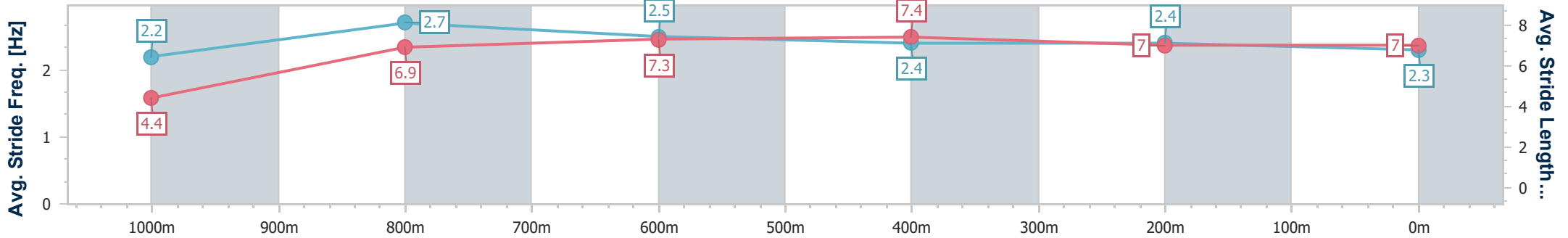
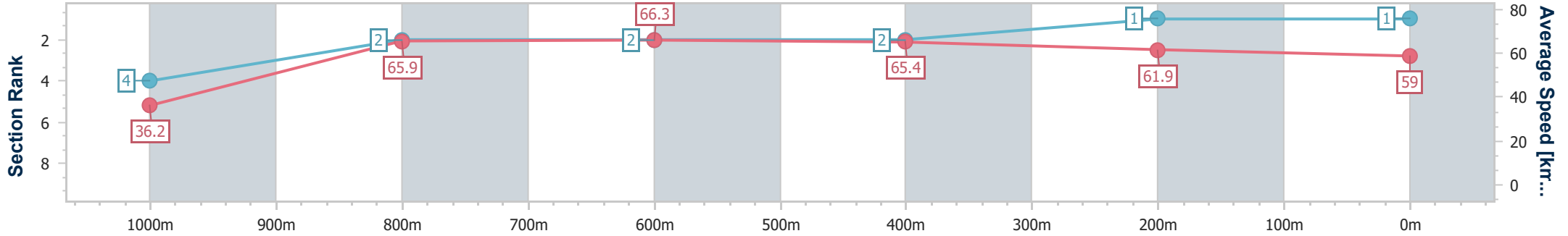
Horse/Jockey Name	Throwin Shade
Final Rank	1
Fastest Section Time (Section)	0:05.02 (Overall)
Top Speed [km/h] (Section)	68.9 (1000m)
Race State	Finished



**Aquis Park Gold Coast Poly QLD Professional**  
**Race 1: TAB WE'RE ON Maiden Plate (4YO & Up) - 1050m**  
 01 February 2025 - 13:41  
 Track Rating: Synthetic, Weather: Fine, Rail Position: +0m Entire



Section	Overall	1000m	800m	600m	400m	200m
Section Times	1:01.97 [1] (0:05.02)	0:56.95 [4] (0:10.97)	0:45.98 [2] (0:10.95)	0:35.03 [2] (0:11.04)	0:23.99 [2] (0:11.67)	0:12.32 [1] (0:12.32)
Average Speed [km/h]	36.2	65.9	66.3	65.4	61.9	59.0
Top Speed [km/h]	56.2	68.9	67.6	68.0	64.7	61.6
Avg. Dist. to Rail [m]	7.4	3.4	1.4	1.0	2.7	4.0
Avg. Stride Freq. [Hz]	2.2	2.7	2.5	2.4	2.4	2.3
Avg. Stride Length [m]	4.4	6.9	7.3	7.4	7.0	7.0



- [ ] Ranking at each section and finish
- .-.- No data available at this section
- NA No data available



Horse/Jockey Name	Capital Grenade
Final Rank	2
Fastest Section Time (Section)	0:05.29 (Overall)
Top Speed [km/h] (Section)	67.6 (800m)
Race State	Finished



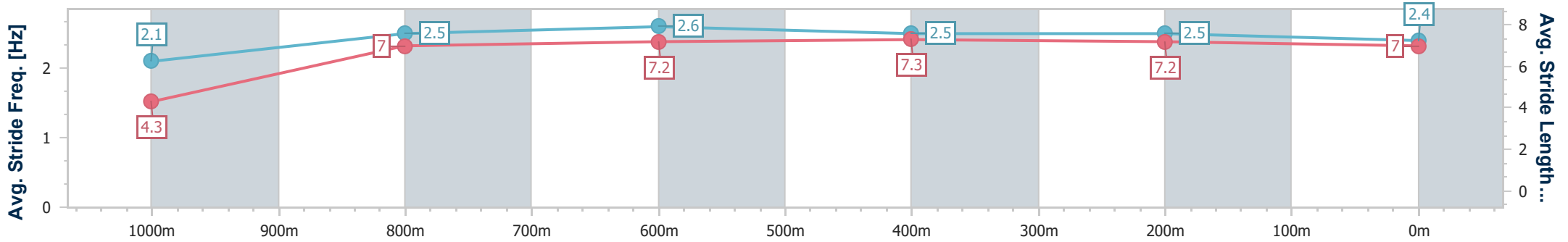
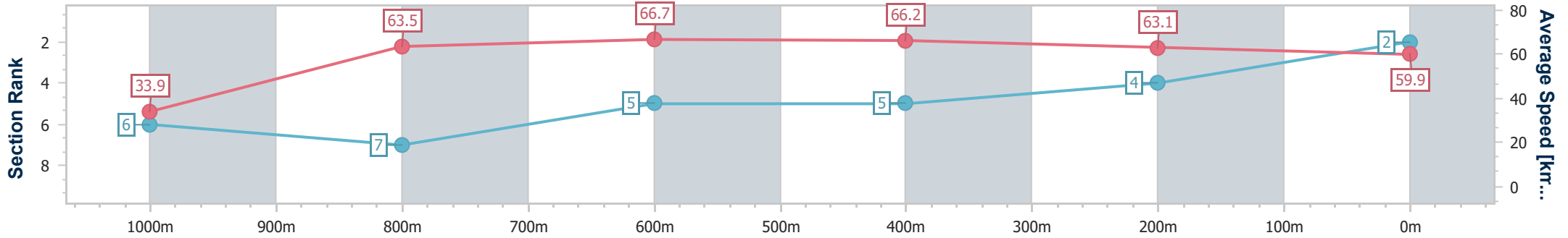
Aquis Park Gold Coast Poly QLD Professional  
Race 1: TAB WE'RE ON Maiden Plate (4YO & Up) - 1050m



01 February 2025 - 13:41

Track Rating: Synthetic, Weather: Fine, Rail Position: +0m Entire

Section	Overall	1000m	800m	600m	400m	200m
Section Times	1:02.42 [2] (0:05.29)	0:57.13 [6] (0:11.45)	0:45.68 [7] (0:10.97)	0:34.71 [5] (0:11.14)	0:23.57 [5] (0:11.49)	0:12.08 [4]
Average Speed [km/h]	33.9	63.5	66.7	66.2	63.1	59.9
Top Speed [km/h]	54.5	65.7	67.6	67.6	64.1	61.7
Avg. Dist. to Rail [m]	3.5	2.3	3.7	4.4	3.4	5.1
Avg. Stride Freq. [Hz]	2.1	2.5	2.6	2.5	2.5	2.4
Avg. Stride Length [m]	4.3	7.0	7.2	7.3	7.2	7.0



- [ ] Ranking at each section and finish
- .-.- No data available at this section
- NA No data available



Horse/Jockey Name	Padam Padam
Final Rank	3
Fastest Section Time (Section)	0:04.93 (Overall)
Top Speed [km/h] (Section)	69.4 (1000m)
Race State	Finished



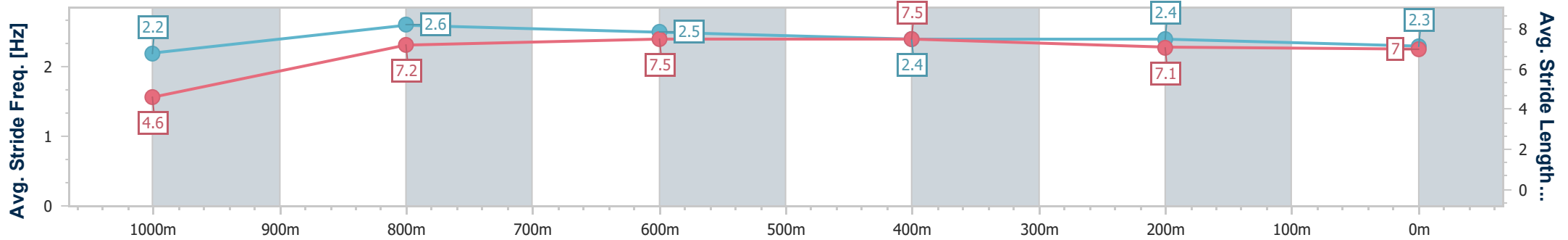
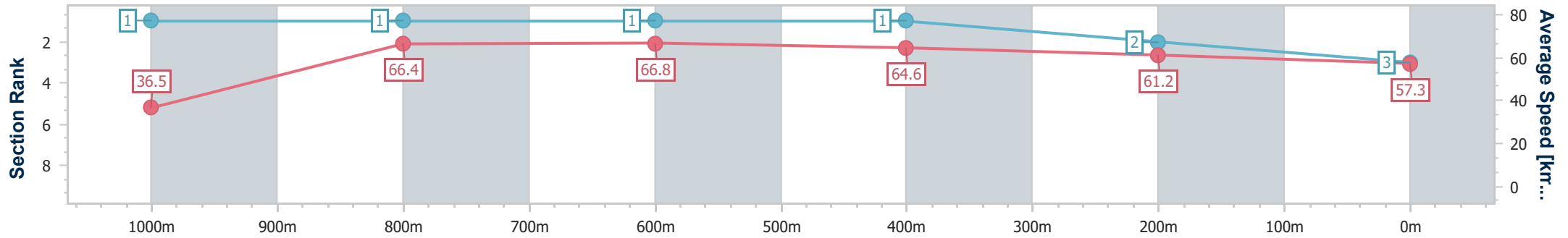
Aquis Park Gold Coast Poly QLD Professional  
Race 1: TAB WE'RE ON Maiden Plate (4YO & Up) - 1050m



01 February 2025 - 13:41

Track Rating: Synthetic, Weather: Fine, Rail Position: +0m Entire

Section	Overall	1000m	800m	600m	400m	200m
Section Times	1:02.44 [3] (0:04.93)	0:57.51 [1] (0:10.93)	0:46.58 [1] (0:10.88)	0:35.70 [1] (0:11.22)	0:24.48 [1] (0:11.81)	0:12.67 [2] (0:12.67)
Average Speed [km/h]	36.5	66.4	66.8	64.6	61.2	57.3
Top Speed [km/h]	56.5	69.4	68.5	66.6	63.0	59.2
Avg. Dist. to Rail [m]	6.9	2.8	2.2	1.4	2.9	2.1
Avg. Stride Freq. [Hz]	2.2	2.6	2.5	2.4	2.4	2.3
Avg. Stride Length [m]	4.6	7.2	7.5	7.5	7.1	7.0



- [ ] Ranking at each section and finish
- .-.- No data available at this section
- NA No data available



Horse/Jockey Name	Herecomesantorini
Final Rank	4
Fastest Section Time (Section)	0:05.01 (Overall)
Top Speed [km/h] (Section)	66.9 (600m)
Race State	Finished



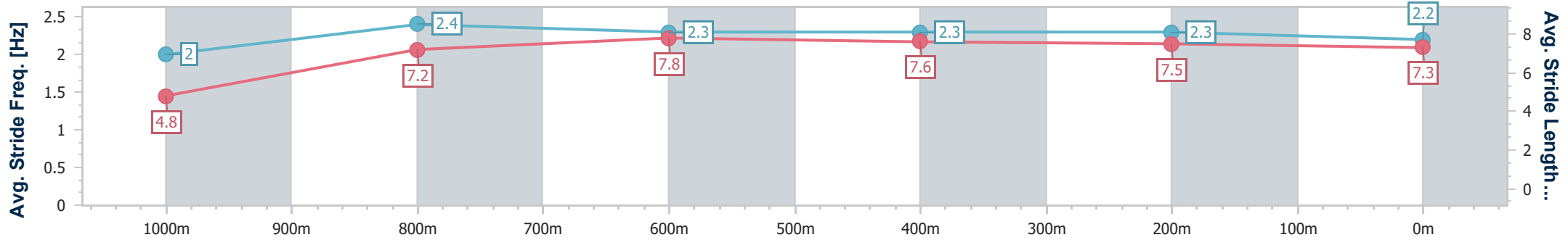
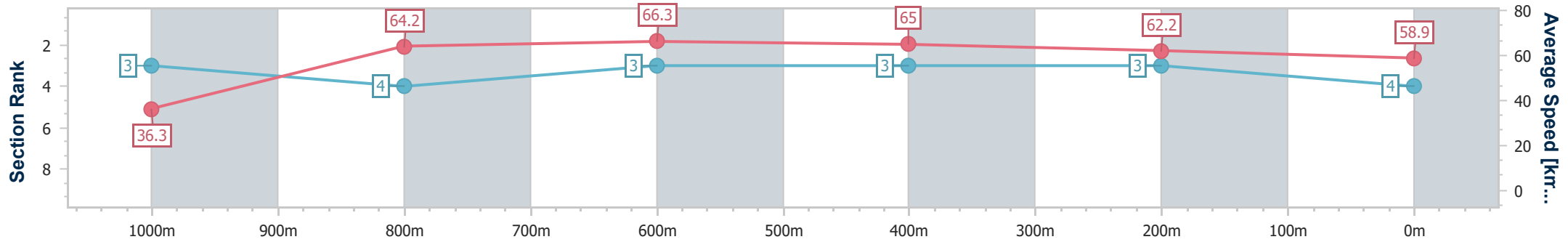
Aquis Park Gold Coast Poly QLD Professional  
Race 1: TAB WE'RE ON Maiden Plate (4YO & Up) - 1050m



01 February 2025 - 13:41

Track Rating: Synthetic, Weather: Fine, Rail Position: +0m Entire

Section	Overall	1000m	800m	600m	400m	200m
Section Times	1:02.48 [4] (0:05.01)	0:57.47 [3] (0:11.24)	0:46.23 [4] (0:10.95)	0:35.28 [3] (0:11.29)	0:23.99 [3] (0:11.69)	0:12.30 [3] (0:12.30)
Average Speed [km/h]	36.3	64.2	66.3	65.0	62.2	58.9
Top Speed [km/h]	56.2	66.6	66.7	66.9	63.0	60.2
Avg. Dist. to Rail [m]	4.6	2.2	1.4	3.9	3.5	4.5
Avg. Stride Freq. [Hz]	2.0	2.4	2.3	2.3	2.3	2.2
Avg. Stride Length [m]	4.8	7.2	7.8	7.6	7.5	7.3



- [ ] Ranking at each section and finish
- .-.- No data available at this section
- NA No data available



Horse/Jockey Name	Vincent
Final Rank	5
Fastest Section Time (Section)	0:05.32 (Overall)
Top Speed [km/h] (Section)	67.0 (600m)
Race State	Finished



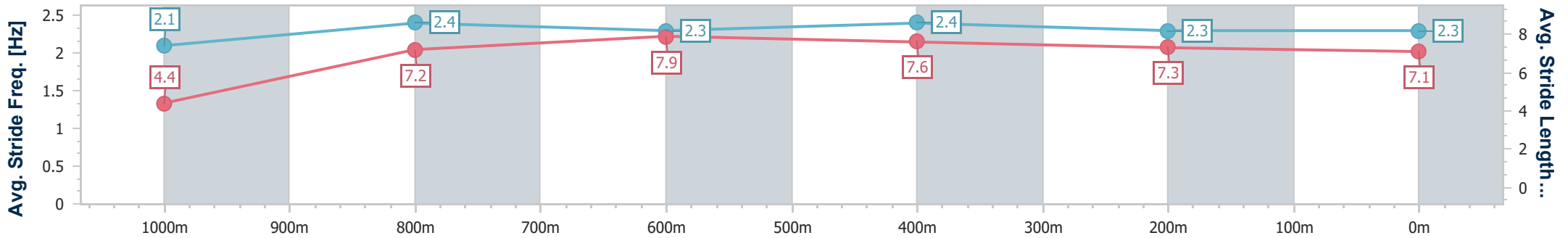
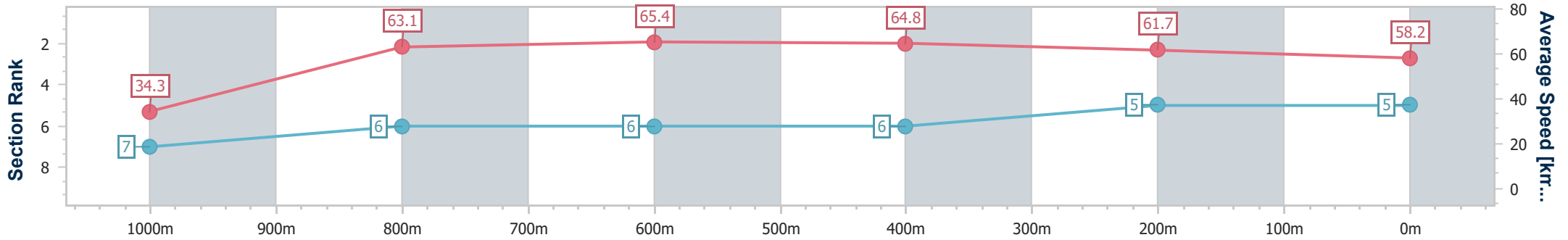
Aquis Park Gold Coast Poly QLD Professional  
 Race 1: TAB WE'RE ON Maiden Plate (4YO & Up) - 1050m



01 February 2025 - 13:41

Track Rating: Synthetic, Weather: Fine, Rail Position: +0m Entire

Section	Overall	1000m	800m	600m	400m	200m
Section Times	1:03.18 [5] (0:05.32)	0:57.86 [7] (0:11.40)	0:46.46 [6] (0:11.06)	0:35.40 [6] (0:11.18)	0:24.22 [6] (0:11.77)	0:12.45 [5] (0:12.45)
Average Speed [km/h]	34.3	63.1	65.4	64.8	61.7	58.2
Top Speed [km/h]	53.5	66.7	66.4	67.0	63.1	60.0
Avg. Dist. to Rail [m]	1.5	0.8	0.8	1.5	3.8	4.7
Avg. Stride Freq. [Hz]	2.1	2.4	2.3	2.4	2.3	2.3
Avg. Stride Length [m]	4.4	7.2	7.9	7.6	7.3	7.1



- [ ] Ranking at each section and finish
- .-.- No data available at this section
- NA No data available



Horse/Jockey Name	Dinosphere
Final Rank	6
Fastest Section Time (Section)	0:04.99 (Overall)
Top Speed [km/h] (Section)	67.8 (1000m)
Race State	Finished



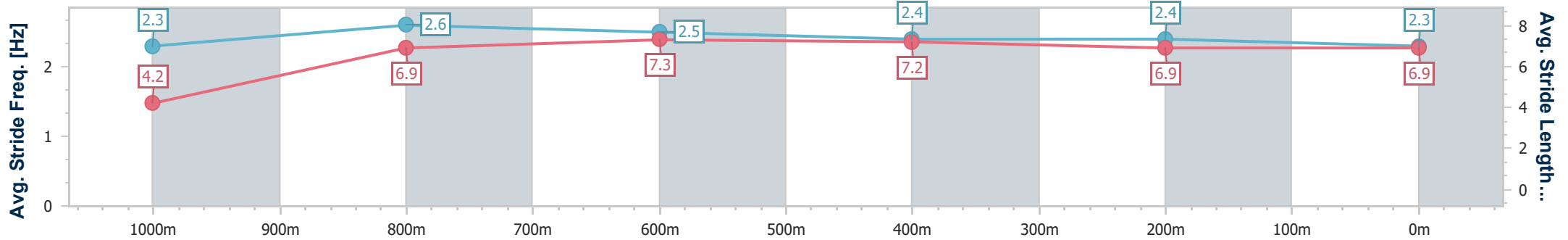
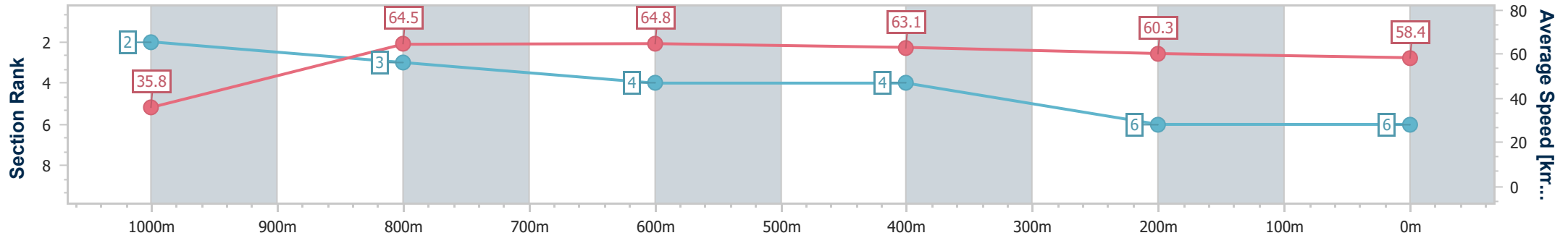
Aquis Park Gold Coast Poly QLD Professional  
Race 1: TAB WE'RE ON Maiden Plate (4YO & Up) - 1050m



01 February 2025 - 13:41

Track Rating: Synthetic, Weather: Fine, Rail Position: +0m Entire

Section	Overall	1000m	800m	600m	400m	200m
Section Times	1:03.21 [6] (0:04.99)	0:58.22 [2] (0:11.17)	0:47.05 [3] (0:11.18)	0:35.87 [4] (0:11.48)	0:24.39 [4] (0:11.98)	0:12.41 [6] (0:12.41)
Average Speed [km/h]	35.8	64.5	64.8	63.1	60.3	58.4
Top Speed [km/h]	57.8	67.8	66.2	66.8	61.7	59.9
Avg. Dist. to Rail [m]	2.3	0.7	1.0	1.5	0.5	0.9
Avg. Stride Freq. [Hz]	2.3	2.6	2.5	2.4	2.4	2.3
Avg. Stride Length [m]	4.2	6.9	7.3	7.2	6.9	6.9



- [ ] Ranking at each section and finish
- .-.- No data available at this section
- NA No data available



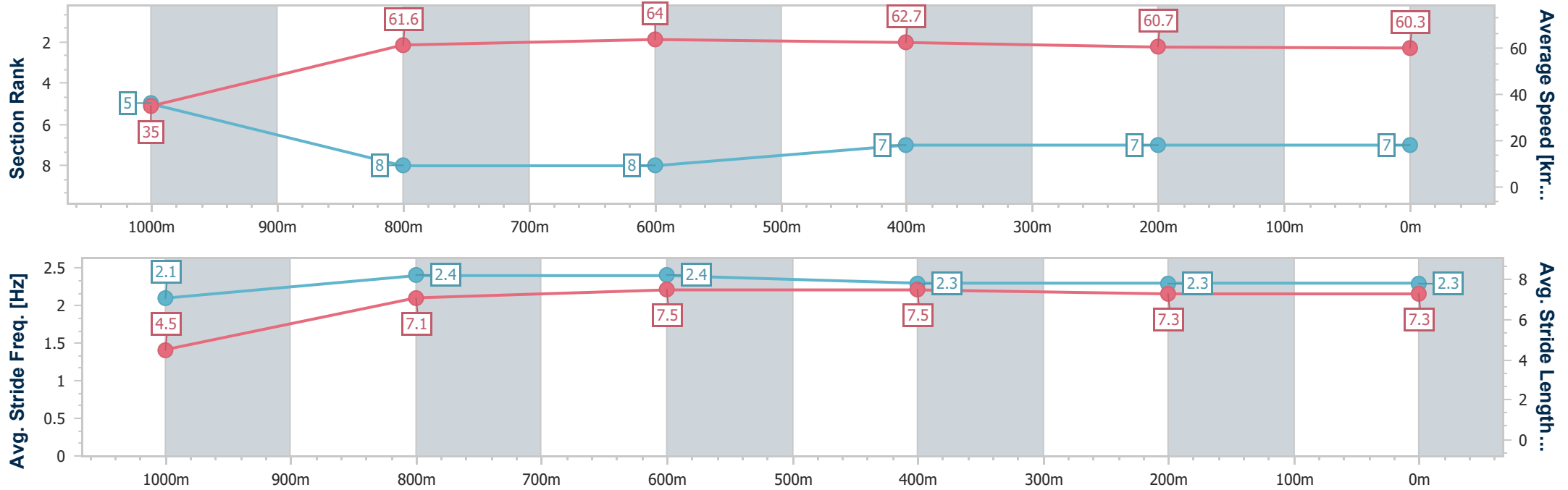
Horse/Jockey Name	Justice Served
Final Rank	7
Fastest Section Time (Section)	0:05.15 (Overall)
Top Speed [km/h] (Section)	65.3 (600m)
Race State	Finished



**Aquis Park Gold Coast Poly QLD Professional**  
**Race 1: TAB WE'RE ON Maiden Plate (4YO & Up) - 1050m**  
 01 February 2025 - 13:41  
 Track Rating: Synthetic, Weather: Fine, Rail Position: +0m Entire



Section	Overall	1000m	800m	600m	400m	200m
Section Times	1:03.48 [7] (0:05.15)	0:58.33 [5] (0:11.67)	0:46.66 [8] (0:11.28)	0:35.38 [8] (0:11.51)	0:23.87 [7] (0:11.86)	0:12.01 [7] (0:12.01)
Average Speed [km/h]	35.0	61.6	64.0	62.7	60.7	60.3
Top Speed [km/h]	53.5	64.8	65.0	65.3	61.4	61.0
Avg. Dist. to Rail [m]	0.5	0.5	0.7	0.9	0.8	2.3
Avg. Stride Freq. [Hz]	2.1	2.4	2.4	2.3	2.3	2.3
Avg. Stride Length [m]	4.5	7.1	7.5	7.5	7.3	7.3



- [ ] Ranking at each section and finish
- .-.- No data available at this section
- NA No data available





Horse/Jockey Name	Her Ex
Final Rank	8
Fastest Section Time (Section)	0:05.33 (Overall)
Top Speed [km/h] (Section)	67.3 (1000m)
Race State	Finished



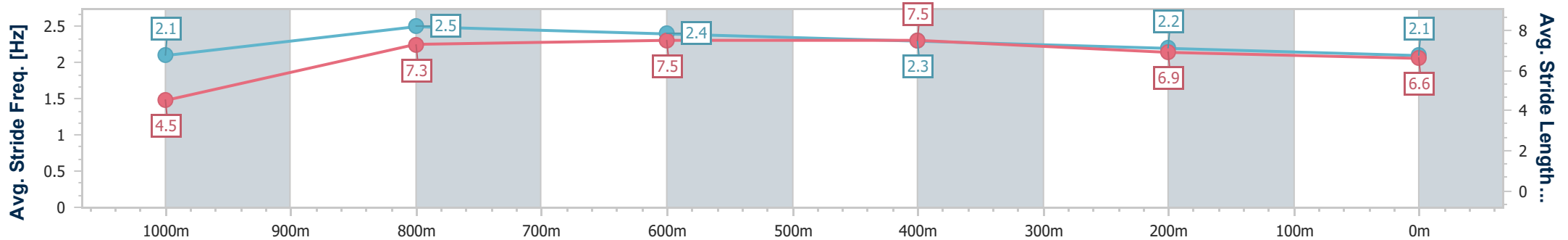
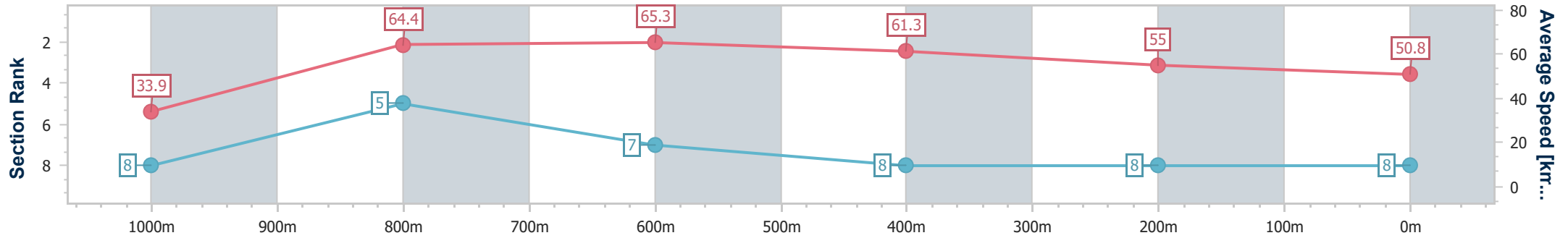
Aquis Park Gold Coast Poly QLD Professional  
 Race 1: TAB WE'RE ON Maiden Plate (4YO & Up) - 1050m



01 February 2025 - 13:41

Track Rating: Synthetic, Weather: Fine, Rail Position: +0m Entire

Section	Overall	1000m	800m	600m	400m	200m
Section Times	1:07.57 [8] (0:05.33)	1:02.24 [8] (0:11.29)	0:50.95 [5] (0:11.33)	0:39.62 [7] (0:12.13)	0:27.49 [8] (0:13.22)	0:14.27 [8] (0:14.27)
Average Speed [km/h]	33.9	64.4	65.3	61.3	55.0	50.8
Top Speed [km/h]	55.7	67.3	66.5	64.8	56.6	53.7
Avg. Dist. to Rail [m]	6.1	4.2	5.2	6.2	4.8	3.5
Avg. Stride Freq. [Hz]	2.1	2.5	2.4	2.3	2.2	2.1
Avg. Stride Length [m]	4.5	7.3	7.5	7.5	6.9	6.6



- [ ] Ranking at each section and finish
- .-.- No data available at this section
- NA No data available