



Aquis Park Gold Coast Poly QLD Professional

Race 1: TAB WE'RE ON Maiden Plate (4YO & Up) - 1050m

01 February 2025 - 13:41



Track Rating: Synthetic, Weather: Fine, Rail Position: +0m Entire

Section		Overall	1000m	800m	600m	400m	200m	Last 600m					
Field Times		1:01.97 (0:04.93)	0:57.04 (0:10.93)	0:46.11 (0:10.88)	0:35.23 (0:11.22)	0:24.01 (0:11.69)	0:12.32 (0:12.32)	0:35.23					
Rank	TAB Horse/Jockey	Barrier	Top Speed [km/h]	Fastest Section	Margin							Distance Travelled [m]	
1	7 THROWIN SHADE Jace McMurray	8	68.9 1000m	0:05.02 Overall	1:01.97 [1] (0:05.02)	0:56.95 [4] (0:10.97)	0:45.98 [2] (0:10.95)	0:35.03 [2] (0:11.04)	0:23.99 [2] (0:11.67)	0:12.32 [1] (0:12.32)	1:01.97	0:35.03	
2	9 CAPITAL GRENADE Dylan Turner	4	67.6 800m	0:05.29 Overall	1:02.42 [2] (0:05.29)	0:57.13 [6] (0:11.45)	0:45.68 [7] (0:10.97)	0:34.71 [5] (0:11.14)	0:23.57 [5] (0:11.49)	0:12.08 [4] (0:12.08)	2.5L	0:34.71	+6
3	6 PADAM PADAM Sariah Champkin	7	69.4 1000m	0:04.93 Overall	1:02.44 [3] (0:04.93)	0:57.51 [1] (0:10.93)	0:46.58 [1] (0:10.88)	0:35.70 [1] (0:11.22)	0:24.48 [1] (0:11.81)	0:12.67 [2] (0:12.67)	2.6L	0:35.70	+1
4	4 HERECOMESANTORINI Tiffani Brooker	5	66.9 600m	0:05.01 Overall	1:02.48 [4] (0:05.01)	0:57.47 [3] (0:11.24)	0:46.23 [4] (0:10.95)	0:35.28 [3] (0:11.29)	0:23.99 [3] (0:11.69)	0:12.30 [3] (0:12.30)	2.8L	0:35.28	+3
5	8 VINCENT Yvette Lewis	2	67.0 600m	0:05.32 Overall	1:03.18 [5] (0:05.32)	0:57.86 [7] (0:11.40)	0:46.46 [6] (0:11.06)	0:35.40 [6] (0:11.18)	0:24.22 [6] (0:11.77)	0:12.45 [5] (0:12.45)	6.8L	0:35.40	+0
6	1 DINOSPHERE Dale Smith	3	67.8 1000m	0:04.99 Overall	1:03.21 [6] (0:04.99)	0:58.22 [2] (0:11.17)	0:47.05 [3] (0:11.18)	0:35.87 [4] (0:11.48)	0:24.39 [4] (0:11.98)	0:12.41 [6] (0:12.41)	7L	0:35.87	-2
7	5 JUSTICE SERVED Fiona Sandkuhl	1	65.3 600m	0:05.15 Overall	1:03.48 [7] (0:05.15)	0:58.33 [5] (0:11.67)	0:46.66 [8] (0:11.28)	0:35.38 [8] (0:11.51)	0:23.87 [7] (0:11.86)	0:12.01 [7] (0:12.01)	8.5L	0:35.38	-4
8	3 HER EX Minonette Kennedy	6	67.3 1000m	0:05.33 Overall	1:07.57 [8] (0:05.33)	1:02.24 [8] (0:11.29)	0:50.95 [5] (0:11.33)	0:39.62 [7] (0:12.13)	0:27.49 [8] (0:13.22)	0:14.27 [8] (0:14.27)	32.5L	0:39.62	+11

Scratched: Execute (#2)

[] Ranking at each section and finish
 -:-:- No data available at this section
 NA No data available

SCN Saddle cloth number
 DNF Did not finish
 DNT Did not track



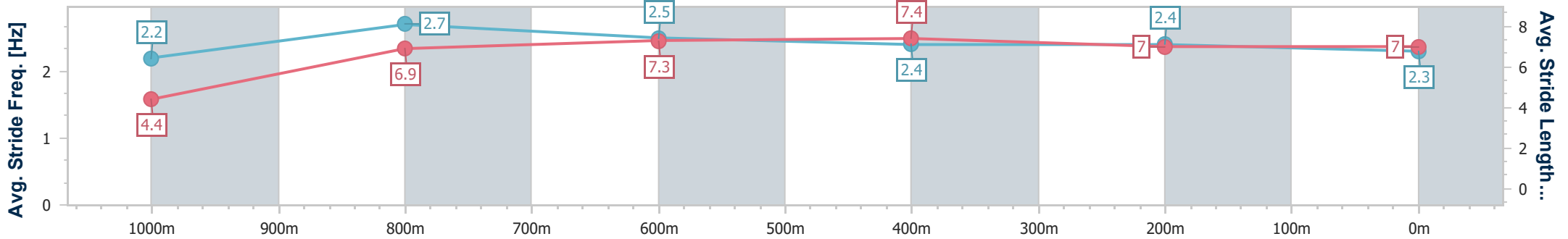
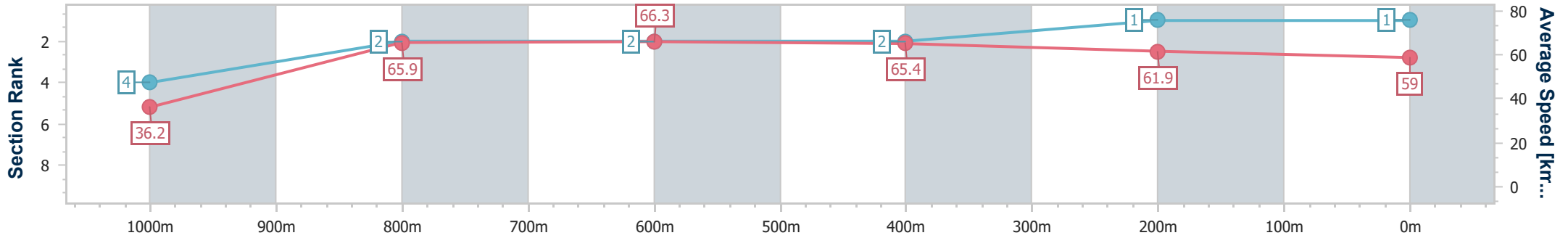
Horse/Jockey Name	Throwin Shade
Final Rank	1
Fastest Section Time (Section)	0:05.02 (Overall)
Top Speed [km/h] (Section)	68.9 (1000m)
Race State	Finished



Aquis Park Gold Coast Poly QLD Professional
 Race 1: TAB WE'RE ON Maiden Plate (4YO & Up) - 1050m
 01 February 2025 - 13:41
 Track Rating: Synthetic, Weather: Fine, Rail Position: +0m Entire



Section	Overall	1000m	800m	600m	400m	200m
Section Times	1:01.97 [1] (0:05.02)	0:56.95 [4] (0:10.97)	0:45.98 [2] (0:10.95)	0:35.03 [2] (0:11.04)	0:23.99 [2] (0:11.67)	0:12.32 [1] (0:12.32)
Average Speed [km/h]	36.2	65.9	66.3	65.4	61.9	59.0
Top Speed [km/h]	56.2	68.9	67.6	68.0	64.7	61.6
Avg. Dist. to Rail [m]	7.4	3.4	1.4	1.0	2.7	4.0
Avg. Stride Freq. [Hz]	2.2	2.7	2.5	2.4	2.4	2.3
Avg. Stride Length [m]	4.4	6.9	7.3	7.4	7.0	7.0



- [] Ranking at each section and finish
- .-.- No data available at this section
- NA No data available



Horse/Jockey Name	Capital Grenade
Final Rank	2
Fastest Section Time (Section)	0:05.29 (Overall)
Top Speed [km/h] (Section)	67.6 (800m)
Race State	Finished



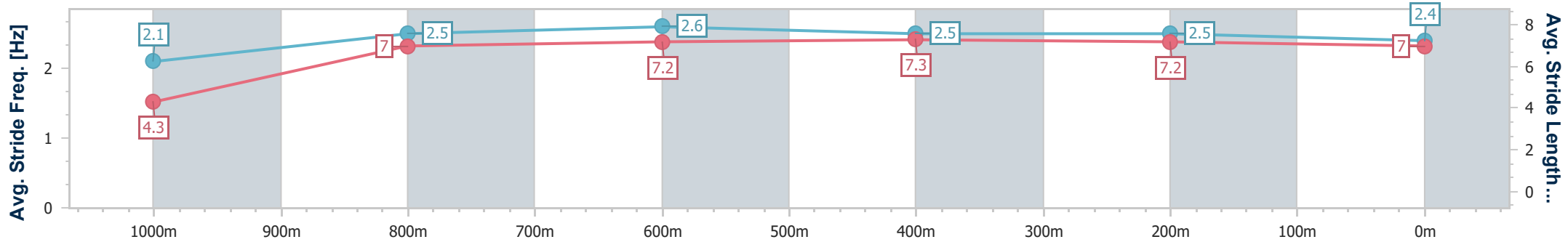
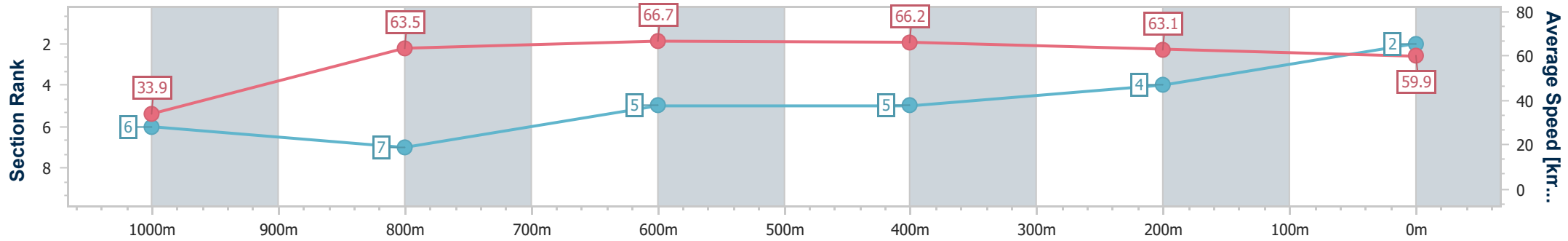
Aquis Park Gold Coast Poly QLD Professional
Race 1: TAB WE'RE ON Maiden Plate (4YO & Up) - 1050m



01 February 2025 - 13:41

Track Rating: Synthetic, Weather: Fine, Rail Position: +0m Entire

Section	Overall	1000m	800m	600m	400m	200m
Section Times	1:02.42 [2] (0:05.29)	0:57.13 [6] (0:11.45)	0:45.68 [7] (0:10.97)	0:34.71 [5] (0:11.14)	0:23.57 [5] (0:11.49)	0:12.08 [4]
Average Speed [km/h]	33.9	63.5	66.7	66.2	63.1	59.9
Top Speed [km/h]	54.5	65.7	67.6	67.6	64.1	61.7
Avg. Dist. to Rail [m]	3.5	2.3	3.7	4.4	3.4	5.1
Avg. Stride Freq. [Hz]	2.1	2.5	2.6	2.5	2.5	2.4
Avg. Stride Length [m]	4.3	7.0	7.2	7.3	7.2	7.0



- [] Ranking at each section and finish
- .-.- No data available at this section
- NA No data available



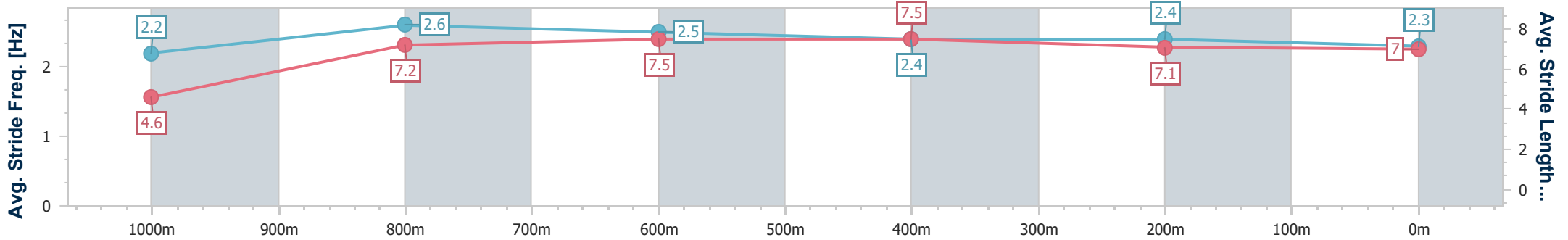
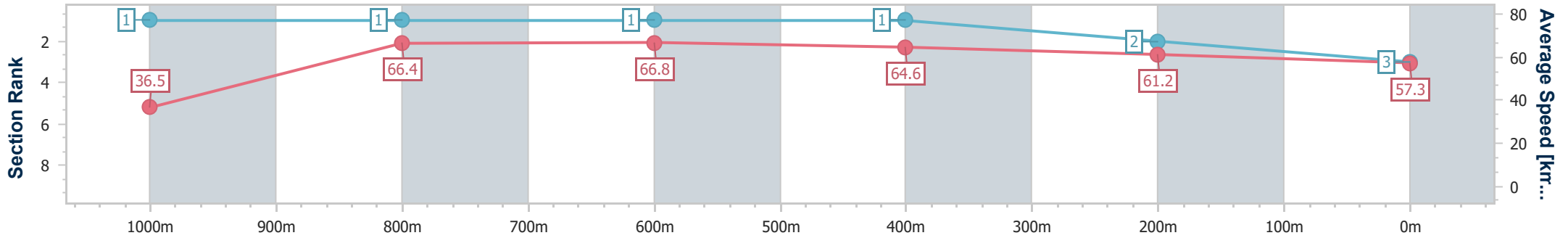
Horse/Jockey Name	Padam Padam
Final Rank	3
Fastest Section Time (Section)	0:04.93 (Overall)
Top Speed [km/h] (Section)	69.4 (1000m)
Race State	Finished



Aquis Park Gold Coast Poly QLD Professional
Race 1: TAB WE'RE ON Maiden Plate (4YO & Up) - 1050m
 01 February 2025 - 13:41
 Track Rating: Synthetic, Weather: Fine, Rail Position: +0m Entire



Section	Overall	1000m	800m	600m	400m	200m
Section Times	1:02.44 [3] (0:04.93)	0:57.51 [1] (0:10.93)	0:46.58 [1] (0:10.88)	0:35.70 [1] (0:11.22)	0:24.48 [1] (0:11.81)	0:12.67 [2] (0:12.67)
Average Speed [km/h]	36.5	66.4	66.8	64.6	61.2	57.3
Top Speed [km/h]	56.5	69.4	68.5	66.6	63.0	59.2
Avg. Dist. to Rail [m]	6.9	2.8	2.2	1.4	2.9	2.1
Avg. Stride Freq. [Hz]	2.2	2.6	2.5	2.4	2.4	2.3
Avg. Stride Length [m]	4.6	7.2	7.5	7.5	7.1	7.0



- [] Ranking at each section and finish
- .-.- No data available at this section
- NA No data available



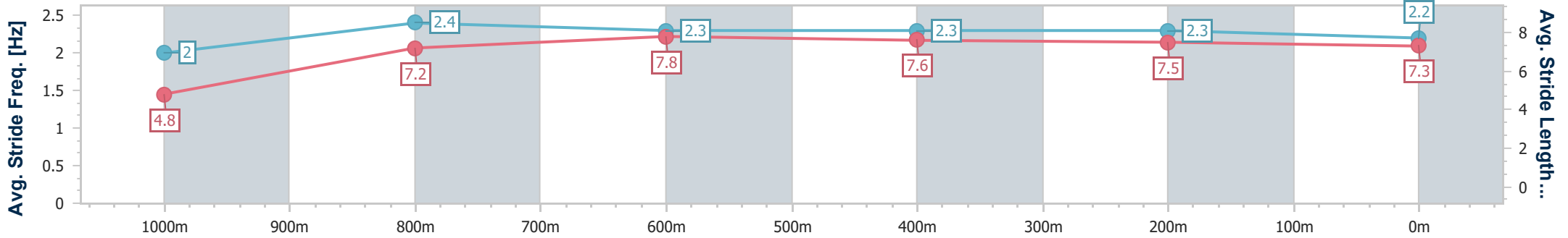
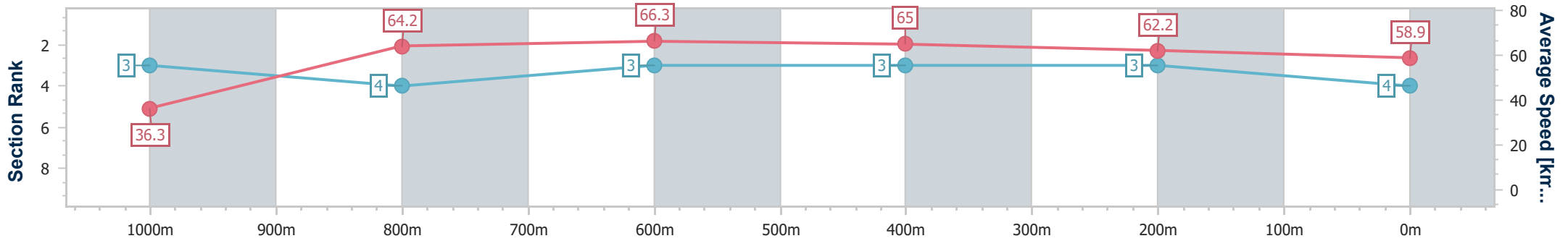
Horse/Jockey Name	Herecomesantorini
Final Rank	4
Fastest Section Time (Section)	0:05.01 (Overall)
Top Speed [km/h] (Section)	66.9 (600m)
Race State	Finished



Aquis Park Gold Coast Poly QLD Professional
Race 1: TAB WE'RE ON Maiden Plate (4YO & Up) - 1050m
 01 February 2025 - 13:41
 Track Rating: Synthetic, Weather: Fine, Rail Position: +0m Entire



Section	Overall	1000m	800m	600m	400m	200m
Section Times	1:02.48 [4] (0:05.01)	0:57.47 [3] (0:11.24)	0:46.23 [4] (0:10.95)	0:35.28 [3] (0:11.29)	0:23.99 [3] (0:11.69)	0:12.30 [3] (0:12.30)
Average Speed [km/h]	36.3	64.2	66.3	65.0	62.2	58.9
Top Speed [km/h]	56.2	66.6	66.7	66.9	63.0	60.2
Avg. Dist. to Rail [m]	4.6	2.2	1.4	3.9	3.5	4.5
Avg. Stride Freq. [Hz]	2.0	2.4	2.3	2.3	2.3	2.2
Avg. Stride Length [m]	4.8	7.2	7.8	7.6	7.5	7.3



- [] Ranking at each section and finish
- .-.- No data available at this section
- NA No data available



Horse/Jockey Name	Vincent
Final Rank	5
Fastest Section Time (Section)	0:05.32 (Overall)
Top Speed [km/h] (Section)	67.0 (600m)
Race State	Finished



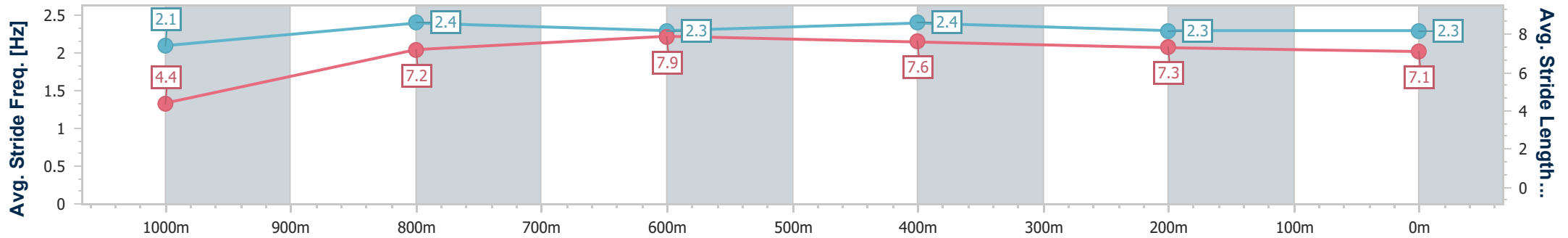
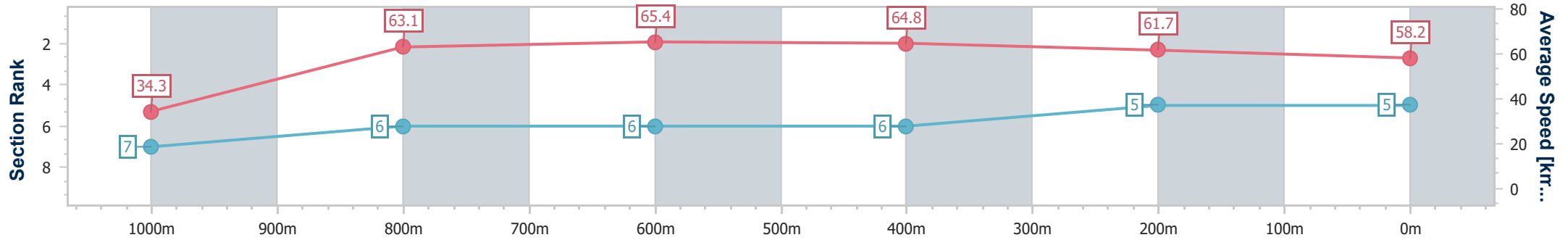
Aquis Park Gold Coast Poly QLD Professional
Race 1: TAB WE'RE ON Maiden Plate (4YO & Up) - 1050m



01 February 2025 - 13:41

Track Rating: Synthetic, Weather: Fine, Rail Position: +0m Entire

Section	Overall	1000m	800m	600m	400m	200m
Section Times	1:03.18 [5] (0:05.32)	0:57.86 [7] (0:11.40)	0:46.46 [6] (0:11.06)	0:35.40 [6] (0:11.18)	0:24.22 [6] (0:11.77)	0:12.45 [5] (0:12.45)
Average Speed [km/h]	34.3	63.1	65.4	64.8	61.7	58.2
Top Speed [km/h]	53.5	66.7	66.4	67.0	63.1	60.0
Avg. Dist. to Rail [m]	1.5	0.8	0.8	1.5	3.8	4.7
Avg. Stride Freq. [Hz]	2.1	2.4	2.3	2.4	2.3	2.3
Avg. Stride Length [m]	4.4	7.2	7.9	7.6	7.3	7.1



- [] Ranking at each section and finish
- .-.- No data available at this section
- NA No data available



Horse/Jockey Name	Dinosphere
Final Rank	6
Fastest Section Time (Section)	0:04.99 (Overall)
Top Speed [km/h] (Section)	67.8 (1000m)
Race State	Finished



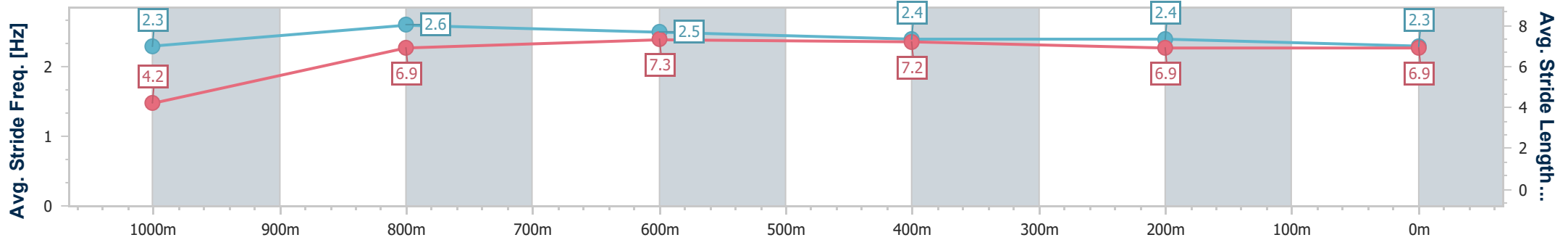
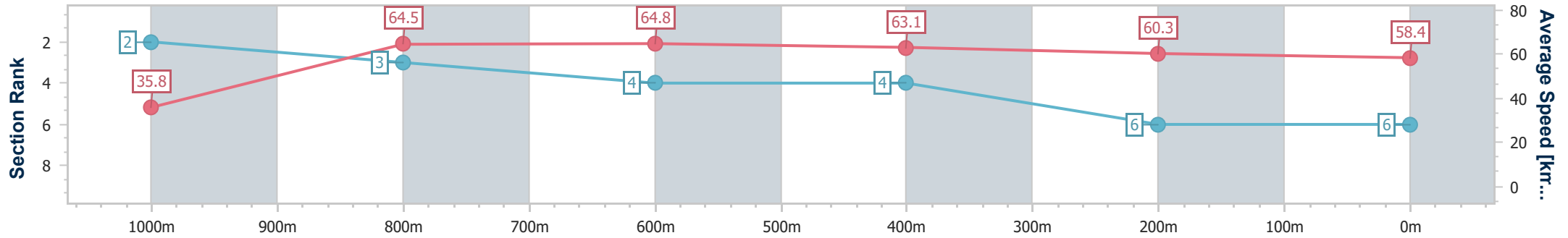
Aquis Park Gold Coast Poly QLD Professional
Race 1: TAB WE'RE ON Maiden Plate (4YO & Up) - 1050m



01 February 2025 - 13:41

Track Rating: Synthetic, Weather: Fine, Rail Position: +0m Entire

Section	Overall	1000m	800m	600m	400m	200m
Section Times	1:03.21 [6] (0:04.99)	0:58.22 [2] (0:11.17)	0:47.05 [3] (0:11.18)	0:35.87 [4] (0:11.48)	0:24.39 [4] (0:11.98)	0:12.41 [6] (0:12.41)
Average Speed [km/h]	35.8	64.5	64.8	63.1	60.3	58.4
Top Speed [km/h]	57.8	67.8	66.2	66.8	61.7	59.9
Avg. Dist. to Rail [m]	2.3	0.7	1.0	1.5	0.5	0.9
Avg. Stride Freq. [Hz]	2.3	2.6	2.5	2.4	2.4	2.3
Avg. Stride Length [m]	4.2	6.9	7.3	7.2	6.9	6.9



- [] Ranking at each section and finish
- .-.- No data available at this section
- NA No data available



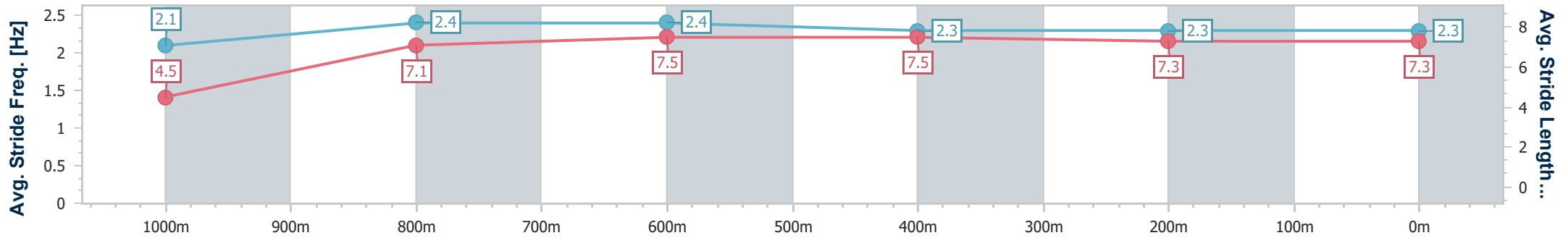
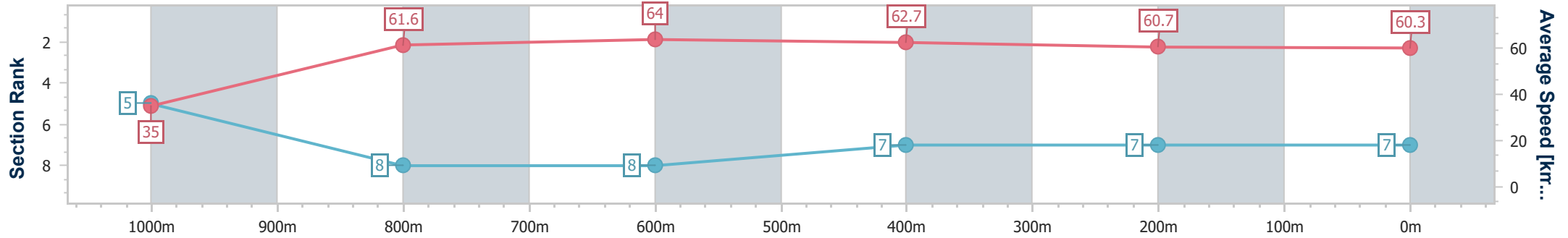
Horse/Jockey Name	Justice Served
Final Rank	7
Fastest Section Time (Section)	0:05.15 (Overall)
Top Speed [km/h] (Section)	65.3 (600m)
Race State	Finished



Aquis Park Gold Coast Poly QLD Professional
 Race 1: TAB WE'RE ON Maiden Plate (4YO & Up) - 1050m
 01 February 2025 - 13:41
 Track Rating: Synthetic, Weather: Fine, Rail Position: +0m Entire



Section	Overall	1000m	800m	600m	400m	200m
Section Times	1:03.48 [7] (0:05.15)	0:58.33 [5] (0:11.67)	0:46.66 [8] (0:11.28)	0:35.38 [8] (0:11.51)	0:23.87 [7] (0:11.86)	0:12.01 [7] (0:12.01)
Average Speed [km/h]	35.0	61.6	64.0	62.7	60.7	60.3
Top Speed [km/h]	53.5	64.8	65.0	65.3	61.4	61.0
Avg. Dist. to Rail [m]	0.5	0.5	0.7	0.9	0.8	2.3
Avg. Stride Freq. [Hz]	2.1	2.4	2.4	2.3	2.3	2.3
Avg. Stride Length [m]	4.5	7.1	7.5	7.5	7.3	7.3



- [] Ranking at each section and finish
- .-.- No data available at this section
- NA No data available



Horse/Jockey Name	Her Ex
Final Rank	8
Fastest Section Time (Section)	0:05.33 (Overall)
Top Speed [km/h] (Section)	67.3 (1000m)
Race State	Finished



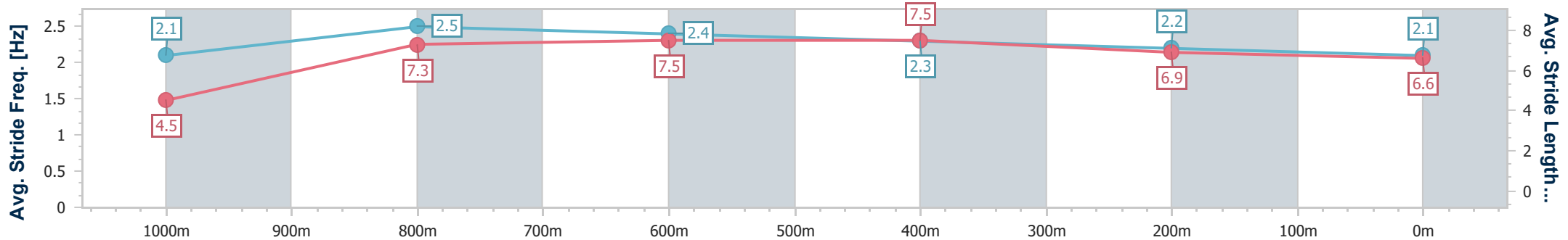
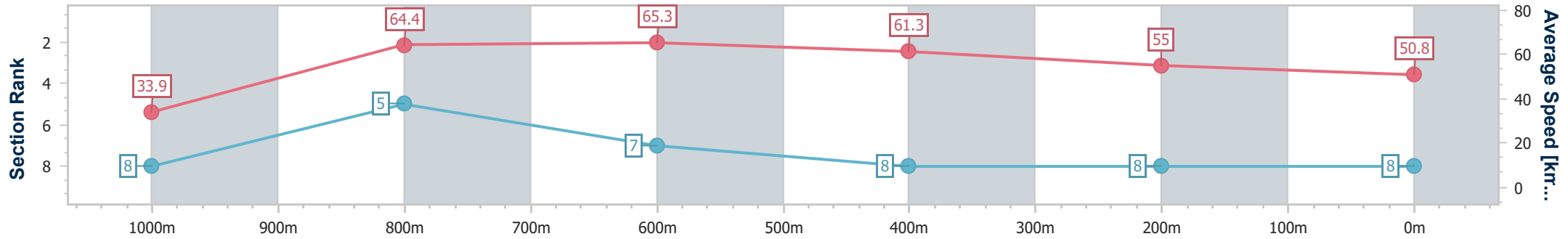
Aquis Park Gold Coast Poly QLD Professional
Race 1: TAB WE'RE ON Maiden Plate (4YO & Up) - 1050m



01 February 2025 - 13:41

Track Rating: Synthetic, Weather: Fine, Rail Position: +0m Entire

Section	Overall	1000m	800m	600m	400m	200m
Section Times	1:07.57 [8] (0:05.33)	1:02.24 [8] (0:11.29)	0:50.95 [5] (0:11.33)	0:39.62 [7] (0:12.13)	0:27.49 [8] (0:13.22)	0:14.27 [8] (0:14.27)
Average Speed [km/h]	33.9	64.4	65.3	61.3	55.0	50.8
Top Speed [km/h]	55.7	67.3	66.5	64.8	56.6	53.7
Avg. Dist. to Rail [m]	6.1	4.2	5.2	6.2	4.8	3.5
Avg. Stride Freq. [Hz]	2.1	2.5	2.4	2.3	2.2	2.1
Avg. Stride Length [m]	4.5	7.3	7.5	7.5	6.9	6.6



- [] Ranking at each section and finish
- .-.- No data available at this section
- NA No data available



Aquis Park Gold Coast Poly QLD Professional

Race 2: AMALGAMATED GROUP QTIS Three-Year-Old Maiden Plate - 1050m

01 February 2025 - 14:14



Track Rating: Synthetic, Weather: Fine, Rail Position: +0m Entire

Section												Last 600m	
Field Times		Overall	1000m	800m	600m	400m	200m						0:35.00
		1:01.75 (0:04.95)	0:56.80 (0:11.09)	0:45.71 (0:10.71)	0:35.00 (0:11.09)	0:23.91 (0:11.56)	0:12.35 (0:12.35)						
Rank	TAB	Horse/Jockey	Barrier	Top Speed [km/h]	Fastest Section	Overall	1000m	800m	600m	400m	200m	Margin	Distance Travelled [m]
1	4	DIAMOND EPIC Anthony Allen	4	67.8 800m	0:04.98 Overall	1:01.75 [1] (0:04.98)	0:56.77 [2] (0:11.06)	0:45.71 [1] (0:10.71)	0:35.00 [1] (0:11.09)	0:23.91 [1] (0:11.56)	0:12.35 [1] (0:12.35)	1:01.75	0:35.00
2	3	WHISKY A GO GO Jace McMurray	9	66.7 1000m	0:04.95 Overall	1:02.40 [2] (0:04.95)	0:57.45 [1] (0:11.19)	0:46.26 [3] (0:11.04)	0:35.22 [4] (0:11.52)	0:23.70 [5] (0:11.68)	0:12.02 [2] (0:12.02)	3.8L	0:35.22 +5
3	6	HEAVY REIGN Dale Smith	7	68.0 1000m	0:05.21 Overall	1:02.60 [3] (0:05.21)	0:57.39 [8] (0:11.25)	0:46.14 [6] (0:10.92)	0:35.22 [5] (0:11.16)	0:24.06 [4] (0:11.87)	0:12.19 [3] (0:12.19)	4.8L	0:35.22 +11
4	10	SUSPICIOUS LOVE Chelsea Baker	3	67.2 800m	0:05.04 Overall	1:02.84 [4] (0:05.04)	0:57.80 [4] (0:11.45)	0:46.35 [7] (0:10.93)	0:35.42 [6] (0:11.41)	0:24.01 [7] (0:11.86)	0:12.15 [7] (0:12.15)	6.1L	0:35.42 -1
5	7	LEUCAENA Jason Taylor	8	67.5 800m	0:05.13 Overall	1:02.85 [5] (0:05.13)	0:57.72 [5] (0:11.15)	0:46.57 [4] (0:10.89)	0:35.68 [3] (0:11.35)	0:24.33 [3] (0:11.91)	0:12.42 [4] (0:12.42)	6.2L	0:35.68 +10
6	2	DRAPER Elione Chaves	1	66.6 800m	0:05.22 Overall	1:02.95 [6] (0:05.22)	0:57.73 [9] (0:11.31)	0:46.42 [8] (0:11.05)	0:35.37 [8] (0:11.27)	0:24.10 [8] (0:11.73)	0:12.37 [6] (0:12.37)	6.7L	0:35.37 +6
7	9	SPOT BOLT Adin Thompson	6	66.4 800m	0:05.16 Overall	1:03.16 [7] (0:05.16)	0:58.00 [6] (0:11.26)	0:46.74 [5] (0:11.06)	0:35.68 [7] (0:11.33)	0:24.35 [6] (0:11.92)	0:12.43 [8] (0:12.43)	8L	0:35.68 +4
8	1	CALL SIGN Rikki Jamieson	2	67.2 600m	0:05.17 Overall	1:03.29 [8] (0:05.17)	0:58.12 [7] (0:11.52)	0:46.60 [9] (0:11.04)	0:35.56 [9] (0:11.32)	0:24.24 [9] (0:11.86)	0:12.38 [9] (0:12.38)	8.5L	0:35.56 +13
9	8	RANCOUR Fiona Sandkuhl	5	66.7 800m	0:05.33 Overall	1:03.50 [9] (0:05.33)	0:58.17 [10] (0:11.72)	0:46.45 [10] (0:10.89)	0:35.56 [10] (0:11.32)	0:24.24 [10] (0:11.78)	0:12.46 [10] (0:12.46)	9.5L	0:35.56 +4
10	5	DUBAWI'S GIRL Luke Rolls	10	68.5 1000m	0:05.00 Overall	1:03.73 [10] (0:05.00)	0:58.73 [3] (0:11.05)	0:47.68 [2] (0:10.89)	0:36.79 [2] (0:11.32)	0:25.47 [2] (0:12.27)	0:13.20 [5] (0:13.20)	10.8L	0:36.79 +7

[] Ranking at each section and finish
 -:-:- No data available at this section
 NA No data available

SCN Saddle cloth number
 DNF Did not finish
 DNT Did not track



Horse/Jockey Name	Diamond Epic
Final Rank	1
Fastest Section Time (Section)	0:04.98 (Overall)
Top Speed [km/h] (Section)	67.8 (800m)
Race State	Finished



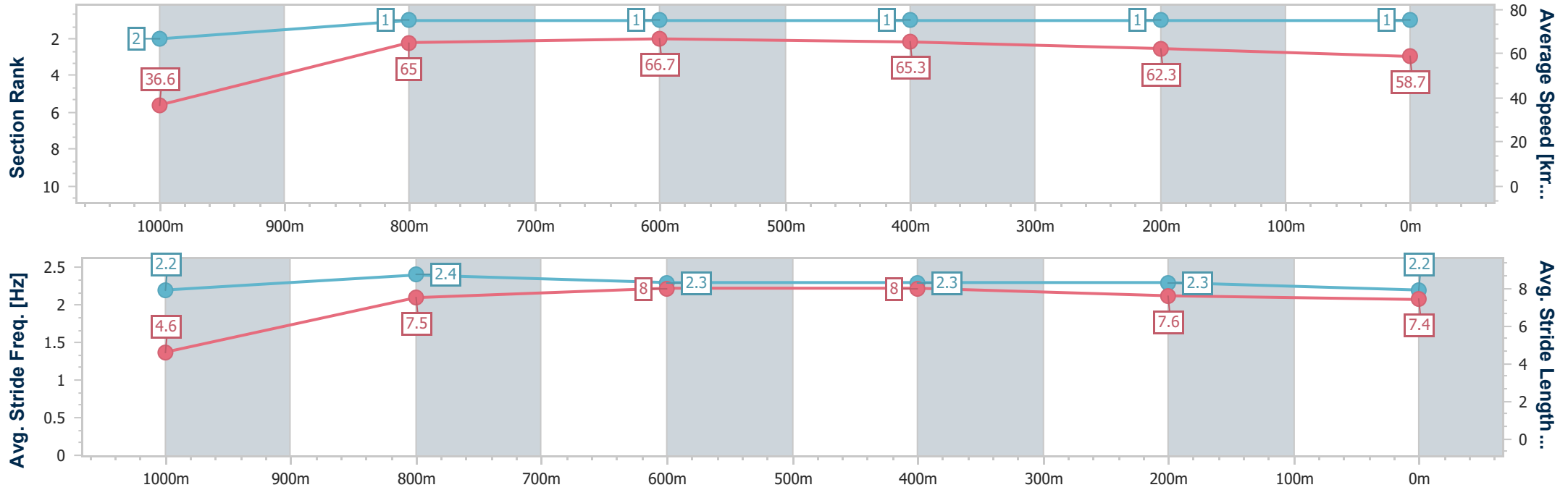
Aquis Park Gold Coast Poly QLD Professional
Race 2: AMALGAMATED GROUP QTIS Three-Year-Old Maiden Plate - 1050m



01 February 2025 - 14:14

Track Rating: Synthetic, Weather: Fine, Rail Position: +0m Entire

Section	Overall	1000m	800m	600m	400m	200m
Section Times	1:01.75 [1] (0:04.98)	0:56.77 [2] (0:11.06)	0:45.71 [1] (0:10.71)	0:35.00 [1] (0:11.09)	0:23.91 [1] (0:11.56)	0:12.35 [1] (0:12.35)
Average Speed [km/h]	36.6	65.0	66.7	65.3	62.3	58.7
Top Speed [km/h]	56.3	67.7	67.8	67.3	64.1	60.7
Avg. Dist. to Rail [m]	4.1	1.5	0.8	0.6	1.3	2.0
Avg. Stride Freq. [Hz]	2.2	2.4	2.3	2.3	2.3	2.2
Avg. Stride Length [m]	4.6	7.5	8.0	8.0	7.6	7.4



- [] Ranking at each section and finish
- .-.- No data available at this section
- NA No data available



Horse/Jockey Name	Whisky A Go Go
Final Rank	2
Fastest Section Time (Section)	0:04.95 (Overall)
Top Speed [km/h] (Section)	66.7 (1000m)
Race State	Finished



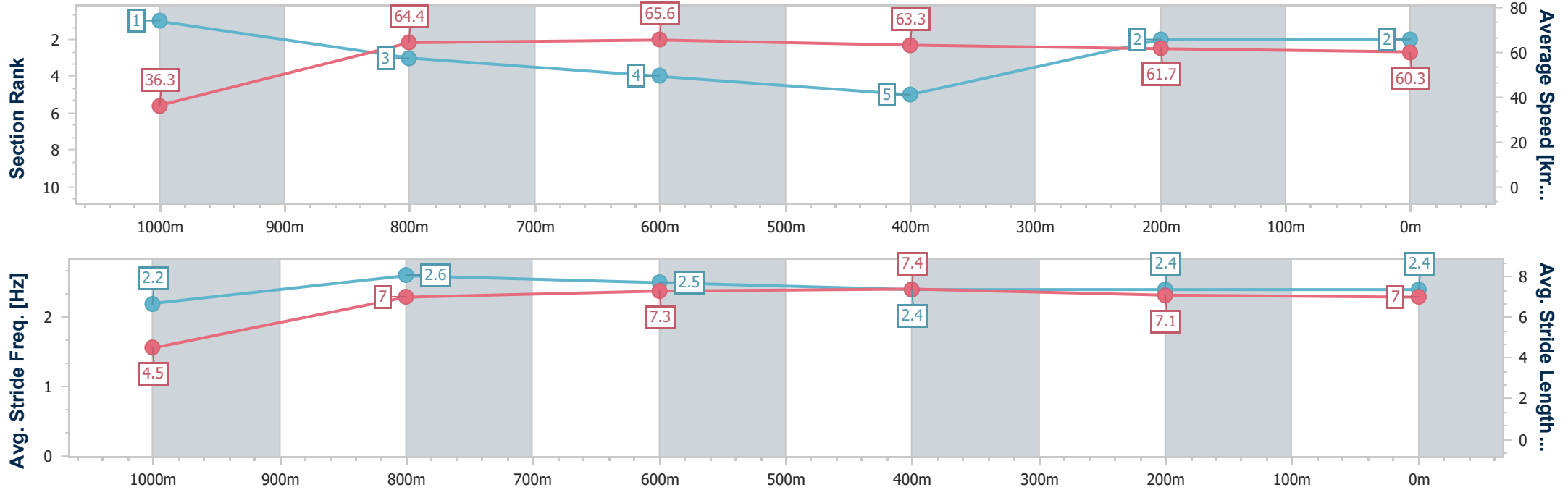
Aquis Park Gold Coast Poly QLD Professional
 Race 2: AMALGAMATED GROUP QTIS Three-Year-Old Maiden Plate - 1050m



01 February 2025 - 14:14

Track Rating: Synthetic, Weather: Fine, Rail Position: +0m Entire

Section	Overall	1000m	800m	600m	400m	200m
Section Times	1:02.40 [2] (0:04.95)	0:57.45 [1] (0:11.19)	0:46.26 [3] (0:11.04)	0:35.22 [4] (0:11.52)	0:23.70 [5] (0:11.68)	0:12.02 [2] (0:12.02)
Average Speed [km/h]	36.3	64.4	65.6	63.3	61.7	60.3
Top Speed [km/h]	57.5	66.7	66.2	66.3	62.6	62.2
Avg. Dist. to Rail [m]	8.1	2.7	0.8	2.3	1.2	1.9
Avg. Stride Freq. [Hz]	2.2	2.6	2.5	2.4	2.4	2.4
Avg. Stride Length [m]	4.5	7.0	7.3	7.4	7.1	7.0



- [] Ranking at each section and finish
- .-.- No data available at this section
- NA No data available



Horse/Jockey Name	Heavy Reign
Final Rank	3
Fastest Section Time (Section)	0:05.21 (Overall)
Top Speed [km/h] (Section)	68.0 (1000m)
Race State	Finished



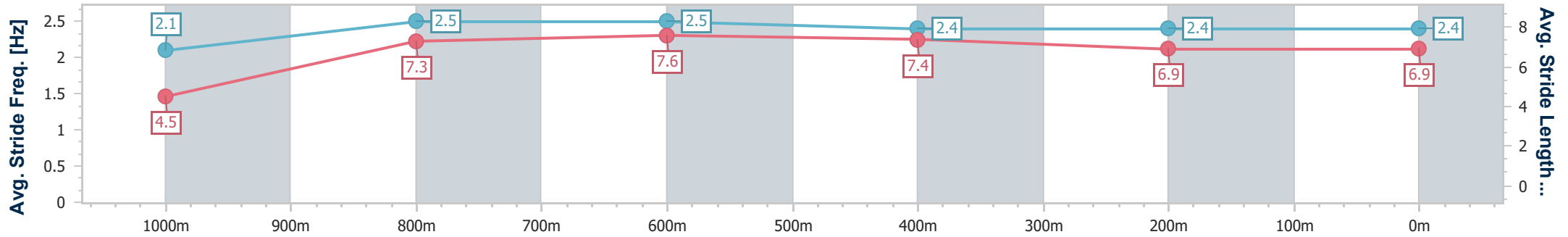
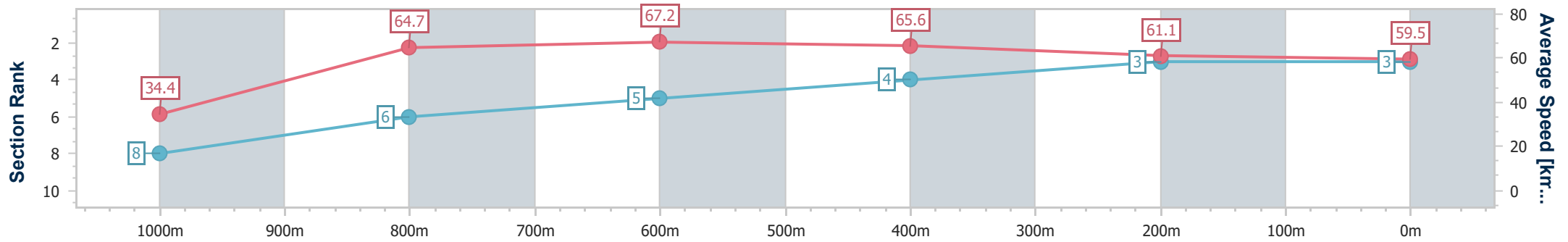
Aquis Park Gold Coast Poly QLD Professional
 Race 2: AMALGAMATED GROUP QTIS Three-Year-Old Maiden Plate - 1050m



01 February 2025 - 14:14

Track Rating: Synthetic, Weather: Fine, Rail Position: +0m Entire

Section	Overall	1000m	800m	600m	400m	200m
Section Times	1:02.60 [3] (0:05.21)	0:57.39 [8] (0:11.25)	0:46.14 [6] (0:10.92)	0:35.22 [5] (0:11.16)	0:24.06 [4] (0:11.87)	0:12.19 [3] (0:12.19)
Average Speed [km/h]	34.4	64.7	67.2	65.6	61.1	59.5
Top Speed [km/h]	54.3	68.0	67.7	67.9	63.0	61.5
Avg. Dist. to Rail [m]	6.6	3.5	3.6	3.5	4.6	5.0
Avg. Stride Freq. [Hz]	2.1	2.5	2.5	2.4	2.4	2.4
Avg. Stride Length [m]	4.5	7.3	7.6	7.4	6.9	6.9



- [] Ranking at each section and finish
- .-.- No data available at this section
- NA No data available



Horse/Jockey Name	Suspicious Love
Final Rank	4
Fastest Section Time (Section)	0:05.04 (Overall)
Top Speed [km/h] (Section)	67.2 (800m)
Race State	Finished



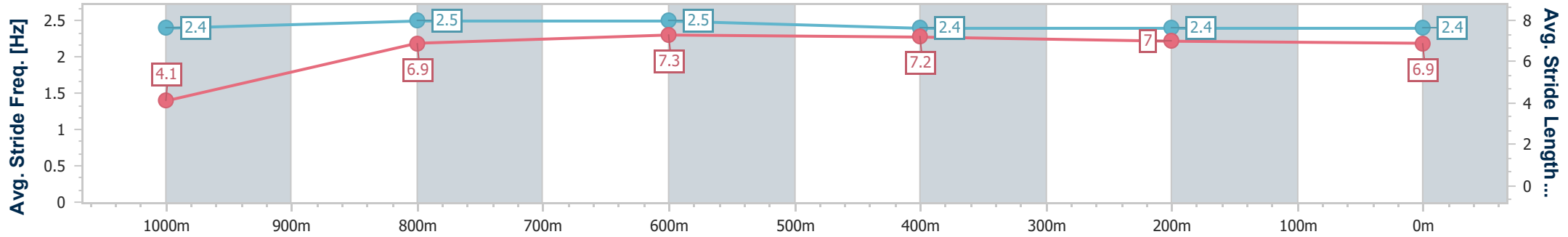
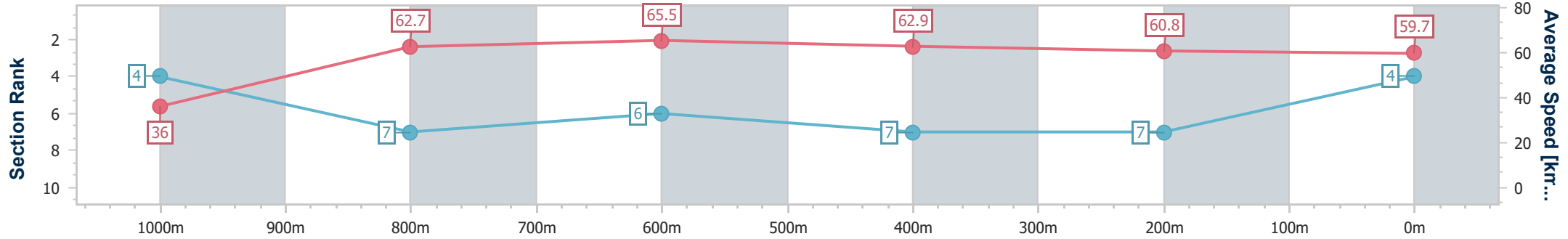
Aquis Park Gold Coast Poly QLD Professional
 Race 2: AMALGAMATED GROUP QTIS Three-Year-Old Maiden Plate - 1050m



01 February 2025 - 14:14

Track Rating: Synthetic, Weather: Fine, Rail Position: +0m Entire

Section	Overall	1000m	800m	600m	400m	200m
Section Times	1:02.84 [4] (0:05.04)	0:57.80 [4] (0:11.45)	0:46.35 [7] (0:10.93)	0:35.42 [6] (0:11.41)	0:24.01 [7] (0:11.86)	0:12.15 [7] (0:12.15)
Average Speed [km/h]	36.0	62.7	65.5	62.9	60.8	59.7
Top Speed [km/h]	55.0	65.7	67.2	65.2	61.5	61.2
Avg. Dist. to Rail [m]	3.7	1.3	1.1	0.4	0.9	1.2
Avg. Stride Freq. [Hz]	2.4	2.5	2.5	2.4	2.4	2.4
Avg. Stride Length [m]	4.1	6.9	7.3	7.2	7.0	6.9



- [] Ranking at each section and finish
- .-.- No data available at this section
- NA No data available



Horse/Jockey Name	Leucaena
Final Rank	5
Fastest Section Time (Section)	0:05.13 (Overall)
Top Speed [km/h] (Section)	67.5 (800m)
Race State	Finished



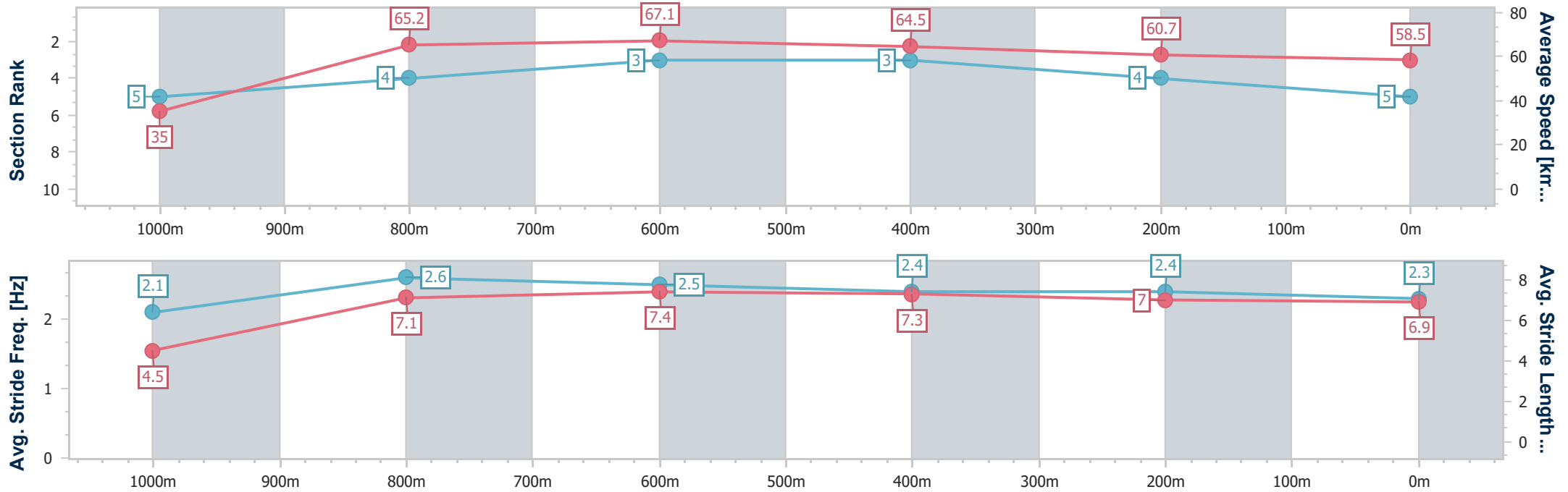
Aquis Park Gold Coast Poly QLD Professional
 Race 2: AMALGAMATED GROUP QTIS Three-Year-Old Maiden
 Plate - 1050m



01 February 2025 - 14:14

Track Rating: Synthetic, Weather: Fine, Rail Position: +0m Entire

Section	Overall	1000m	800m	600m	400m	200m
Section Times	1:02.85 [5] (0:05.13)	0:57.72 [5] (0:11.15)	0:46.57 [4] (0:10.89)	0:35.68 [3] (0:11.35)	0:24.33 [3] (0:11.91)	0:12.42 [4] (0:12.42)
Average Speed [km/h]	35.0	65.2	67.1	64.5	60.7	58.5
Top Speed [km/h]	56.0	67.4	67.5	66.8	61.9	60.8
Avg. Dist. to Rail [m]	8.0	4.0	3.2	3.2	2.7	3.1
Avg. Stride Freq. [Hz]	2.1	2.6	2.5	2.4	2.4	2.3
Avg. Stride Length [m]	4.5	7.1	7.4	7.3	7.0	6.9



- [] Ranking at each section and finish
- .-.- No data available at this section
- NA No data available



Horse/Jockey Name	Draper
Final Rank	6
Fastest Section Time (Section)	0:05.22 (Overall)
Top Speed [km/h] (Section)	66.6 (800m)
Race State	Finished



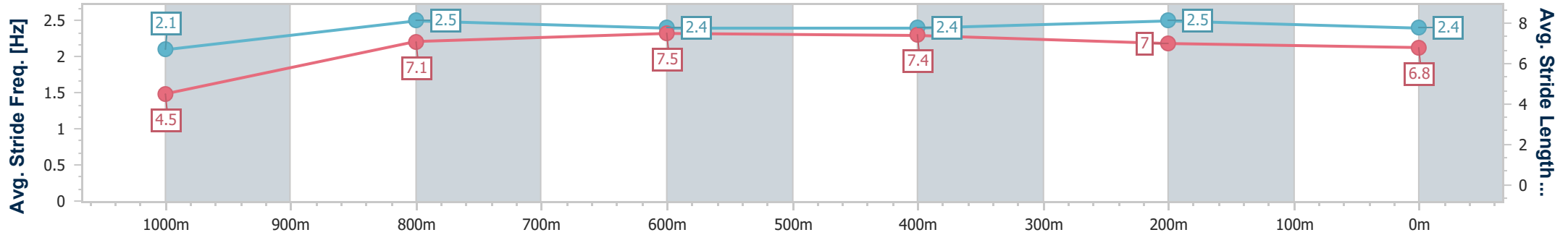
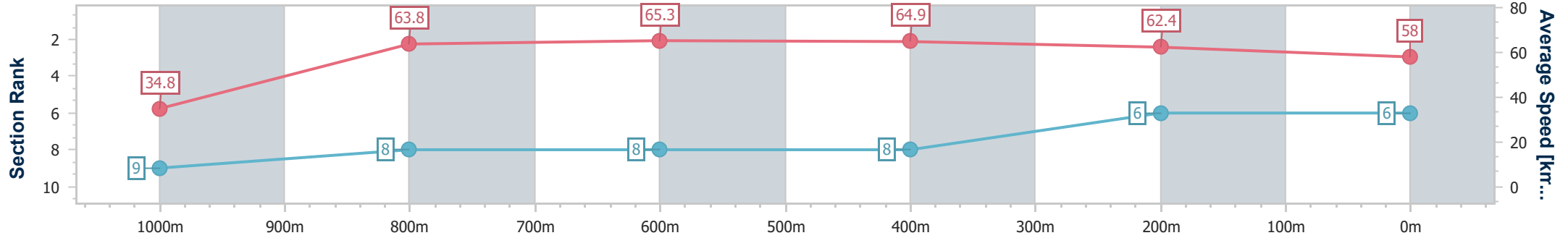
Aquis Park Gold Coast Poly QLD Professional
 Race 2: AMALGAMATED GROUP QTIS Three-Year-Old Maiden Plate - 1050m



01 February 2025 - 14:14

Track Rating: Synthetic, Weather: Fine, Rail Position: +0m Entire

Section	Overall	1000m	800m	600m	400m	200m
Section Times	1:02.95 [6] (0:05.22)	0:57.73 [9] (0:11.31)	0:46.42 [8] (0:11.05)	0:35.37 [8] (0:11.27)	0:24.10 [8] (0:11.73)	0:12.37 [6] (0:12.37)
Average Speed [km/h]	34.8	63.8	65.3	64.9	62.4	58.0
Top Speed [km/h]	54.9	66.5	66.6	65.4	62.9	60.3
Avg. Dist. to Rail [m]	1.2	0.9	1.0	2.9	7.0	7.5
Avg. Stride Freq. [Hz]	2.1	2.5	2.4	2.4	2.5	2.4
Avg. Stride Length [m]	4.5	7.1	7.5	7.4	7.0	6.8



- [] Ranking at each section and finish
- .-.- No data available at this section
- NA No data available



Horse/Jockey Name	Spot Bolt
Final Rank	7
Fastest Section Time (Section)	0:05.16 (Overall)
Top Speed [km/h] (Section)	66.4 (800m)
Race State	Finished



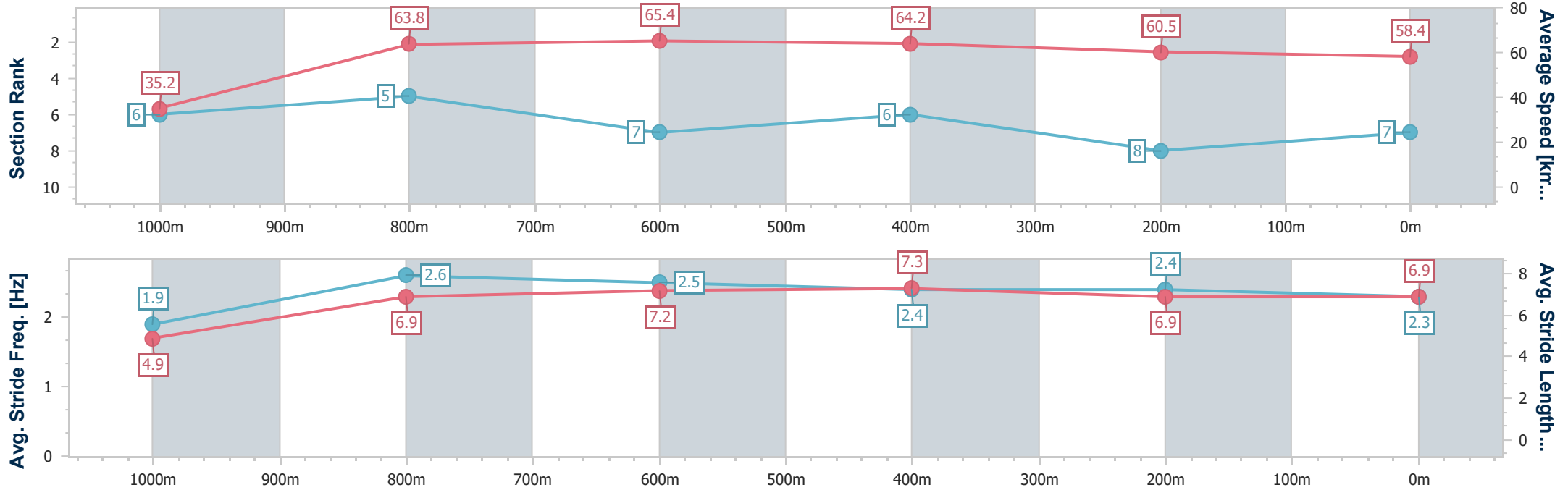
Aquis Park Gold Coast Poly QLD Professional
 Race 2: AMALGAMATED GROUP QTIS Three-Year-Old Maiden
 Plate - 1050m



01 February 2025 - 14:14

Track Rating: Synthetic, Weather: Fine, Rail Position: +0m Entire

Section	Overall	1000m	800m	600m	400m	200m
Section Times	1:03.16 [7] (0:05.16)	0:58.00 [6] (0:11.26)	0:46.74 [5] (0:11.06)	0:35.68 [7] (0:11.33)	0:24.35 [6] (0:11.92)	0:12.43 [8] (0:12.43)
Average Speed [km/h]	35.2	63.8	65.4	64.2	60.5	58.4
Top Speed [km/h]	55.9	66.1	66.4	65.6	62.1	61.0
Avg. Dist. to Rail [m]	4.8	1.7	1.3	1.9	1.7	2.4
Avg. Stride Freq. [Hz]	1.9	2.6	2.5	2.4	2.4	2.3
Avg. Stride Length [m]	4.9	6.9	7.2	7.3	6.9	6.9



- [] Ranking at each section and finish
- .-.- No data available at this section
- NA No data available



Horse/Jockey Name	Call Sign
Final Rank	8
Fastest Section Time (Section)	0:05.17 (Overall)
Top Speed [km/h] (Section)	67.2 (600m)
Race State	Finished



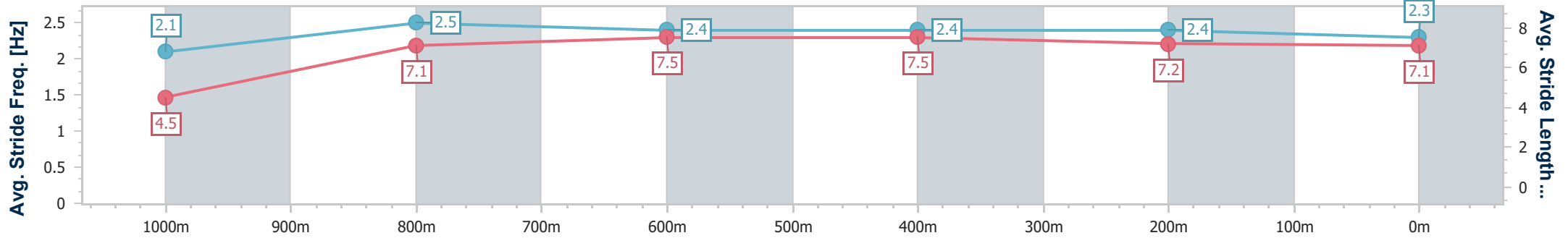
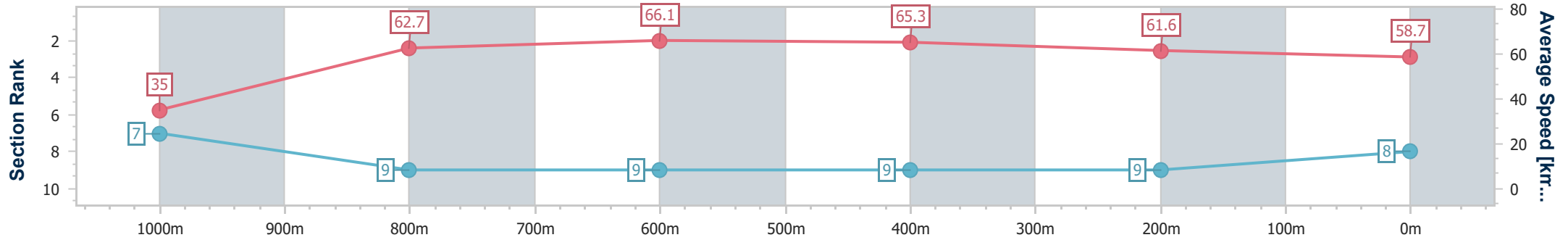
Aquis Park Gold Coast Poly QLD Professional
Race 2: AMALGAMATED GROUP QTIS Three-Year-Old Maiden
Plate - 1050m



01 February 2025 - 14:14

Track Rating: Synthetic, Weather: Fine, Rail Position: +0m Entire

Section	Overall	1000m	800m	600m	400m	200m
Section Times	1:03.29 [8] (0:05.17)	0:58.12 [7] (0:11.52)	0:46.60 [9] (0:11.04)	0:35.56 [9] (0:11.32)	0:24.24 [9] (0:11.86)	0:12.38 [9] (0:12.38)
Average Speed [km/h]	35.0	62.7	66.1	65.3	61.6	58.7
Top Speed [km/h]	54.0	66.0	67.0	67.2	63.8	60.1
Avg. Dist. to Rail [m]	2.3	1.9	2.5	4.8	8.7	9.3
Avg. Stride Freq. [Hz]	2.1	2.5	2.4	2.4	2.4	2.3
Avg. Stride Length [m]	4.5	7.1	7.5	7.5	7.2	7.1



- [] Ranking at each section and finish
- .-.- No data available at this section
- NA No data available



Horse/Jockey Name	Rancour
Final Rank	9
Fastest Section Time (Section)	0:05.33 (Overall)
Top Speed [km/h] (Section)	66.7 (800m)
Race State	Finished



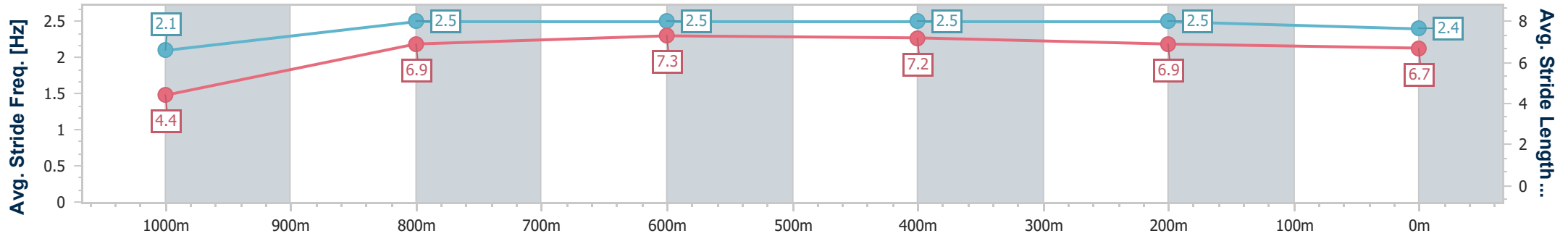
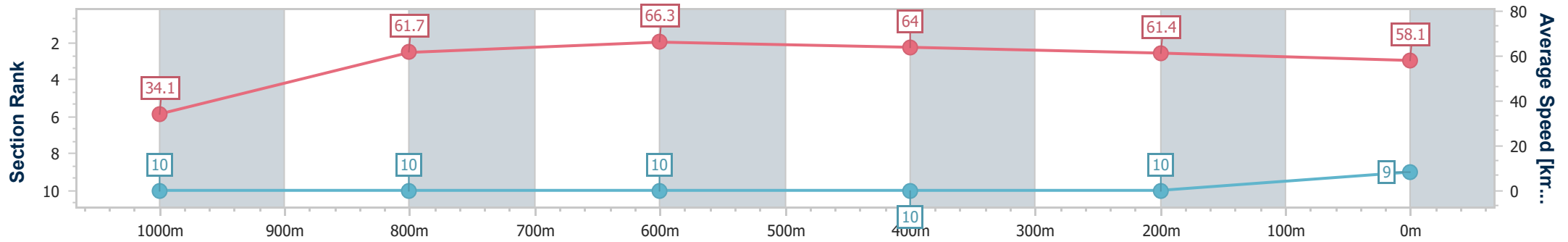
Aquis Park Gold Coast Poly QLD Professional
 Race 2: AMALGAMATED GROUP QTIS Three-Year-Old Maiden
 Plate - 1050m



01 February 2025 - 14:14

Track Rating: Synthetic, Weather: Fine, Rail Position: +0m Entire

Section	Overall	1000m	800m	600m	400m	200m
Section Times	1:03.50 [9] (0:05.33)	0:58.17 [10] (0:11.72)	0:46.45 [10] (0:10.89)	0:35.56 [10] (0:11.32)	0:24.24 [10] (0:11.78)	0:12.46 [10] (0:12.46)
Average Speed [km/h]	34.1	61.7	66.3	64.0	61.4	58.1
Top Speed [km/h]	54.6	65.8	66.7	66.4	62.7	60.5
Avg. Dist. to Rail [m]	6.1	2.9	0.4	1.5	3.5	5.5
Avg. Stride Freq. [Hz]	2.1	2.5	2.5	2.5	2.5	2.4
Avg. Stride Length [m]	4.4	6.9	7.3	7.2	6.9	6.7



- [] Ranking at each section and finish
- .-.- No data available at this section
- NA No data available



Horse/Jockey Name	Dubawi's Girl
Final Rank	10
Fastest Section Time (Section)	0:05.00 (Overall)
Top Speed [km/h] (Section)	68.5 (1000m)
Race State	Finished



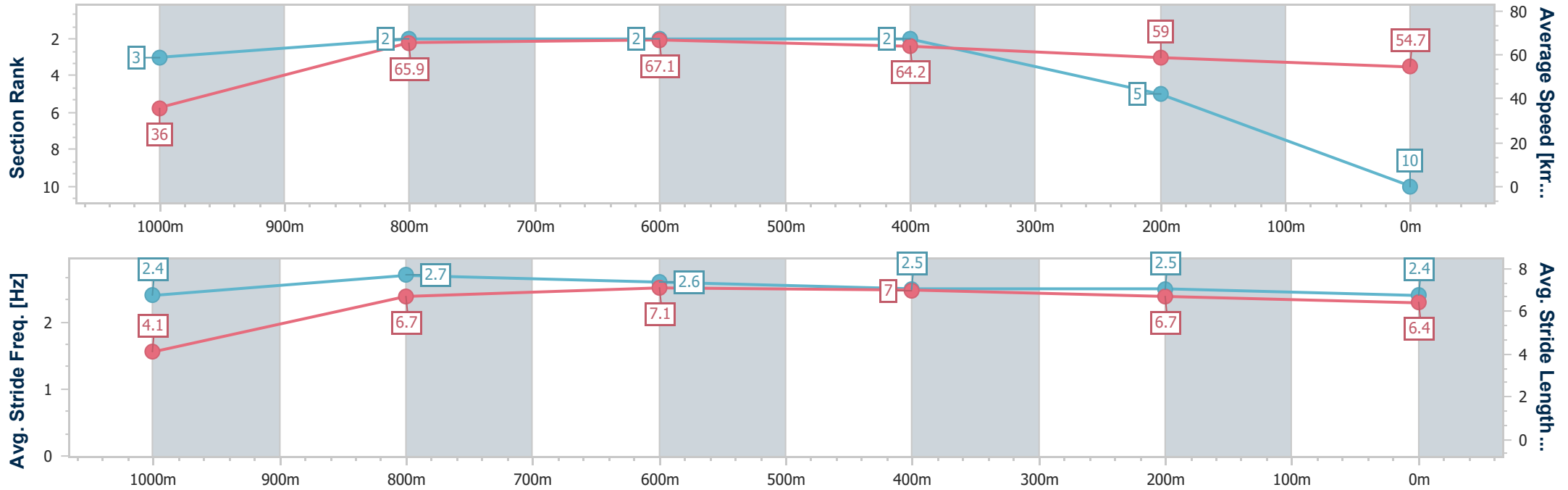
Aquis Park Gold Coast Poly QLD Professional
 Race 2: AMALGAMATED GROUP QTIS Three-Year-Old Maiden Plate - 1050m



01 February 2025 - 14:14

Track Rating: Synthetic, Weather: Fine, Rail Position: +0m Entire

Section	Overall	1000m	800m	600m	400m	200m
Section Times	1:03.73 [10] (0:05.00)	0:58.73 [3] (0:11.05)	0:47.68 [2] (0:10.89)	0:36.79 [2] (0:11.32)	0:25.47 [2] (0:12.27)	0:13.20 [5] (0:13.20)
Average Speed [km/h]	36.0	65.9	67.1	64.2	59.0	54.7
Top Speed [km/h]	56.5	68.5	68.2	67.0	61.1	57.2
Avg. Dist. to Rail [m]	9.5	5.1	2.8	2.0	1.6	3.7
Avg. Stride Freq. [Hz]	2.4	2.7	2.6	2.5	2.5	2.4
Avg. Stride Length [m]	4.1	6.7	7.1	7.0	6.7	6.4



- [] Ranking at each section and finish
- .-.- No data available at this section
- NA No data available



Aquis Park Gold Coast Poly QLD Professional

Race 3: REVAMP GC Maiden Plate - 1540m

01 February 2025 - 14:49



Track Rating: Synthetic, Weather: Fine, Rail Position: +0m Entire

Section		Overall	1400m	1200m	1000m	800m	600m	400m	Last 600m					
Field Times		1:36.02 (0:10.41)	1:25.61 (0:11.58)	1:14.03 (0:11.86)	1:02.17 (0:12.20)	0:49.97 (0:11.88)	0:38.09 (0:11.91)	0:26.18 (0:13.07)	0:38.09					
Rank	TAB	Horse/Jockey	Barrier	Top Speed [km/h]	Fastest Section								Distance Travelled [m]	
1	11	LIP SMACKER Courtney Bellamy	3	64.0 1400m	0:10.83 Overall	1:36.02 [1] (0:10.83)	1:25.19 [6] (0:11.60)	1:13.59 [4] (0:11.99)	1:01.60 [5] (0:12.28)	0:49.32 [4] (0:11.91)	0:37.41 [4] (0:11.75)	0:25.66 [4] (0:12.55)	0:37.41	
2	8	SUPER SWEET Rikki Jamieson	5	63.7 1400m	0:10.79 Overall	1:36.51 [2] (0:10.79)	1:25.72 [5] (0:11.71)	1:14.01 [5] (0:11.98)	1:02.03 [6] (0:12.50)	0:49.53 [6] (0:12.08)	0:37.45 [6] (0:11.93)	0:25.52 [6] (0:12.52)	0:37.45	+7
3	1	FLYING ASTERN Elione Chaves	2	64.4 1400m	0:10.60 Overall	1:36.76 [3] (0:10.60)	1:26.16 [2] (0:11.54)	1:14.62 [2] (0:11.87)	1:02.75 [2] (0:12.31)	0:50.44 [3] (0:12.03)	0:38.41 [3] (0:11.81)	0:26.60 [3] (0:12.83)	0:38.41	+5
4	9	TANGO SPIRIT Adin Thompson	9	64.4 1400m	0:10.86 Overall	1:36.90 [4] (0:10.86)	1:26.04 [8] (0:11.67)	1:14.37 [6] (0:11.83)	1:02.54 [4] (0:12.47)	0:50.07 [5] (0:12.06)	0:38.01 [5] (0:11.98)	0:26.03 [5] (0:12.65)	0:38.01	+2
5	4	MAKEMINEMILO Jace McMurray	6	64.1 1400m	0:10.64 Overall	1:37.08 [5] (0:10.64)	1:26.44 [3] (0:11.64)	1:14.80 [3] (0:11.78)	1:03.02 [3] (0:12.23)	0:50.79 [2] (0:11.93)	0:38.86 [2] (0:11.91)	0:26.95 [2] (0:13.06)	0:38.86	+5
6	3	ISLE OF BUTE Anthony Allen	10	66.3 Overall	0:10.41 Overall	1:37.42 [6] (0:10.41)	1:27.01 [1] (0:11.58)	1:15.43 [1] (0:11.86)	1:03.57 [1] (0:12.20)	0:51.37 [1] (0:11.88)	0:39.49 [1] (0:11.91)	0:27.58 [1] (0:13.11)	0:39.49	-1
7	7	HONFLEUR Luke Rolls	8	63.6 1400m	0:10.85 Overall	1:37.53 [7] (0:10.85)	1:26.68 [7] (0:11.82)	1:14.86 [7] (0:11.99)	1:02.87 [7] (0:12.34)	0:50.53 [7] (0:12.06)	0:38.47 [7] (0:12.17)	0:26.30 [7] (0:12.81)	0:38.47	+6
8	10	THUNDER SHANGHAI Corey Sutherland	7	62.6 1400m	0:10.75 Overall	1:37.86 [8] (0:10.75)	1:27.11 [4] (0:11.97)	1:15.14 [8] (0:12.12)	1:03.02 [8] (0:12.48)	0:50.54 [8] (0:12.46)	0:38.08 [8] (0:12.15)	0:25.93 [8] (0:12.79)	0:38.08	+4
9	2	CLEAN SHAVEN Scott Sheargold	1	63.5 1200m	0:11.65 Overall	1:39.87 [9] (0:11.65)	1:28.22 [10] (0:11.85)	1:16.37 [9] (0:11.66)	1:04.71 [9] (0:12.27)	0:52.44 [9] (0:12.59)	0:39.85 [9] (0:12.83)	0:27.02 [9] (0:13.24)	0:39.85	+1
10	6	WOD Jason Taylor	4	62.6 1400m	0:11.62 Overall	1:45.08 [10] (0:11.62)	1:33.46 [9] (0:12.09)	1:21.37 [10] (0:11.71)	1:09.66 [10] (0:12.32)	0:57.34 [10] (0:12.73)	0:44.61 [10] (0:13.38)	0:31.23 [10] (0:14.87)	0:44.61	+8

Scratched: Mr Crowning Moment (#5)

[] Ranking at each section and finish
 -:-:- No data available at this section
 NA No data available

SCN Saddle cloth number
 DNF Did not finish
 DNT Did not track



Aquis Park Gold Coast Poly QLD Professional

Race 3: REVAMP GC Maiden Plate - 1540m

01 February 2025 - 14:49



Track Rating: Synthetic, Weather: Fine, Rail Position: +0m Entire

Section				200m				Last 600m	
Field Times				0:13.11 (0:13.11)				0:38.09	
Rank	TAB	Horse/Jockey	Barrier	Top Speed [km/h]	Fastest Section	Margin			Distance Travelled [m]
1	11	LIP SMACKER Courtney Bellamy	3	64.0 1400m	0:10.83 Overall	0:13.11 [1] (0:13.11)	1:36.02		0:37.41
2	8	SUPER SWEET Rikki Jamieson	5	63.7 1400m	0:10.79 Overall	0:13.00 [5] (0:13.00)	2.8L		0:37.45 +7
3	1	FLYING ASTERN Elione Chaves	2	64.4 1400m	0:10.60 Overall	0:13.77 [3] (0:13.77)	4.1L		0:38.41 +5
4	9	TANGO SPIRIT Adin Thompson	9	64.4 1400m	0:10.86 Overall	0:13.38 [6] (0:13.38)	4.9L		0:38.01 +2
5	4	MAKEMINEMILO Jace McMurray	6	64.1 1400m	0:10.64 Overall	0:13.89 [4] (0:13.89)	5.9L		0:38.86 +5
6	3	ISLE OF BUTE Anthony Allen	10	66.3 Overall	0:10.41 Overall	0:14.47 [2] (0:14.47)	7.9L		0:39.49 -1
7	7	HONFLEUR Luke Rolls	8	63.6 1400m	0:10.85 Overall	0:13.49 [7] (0:13.49)	8.4L		0:38.47 +6
8	10	THUNDER SHANGHAI Corey Sutherland	7	62.6 1400m	0:10.75 Overall	0:13.14 [8] (0:13.14)	10.2L		0:38.08 +4
9	2	CLEAN SHAVEN Scott Sheargold	1	63.5 1200m	0:11.65 Overall	0:13.78 [9] (0:13.78)	22L		0:39.85 +1
10	6	WOD Jason Taylor	4	62.6 1400m	0:11.62 Overall	0:16.36 [10] (0:16.36)	52.5L		0:44.61 +8

Scratched: Mr Crowning Moment (#5)

[] Ranking at each section and finish
 -:-:- No data available at this section
 NA No data available

SCN Saddle cloth number
 DNF Did not finish
 DNT Did not track



Horse/Jockey Name	Lip Smacker
Final Rank	1
Fastest Section Time (Section)	0:10.83 (Overall)
Top Speed [km/h] (Section)	64.0 (1400m)
Race State	Finished



Aquis Park Gold Coast Poly QLD Professional

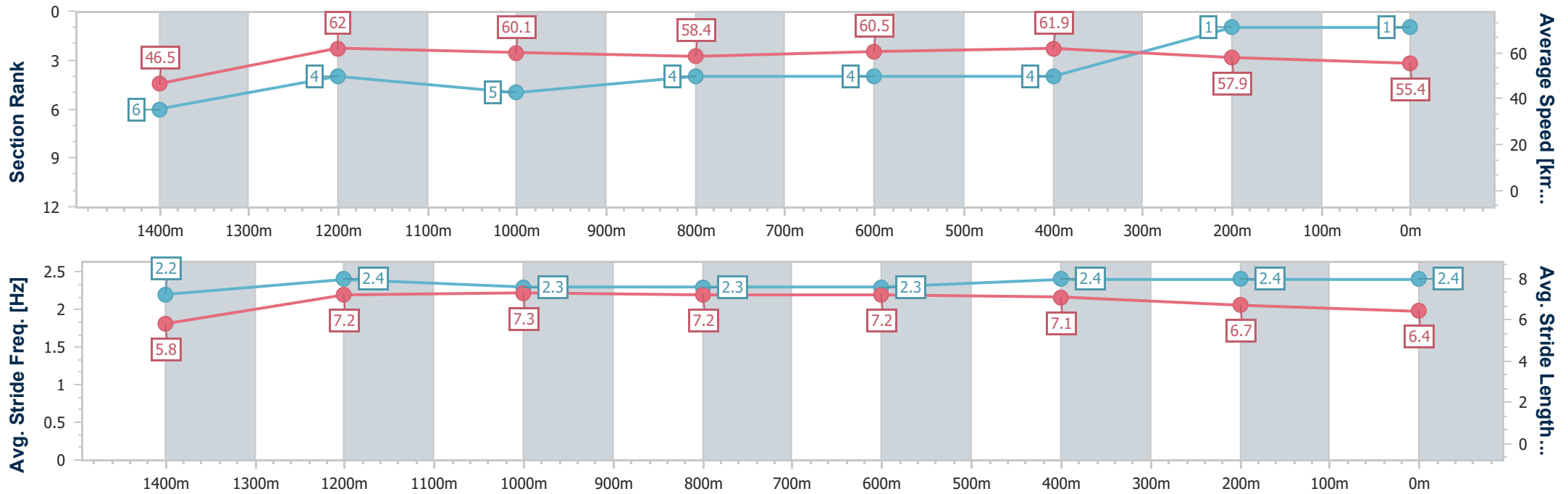
Race 3: REVAMP GC Maiden Plate - 1540m



01 February 2025 - 14:49

Track Rating: Synthetic, Weather: Fine, Rail Position: +0m Entire

Section	Overall	1400m	1200m	1000m	800m	600m	400m	200m
Section Times	1:36.02 [1] (0:10.83)	1:25.19 [6] (0:11.60)	1:13.59 [4] (0:11.99)	1:01.60 [5] (0:12.28)	0:49.32 [4] (0:11.91)	0:37.41 [4] (0:11.75)	0:25.66 [4] (0:12.55)	0:13.11 [1] (0:13.11)
Average Speed [km/h]	46.5	62.0	60.1	58.4	60.5	61.9	57.9	55.4
Top Speed [km/h]	61.9	64.0	61.3	61.0	63.1	63.4	60.6	57.1
Avg. Dist. to Rail [m]	3.7	0.6	0.3	0.2	0.3	1.7	5.1	6.4
Avg. Stride Freq. [Hz]	2.2	2.4	2.3	2.3	2.3	2.4	2.4	2.4
Avg. Stride Length [m]	5.8	7.2	7.3	7.2	7.2	7.1	6.7	6.4



- [] Ranking at each section and finish
- .-.- No data available at this section
- NA No data available



Horse/Jockey Name	Super Sweet
Final Rank	2
Fastest Section Time (Section)	0:10.79 (Overall)
Top Speed [km/h] (Section)	63.7 (1400m)
Race State	Finished



Aquis Park Gold Coast Poly QLD Professional

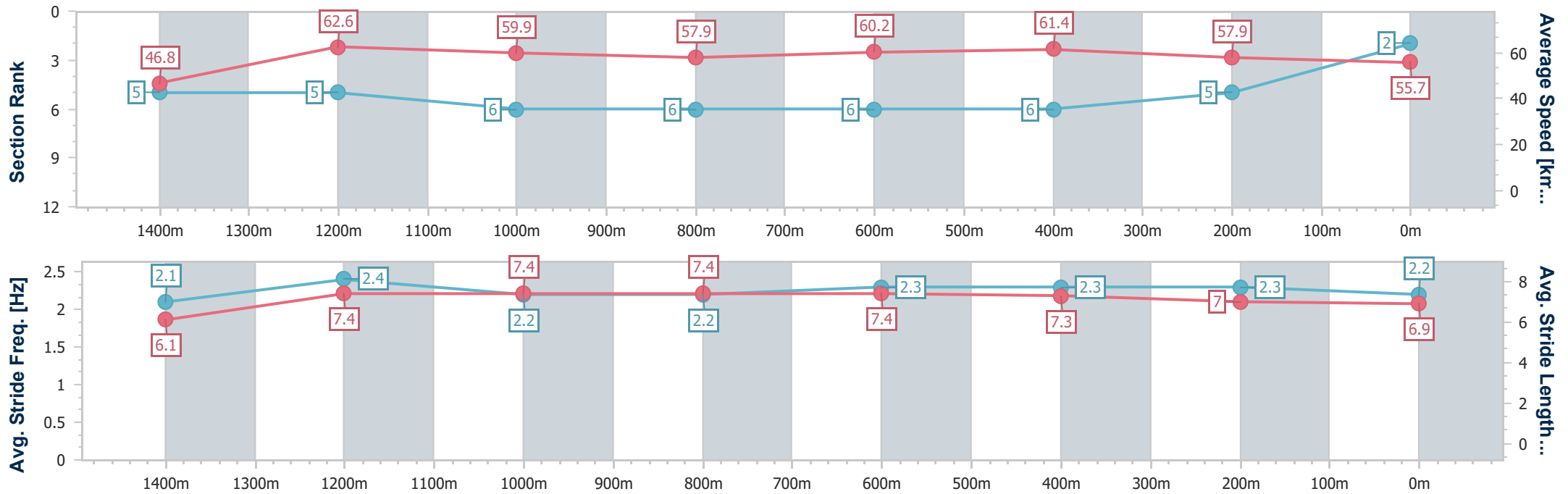
Race 3: REVAMP GC Maiden Plate - 1540m



01 February 2025 - 14:49

Track Rating: Synthetic, Weather: Fine, Rail Position: +0m Entire

Section	Overall	1400m	1200m	1000m	800m	600m	400m	200m
Section Times	1:36.51 [2] (0:10.79)	1:25.72 [5] (0:11.71)	1:14.01 [5] (0:11.98)	1:02.03 [6] (0:12.50)	0:49.53 [6] (0:12.08)	0:37.45 [6] (0:11.93)	0:25.52 [6] (0:12.52)	0:13.00 [5] (0:13.00)
Average Speed [km/h]	46.8	62.6	59.9	57.9	60.2	61.4	57.9	55.7
Top Speed [km/h]	61.3	63.7	61.7	59.7	61.4	62.8	59.1	56.7
Avg. Dist. to Rail [m]	5.3	2.0	1.7	1.4	1.8	3.2	4.8	5.9
Avg. Stride Freq. [Hz]	2.1	2.4	2.2	2.2	2.3	2.3	2.3	2.2
Avg. Stride Length [m]	6.1	7.4	7.4	7.4	7.4	7.3	7.0	6.9



- [] Ranking at each section and finish
- .-.- No data available at this section
- NA No data available



Horse/Jockey Name	Flying Astern
Final Rank	3
Fastest Section Time (Section)	0:10.60 (Overall)
Top Speed [km/h] (Section)	64.4 (1400m)
Race State	Finished



Aquis Park Gold Coast Poly QLD Professional

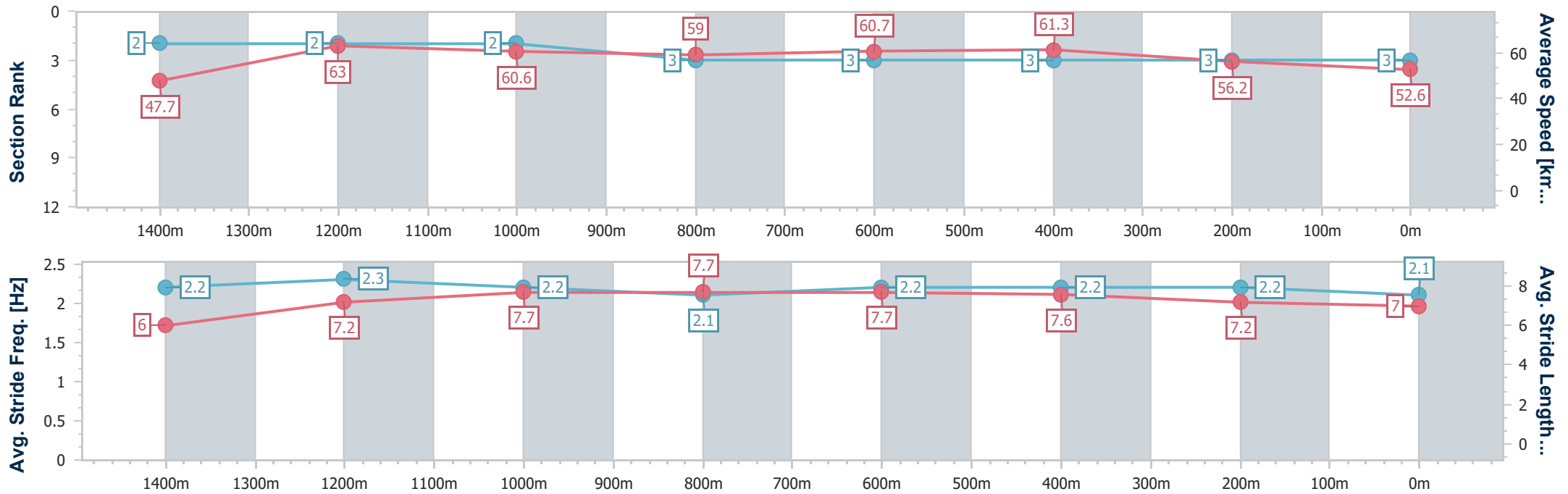
Race 3: REVAMP GC Maiden Plate - 1540m



01 February 2025 - 14:49

Track Rating: Synthetic, Weather: Fine, Rail Position: +0m Entire

Section	Overall	1400m	1200m	1000m	800m	600m	400m	200m
Section Times	1:36.76 [3] (0:10.60)	1:26.16 [2] (0:11.54)	1:14.62 [2] (0:11.87)	1:02.75 [2] (0:12.31)	0:50.44 [3] (0:12.03)	0:38.41 [3] (0:11.81)	0:26.60 [3] (0:12.83)	0:13.77 [3] (0:13.77)
Average Speed [km/h]	47.7	63.0	60.6	59.0	60.7	61.3	56.2	52.6
Top Speed [km/h]	64.1	64.4	61.8	60.2	63.0	63.0	58.4	54.3
Avg. Dist. to Rail [m]	3.2	1.8	2.3	2.4	2.6	1.1	1.8	3.3
Avg. Stride Freq. [Hz]	2.2	2.3	2.2	2.1	2.2	2.2	2.2	2.1
Avg. Stride Length [m]	6.0	7.2	7.7	7.7	7.7	7.6	7.2	7.0



- [] Ranking at each section and finish
- .-.- No data available at this section
- NA No data available



Horse/Jockey Name	Tango Spirit
Final Rank	4
Fastest Section Time (Section)	0:10.86 (Overall)
Top Speed [km/h] (Section)	64.4 (1400m)
Race State	Finished



Aquis Park Gold Coast Poly QLD Professional

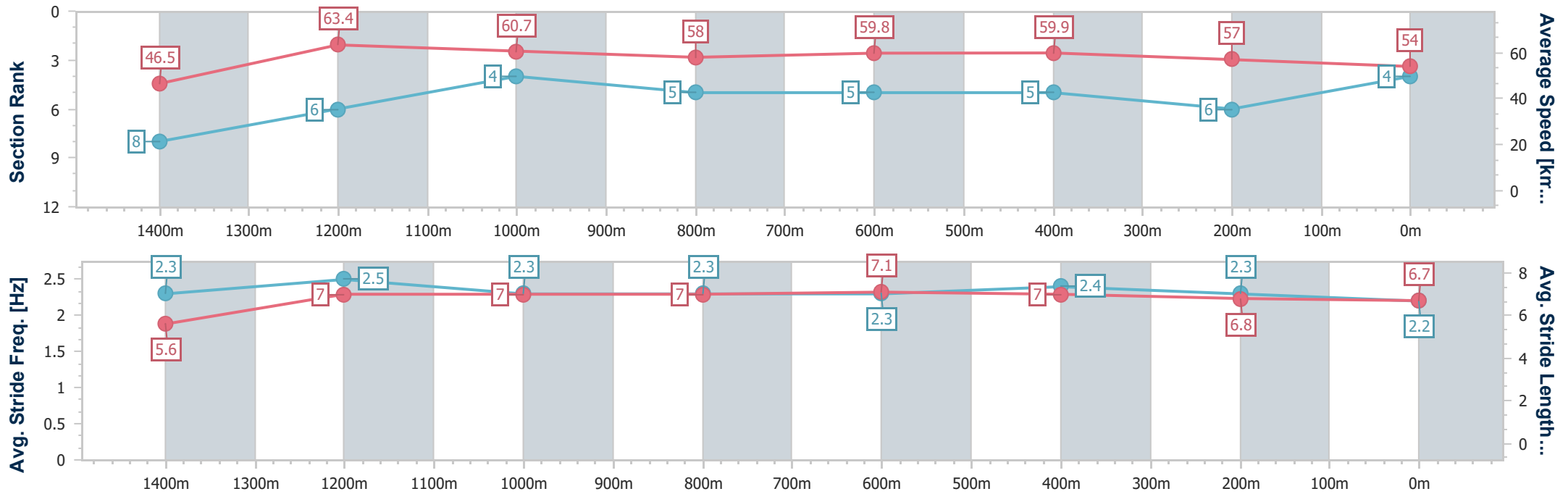
Race 3: REVAMP GC Maiden Plate - 1540m



01 February 2025 - 14:49

Track Rating: Synthetic, Weather: Fine, Rail Position: +0m Entire

Section	Overall	1400m	1200m	1000m	800m	600m	400m	200m
Section Times	1:36.90 [4] (0:10.86)	1:26.04 [8] (0:11.67)	1:14.37 [6] (0:11.83)	1:02.54 [4] (0:12.47)	0:50.07 [5] (0:12.06)	0:38.01 [5] (0:11.98)	0:26.03 [5] (0:12.65)	0:13.38 [6] (0:13.38)
Average Speed [km/h]	46.5	63.4	60.7	58.0	59.8	59.9	57.0	54.0
Top Speed [km/h]	63.0	64.4	62.1	59.8	62.0	62.2	58.0	55.5
Avg. Dist. to Rail [m]	9.3	3.5	2.3	1.3	0.2	0.3	1.8	2.8
Avg. Stride Freq. [Hz]	2.3	2.5	2.3	2.3	2.3	2.4	2.3	2.2
Avg. Stride Length [m]	5.6	7.0	7.0	7.0	7.1	7.0	6.8	6.7



- [] Ranking at each section and finish
- .-.- No data available at this section
- NA No data available



Horse/Jockey Name	Makeminemilo
Final Rank	5
Fastest Section Time (Section)	0:10.64 (Overall)
Top Speed [km/h] (Section)	64.1 (1400m)
Race State	Finished



Aquis Park Gold Coast Poly QLD Professional

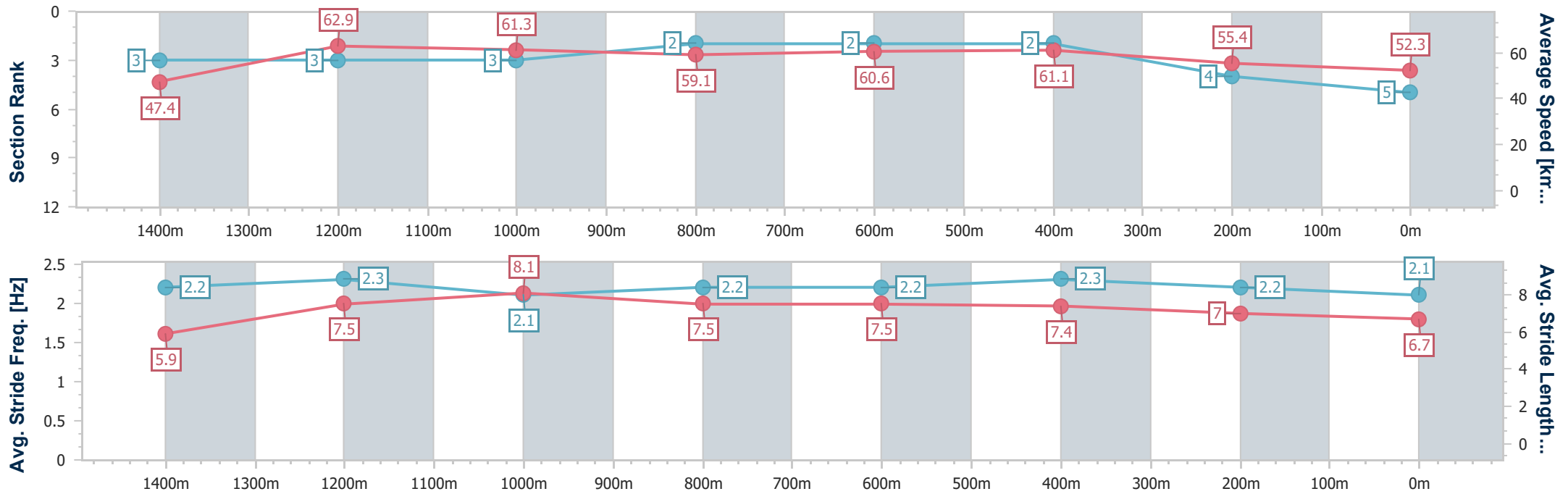
Race 3: REVAMP GC Maiden Plate - 1540m



01 February 2025 - 14:49

Track Rating: Synthetic, Weather: Fine, Rail Position: +0m Entire

Section	Overall	1400m	1200m	1000m	800m	600m	400m	200m
Section Times	1:37.08 [5] (0:10.64)	1:26.44 [3] (0:11.64)	1:14.80 [3] (0:11.78)	1:03.02 [3] (0:12.23)	0:50.79 [2] (0:11.93)	0:38.86 [2] (0:11.91)	0:26.95 [2] (0:13.06)	0:13.89 [4] (0:13.89)
Average Speed [km/h]	47.4	62.9	61.3	59.1	60.6	61.1	55.4	52.3
Top Speed [km/h]	63.4	64.1	62.0	60.6	62.8	63.0	57.8	53.5
Avg. Dist. to Rail [m]	6.0	2.2	2.2	1.6	1.1	1.7	3.6	4.1
Avg. Stride Freq. [Hz]	2.2	2.3	2.1	2.2	2.2	2.3	2.2	2.1
Avg. Stride Length [m]	5.9	7.5	8.1	7.5	7.5	7.4	7.0	6.7



- [] Ranking at each section and finish
- .-.- No data available at this section
- NA No data available



Horse/Jockey Name	Isle Of Bute
Final Rank	6
Fastest Section Time (Section)	0:10.41 (Overall)
Top Speed [km/h] (Section)	66.3 (Overall)
Race State	Finished



Aquis Park Gold Coast Poly QLD Professional

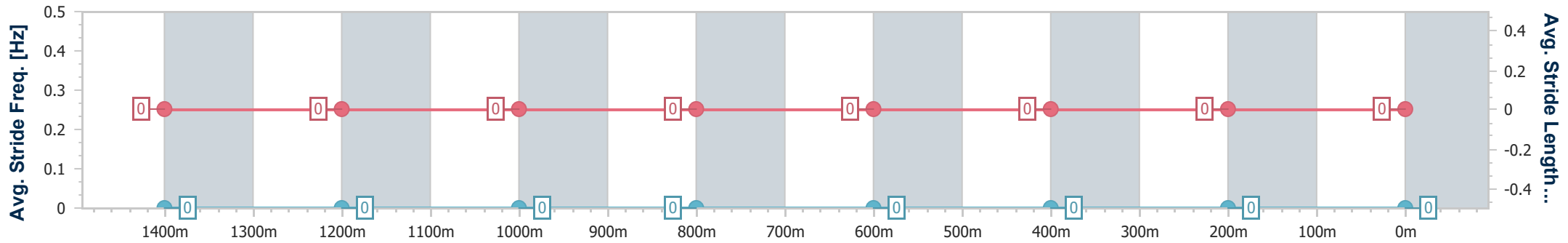
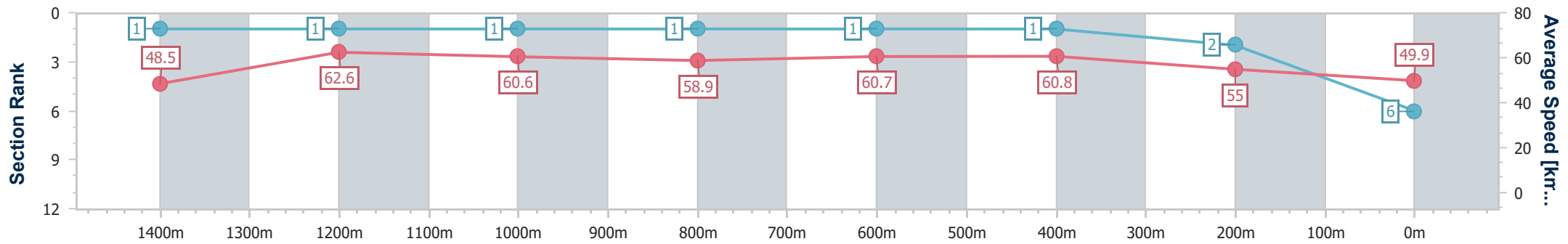
Race 3: REVAMP GC Maiden Plate - 1540m



01 February 2025 - 14:49

Track Rating: Synthetic, Weather: Fine, Rail Position: +0m Entire

Section	Overall	1400m	1200m	1000m	800m	600m	400m	200m
Section Times	1:37.42 [6] (0:10.41)	1:27.01 [1] (0:11.58)	1:15.43 [1] (0:11.86)	1:03.57 [1] (0:12.20)	0:51.37 [1] (0:11.88)	0:39.49 [1] (0:11.91)	0:27.58 [1] (0:13.11)	0:14.47 [2] (0:14.47)
Average Speed [km/h]	48.5	62.6	60.6	58.9	60.7	60.8	55.0	49.9
Top Speed [km/h]	66.3	65.8	61.6	59.3	62.6	62.6	57.7	52.3
Avg. Dist. to Rail [m]	9.8	0.9	0.2	0.1	0.3	0.7	1.9	1.7
Avg. Stride Freq. [Hz]	--	--	--	--	--	--	--	--
Avg. Stride Length [m]	--	--	--	--	--	--	--	--



- [] Ranking at each section and finish
- No data available at this section
- NA No data available



Horse/Jockey Name	Honfleur
Final Rank	7
Fastest Section Time (Section)	0:10.85 (Overall)
Top Speed [km/h] (Section)	63.6 (1400m)
Race State	Finished



Aquis Park Gold Coast Poly QLD Professional

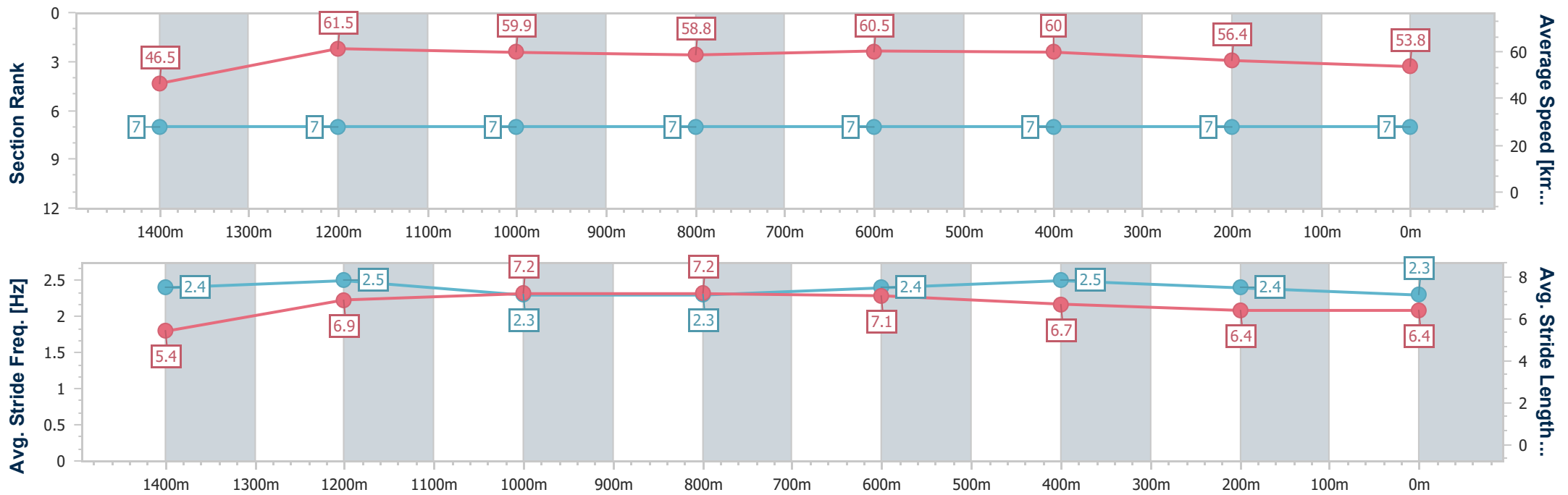
Race 3: REVAMP GC Maiden Plate - 1540m



01 February 2025 - 14:49

Track Rating: Synthetic, Weather: Fine, Rail Position: +0m Entire

Section	Overall	1400m	1200m	1000m	800m	600m	400m	200m
Section Times	1:37.53 [7] (0:10.85)	1:26.68 [7] (0:11.82)	1:14.86 [7] (0:11.99)	1:02.87 [7] (0:12.34)	0:50.53 [7] (0:12.06)	0:38.47 [7] (0:12.17)	0:26.30 [7] (0:12.81)	0:13.49 [7] (0:13.49)
Average Speed [km/h]	46.5	61.5	59.9	58.8	60.5	60.0	56.4	53.8
Top Speed [km/h]	59.1	63.6	61.6	61.6	62.5	62.9	58.6	55.4
Avg. Dist. to Rail [m]	7.6	1.3	3.0	2.2	2.4	2.9	2.6	4.4
Avg. Stride Freq. [Hz]	2.4	2.5	2.3	2.3	2.4	2.5	2.4	2.3
Avg. Stride Length [m]	5.4	6.9	7.2	7.2	7.1	6.7	6.4	6.4



- [] Ranking at each section and finish
- .-.- No data available at this section
- NA No data available



Horse/Jockey Name	Thunder Shanghai
Final Rank	8
Fastest Section Time (Section)	0:10.75 (Overall)
Top Speed [km/h] (Section)	62.6 (1400m)
Race State	Finished



Aquis Park Gold Coast Poly QLD Professional

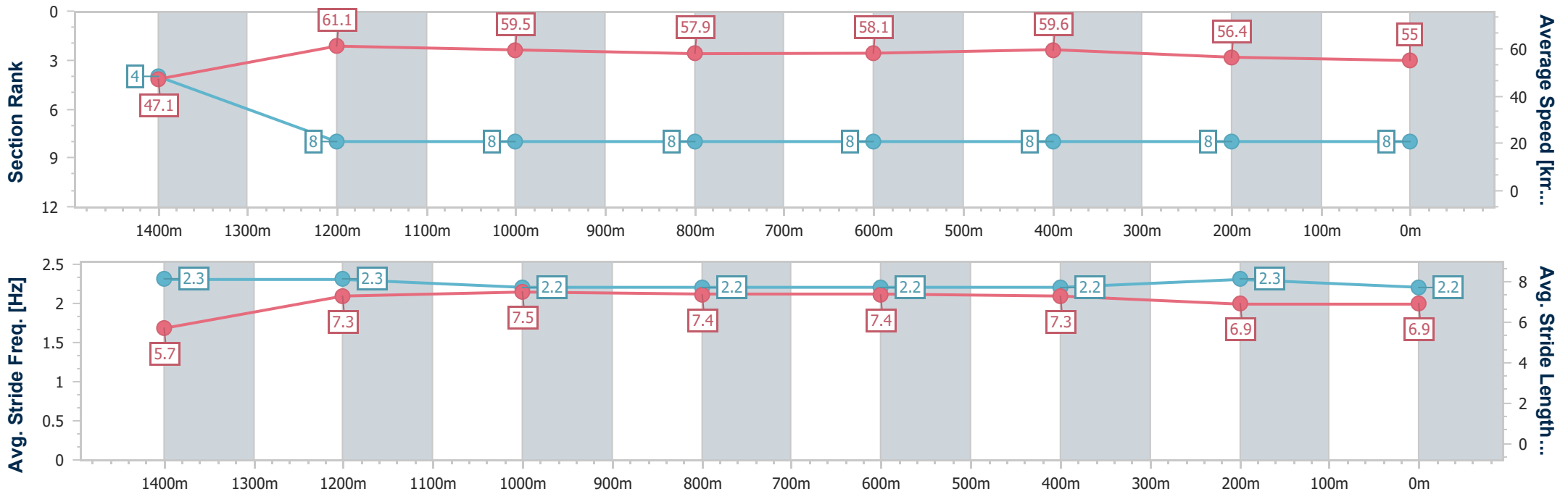
Race 3: REVAMP GC Maiden Plate - 1540m



01 February 2025 - 14:49

Track Rating: Synthetic, Weather: Fine, Rail Position: +0m Entire

Section	Overall	1400m	1200m	1000m	800m	600m	400m	200m
Section Times	1:37.86 [8] (0:10.75)	1:27.11 [4] (0:11.97)	1:15.14 [8] (0:12.12)	1:03.02 [8] (0:12.48)	0:50.54 [8] (0:12.46)	0:38.08 [8] (0:12.15)	0:25.93 [8] (0:12.79)	0:13.14 [8] (0:13.14)
Average Speed [km/h]	47.1	61.1	59.5	57.9	58.1	59.6	56.4	55.0
Top Speed [km/h]	60.6	62.6	60.5	60.2	59.3	60.3	57.9	56.1
Avg. Dist. to Rail [m]	7.3	2.4	1.9	1.7	1.4	1.2	1.9	4.7
Avg. Stride Freq. [Hz]	2.3	2.3	2.2	2.2	2.2	2.2	2.3	2.2
Avg. Stride Length [m]	5.7	7.3	7.5	7.4	7.4	7.3	6.9	6.9



- [] Ranking at each section and finish
- .-.- No data available at this section
- NA No data available



Horse/Jockey Name	Clean Shaven
Final Rank	9
Fastest Section Time (Section)	0:11.65 (Overall)
Top Speed [km/h] (Section)	63.5 (1200m)
Race State	Finished



Aquis Park Gold Coast Poly QLD Professional

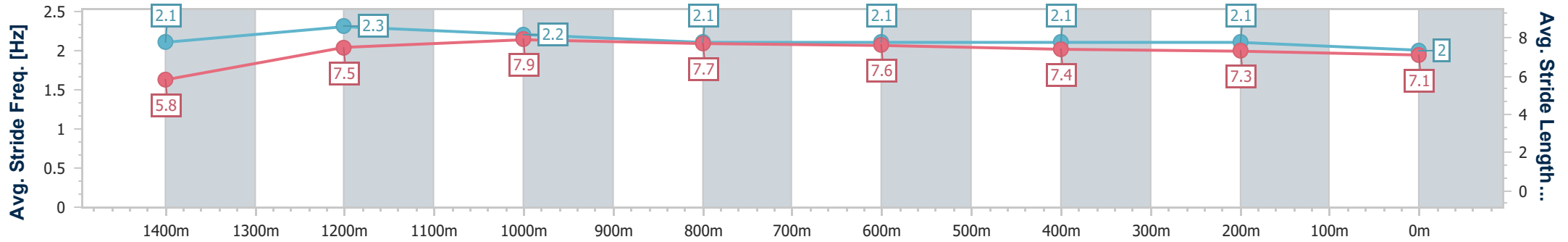
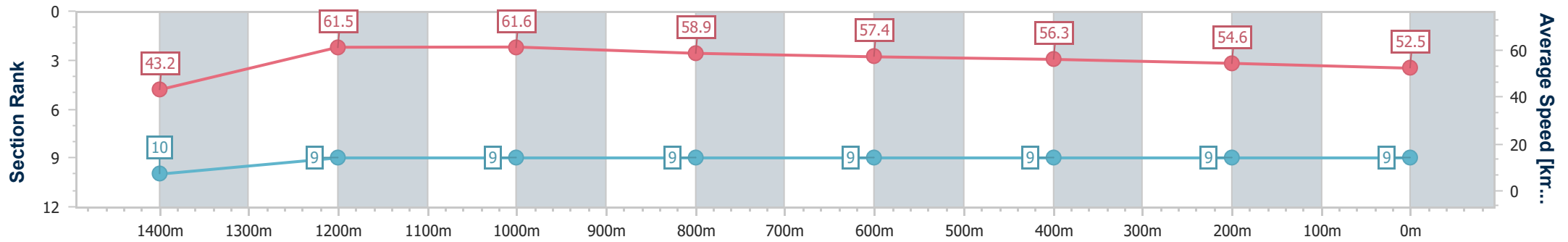
Race 3: REVAMP GC Maiden Plate - 1540m



01 February 2025 - 14:49

Track Rating: Synthetic, Weather: Fine, Rail Position: +0m Entire

Section	Overall	1400m	1200m	1000m	800m	600m	400m	200m
Section Times	1:39.87 [9] (0:11.65)	1:28.22 [10] (0:11.85)	1:16.37 [9] (0:11.66)	1:04.71 [9] (0:12.27)	0:52.44 [9] (0:12.59)	0:39.85 [9] (0:12.83)	0:27.02 [9] (0:13.24)	0:13.78 [9] (0:13.78)
Average Speed [km/h]	43.2	61.5	61.6	58.9	57.4	56.3	54.6	52.5
Top Speed [km/h]	57.9	63.2	63.5	61.9	58.5	58.9	56.0	56.6
Avg. Dist. to Rail [m]	3.1	1.3	1.9	0.8	1.0	1.0	1.0	0.6
Avg. Stride Freq. [Hz]	2.1	2.3	2.2	2.1	2.1	2.1	2.1	2.0
Avg. Stride Length [m]	5.8	7.5	7.9	7.7	7.6	7.4	7.3	7.1



- [] Ranking at each section and finish
- .-.- No data available at this section
- NA No data available



Horse/Jockey Name	Wod
Final Rank	10
Fastest Section Time (Section)	0:11.62 (Overall)
Top Speed [km/h] (Section)	62.6 (1400m)
Race State	Finished



Aquis Park Gold Coast Poly QLD Professional

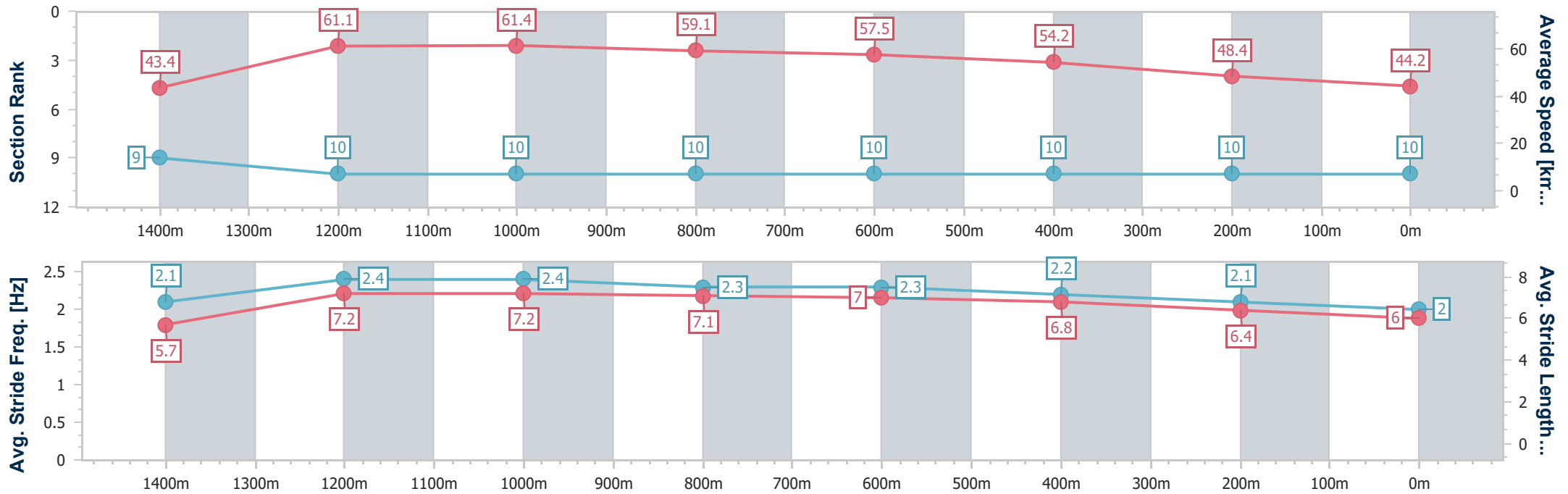
Race 3: REVAMP GC Maiden Plate - 1540m



01 February 2025 - 14:49

Track Rating: Synthetic, Weather: Fine, Rail Position: +0m Entire

Section	Overall	1400m	1200m	1000m	800m	600m	400m	200m
Section Times	1:45.08 [10] (0:11.62)	1:33.46 [9] (0:12.09)	1:21.37 [10] (0:11.71)	1:09.66 [10] (0:12.32)	0:57.34 [10] (0:12.73)	0:44.61 [10] (0:13.38)	0:31.23 [10] (0:14.87)	0:16.36 [10] (0:16.36)
Average Speed [km/h]	43.4	61.1	61.4	59.1	57.5	54.2	48.4	44.2
Top Speed [km/h]	59.0	62.6	62.5	60.8	57.9	57.4	50.8	47.9
Avg. Dist. to Rail [m]	5.3	3.4	4.0	3.8	2.8	1.6	1.5	1.3
Avg. Stride Freq. [Hz]	2.1	2.4	2.4	2.3	2.3	2.2	2.1	2.0
Avg. Stride Length [m]	5.7	7.2	7.2	7.1	7.0	6.8	6.4	6.0



- [] Ranking at each section and finish
- .-.- No data available at this section
- NA No data available



Aquis Park Gold Coast Poly QLD Professional

Race 4: AMALGAMATED GROUP BENCHMARK 58 Handicap - 1900m



01 February 2025 - 15:24

Track Rating: Synthetic, Weather: Fine, Rail Position: +0m Entire

Section		Overall	1800m	1600m	1400m	1200m	1000m	800m	Last 600m				
Field Times		1:57.71 (0:08.11)	1:49.60 (0:11.30)	1:38.30 (0:12.29)	1:26.01 (0:12.38)	1:13.63 (0:12.77)	1:00.86 (0:12.51)	0:48.35 (0:11.86)	0:36.49				
Rank	TAB Horse/Jockey	Barrier	Top Speed [km/h]	Fastest Section									Distance Travelled [m]
1	9 ARCHERS REIGN Courtney Bellamy	5	66.0 1800m	0:08.11 Overall	1:57.71 [1] (0:08.11)	1:49.60 [1] (0:11.30)	1:38.30 [1] (0:12.29)	1:26.01 [1] (0:12.38)	1:13.63 [1] (0:12.77)	1:00.86 [1] (0:12.51)	0:48.35 [1] (0:11.86)	0:36.49	
2	4 TUQIRI Elione Chaves	3	64.8 1800m	0:08.27 Overall	1:59.74 [2] (0:08.27)	1:51.47 [4] (0:11.46)	1:40.01 [3] (0:12.23)	1:27.78 [4] (0:12.73)	1:15.05 [5] (0:12.64)	1:02.41 [5] (0:12.54)	0:49.87 [4] (0:12.11)	0:37.76	+10
3	8 NO MORE RED Yvette Lewis	8	64.6 1800m	0:08.14 Overall	2:00.24 [3] (0:08.14)	1:52.10 [2] (0:11.61)	1:40.49 [4] (0:12.02)	1:28.47 [2] (0:12.48)	1:15.99 [2] (0:12.75)	1:03.24 [2] (0:12.65)	0:50.59 [2] (0:12.08)	0:38.51	+16
4	2 WATERMELON Sariah Champkin	2	62.1 800m	0:08.31 Overall	2:00.33 [4] (0:08.31)	1:52.02 [6] (0:11.80)	1:40.22 [8] (0:12.50)	1:27.72 [8] (0:12.52)	1:15.20 [8] (0:12.79)	1:02.41 [9] (0:12.79)	0:49.62 [9] (0:12.06)	0:37.56	+2
5	3 EL ASTEROID Rikki Jamieson	4	64.9 1800m	0:08.49 Overall	2:01.03 [5] (0:08.49)	1:52.54 [8] (0:11.45)	1:41.09 [7] (0:12.01)	1:29.08 [3] (0:12.48)	1:16.60 [3] (0:12.71)	1:03.89 [3] (0:12.71)	0:51.18 [3] (0:12.07)	0:39.11	+2
6	5 GUTHO Adin Thompson	1	64.2 1800m	0:08.18 Overall	2:01.42 [6] (0:08.18)	1:53.24 [3] (0:11.49)	1:41.75 [2] (0:12.30)	1:29.45 [5] (0:12.51)	1:16.94 [4] (0:12.73)	1:04.21 [4] (0:12.70)	0:51.51 [5] (0:12.22)	0:39.29	+9
7	6 ACES UP Michael Cahill	6	64.9 1800m	0:08.38 Overall	2:01.42 [7] (0:08.38)	1:53.04 [7] (0:11.49)	1:41.55 [6] (0:12.36)	1:29.19 [7] (0:12.49)	1:16.70 [6] (0:12.68)	1:04.02 [6] (0:12.74)	0:51.28 [6] (0:12.20)	0:39.08	+2
8	1 KAREEM Jace McMurray	7	65.2 1800m	0:08.31 Overall	2:02.99 [8] (0:08.31)	1:54.68 [5] (0:11.55)	1:43.13 [5] (0:12.30)	1:30.83 [6] (0:12.65)	1:18.18 [7] (0:12.63)	1:05.55 [7] (0:12.75)	0:52.80 [7] (0:12.19)	0:40.61	+12
9	10 CHIEF COMMAND Rob Thorburn	9	62.2 1800m	0:08.65 Overall	2:03.81 [9] (0:08.65)	1:55.16 [9] (0:11.85)	1:43.31 [9] (0:12.35)	1:30.96 [9] (0:12.38)	1:18.58 [9] (0:12.61)	1:05.97 [8] (0:12.77)	0:53.20 [8] (0:12.26)	0:40.94	+5

Scratched: Benedict Arnold (#7)

[] Ranking at each section and finish
 -:-:- No data available at this section
 NA No data available

SCN Saddle cloth number
 DNF Did not finish
 DNT Did not track



Aquis Park Gold Coast Poly QLD Professional

Race 4: AMALGAMATED GROUP BENCHMARK 58 Handicap - 1900m



01 February 2025 - 15:24

Track Rating: Synthetic, Weather: Fine, Rail Position: +0m Entire

Section					600m	400m	200m				Last 600m
Field Times					0:36.49 (0:11.77)	0:24.72 (0:12.13)	0:12.59 (0:12.59)				0:36.49
Rank	TAB	Horse/Jockey	Barrier	Top Speed [km/h]	Fastest Section	Margin			Distance Travelled [m]		
1	9	ARCHERS REIGN Courtney Bellamy	5	66.0 1800m	0:08.11 Overall	0:36.49 [1] (0:11.77)	0:24.72 [1] (0:12.13)	0:12.59 [1] (0:12.59)	1:57.71		0:36.49
2	4	TUQIRI Elione Chaves	3	64.8 1800m	0:08.27 Overall	0:37.76 [4] (0:12.15)	0:25.61 [3] (0:12.40)	0:13.21 [2] (0:13.21)	11.8L		0:37.76 +10
3	8	NO MORE RED Yvette Lewis	8	64.6 1800m	0:08.14 Overall	0:38.51 [2] (0:12.36)	0:26.15 [2] (0:12.77)	0:13.38 [3] (0:13.38)	14.6L		0:38.51 +16
4	2	WATERMELON Sariah Champkin	2	62.1 800m	0:08.31 Overall	0:37.56 [8] (0:12.23)	0:25.33 [8] (0:12.69)	0:12.64 [5] (0:12.64)	15.1L		0:37.56 +2
5	3	EL ASTEROID Rikki Jamieson	4	64.9 1800m	0:08.49 Overall	0:39.11 [3] (0:12.38)	0:26.73 [4] (0:13.17)	0:13.56 [4] (0:13.56)	19.1L		0:39.11 +2
6	5	GUTHO Adin Thompson	1	64.2 1800m	0:08.18 Overall	0:39.29 [5] (0:12.49)	0:26.80 [5] (0:13.18)	0:13.62 [7] (0:13.62)	21.4L		0:39.29 +9
7	6	ACES UP Michael Cahill	6	64.9 1800m	0:08.38 Overall	0:39.08 [6] (0:12.36)	0:26.72 [6] (0:13.08)	0:13.64 [6] (0:13.64)	21.5L		0:39.08 +2
8	1	KAREEM Jace McMurray	7	65.2 1800m	0:08.31 Overall	0:40.61 [7] (0:12.47)	0:28.14 [7] (0:13.21)	0:14.93 [8] (0:14.93)	30.5L		0:40.61 +12
9	10	CHIEF COMMAND Rob Thorburn	9	62.2 1800m	0:08.65 Overall	0:40.94 [9] (0:12.56)	0:28.38 [9] (0:13.16)	0:15.22 [9] (0:15.22)	35.3L		0:40.94 +5

Scratched: Benedict Arnold (#7)

[] Ranking at each section and finish
 -:-:- No data available at this section
 NA No data available

SCN Saddle cloth number
 DNF Did not finish
 DNT Did not track



Horse/Jockey Name	Archers Reign
Final Rank	1
Fastest Section Time (Section)	0:08.11 (Overall)
Top Speed [km/h] (Section)	66.0 (1800m)
Race State	Finished



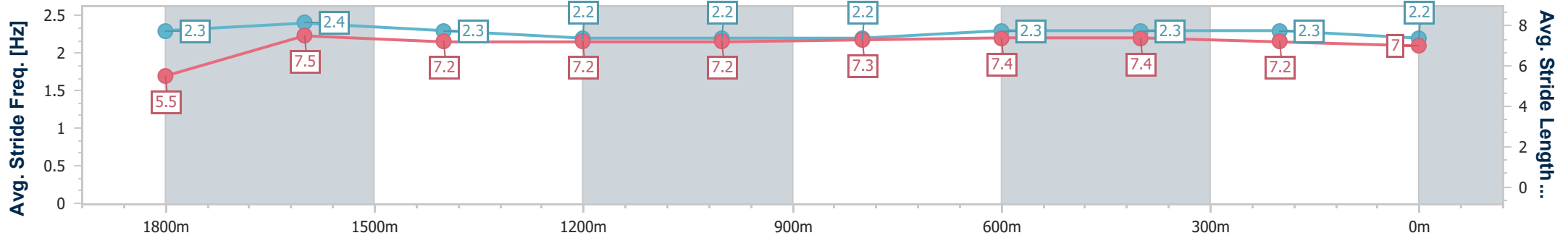
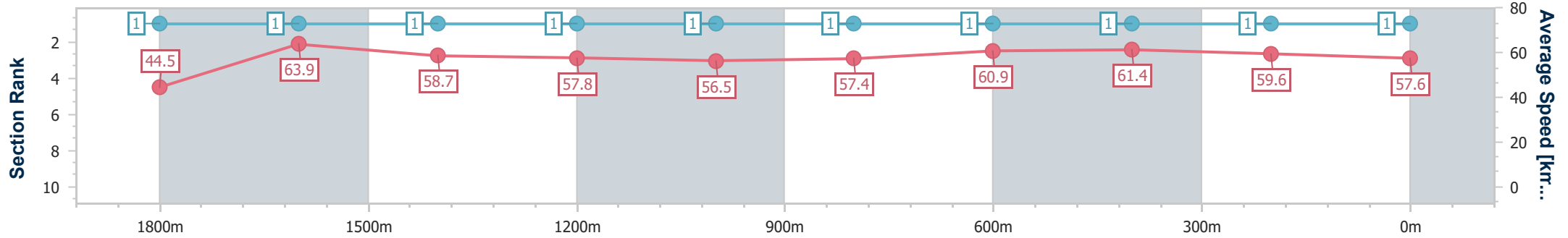
Aquis Park Gold Coast Poly QLD Professional
Race 4: AMALGAMATED GROUP BENCHMARK 58 Handicap - 1900m



01 February 2025 - 15:24

Track Rating: Synthetic, Weather: Fine, Rail Position: +0m Entire

Section	Overall	1800m	1600m	1400m	1200m	1000m	800m	600m	400m	200m
Section Times	1:57.71 [1] (0:08.11)	1:49.60 [1] (0:11.30)	1:38.30 [1] (0:12.29)	1:26.01 [1] (0:12.38)	1:13.63 [1] (0:12.77)	1:00.86 [1] (0:12.51)	0:48.35 [1] (0:11.86)	0:36.49 [1] (0:11.77)	0:24.72 [1] (0:12.13)	0:12.59 [1] (0:12.59)
Average Speed [km/h]	44.5	63.9	58.7	57.8	56.5	57.4	60.9	61.4	59.6	57.6
Top Speed [km/h]	63.8	66.0	61.2	59.7	58.2	60.5	62.0	62.9	60.6	59.6
Avg. Dist. to Rail [m]	6.2	2.2	0.4	0.5	0.4	0.6	0.9	1.4	0.4	0.3
Avg. Stride Freq. [Hz]	2.3	2.4	2.3	2.2	2.2	2.2	2.3	2.3	2.3	2.2
Avg. Stride Length [m]	5.5	7.5	7.2	7.2	7.2	7.3	7.4	7.4	7.2	7.0



- [] Ranking at each section and finish
- .-.- No data available at this section
- NA No data available



Horse/Jockey Name	Tuqiri
Final Rank	2
Fastest Section Time (Section)	0:08.27 (Overall)
Top Speed [km/h] (Section)	64.8 (1800m)
Race State	Finished



Aquis Park Gold Coast Poly QLD Professional

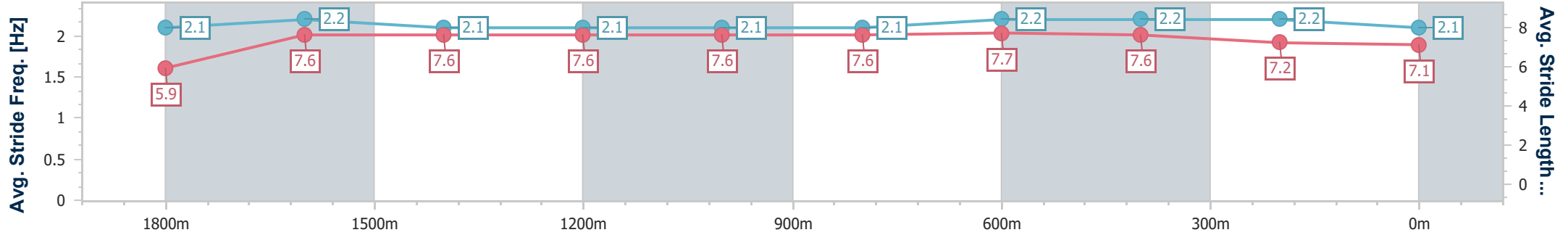
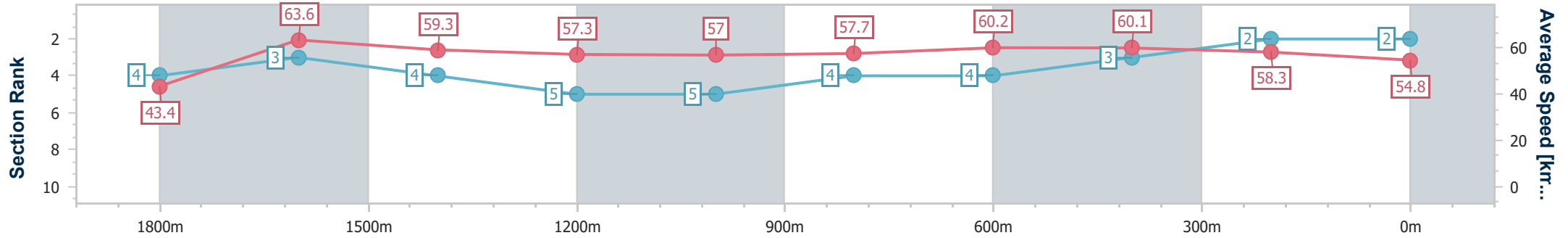
Race 4: AMALGAMATED GROUP BENCHMARK 58 Handicap - 1900m



01 February 2025 - 15:24

Track Rating: Synthetic, Weather: Fine, Rail Position: +0m Entire

Section	Overall	1800m	1600m	1400m	1200m	1000m	800m	600m	400m	200m
Section Times	1:59.74 [2] (0:08.27)	1:51.47 [4] (0:11.46)	1:40.01 [3] (0:12.23)	1:27.78 [4] (0:12.73)	1:15.05 [5] (0:12.64)	1:02.41 [5] (0:12.54)	0:49.87 [4] (0:12.11)	0:37.76 [4] (0:12.15)	0:25.61 [3] (0:12.40)	0:13.21 [2] (0:13.21)
Average Speed [km/h]	43.4	63.6	59.3	57.3	57.0	57.7	60.2	60.1	58.3	54.8
Top Speed [km/h]	61.1	64.8	61.3	58.4	58.2	58.5	61.9	61.8	61.4	56.5
Avg. Dist. to Rail [m]	3.3	2.9	2.7	1.6	1.9	1.9	2.4	2.9	2.3	1.5
Avg. Stride Freq. [Hz]	2.1	2.2	2.1	2.1	2.1	2.1	2.2	2.2	2.2	2.1
Avg. Stride Length [m]	5.9	7.6	7.6	7.6	7.6	7.6	7.7	7.6	7.2	7.1



- [] Ranking at each section and finish
- .-.- No data available at this section
- NA No data available



Horse/Jockey Name	No More Red
Final Rank	3
Fastest Section Time (Section)	0:08.14 (Overall)
Top Speed [km/h] (Section)	64.6 (1800m)
Race State	Finished



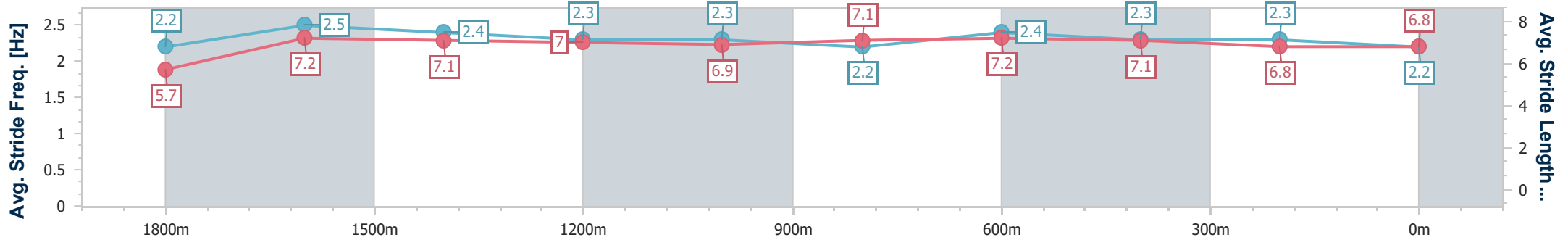
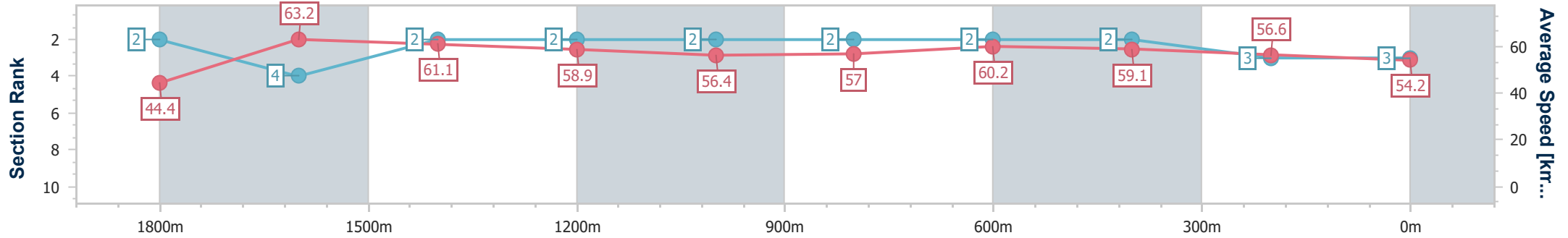
Aquis Park Gold Coast Poly QLD Professional
Race 4: AMALGAMATED GROUP BENCHMARK 58 Handicap - 1900m



01 February 2025 - 15:24

Track Rating: Synthetic, Weather: Fine, Rail Position: +0m Entire

Section	Overall	1800m	1600m	1400m	1200m	1000m	800m	600m	400m	200m
Section Times	2:00.24 [3] (0:08.14)	1:52.10 [2] (0:11.61)	1:40.49 [4] (0:12.02)	1:28.47 [2] (0:12.48)	1:15.99 [2] (0:12.75)	1:03.24 [2] (0:12.65)	0:50.59 [2] (0:12.08)	0:38.51 [2] (0:12.36)	0:26.15 [2] (0:12.77)	0:13.38 [3] (0:13.38)
Average Speed [km/h]	44.4	63.2	61.1	58.9	56.4	57.0	60.2	59.1	56.6	54.2
Top Speed [km/h]	60.4	64.6	61.7	60.6	58.1	59.8	61.1	61.1	58.8	54.9
Avg. Dist. to Rail [m]	7.7	6.1	5.0	2.5	1.3	0.8	1.8	2.9	2.0	2.5
Avg. Stride Freq. [Hz]	2.2	2.5	2.4	2.3	2.3	2.2	2.4	2.3	2.3	2.2
Avg. Stride Length [m]	5.7	7.2	7.1	7.0	6.9	7.1	7.2	7.1	6.8	6.8



- [] Ranking at each section and finish
- .-.- No data available at this section
- NA No data available



Horse/Jockey Name	Watermelon
Final Rank	4
Fastest Section Time (Section)	0:08.31 (Overall)
Top Speed [km/h] (Section)	62.1 (800m)
Race State	Finished



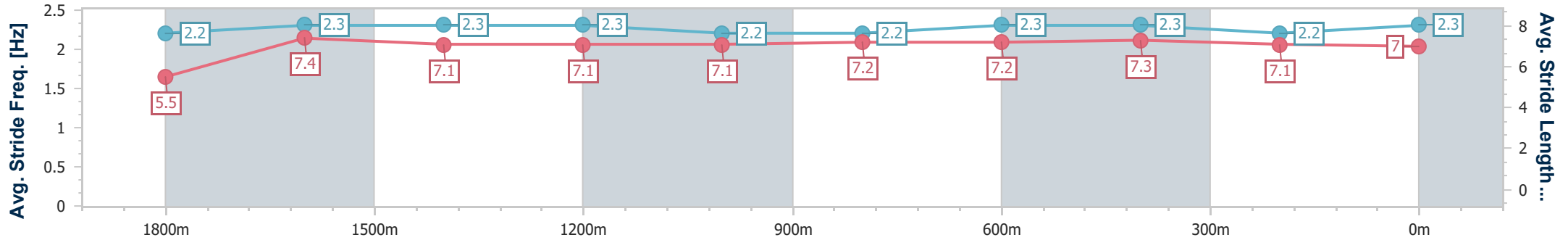
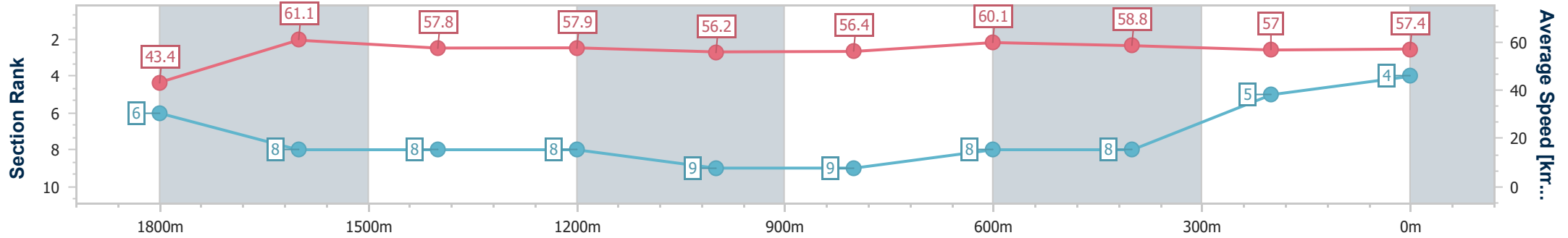
Aquis Park Gold Coast Poly QLD Professional
Race 4: AMALGAMATED GROUP BENCHMARK 58 Handicap - 1900m



01 February 2025 - 15:24

Track Rating: Synthetic, Weather: Fine, Rail Position: +0m Entire

Section	Overall	1800m	1600m	1400m	1200m	1000m	800m	600m	400m	200m
Section Times	2:00.33 [4] (0:08.31)	1:52.02 [6] (0:11.80)	1:40.22 [8] (0:12.50)	1:27.72 [8] (0:12.52)	1:15.20 [8] (0:12.79)	1:02.41 [9] (0:12.79)	0:49.62 [9] (0:12.06)	0:37.56 [8] (0:12.23)	0:25.33 [8] (0:12.69)	0:12.64 [5] (0:12.64)
Average Speed [km/h]	43.4	61.1	57.8	57.9	56.2	56.4	60.1	58.8	57.0	57.4
Top Speed [km/h]	58.5	62.1	60.4	59.3	57.7	58.0	62.1	62.1	58.1	58.1
Avg. Dist. to Rail [m]	2.4	1.4	0.9	0.7	1.7	0.6	0.6	0.8	0.8	0.8
Avg. Stride Freq. [Hz]	2.2	2.3	2.3	2.3	2.2	2.2	2.3	2.3	2.2	2.3
Avg. Stride Length [m]	5.5	7.4	7.1	7.1	7.1	7.2	7.2	7.3	7.1	7.0



- [] Ranking at each section and finish
- .-.- No data available at this section
- NA No data available



Horse/Jockey Name	El Asteroid
Final Rank	5
Fastest Section Time (Section)	0:08.49 (Overall)
Top Speed [km/h] (Section)	64.9 (1800m)
Race State	Finished



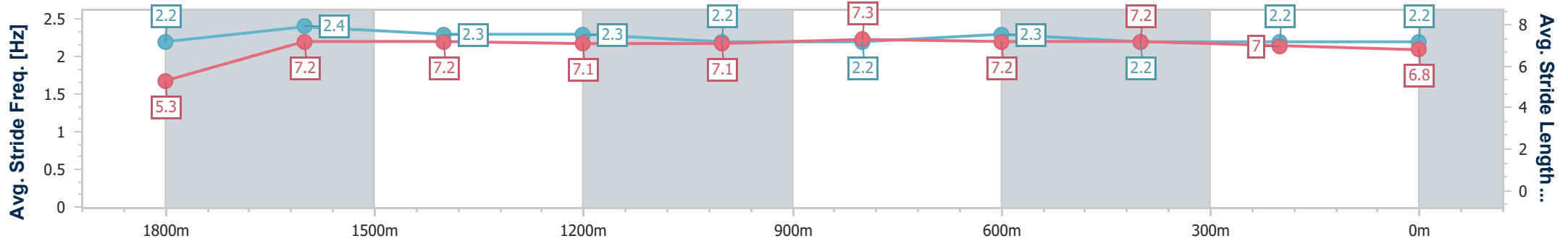
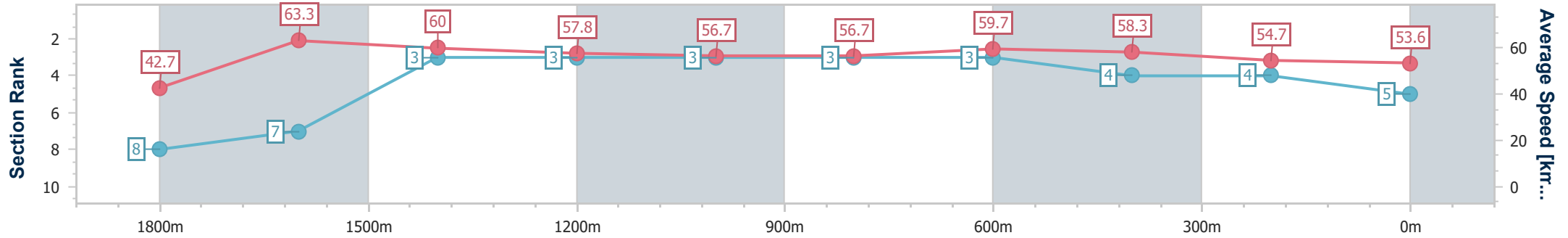
Aquis Park Gold Coast Poly QLD Professional
 Race 4: AMALGAMATED GROUP BENCHMARK 58 Handicap - 1900m



01 February 2025 - 15:24

Track Rating: Synthetic, Weather: Fine, Rail Position: +0m Entire

Section	Overall	1800m	1600m	1400m	1200m	1000m	800m	600m	400m	200m
Section Times	2:01.03 [5] (0:08.49)	1:52.54 [8] (0:11.45)	1:41.09 [7] (0:12.01)	1:29.08 [3] (0:12.48)	1:16.60 [3] (0:12.71)	1:03.89 [3] (0:12.71)	0:51.18 [3] (0:12.07)	0:39.11 [3] (0:12.38)	0:26.73 [4] (0:13.17)	0:13.56 [4] (0:13.56)
Average Speed [km/h]	42.7	63.3	60.0	57.8	56.7	56.7	59.7	58.3	54.7	53.6
Top Speed [km/h]	61.3	64.9	62.3	60.2	57.7	59.2	60.0	59.9	56.2	54.3
Avg. Dist. to Rail [m]	3.9	2.8	1.0	0.4	0.4	0.6	0.5	0.5	1.3	2.2
Avg. Stride Freq. [Hz]	2.2	2.4	2.3	2.3	2.2	2.2	2.3	2.2	2.2	2.2
Avg. Stride Length [m]	5.3	7.2	7.2	7.1	7.1	7.3	7.2	7.2	7.0	6.8



- [] Ranking at each section and finish
- .-.- No data available at this section
- NA No data available



Horse/Jockey Name	Gutho
Final Rank	6
Fastest Section Time (Section)	0:08.18 (Overall)
Top Speed [km/h] (Section)	64.2 (1800m)
Race State	Finished



Aquis Park Gold Coast Poly QLD Professional

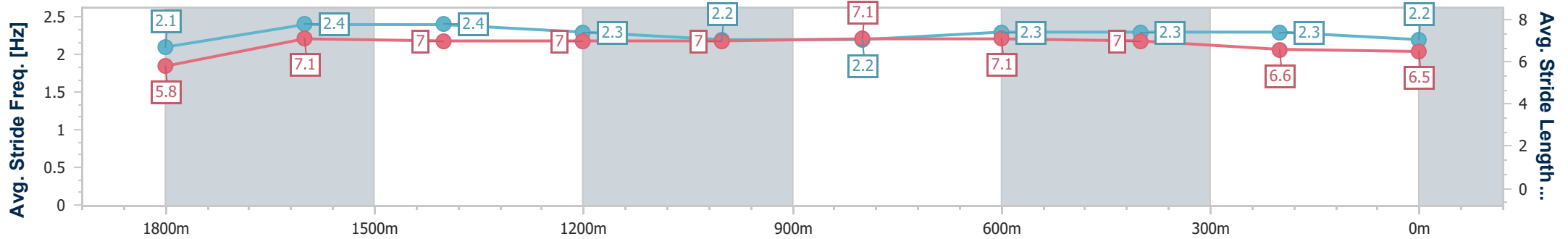
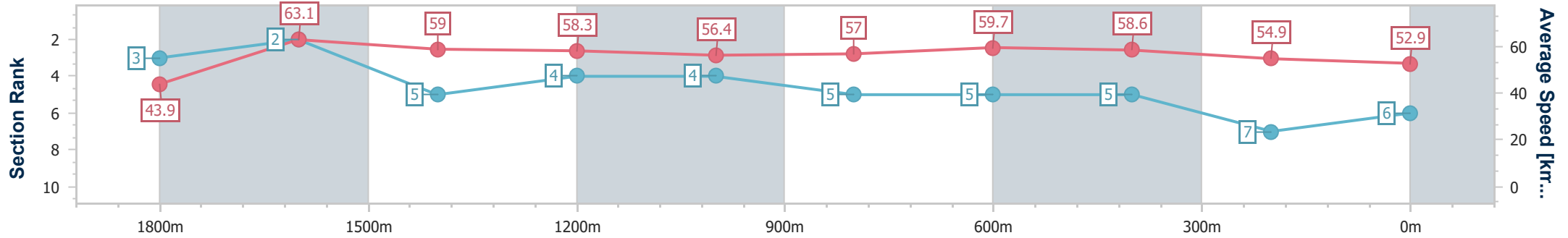
Race 4: AMALGAMATED GROUP BENCHMARK 58 Handicap - 1900m



01 February 2025 - 15:24

Track Rating: Synthetic, Weather: Fine, Rail Position: +0m Entire

Section	Overall	1800m	1600m	1400m	1200m	1000m	800m	600m	400m	200m
Section Times	2:01.42 [6] (0:08.18)	1:53.24 [3] (0:11.49)	1:41.75 [2] (0:12.30)	1:29.45 [5] (0:12.51)	1:16.94 [4] (0:12.73)	1:04.21 [4] (0:12.70)	0:51.51 [5] (0:12.22)	0:39.29 [5] (0:12.49)	0:26.80 [5] (0:13.18)	0:13.62 [7] (0:13.62)
Average Speed [km/h]	43.9	63.1	59.0	58.3	56.4	57.0	59.7	58.6	54.9	52.9
Top Speed [km/h]	61.3	64.2	61.4	60.1	57.9	58.6	60.3	60.2	56.9	56.3
Avg. Dist. to Rail [m]	1.7	2.4	2.4	1.2	1.6	1.9	2.4	3.0	3.6	4.1
Avg. Stride Freq. [Hz]	2.1	2.4	2.4	2.3	2.2	2.2	2.3	2.3	2.3	2.2
Avg. Stride Length [m]	5.8	7.1	7.0	7.0	7.0	7.1	7.1	7.0	6.6	6.5



- [] Ranking at each section and finish
- .-.- No data available at this section
- NA No data available



Horse/Jockey Name	Aces Up
Final Rank	7
Fastest Section Time (Section)	0:08.38 (Overall)
Top Speed [km/h] (Section)	64.9 (1800m)
Race State	Finished



Aquis Park Gold Coast Poly QLD Professional

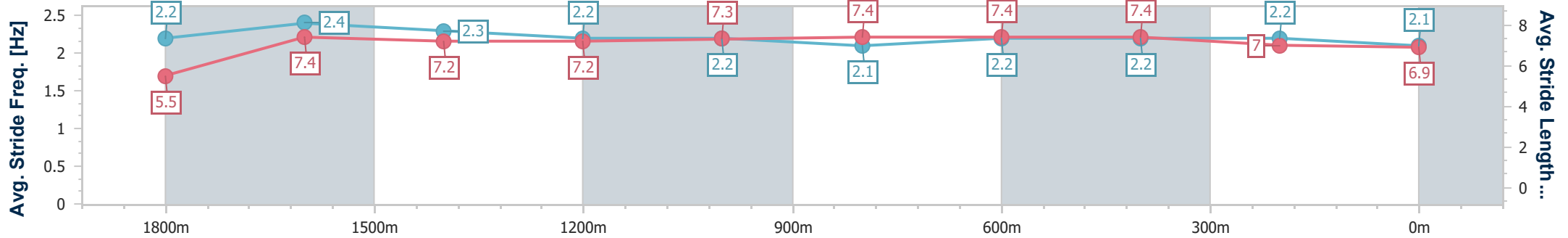
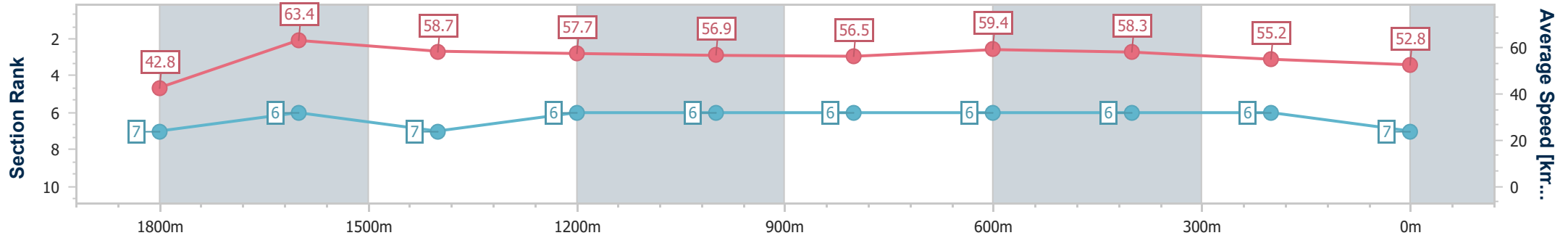
Race 4: AMALGAMATED GROUP BENCHMARK 58 Handicap - 1900m



01 February 2025 - 15:24

Track Rating: Synthetic, Weather: Fine, Rail Position: +0m Entire

Section	Overall	1800m	1600m	1400m	1200m	1000m	800m	600m	400m	200m
Section Times	2:01.42 [7] (0:08.38)	1:53.04 [7] (0:11.49)	1:41.55 [6] (0:12.36)	1:29.19 [7] (0:12.49)	1:16.70 [6] (0:12.68)	1:04.02 [6] (0:12.74)	0:51.28 [6] (0:12.20)	0:39.08 [6] (0:12.36)	0:26.72 [6] (0:13.08)	0:13.64 [6] (0:13.64)
Average Speed [km/h]	42.8	63.4	58.7	57.7	56.9	56.5	59.4	58.3	55.2	52.8
Top Speed [km/h]	60.5	64.9	60.4	59.5	57.7	58.1	60.1	60.2	56.7	54.1
Avg. Dist. to Rail [m]	5.9	3.7	1.5	0.3	0.2	0.2	0.9	0.6	1.6	2.6
Avg. Stride Freq. [Hz]	2.2	2.4	2.3	2.2	2.2	2.1	2.2	2.2	2.2	2.1
Avg. Stride Length [m]	5.5	7.4	7.2	7.2	7.3	7.4	7.4	7.4	7.0	6.9



- [] Ranking at each section and finish
- .-.- No data available at this section
- NA No data available



Horse/Jockey Name	Kareem
Final Rank	8
Fastest Section Time (Section)	0:08.31 (Overall)
Top Speed [km/h] (Section)	65.2 (1800m)
Race State	Finished



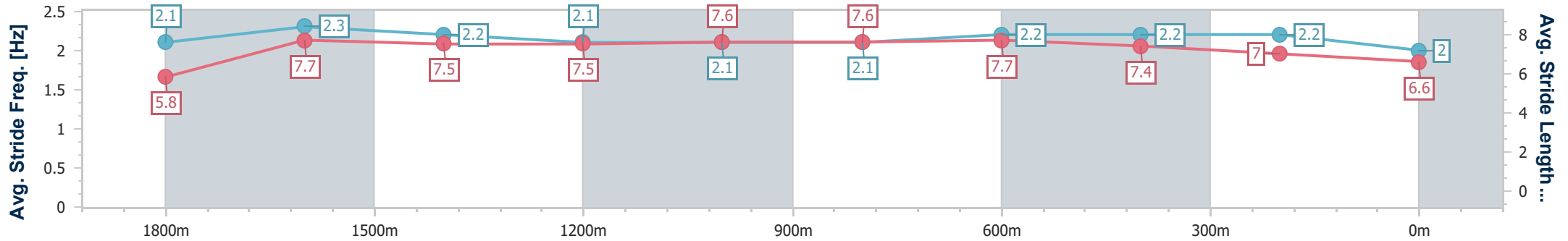
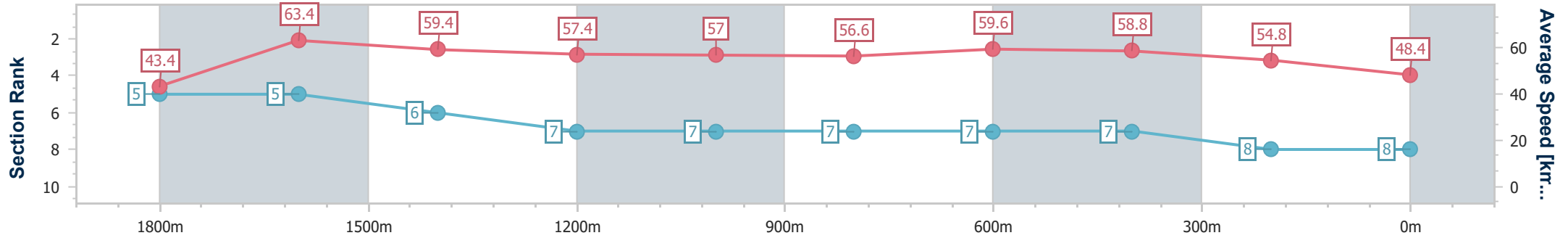
Aquis Park Gold Coast Poly QLD Professional
 Race 4: AMALGAMATED GROUP BENCHMARK 58 Handicap - 1900m



01 February 2025 - 15:24

Track Rating: Synthetic, Weather: Fine, Rail Position: +0m Entire

Section	Overall	1800m	1600m	1400m	1200m	1000m	800m	600m	400m	200m
Section Times	2:02.99 [8] (0:08.31)	1:54.68 [5] (0:11.55)	1:43.13 [5] (0:12.30)	1:30.83 [6] (0:12.65)	1:18.18 [7] (0:12.63)	1:05.55 [7] (0:12.75)	0:52.80 [7] (0:12.19)	0:40.61 [7] (0:12.47)	0:28.14 [7] (0:13.21)	0:14.93 [8] (0:14.93)
Average Speed [km/h]	43.4	63.4	59.4	57.4	57.0	56.6	59.6	58.8	54.8	48.4
Top Speed [km/h]	61.3	65.2	61.1	58.8	58.7	58.2	60.7	60.5	56.6	51.9
Avg. Dist. to Rail [m]	6.9	5.1	3.4	1.0	0.6	0.8	2.0	3.2	3.1	3.2
Avg. Stride Freq. [Hz]	2.1	2.3	2.2	2.1	2.1	2.1	2.2	2.2	2.2	2.0
Avg. Stride Length [m]	5.8	7.7	7.5	7.5	7.6	7.6	7.7	7.4	7.0	6.6



- [] Ranking at each section and finish
- .-.- No data available at this section
- NA No data available



Horse/Jockey Name	Chief Command
Final Rank	9
Fastest Section Time (Section)	0:08.65 (Overall)
Top Speed [km/h] (Section)	62.2 (1800m)
Race State	Finished



Aquis Park Gold Coast Poly QLD Professional

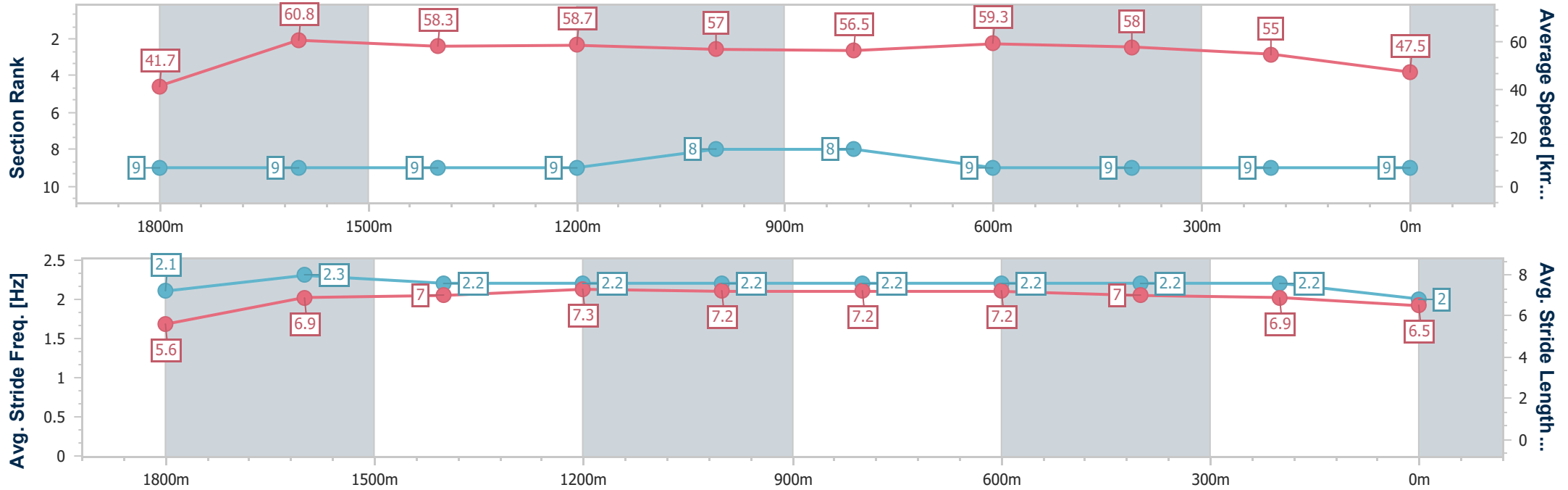
Race 4: AMALGAMATED GROUP BENCHMARK 58 Handicap - 1900m



01 February 2025 - 15:24

Track Rating: Synthetic, Weather: Fine, Rail Position: +0m Entire

Section	Overall	1800m	1600m	1400m	1200m	1000m	800m	600m	400m	200m
Section Times	2:03.81 [9] (0:08.65)	1:55.16 [9] (0:11.85)	1:43.31 [9] (0:12.35)	1:30.96 [9] (0:12.38)	1:18.58 [9] (0:12.61)	1:05.97 [8] (0:12.77)	0:53.20 [8] (0:12.26)	0:40.94 [9] (0:12.56)	0:28.38 [9] (0:13.16)	0:15.22 [9] (0:15.22)
Average Speed [km/h]	41.7	60.8	58.3	58.7	57.0	56.5	59.3	58.0	55.0	47.5
Top Speed [km/h]	56.7	62.2	59.8	60.0	58.7	58.3	59.9	59.8	56.5	52.1
Avg. Dist. to Rail [m]	8.2	1.8	0.4	1.3	3.0	2.1	1.6	2.7	3.5	4.5
Avg. Stride Freq. [Hz]	2.1	2.3	2.2	2.2	2.2	2.2	2.2	2.2	2.2	2.0
Avg. Stride Length [m]	5.6	6.9	7.0	7.3	7.2	7.2	7.2	7.0	6.9	6.5



- [] Ranking at each section and finish
- .-.- No data available at this section
- NA No data available



Aquis Park Gold Coast Poly QLD Professional

Race 5: SIMPLE JACK'S RACEDAY BENCHMARK 68 Handicap - 1050m



01 February 2025 - 16:04

Track Rating: Synthetic, Weather: Fine, Rail Position: +0m Entire

Section													Last 600m	
Field Times													0:34.65	
		Overall	1000m	800m	600m	400m	200m							
		1:00.82 (0:04.64)	0:56.18 (0:10.81)	0:45.37 (0:10.72)	0:34.65 (0:10.98)	0:23.67 (0:11.47)	0:12.20 (0:12.20)							
Rank	TAB	Horse/Jockey	Barrier	Top Speed [km/h]	Fastest Section							Margin	Distance Travelled [m]	
1	10	PLATINUM LIES Rob Thorburn	3	69.3 1000m	0:04.64 Overall	1:00.82 [1] (0:04.64)	0:56.18 [1] (0:10.81)	0:45.37 [1] (0:10.72)	0:34.65 [1] (0:10.98)	0:23.67 [1] (0:11.47)	0:12.20 [1] (0:12.20)	1:00.82	0:34.65	
2	8	MY DOG DIESEL Sariah Champkin	2	68.5 800m	0:04.87 Overall	1:01.84 [2] (0:04.87)	0:56.97 [7] (0:11.37)	0:45.60 [8] (0:10.76)	0:34.84 [8] (0:10.92)	0:23.92 [6] (0:11.59)	0:12.33 [5] (0:12.33)	6L	0:34.84	+2
3	1	I AM VOODOO Fiona Sandkuhl	1	69.0 800m	0:04.81 Overall	1:01.91 [3] (0:04.81)	0:57.10 [6] (0:11.00)	0:46.10 [6] (0:10.71)	0:35.39 [5] (0:10.89)	0:24.50 [2] (0:11.62)	0:12.88 [2] (0:12.88)	6.3L	0:35.39	-4
4	9	WHISKEY DANCER Elione Chaves	7	68.8 1000m	0:05.19 Overall	1:02.03 [4] (0:05.19)	0:56.84 [9] (0:11.13)	0:45.71 [9] (0:10.87)	0:34.84 [9] (0:10.98)	0:23.86 [9] (0:11.67)	0:12.19 [7] (0:12.19)	6.8L	0:34.84	+4
5	2	CLOVER'S PRINCE Jace McMurray	6	69.2 1000m	0:04.67 Overall	1:02.06 [5] (0:04.67)	0:57.39 [2] (0:10.95)	0:46.44 [3] (0:10.72)	0:35.72 [3] (0:11.16)	0:24.56 [3] (0:11.83)	0:12.73 [3] (0:12.73)	6.9L	0:35.72	+8
6	3	GARRUCHA Corey Sutherland	8	70.0 1000m	0:04.68 Overall	1:02.25 [6] (0:04.68)	0:57.57 [3] (0:10.84)	0:46.73 [2] (0:10.80)	0:35.93 [2] (0:11.18)	0:24.75 [4] (0:11.91)	0:12.84 [4] (0:12.84)	7.9L	0:35.93	+7
7	6	KEETA Minonette Kennedy	4	69.4 800m	0:04.91 Overall	1:02.45 [7] (0:04.91)	0:57.54 [8] (0:11.15)	0:46.39 [7] (0:10.79)	0:35.60 [7] (0:11.22)	0:24.38 [8] (0:11.84)	0:12.54 [8] (0:12.54)	8.9L	0:35.60	+9
8	7	LA SOEUR Michael Cahill	5	69.3 800m	0:04.76 Overall	1:02.87 [8] (0:04.76)	0:58.11 [5] (0:10.87)	0:47.24 [4] (0:10.74)	0:36.50 [4] (0:11.18)	0:25.32 [5] (0:12.13)	0:13.19 [6] (0:13.19)	11.2L	0:36.50	+3
9	5	BARONESSA Adin Thompson	9	69.4 1000m	0:04.74 Overall	1:03.69 [9] (0:04.74)	0:58.95 [4] (0:10.97)	0:47.98 [5] (0:11.04)	0:36.94 [6] (0:11.29)	0:25.65 [7] (0:12.29)	0:13.36 [9] (0:13.36)	16L	0:36.94	+13

Scratched: Zourata (#4)

[] Ranking at each section and finish
 -:-:- No data available at this section
 NA No data available

SCN Saddle cloth number
 DNF Did not finish
 DNT Did not track



Horse/Jockey Name	Platinum Lies
Final Rank	1
Fastest Section Time (Section)	0:04.64 (Overall)
Top Speed [km/h] (Section)	69.3 (1000m)
Race State	Finished



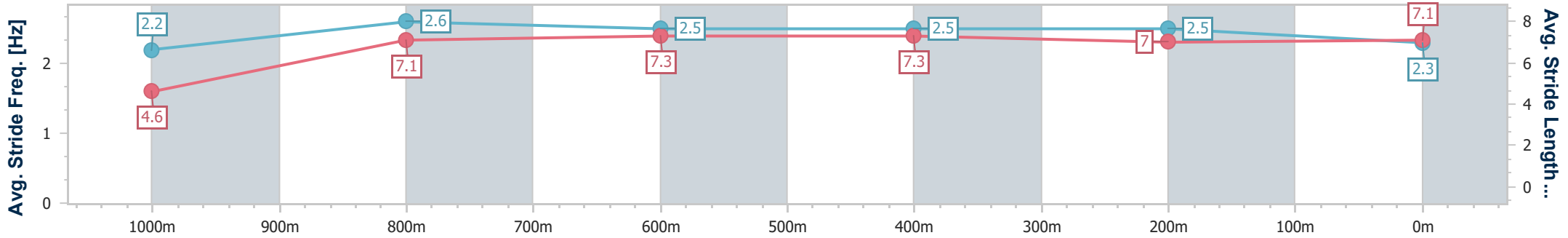
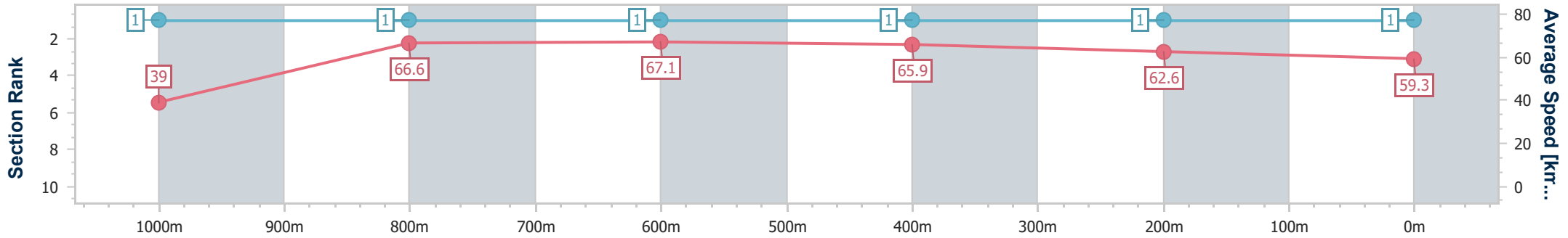
Aquis Park Gold Coast Poly QLD Professional
 Race 5: SIMPLE JACK'S RACEDAY BENCHMARK 68 Handicap - 1050m



01 February 2025 - 16:04

Track Rating: Synthetic, Weather: Fine, Rail Position: +0m Entire

Section	Overall	1000m	800m	600m	400m	200m
Section Times	1:00.82 [1] (0:04.64)	0:56.18 [1] (0:10.81)	0:45.37 [1] (0:10.72)	0:34.65 [1] (0:10.98)	0:23.67 [1] (0:11.47)	0:12.20 [1] (0:12.20)
Average Speed [km/h]	39.0	66.6	67.1	65.9	62.6	59.3
Top Speed [km/h]	57.5	69.3	68.7	68.4	64.4	62.2
Avg. Dist. to Rail [m]	3.0	1.3	0.4	0.5	0.6	2.5
Avg. Stride Freq. [Hz]	2.2	2.6	2.5	2.5	2.5	2.3
Avg. Stride Length [m]	4.6	7.1	7.3	7.3	7.0	7.1



- [] Ranking at each section and finish
- .-.- No data available at this section
- NA No data available



Horse/Jockey Name	My Dog Diesel
Final Rank	2
Fastest Section Time (Section)	0:04.87 (Overall)
Top Speed [km/h] (Section)	68.5 (800m)
Race State	Finished



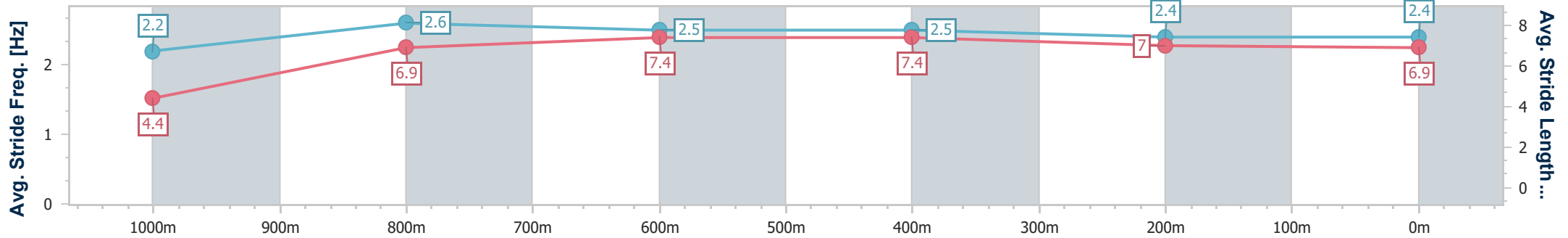
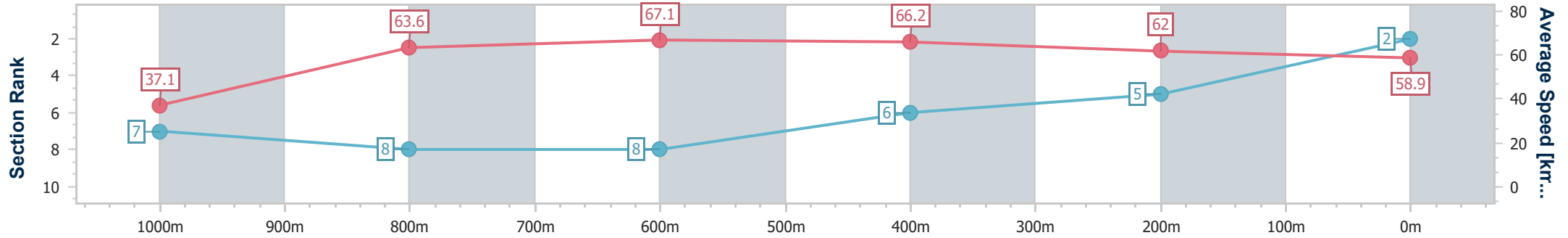
Aquis Park Gold Coast Poly QLD Professional
 Race 5: SIMPLE JACK'S RACEDAY BENCHMARK 68 Handicap - 1050m



01 February 2025 - 16:04

Track Rating: Synthetic, Weather: Fine, Rail Position: +0m Entire

Section	Overall	1000m	800m	600m	400m	200m
Section Times	1:01.84 [2] (0:04.87)	0:56.97 [7] (0:11.37)	0:45.60 [8] (0:10.76)	0:34.84 [8] (0:10.92)	0:23.92 [6] (0:11.59)	0:12.33 [5] (0:12.33)
Average Speed [km/h]	37.1	63.6	67.1	66.2	62.0	58.9
Top Speed [km/h]	55.3	67.0	68.5	68.1	63.6	61.6
Avg. Dist. to Rail [m]	4.3	2.5	0.9	0.4	3.0	5.4
Avg. Stride Freq. [Hz]	2.2	2.6	2.5	2.5	2.4	2.4
Avg. Stride Length [m]	4.4	6.9	7.4	7.4	7.0	6.9



- [] Ranking at each section and finish
- .-.- No data available at this section
- NA No data available



Horse/Jockey Name	I Am Voodoo
Final Rank	3
Fastest Section Time (Section)	0:04.81 (Overall)
Top Speed [km/h] (Section)	69.0 (800m)
Race State	Finished



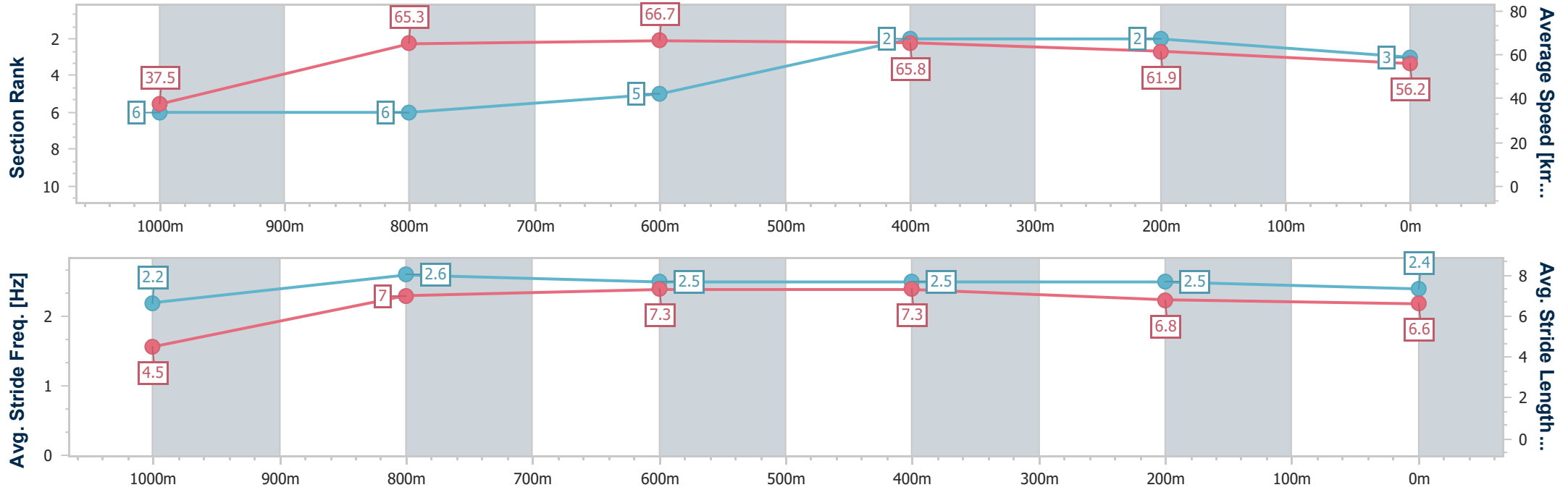
Aquis Park Gold Coast Poly QLD Professional
 Race 5: SIMPLE JACK'S RACEDAY BENCHMARK 68 Handicap - 1050m



01 February 2025 - 16:04

Track Rating: Synthetic, Weather: Fine, Rail Position: +0m Entire

Section	Overall	1000m	800m	600m	400m	200m
Section Times	1:01.91 [3] (0:04.81)	0:57.10 [6] (0:11.00)	0:46.10 [6] (0:10.71)	0:35.39 [5] (0:10.89)	0:24.50 [2] (0:11.62)	0:12.88 [2] (0:12.88)
Average Speed [km/h]	37.5	65.3	66.7	65.8	61.9	56.2
Top Speed [km/h]	56.7	68.3	69.0	67.0	64.1	59.1
Avg. Dist. to Rail [m]	1.1	0.3	1.0	0.8	1.0	0.3
Avg. Stride Freq. [Hz]	2.2	2.6	2.5	2.5	2.5	2.4
Avg. Stride Length [m]	4.5	7.0	7.3	7.3	6.8	6.6



- [] Ranking at each section and finish
- .-.- No data available at this section
- NA No data available



Horse/Jockey Name	Whiskey Dancer
Final Rank	4
Fastest Section Time (Section)	0:05.19 (Overall)
Top Speed [km/h] (Section)	68.8 (1000m)
Race State	Finished



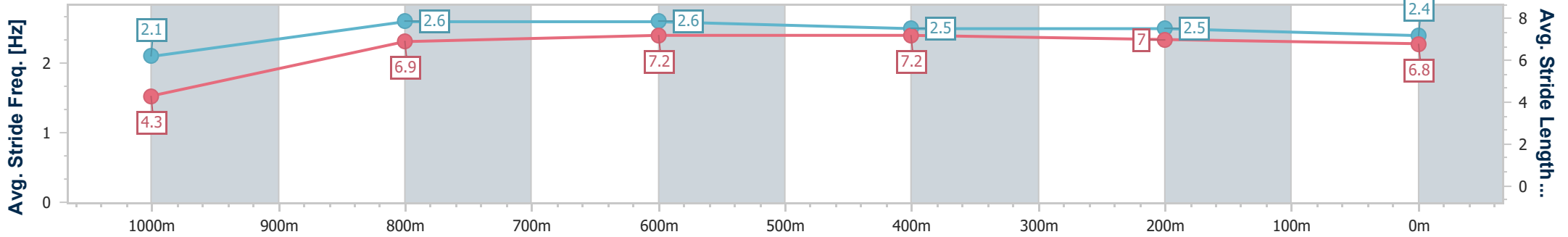
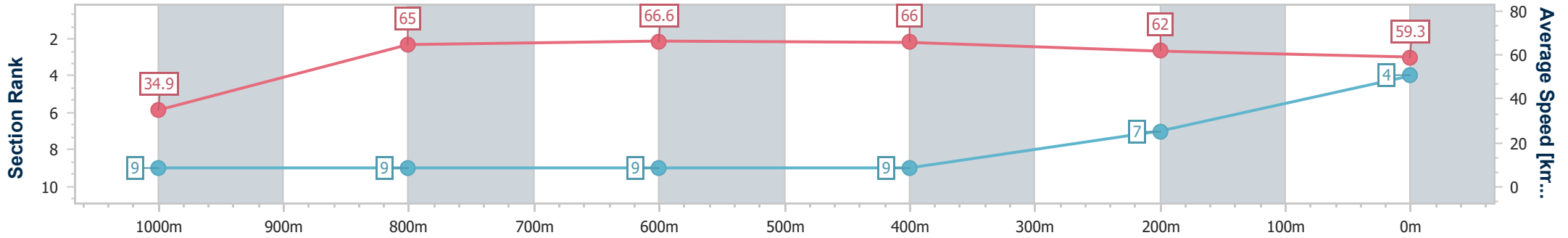
Aquis Park Gold Coast Poly QLD Professional
 Race 5: SIMPLE JACK'S RACEDAY BENCHMARK 68 Handicap - 1050m



01 February 2025 - 16:04

Track Rating: Synthetic, Weather: Fine, Rail Position: +0m Entire

Section	Overall	1000m	800m	600m	400m	200m
Section Times	1:02.03 [4] (0:05.19)	0:56.84 [9] (0:11.13)	0:45.71 [9] (0:10.87)	0:34.84 [9] (0:10.98)	0:23.86 [9] (0:11.67)	0:12.19 [7] (0:12.19)
Average Speed [km/h]	34.9	65.0	66.6	66.0	62.0	59.3
Top Speed [km/h]	55.6	68.8	67.8	68.5	63.2	61.1
Avg. Dist. to Rail [m]	6.1	2.3	1.8	1.6	3.6	6.8
Avg. Stride Freq. [Hz]	2.1	2.6	2.6	2.5	2.5	2.4
Avg. Stride Length [m]	4.3	6.9	7.2	7.2	7.0	6.8



- [] Ranking at each section and finish
- .-.- No data available at this section
- NA No data available



Horse/Jockey Name	Clover's Prince
Final Rank	5
Fastest Section Time (Section)	0:04.67 (Overall)
Top Speed [km/h] (Section)	69.2 (1000m)
Race State	Finished



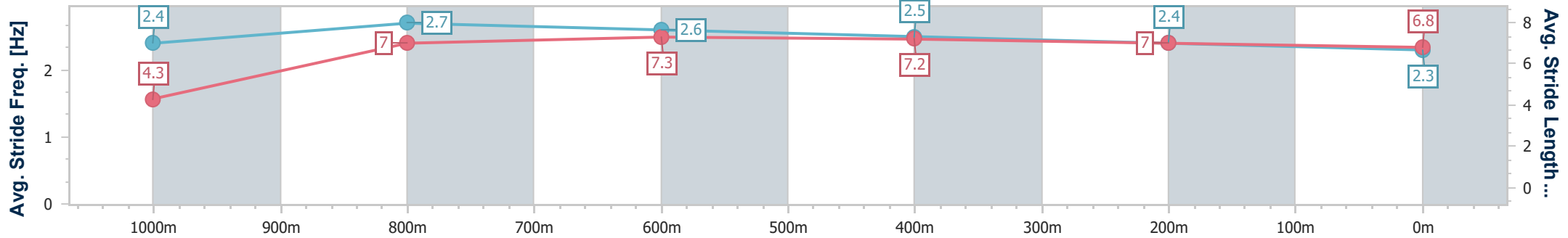
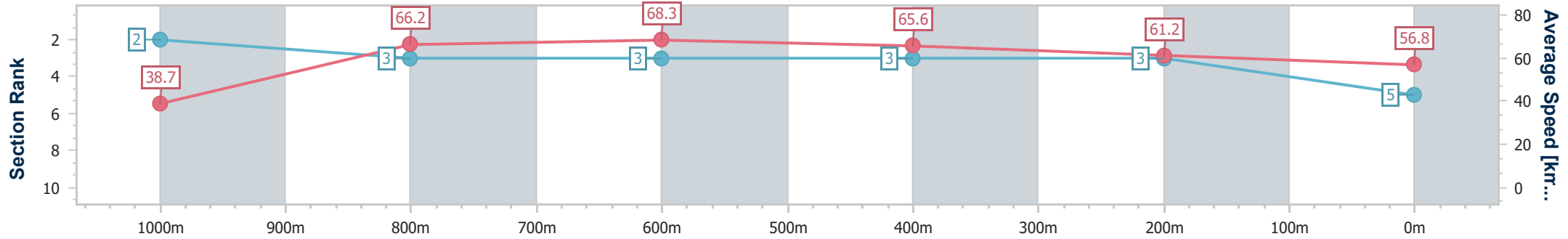
Aquis Park Gold Coast Poly QLD Professional
 Race 5: SIMPLE JACK'S RACEDAY BENCHMARK 68 Handicap - 1050m



01 February 2025 - 16:04

Track Rating: Synthetic, Weather: Fine, Rail Position: +0m Entire

Section	Overall	1000m	800m	600m	400m	200m
Section Times	1:02.06 [5] (0:04.67)	0:57.39 [2] (0:10.95)	0:46.44 [3] (0:10.72)	0:35.72 [3] (0:11.16)	0:24.56 [3] (0:11.83)	0:12.73 [3] (0:12.73)
Average Speed [km/h]	38.7	66.2	68.3	65.6	61.2	56.8
Top Speed [km/h]	57.1	69.2	69.2	67.8	64.2	58.8
Avg. Dist. to Rail [m]	6.1	4.1	2.5	2.8	3.4	3.7
Avg. Stride Freq. [Hz]	2.4	2.7	2.6	2.5	2.4	2.3
Avg. Stride Length [m]	4.3	7.0	7.3	7.2	7.0	6.8



- [] Ranking at each section and finish
- .-.- No data available at this section
- NA No data available



Horse/Jockey Name	Garrucha
Final Rank	6
Fastest Section Time (Section)	0:04.68 (Overall)
Top Speed [km/h] (Section)	70.0 (1000m)
Race State	Finished



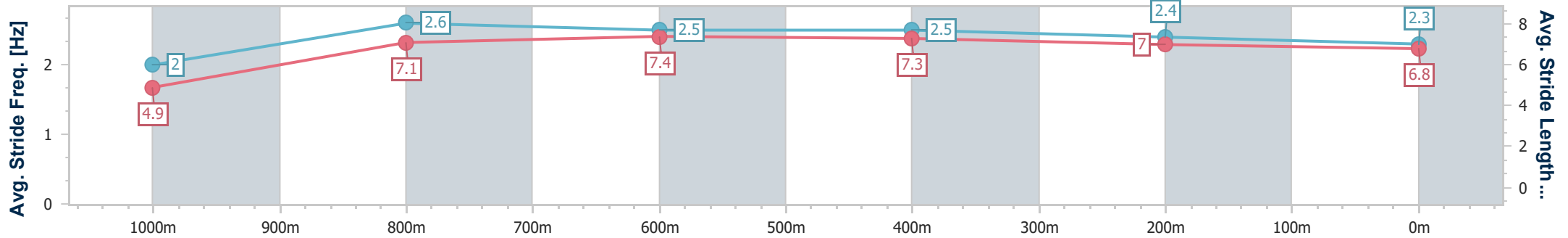
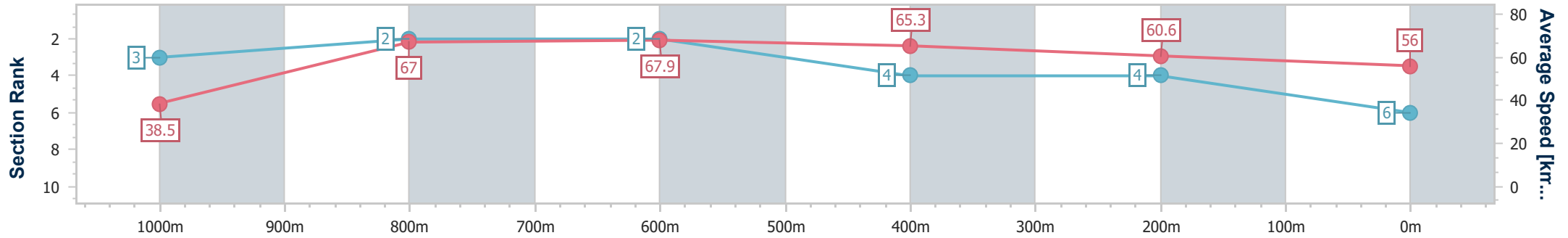
Aquis Park Gold Coast Poly QLD Professional
 Race 5: SIMPLE JACK'S RACEDAY BENCHMARK 68 Handicap - 1050m



01 February 2025 - 16:04

Track Rating: Synthetic, Weather: Fine, Rail Position: +0m Entire

Section	Overall	1000m	800m	600m	400m	200m
Section Times	1:02.25 [6] (0:04.68)	0:57.57 [3] (0:10.84)	0:46.73 [2] (0:10.80)	0:35.93 [2] (0:11.18)	0:24.75 [4] (0:11.91)	0:12.84 [4] (0:12.84)
Average Speed [km/h]	38.5	67.0	67.9	65.3	60.6	56.0
Top Speed [km/h]	56.8	70.0	68.5	67.8	64.5	58.7
Avg. Dist. to Rail [m]	7.2	4.2	3.2	3.8	1.9	3.5
Avg. Stride Freq. [Hz]	2.0	2.6	2.5	2.5	2.4	2.3
Avg. Stride Length [m]	4.9	7.1	7.4	7.3	7.0	6.8



- [] Ranking at each section and finish
- .-.- No data available at this section
- NA No data available



Horse/Jockey Name	Keeta
Final Rank	7
Fastest Section Time (Section)	0:04.91 (Overall)
Top Speed [km/h] (Section)	69.4 (800m)
Race State	Finished

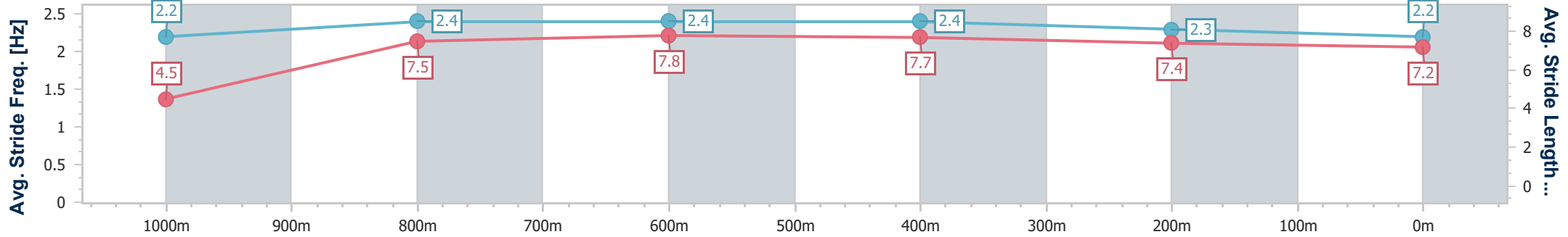
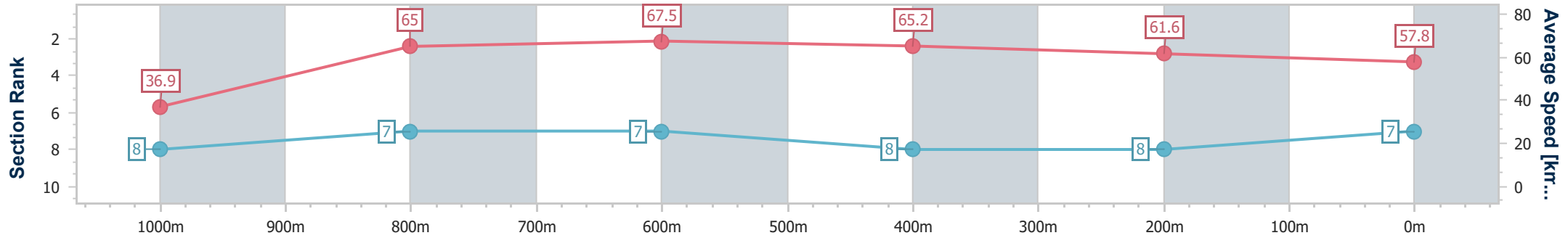


Aquis Park Gold Coast Poly QLD Professional
 Race 5: SIMPLE JACK'S RACEDAY BENCHMARK 68 Handicap - 1050m
 AQUIS PARK
 HOME OF THE GOLD COAST
 TURF CLUB & SPORT CENTRE

01 February 2025 - 16:04

Track Rating: Synthetic, Weather: Fine, Rail Position: +0m Entire

Section	Overall	1000m	800m	600m	400m	200m
Section Times	1:02.45 [7] (0:04.91)	0:57.54 [8] (0:11.15)	0:46.39 [7] (0:10.79)	0:35.60 [7] (0:11.22)	0:24.38 [8] (0:11.84)	0:12.54 [8] (0:12.54)
Average Speed [km/h]	36.9	65.0	67.5	65.2	61.6	57.8
Top Speed [km/h]	55.3	68.9	69.4	69.1	63.2	60.2
Avg. Dist. to Rail [m]	4.5	3.1	2.2	3.5	6.7	8.3
Avg. Stride Freq. [Hz]	2.2	2.4	2.4	2.4	2.3	2.2
Avg. Stride Length [m]	4.5	7.5	7.8	7.7	7.4	7.2



- [] Ranking at each section and finish
- .-.- No data available at this section
- NA No data available



Horse/Jockey Name	La Soeur
Final Rank	8
Fastest Section Time (Section)	0:04.76 (Overall)
Top Speed [km/h] (Section)	69.3 (800m)
Race State	Finished



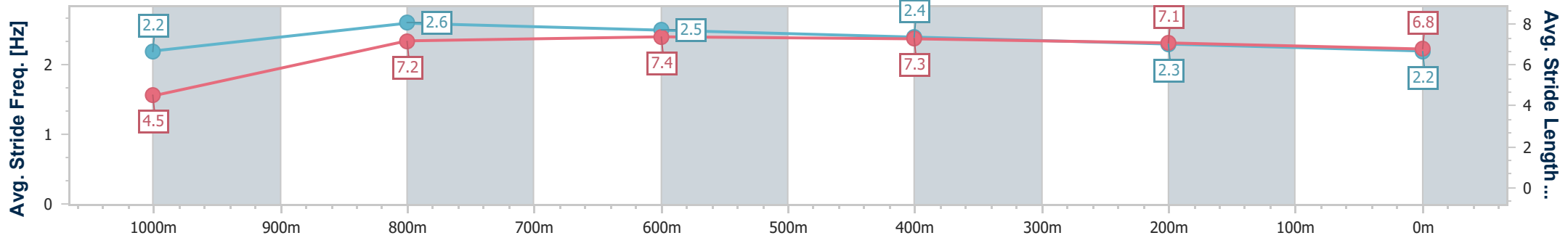
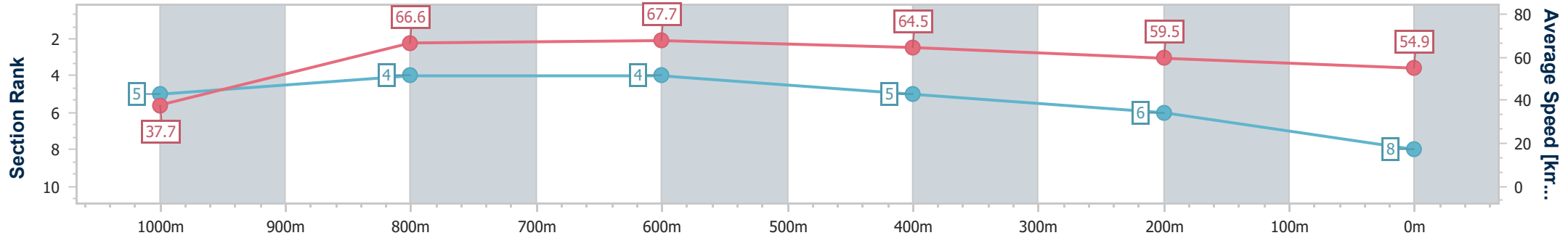
Aquis Park Gold Coast Poly QLD Professional
 Race 5: SIMPLE JACK'S RACEDAY BENCHMARK 68 Handicap - 1050m



01 February 2025 - 16:04

Track Rating: Synthetic, Weather: Fine, Rail Position: +0m Entire

Section	Overall	1000m	800m	600m	400m	200m
Section Times	1:02.87 [8] (0:04.76)	0:58.11 [5] (0:10.87)	0:47.24 [4] (0:10.74)	0:36.50 [4] (0:11.18)	0:25.32 [5] (0:12.13)	0:13.19 [6] (0:13.19)
Average Speed [km/h]	37.7	66.6	67.7	64.5	59.5	54.9
Top Speed [km/h]	58.1	69.2	69.3	68.4	61.1	57.8
Avg. Dist. to Rail [m]	5.1	2.8	1.8	0.4	0.4	1.1
Avg. Stride Freq. [Hz]	2.2	2.6	2.5	2.4	2.3	2.2
Avg. Stride Length [m]	4.5	7.2	7.4	7.3	7.1	6.8



- [] Ranking at each section and finish
- .-.- No data available at this section
- NA No data available



Horse/Jockey Name	Baronessa
Final Rank	9
Fastest Section Time (Section)	0:04.74 (Overall)
Top Speed [km/h] (Section)	69.4 (1000m)
Race State	Finished

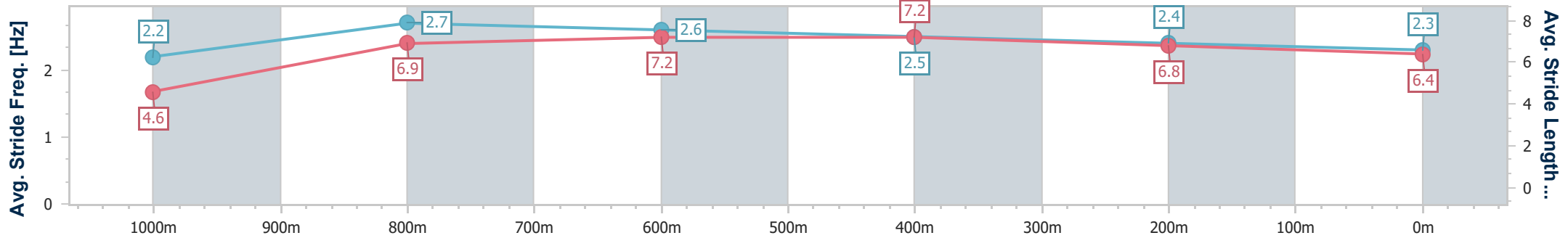
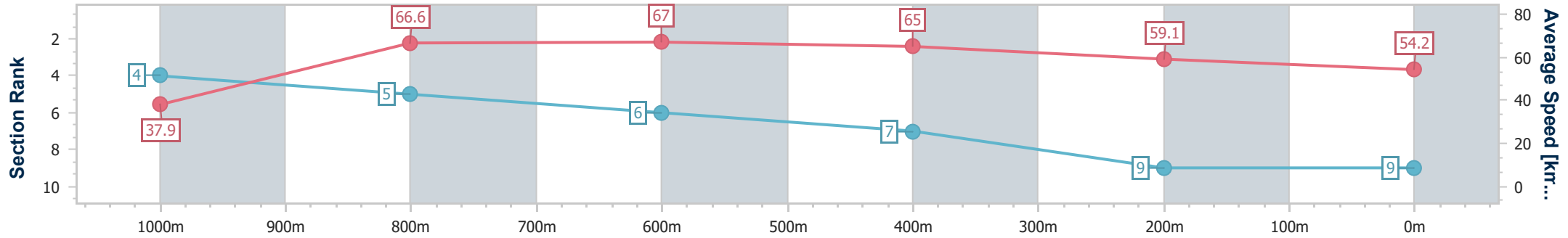


Aquis Park Gold Coast Poly QLD Professional
 Race 5: SIMPLE JACK'S RACEDAY BENCHMARK 68 Handicap - 1050m
 AQUIS PARK
 HOME OF THE GOLD COAST
 TURF CLUB & SPORT CENTRE

01 February 2025 - 16:04

Track Rating: Synthetic, Weather: Fine, Rail Position: +0m Entire

Section	Overall	1000m	800m	600m	400m	200m
Section Times	1:03.69 [9] (0:04.74)	0:58.95 [4] (0:10.97)	0:47.98 [5] (0:11.04)	0:36.94 [6] (0:11.29)	0:25.65 [7] (0:12.29)	0:13.36 [9] (0:13.36)
Average Speed [km/h]	37.9	66.6	67.0	65.0	59.1	54.2
Top Speed [km/h]	57.6	69.4	68.4	67.7	61.5	56.6
Avg. Dist. to Rail [m]	9.0	6.4	4.7	3.6	5.0	4.2
Avg. Stride Freq. [Hz]	2.2	2.7	2.6	2.5	2.4	2.3
Avg. Stride Length [m]	4.6	6.9	7.2	7.2	6.8	6.4



- [] Ranking at each section and finish
- .-.- No data available at this section
- NA No data available



Aquis Park Gold Coast Poly QLD Professional
Race 6: QUEENSLAND JEWEL RACEDAY 8TH MARCH BENCHMARK 58
Handicap - 1540m
01 February 2025 - 16:46



Track Rating: Synthetic, Weather: Fine, Rail Position: +0m Entire

Section		Overall	1400m	1200m	1000m	800m	600m	400m	Last 600m				
Field Times		1:35.41 (0:10.27)	1:25.14 (0:11.24)	1:13.90 (0:11.25)	1:02.65 (0:11.84)	0:50.81 (0:12.05)	0:38.76 (0:12.22)	0:26.54 (0:13.20)	0:38.76				
Rank	TAB Horse/Jockey	Barrier	Top Speed [km/h]	Fastest Section									Distance Travelled [m]
1	5 GREGARIOUS Jace McMurray	7	66.1 1400m	0:10.28 Overall	1:35.41 [1] (0:10.28)	1:25.13 [2] (0:11.32)	1:13.81 [2] (0:11.16)	1:02.65 [1] (0:11.87)	0:50.78 [2] (0:12.02)	0:38.76 [1] (0:12.22)	0:26.54 [1] (0:13.20)	0:38.76	
2	14 BENEDICT ARNOLD Rikki Jamieson	3	64.7 1400m	0:10.27 Overall	1:35.49 [2] (0:10.27)	1:25.22 [1] (0:11.24)	1:13.98 [1] (0:11.43)	1:02.55 [3] (0:11.92)	0:50.63 [3] (0:12.13)	0:38.50 [4] (0:12.34)	0:26.16 [4] (0:13.04)	0:38.50	-9
3	3 KOZANI Corey Sutherland	6	65.5 1200m	0:10.68 Overall	1:35.60 [3] (0:10.68)	1:24.92 [9] (0:11.36)	1:13.56 [7] (0:11.22)	1:02.34 [6] (0:11.95)	0:50.39 [7] (0:12.30)	0:38.09 [9] (0:12.32)	0:25.77 [9] (0:12.73)	0:38.09	+1
4	8 OUTWITTED Luke Rolls	11	65.9 1200m	0:10.38 Overall	1:35.82 [4] (0:10.38)	1:25.44 [5] (0:11.48)	1:13.96 [5] (0:11.23)	1:02.73 [5] (0:11.77)	0:50.96 [4] (0:12.06)	0:38.90 [3] (0:12.29)	0:26.61 [3] (0:13.02)	0:38.90	+3
5	6 THE WELLIAN Adin Thompson	1	64.9 1400m	0:10.57 Overall	1:35.83 [5] (0:10.57)	1:25.26 [7] (0:11.37)	1:13.89 [6] (0:11.36)	1:02.53 [7] (0:11.88)	0:50.65 [6] (0:12.13)	0:38.52 [7] (0:12.30)	0:26.22 [7] (0:13.02)	0:38.52	-6
6	11 JULIETA Elione Chaves	2	64.3 1200m	0:10.89 Overall	1:35.85 [6] (0:10.89)	1:24.96 [11] (0:11.44)	1:13.52 [10] (0:11.29)	1:02.23 [10] (0:11.74)	0:50.49 [9] (0:12.14)	0:38.35 [8] (0:12.28)	0:26.07 [8] (0:12.94)	0:38.35	-5
7	1 MINIMAL Erin Molloy	4	65.0 1400m	0:10.31 Overall	1:35.88 [7] (0:10.31)	1:25.57 [4] (0:11.44)	1:14.13 [4] (0:11.33)	1:02.80 [4] (0:12.01)	0:50.79 [5] (0:12.08)	0:38.71 [5] (0:12.27)	0:26.44 [5] (0:13.06)	0:38.71	-3
8	9 AIMA SUN Courtney Bellamy	5	65.6 1400m	0:10.28 Overall	1:36.02 [8] (0:10.28)	1:25.74 [3] (0:11.35)	1:14.39 [3] (0:11.18)	1:03.21 [2] (0:11.79)	0:51.42 [1] (0:12.05)	0:39.37 [2] (0:12.27)	0:27.10 [2] (0:13.38)	0:39.37	-10
9	15 PARCHEMIN Dylan Turner	8	65.6 1200m	0:10.47 Overall	1:36.42 [9] (0:10.47)	1:25.95 [6] (0:11.61)	1:14.34 [8] (0:11.34)	1:03.00 [8] (0:11.79)	0:51.21 [8] (0:12.07)	0:39.14 [6] (0:12.25)	0:26.89 [6] (0:13.07)	0:39.14	-3
10	7 DAMIANI Michael Cahill	10	64.0 1200m	0:10.76 Overall	1:37.84 [10] (0:10.76)	1:27.08 [10] (0:11.80)	1:15.28 [11] (0:11.34)	1:03.94 [11] (0:11.74)	0:52.20 [11] (0:12.35)	0:39.85 [11] (0:12.41)	0:27.44 [10] (0:13.36)	0:39.85	+2

Scratched: Pauli (#18), Step On Fire (#13), Quick Shot (#16), Cash Artist (#17), Ucelle (#12), Exposition (#4), Kareem (#2)

[] Ranking at each section and finish
 -:-:- No data available at this section
 NA No data available
 SCN Saddle cloth number
 DNF Did not finish
 DNT Did not track



Aquis Park Gold Coast Poly QLD Professional
Race 6: QUEENSLAND JEWEL RACEDAY 8TH MARCH BENCHMARK 58
Handicap - 1540m
01 February 2025 - 16:46



Track Rating: Synthetic, Weather: Fine, Rail Position: +0m Entire

Section	Overall	1400m	1200m	1000m	800m	600m	400m	Last 600m
Field Times	1:35.41 (0:10.27)	1:25.14 (0:11.24)	1:13.90 (0:11.25)	1:02.65 (0:11.84)	0:50.81 (0:12.05)	0:38.76 (0:12.22)	0:26.54 (0:13.20)	0:38.76

Rank	TAB	Horse/Jockey	Barrier	Top Speed [km/h]	Fastest Section	Distance Travelled [m]
11	10	ZASCEED	12	65.1	0:10.61	+1
		Rob Thorburn		1400m	Overall	

Scratched: Pauli (#18), Step On Fire (#13), Quick Shot (#16), Cash Artist (#17), Ucelle (#12), Exposition (#4), Kareem (#2)

[] Ranking at each section and finish
 -:-:-:- No data available at this section
 NA No data available

SCN Saddle cloth number
 DNF Did not finish
 DNT Did not track



Aquis Park Gold Coast Poly QLD Professional
Race 6: QUEENSLAND JEWEL RACEDAY 8TH MARCH BENCHMARK 58
Handicap - 1540m
01 February 2025 - 16:46



Track Rating: Synthetic, Weather: Fine, Rail Position: +0m Entire

Section				200m				Last 600m	
Field Times				0:13.34 (0:13.34)				0:38.76	
Rank	TAB	Horse/Jockey	Barrier	Top Speed [km/h]	Fastest Section	Margin			Distance Travelled [m]
1	5	GREGARIOUS Jace McMurray	7	66.1 1400m	0:10.28 Overall	0:13.34 [1] (0:13.34)	1:35.41		0:38.76
2	14	BENEDICT ARNOLD Rikki Jamieson	3	64.7 1400m	0:10.27 Overall	0:13.12 [4] (0:13.12)	0.4L		0:38.50 -9
3	3	KOZANI Corey Sutherland	6	65.5 1200m	0:10.68 Overall	0:13.04 [6] (0:13.04)	0.9L		0:38.09 +1
4	8	OUTWITTED Luke Rolls	11	65.9 1200m	0:10.38 Overall	0:13.59 [2] (0:13.59)	2.2L		0:38.90 +3
5	6	THE WELLIAN Adin Thompson	1	64.9 1400m	0:10.57 Overall	0:13.20 [8] (0:13.20)	2.3L		0:38.52 -6
6	11	JULIETA Elione Chaves	2	64.3 1200m	0:10.89 Overall	0:13.13 [9] (0:13.13)	2.4L		0:38.35 -5
7	1	MINIMAL Erin Molloy	4	65.0 1400m	0:10.31 Overall	0:13.38 [5] (0:13.38)	2.5L		0:38.71 -3
8	9	AIMA SUN Courtney Bellamy	5	65.6 1400m	0:10.28 Overall	0:13.72 [3] (0:13.72)	3.3L		0:39.37 -10
9	15	PARCHEMIN Dylan Turner	8	65.6 1200m	0:10.47 Overall	0:13.82 [7] (0:13.82)	5.6L		0:39.14 -3
10	7	DAMIANI Michael Cahill	10	64.0 1200m	0:10.76 Overall	0:14.08 [10] (0:14.08)	13.9L		0:39.85 +2

Scratched: Pauli (#18), Step On Fire (#13), Quick Shot (#16), Cash Artist (#17), Ucelle (#12), Exposition (#4), Kareem (#2)

[] Ranking at each section and finish
 -:-:- No data available at this section
 NA No data available

SCN Saddle cloth number
 DNF Did not finish
 DNT Did not track



Aquis Park Gold Coast Poly QLD Professional
Race 6: QUEENSLAND JEWEL RACEDAY 8TH MARCH BENCHMARK 58
Handicap - 1540m
01 February 2025 - 16:46



Track Rating: Synthetic, Weather: Fine, Rail Position: +0m Entire

Section				200m				Last 600m	
Field Times				0:13.34 (0:13.34)				0:38.76	
Rank	TAB	Horse/Jockey	Barrier	Top Speed [km/h]	Fastest Section	Margin		Distance Travelled [m]	
11	10	ZASCEED	12	65.1	0:10.61	0:15.01 [11]	22.4L	0:41.49	+1
		Rob Thorburn		1400m	Overall	(0:15.01)			

Scratched: Pauli (#18), Step On Fire (#13), Quick Shot (#16), Cash Artist (#17), Ucelle (#12), Exposition (#4), Kareem (#2)

[] Ranking at each section and finish
 -:-:-:- No data available at this section
 NA No data available

SCN Saddle cloth number
 DNF Did not finish
 DNT Did not track



Horse/Jockey Name	Gregarious
Final Rank	1
Fastest Section Time (Section)	0:10.28 (Overall)
Top Speed [km/h] (Section)	66.1 (1400m)
Race State	Finished



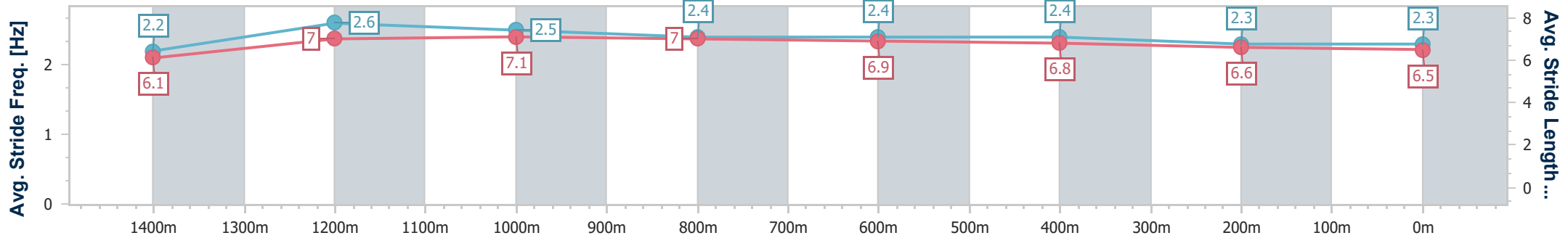
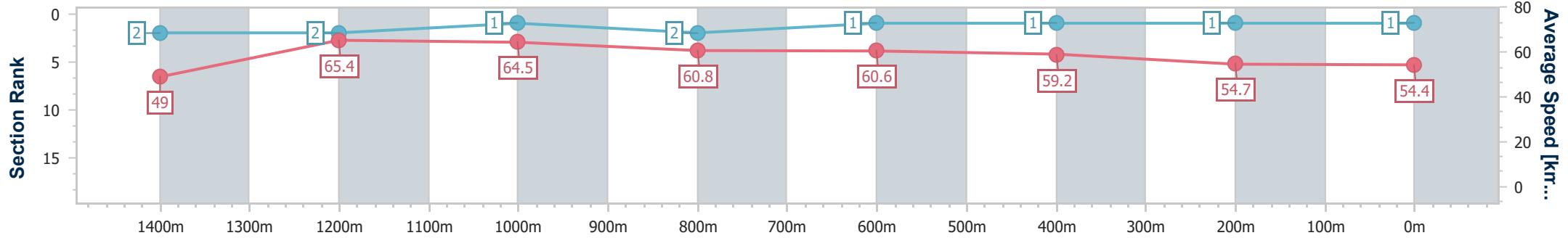
Aquis Park Gold Coast Poly QLD Professional
 Race 6: QUEENSLAND JEWEL RACEDAY 8TH MARCH
 BENCHMARK 58 Handicap - 1540m



01 February 2025 - 16:46

Track Rating: Synthetic, Weather: Fine, Rail Position: +0m Entire

Section	Overall	1400m	1200m	1000m	800m	600m	400m	200m
Section Times	1:35.41 [1] (0:10.28)	1:25.13 [2] (0:11.32)	1:13.81 [2] (0:11.16)	1:02.65 [1] (0:11.87)	0:50.78 [2] (0:12.02)	0:38.76 [1] (0:12.22)	0:26.54 [1] (0:13.20)	0:13.34 [1] (0:13.34)
Average Speed [km/h]	49.0	65.4	64.5	60.8	60.6	59.2	54.7	54.4
Top Speed [km/h]	64.7	66.1	65.8	62.4	61.5	61.7	56.5	54.5
Avg. Dist. to Rail [m]	6.3	3.5	3.6	1.4	1.8	1.5	1.7	2.7
Avg. Stride Freq. [Hz]	2.2	2.6	2.5	2.4	2.4	2.4	2.3	2.3
Avg. Stride Length [m]	6.1	7.0	7.1	7.0	6.9	6.8	6.6	6.5



- [] Ranking at each section and finish
- .-.- No data available at this section
- NA No data available



Horse/Jockey Name	Benedict Arnold
Final Rank	2
Fastest Section Time (Section)	0:10.27 (Overall)
Top Speed [km/h] (Section)	64.7 (1400m)
Race State	Finished



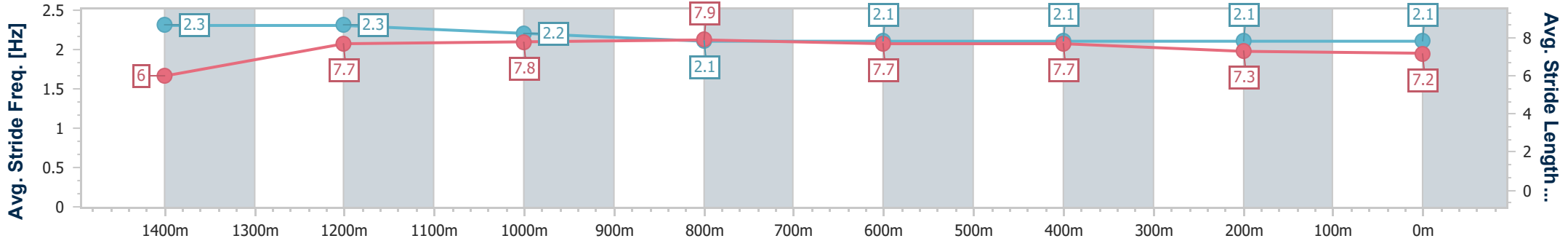
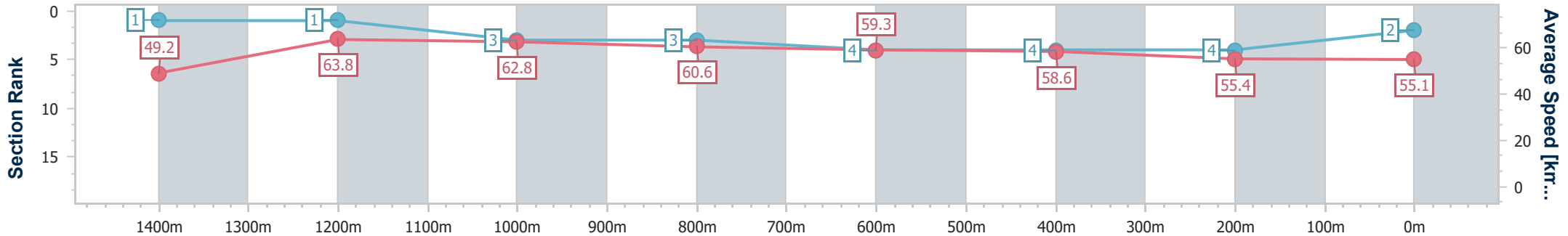
Aquis Park Gold Coast Poly QLD Professional
 Race 6: QUEENSLAND JEWEL RACEDAY 8TH MARCH
 BENCHMARK 58 Handicap - 1540m



01 February 2025 - 16:46

Track Rating: Synthetic, Weather: Fine, Rail Position: +0m Entire

Section	Overall	1400m	1200m	1000m	800m	600m	400m	200m
Section Times	1:35.49 [2] (0:10.27)	1:25.22 [1] (0:11.24)	1:13.98 [1] (0:11.43)	1:02.55 [3] (0:11.92)	0:50.63 [3] (0:12.13)	0:38.50 [4] (0:12.34)	0:26.16 [4] (0:13.04)	0:13.12 [4] (0:13.12)
Average Speed [km/h]	49.2	63.8	62.8	60.6	59.3	58.6	55.4	55.1
Top Speed [km/h]	64.7	64.7	64.0	61.5	60.8	60.9	56.7	55.3
Avg. Dist. to Rail [m]	2.5	0.6	0.3	0.2	0.4	0.5	1.8	3.6
Avg. Stride Freq. [Hz]	2.3	2.3	2.2	2.1	2.1	2.1	2.1	2.1
Avg. Stride Length [m]	6.0	7.7	7.8	7.9	7.7	7.7	7.3	7.2



- [] Ranking at each section and finish
- .-.- No data available at this section
- NA No data available



Horse/Jockey Name	Kozani
Final Rank	3
Fastest Section Time (Section)	0:10.68 (Overall)
Top Speed [km/h] (Section)	65.5 (1200m)
Race State	Finished



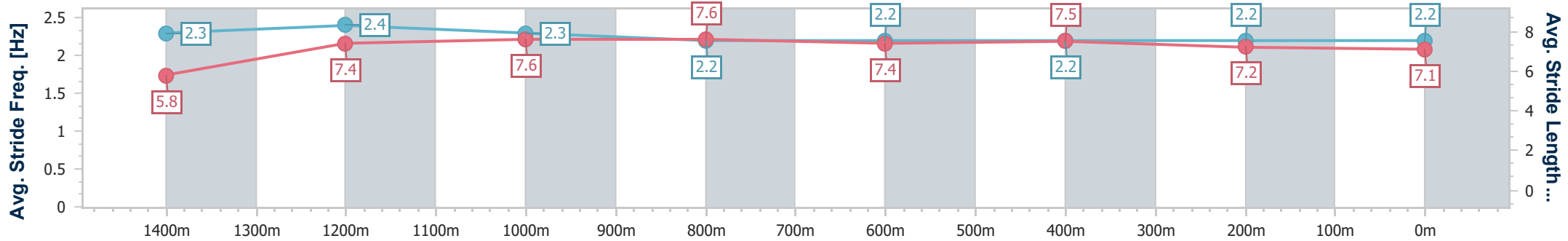
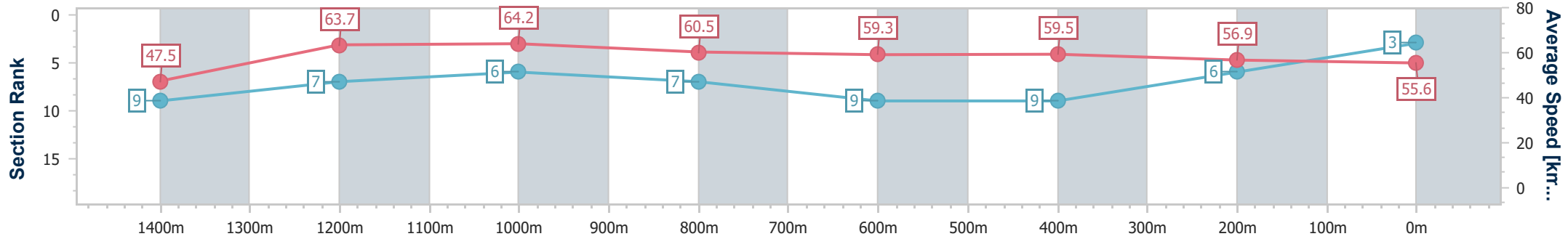
Aquis Park Gold Coast Poly QLD Professional
Race 6: QUEENSLAND JEWEL RACEDAY 8TH MARCH
BENCHMARK 58 Handicap - 1540m



01 February 2025 - 16:46

Track Rating: Synthetic, Weather: Fine, Rail Position: +0m Entire

Section	Overall	1400m	1200m	1000m	800m	600m	400m	200m						
Section Times	1:35.60 [3] (0:10.68)	1:24.92 [9] (0:11.36)	1:13.56 [7] (0:11.22)	1:02.34 [6] (0:11.95)	0:50.39 [7] (0:12.30)	0:38.09 [9] (0:12.32)	0:25.77 [9] (0:12.73)	0:13.04 [6] (0:13.04)						
Average Speed [km/h]	47.5	63.7	64.2	60.5	59.3	59.5	56.9	55.6						
Top Speed [km/h]	65.4	65.5	65.5	62.8	60.6	61.1	58.4	56.5						
Avg. Dist. to Rail [m]	5.9	1.0	1.1	1.7	2.1	3.3	5.4	5.5						
Avg. Stride Freq. [Hz]	2.3	2.4	2.3	2.2	2.2	2.2	2.2	2.2						
Avg. Stride Length [m]	5.8	7.4	7.6	7.6	7.4	7.5	7.2	7.1						



- [] Ranking at each section and finish
- .-.- No data available at this section
- NA No data available



Horse/Jockey Name	Outwitted
Final Rank	4
Fastest Section Time (Section)	0:10.38 (Overall)
Top Speed [km/h] (Section)	65.9 (1200m)
Race State	Finished



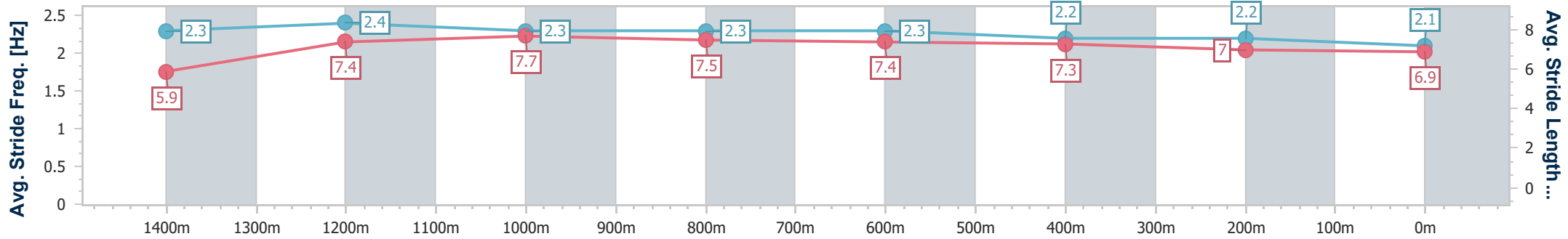
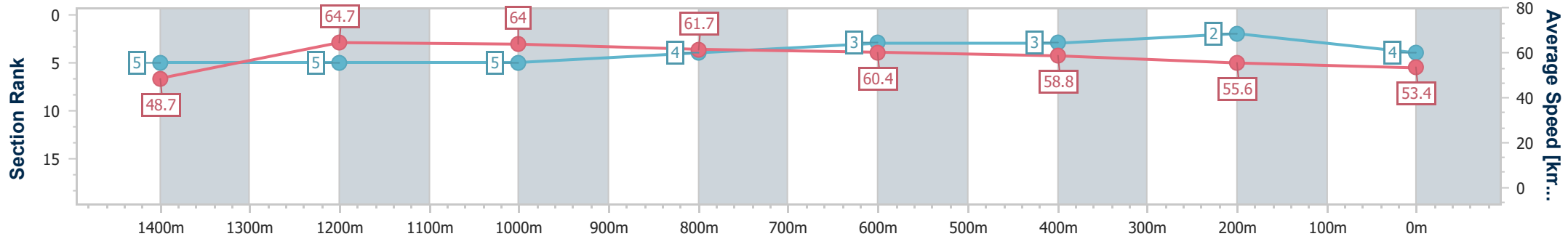
Aquis Park Gold Coast Poly QLD Professional
 Race 6: QUEENSLAND JEWEL RACEDAY 8TH MARCH
 BENCHMARK 58 Handicap - 1540m



01 February 2025 - 16:46

Track Rating: Synthetic, Weather: Fine, Rail Position: +0m Entire

Section	Overall	1400m	1200m	1000m	800m	600m	400m	200m
Section Times	1:35.82 [4] (0:10.38)	1:25.44 [5] (0:11.48)	1:13.96 [5] (0:11.23)	1:02.73 [5] (0:11.77)	0:50.96 [4] (0:12.06)	0:38.90 [3] (0:12.29)	0:26.61 [3] (0:13.02)	0:13.59 [2] (0:13.59)
Average Speed [km/h]	48.7	64.7	64.0	61.7	60.4	58.8	55.6	53.4
Top Speed [km/h]	64.2	65.1	65.9	64.1	61.2	61.1	56.9	54.4
Avg. Dist. to Rail [m]	9.7	3.7	3.3	2.0	2.1	2.0	2.9	4.4
Avg. Stride Freq. [Hz]	2.3	2.4	2.3	2.3	2.3	2.2	2.2	2.1
Avg. Stride Length [m]	5.9	7.4	7.7	7.5	7.4	7.3	7.0	6.9



- [] Ranking at each section and finish
- .-.- No data available at this section
- NA No data available



Horse/Jockey Name	The Wellian
Final Rank	5
Fastest Section Time (Section)	0:10.57 (Overall)
Top Speed [km/h] (Section)	64.9 (1400m)
Race State	Finished



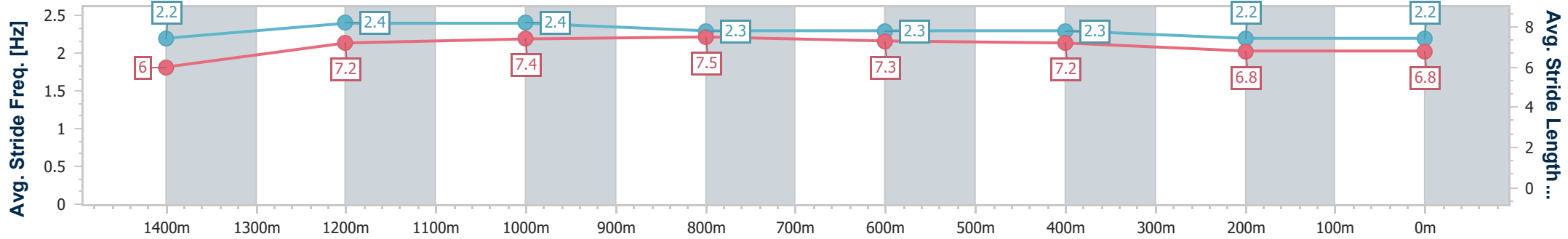
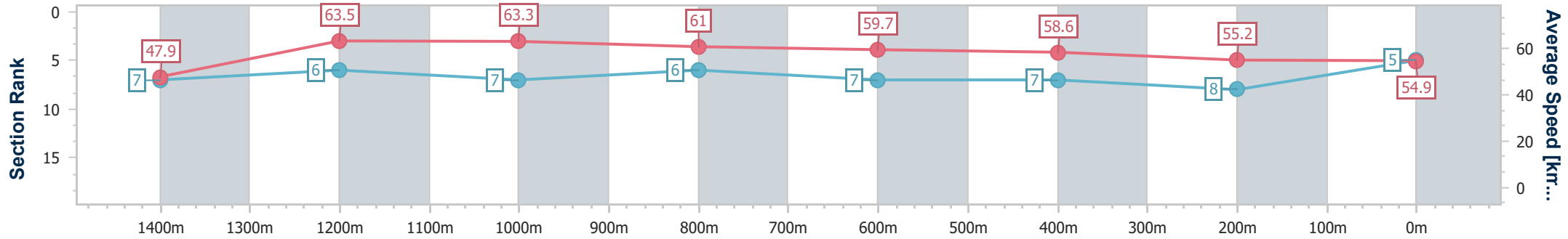
Aquis Park Gold Coast Poly QLD Professional
 Race 6: QUEENSLAND JEWEL RACEDAY 8TH MARCH
 BENCHMARK 58 Handicap - 1540m



01 February 2025 - 16:46

Track Rating: Synthetic, Weather: Fine, Rail Position: +0m Entire

Section	Overall	1400m	1200m	1000m	800m	600m	400m	200m						
Section Times	1:35.83 [5] (0:10.57)	1:25.26 [7] (0:11.37)	1:13.89 [6] (0:11.36)	1:02.53 [7] (0:11.88)	0:50.65 [6] (0:12.13)	0:38.52 [7] (0:12.30)	0:26.22 [7] (0:13.02)	0:13.20 [8] (0:13.20)						
Average Speed [km/h]	47.9	63.5	63.3	61.0	59.7	58.6	55.2	54.9						
Top Speed [km/h]	63.9	64.9	64.8	62.5	60.9	61.1	56.4	56.9						
Avg. Dist. to Rail [m]	1.3	0.7	2.0	1.7	1.0	0.5	0.3	1.7						
Avg. Stride Freq. [Hz]	2.2	2.4	2.4	2.3	2.3	2.3	2.2	2.2						
Avg. Stride Length [m]	6.0	7.2	7.4	7.5	7.3	7.2	6.8	6.8						



- [] Ranking at each section and finish
- .-.- No data available at this section
- NA No data available



Horse/Jockey Name	Julieta
Final Rank	6
Fastest Section Time (Section)	0:10.89 (Overall)
Top Speed [km/h] (Section)	64.3 (1200m)
Race State	Finished



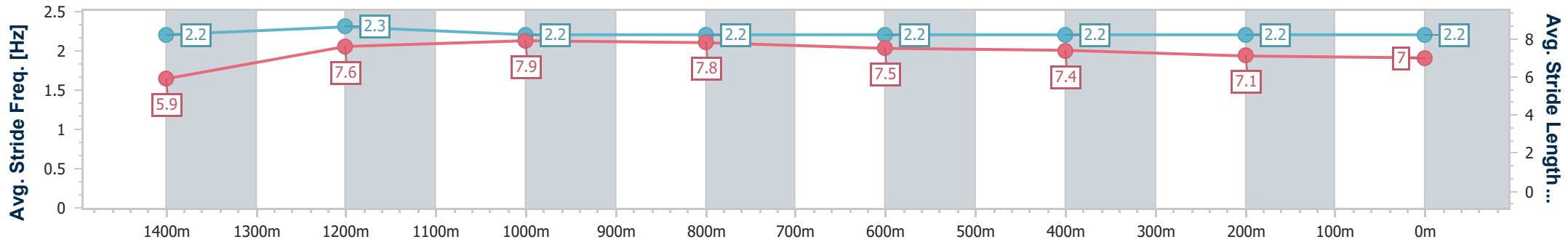
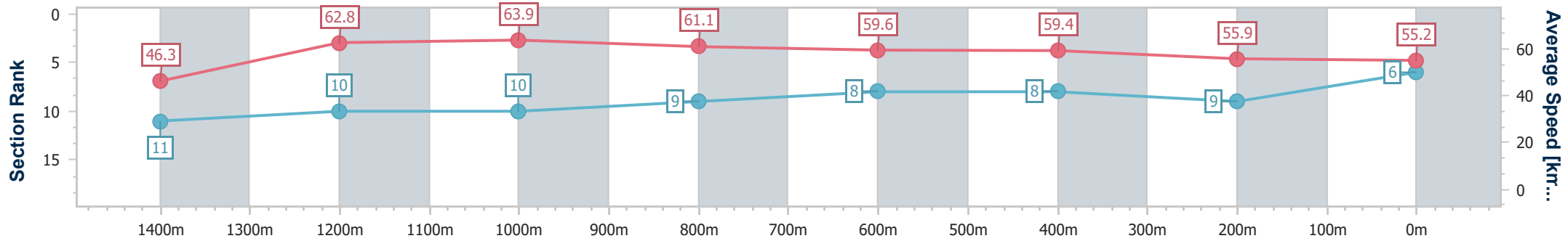
Aquis Park Gold Coast Poly QLD Professional
 Race 6: QUEENSLAND JEWEL RACEDAY 8TH MARCH
 BENCHMARK 58 Handicap - 1540m



01 February 2025 - 16:46

Track Rating: Synthetic, Weather: Fine, Rail Position: +0m Entire

Section	Overall	1400m	1200m	1000m	800m	600m	400m	200m
Section Times	1:35.85 [6] (0:10.89)	1:24.96 [11] (0:11.44)	1:13.52 [10] (0:11.29)	1:02.23 [10] (0:11.74)	0:50.49 [9] (0:12.14)	0:38.35 [8] (0:12.28)	0:26.07 [8] (0:12.94)	0:13.13 [9] (0:13.13)
Average Speed [km/h]	46.3	62.8	63.9	61.1	59.6	59.4	55.9	55.2
Top Speed [km/h]	62.5	63.6	64.3	63.9	61.3	61.4	58.0	55.4
Avg. Dist. to Rail [m]	3.0	0.5	0.3	0.5	0.8	2.0	4.5	8.2
Avg. Stride Freq. [Hz]	2.2	2.3	2.2	2.2	2.2	2.2	2.2	2.2
Avg. Stride Length [m]	5.9	7.6	7.9	7.8	7.5	7.4	7.1	7.0



- [] Ranking at each section and finish
- .-.- No data available at this section
- NA No data available



Horse/Jockey Name	Minimal
Final Rank	7
Fastest Section Time (Section)	0:10.31 (Overall)
Top Speed [km/h] (Section)	65.0 (1400m)
Race State	Finished



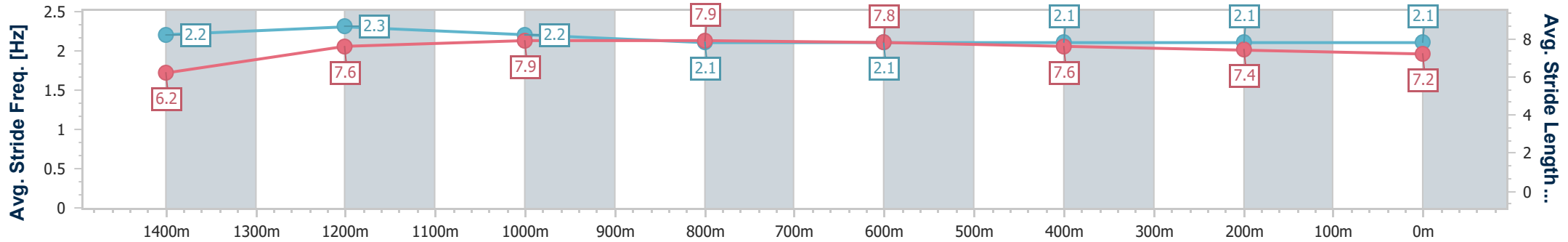
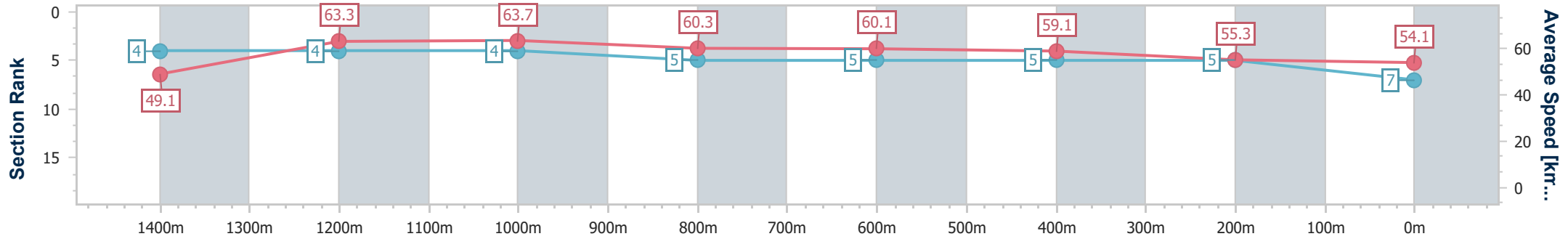
Aquis Park Gold Coast Poly QLD Professional
 Race 6: QUEENSLAND JEWEL RACEDAY 8TH MARCH
 BENCHMARK 58 Handicap - 1540m



01 February 2025 - 16:46

Track Rating: Synthetic, Weather: Fine, Rail Position: +0m Entire

Section	Overall	1400m	1200m	1000m	800m	600m	400m	200m
Section Times	1:35.88 [7] (0:10.31)	1:25.57 [4] (0:11.44)	1:14.13 [4] (0:11.33)	1:02.80 [4] (0:12.01)	0:50.79 [5] (0:12.08)	0:38.71 [5] (0:12.27)	0:26.44 [5] (0:13.06)	0:13.38 [5] (0:13.38)
Average Speed [km/h]	49.1	63.3	63.7	60.3	60.1	59.1	55.3	54.1
Top Speed [km/h]	64.9	65.0	64.9	62.3	61.0	61.7	56.9	55.3
Avg. Dist. to Rail [m]	4.1	1.3	2.6	2.2	1.4	1.9	3.0	5.2
Avg. Stride Freq. [Hz]	2.2	2.3	2.2	2.1	2.1	2.1	2.1	2.1
Avg. Stride Length [m]	6.2	7.6	7.9	7.9	7.8	7.6	7.4	7.2



- [] Ranking at each section and finish
- .-.- No data available at this section
- NA No data available



Horse/Jockey Name	Aima Sun
Final Rank	8
Fastest Section Time (Section)	0:10.28 (Overall)
Top Speed [km/h] (Section)	65.6 (1400m)
Race State	Finished



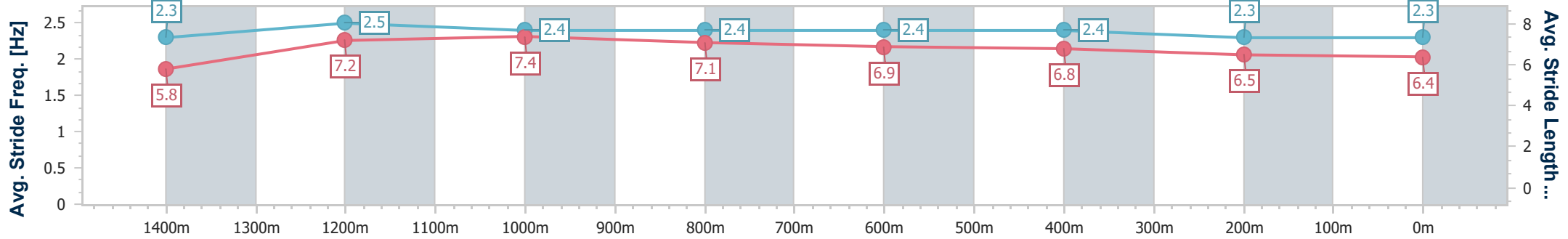
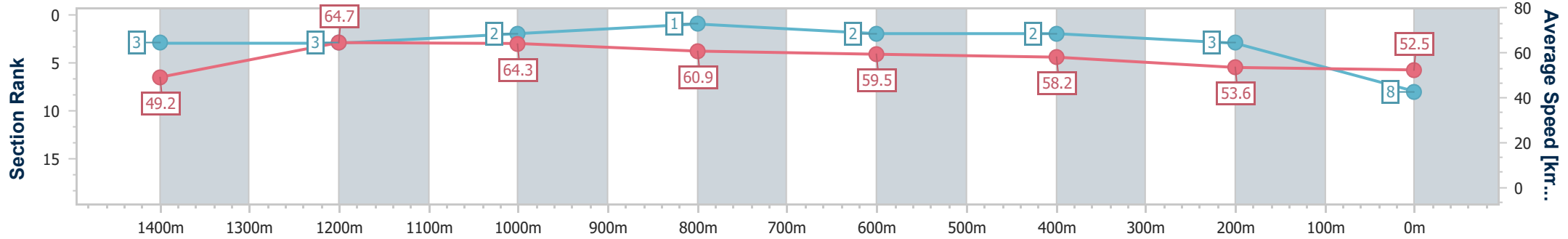
Aquis Park Gold Coast Poly QLD Professional
 Race 6: QUEENSLAND JEWEL RACEDAY 8TH MARCH
 BENCHMARK 58 Handicap - 1540m



01 February 2025 - 16:46

Track Rating: Synthetic, Weather: Fine, Rail Position: +0m Entire

Section	Overall	1400m	1200m	1000m	800m	600m	400m	200m
Section Times	1:36.02 [8] (0:10.28)	1:25.74 [3] (0:11.35)	1:14.39 [3] (0:11.18)	1:03.21 [2] (0:11.79)	0:51.42 [1] (0:12.05)	0:39.37 [2] (0:12.27)	0:27.10 [2] (0:13.38)	0:13.72 [3] (0:13.72)
Average Speed [km/h]	49.2	64.7	64.3	60.9	59.5	58.2	53.6	52.5
Top Speed [km/h]	65.3	65.6	65.5	62.7	61.1	60.9	55.2	53.5
Avg. Dist. to Rail [m]	5.3	2.4	2.2	0.7	1.0	1.5	1.8	1.3
Avg. Stride Freq. [Hz]	2.3	2.5	2.4	2.4	2.4	2.4	2.3	2.3
Avg. Stride Length [m]	5.8	7.2	7.4	7.1	6.9	6.8	6.5	6.4



- [] Ranking at each section and finish
- .-.- No data available at this section
- NA No data available



Horse/Jockey Name	Parchemin
Final Rank	9
Fastest Section Time (Section)	0:10.47 (Overall)
Top Speed [km/h] (Section)	65.6 (1200m)
Race State	Finished



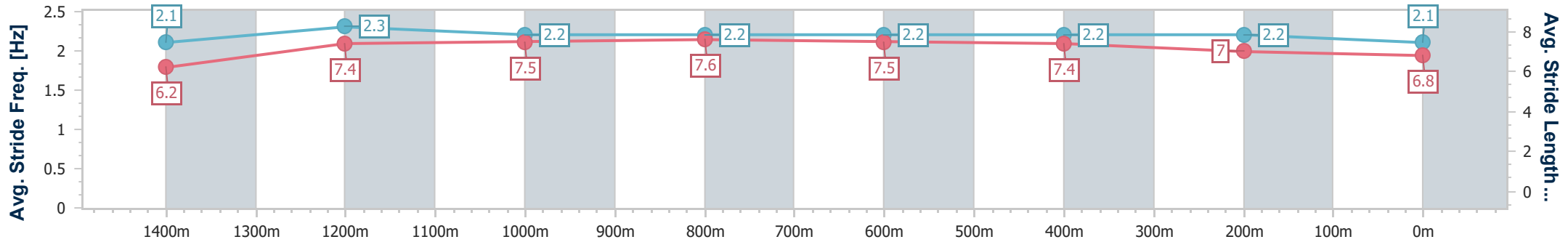
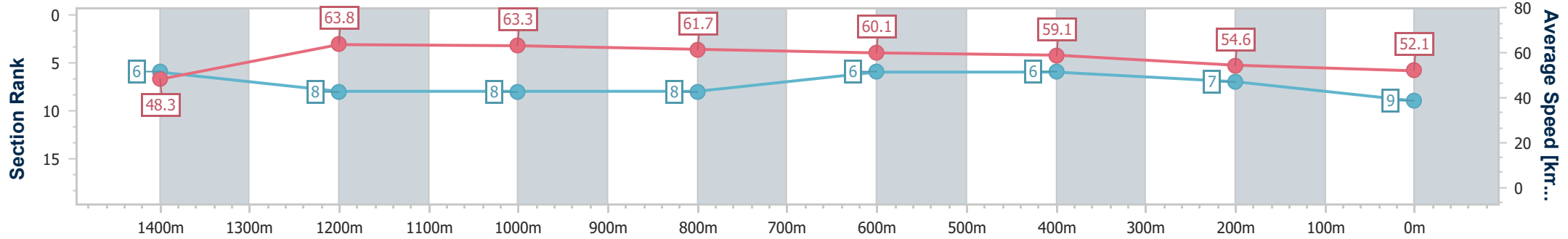
Aquis Park Gold Coast Poly QLD Professional
Race 6: QUEENSLAND JEWEL RACEDAY 8TH MARCH
BENCHMARK 58 Handicap - 1540m



01 February 2025 - 16:46

Track Rating: Synthetic, Weather: Fine, Rail Position: +0m Entire

Section	Overall	1400m	1200m	1000m	800m	600m	400m	200m
Section Times	1:36.42 [9] (0:10.47)	1:25.95 [6] (0:11.61)	1:14.34 [8] (0:11.34)	1:03.00 [8] (0:11.79)	0:51.21 [8] (0:12.07)	0:39.14 [6] (0:12.25)	0:26.89 [6] (0:13.07)	0:13.82 [7] (0:13.82)
Average Speed [km/h]	48.3	63.8	63.3	61.7	60.1	59.1	54.6	52.1
Top Speed [km/h]	62.9	64.4	65.6	63.4	60.9	60.7	62.6	55.2
Avg. Dist. to Rail [m]	7.6	3.1	2.9	3.1	1.7	1.2	2.1	6.1
Avg. Stride Freq. [Hz]	2.1	2.3	2.2	2.2	2.2	2.2	2.2	2.1
Avg. Stride Length [m]	6.2	7.4	7.5	7.6	7.5	7.4	7.0	6.8



- [] Ranking at each section and finish
- .-.- No data available at this section
- NA No data available



Horse/Jockey Name	Damiani
Final Rank	10
Fastest Section Time (Section)	0:10.76 (Overall)
Top Speed [km/h] (Section)	64.0 (1200m)
Race State	Finished



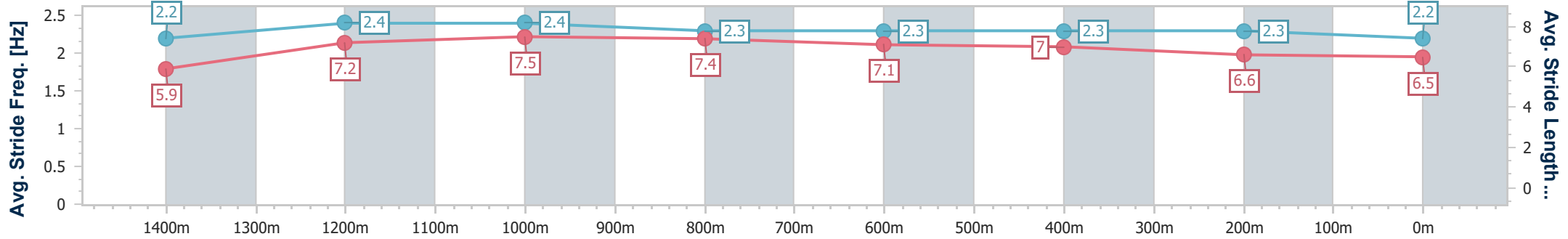
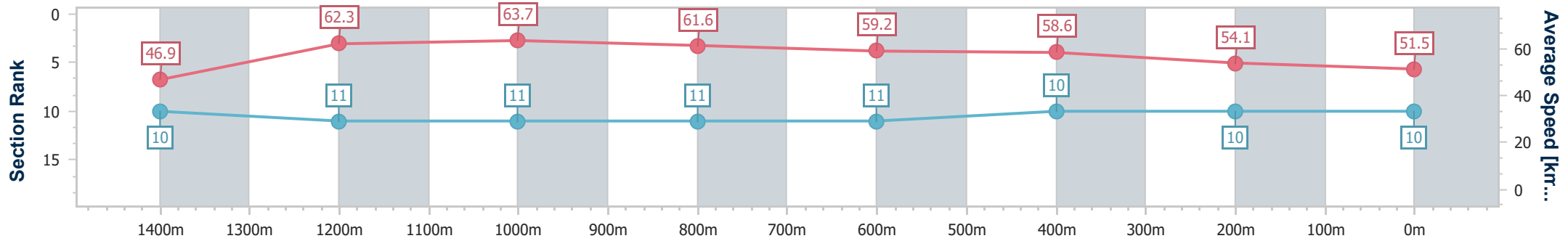
Aquis Park Gold Coast Poly QLD Professional
Race 6: QUEENSLAND JEWEL RACEDAY 8TH MARCH
BENCHMARK 58 Handicap - 1540m



01 February 2025 - 16:46

Track Rating: Synthetic, Weather: Fine, Rail Position: +0m Entire

Section	Overall	1400m	1200m	1000m	800m	600m	400m	200m
Section Times	1:37.84 [10] (0:10.76)	1:27.08 [10] (0:11.80)	1:15.28 [11] (0:11.34)	1:03.94 [11] (0:11.74)	0:52.20 [11] (0:12.35)	0:39.85 [11] (0:12.41)	0:27.44 [10] (0:13.36)	0:14.08 [10] (0:14.08)
Average Speed [km/h]	46.9	62.3	63.7	61.6	59.2	58.6	54.1	51.5
Top Speed [km/h]	61.3	62.9	64.0	63.0	61.1	61.3	56.4	53.3
Avg. Dist. to Rail [m]	8.3	2.7	3.4	2.4	2.9	2.5	2.6	4.6
Avg. Stride Freq. [Hz]	2.2	2.4	2.4	2.3	2.3	2.3	2.3	2.2
Avg. Stride Length [m]	5.9	7.2	7.5	7.4	7.1	7.0	6.6	6.5



- [] Ranking at each section and finish
- .-.- No data available at this section
- NA No data available



Horse/Jockey Name	Zasceed
Final Rank	11
Fastest Section Time (Section)	0:10.61 (Overall)
Top Speed [km/h] (Section)	65.1 (1400m)
Race State	Finished



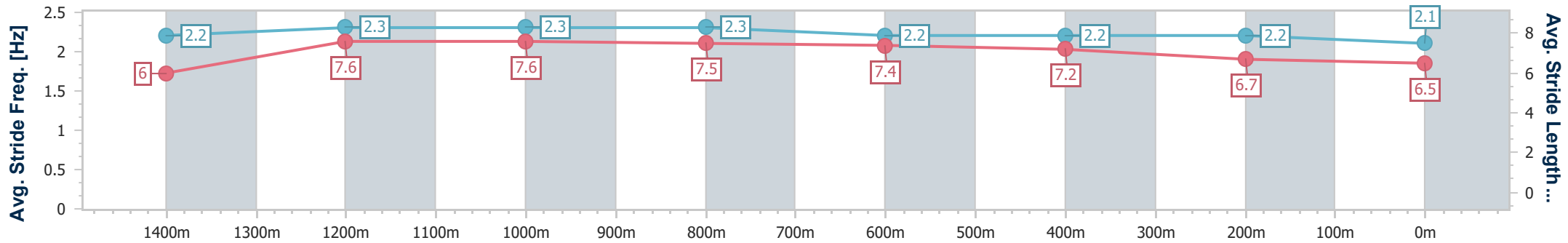
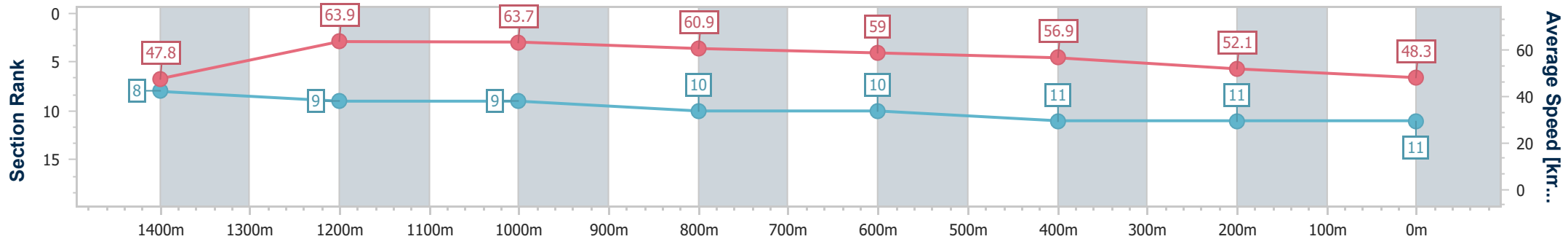
Aquis Park Gold Coast Poly QLD Professional
 Race 6: QUEENSLAND JEWEL RACEDAY 8TH MARCH
 BENCHMARK 58 Handicap - 1540m



01 February 2025 - 16:46

Track Rating: Synthetic, Weather: Fine, Rail Position: +0m Entire

Section	Overall	1400m	1200m	1000m	800m	600m	400m	200m
Section Times	1:39.32 [11] (0:10.61)	1:28.71 [8] (0:11.58)	1:17.13 [9] (0:11.30)	1:05.83 [9] (0:11.91)	0:53.92 [10] (0:12.43)	0:41.49 [10] (0:12.67)	0:28.82 [11] (0:13.81)	0:15.01 [11] (0:15.01)
Average Speed [km/h]	47.8	63.9	63.7	60.9	59.0	56.9	52.1	48.3
Top Speed [km/h]	62.9	65.1	65.1	62.5	59.5	59.0	54.5	49.8
Avg. Dist. to Rail [m]	10.1	3.1	3.2	3.2	3.0	1.0	0.6	0.6
Avg. Stride Freq. [Hz]	2.2	2.3	2.3	2.3	2.2	2.2	2.2	2.1
Avg. Stride Length [m]	6.0	7.6	7.6	7.5	7.4	7.2	6.7	6.5



- [] Ranking at each section and finish
- .-.- No data available at this section
- NA No data available



Aquis Park Gold Coast Poly QLD Professional

Race 7: OFFICIATING AT AQUIS BENCHMARK 58 Handicap - 1200m



01 February 2025 - 17:22

Track Rating: Synthetic, Weather: Fine, Rail Position: +0m Entire

Section		Field Times											Last 600m					
		Overall	1000m	800m	600m	400m	200m						0:37.16					
		1:12.44 (0:13.17)	0:59.27 (0:10.67)	0:48.60 (0:11.44)	0:37.16 (0:11.97)	0:25.19 (0:12.31)	0:12.88 (0:12.88)											
Rank	TAB	Horse/Jockey	Barrier	Top Speed [km/h]	Fastest Section												Margin	Distance Travelled [m]
1	5	EXPOSITION Courtney Bellamy	5	69.6 1000m	0:10.73 1000m	1:12.44 [1] (0:13.51)	0:58.93 [3] (0:10.73)	0:48.20 [3] (0:11.31)	0:36.89 [3] (0:11.74)	0:25.15 [2] (0:12.33)	0:12.82 [2] (0:12.82)	1:12.44	0:36.89					
2	6	SINGULAR Elione Chaves	3	69.5 1000m	0:10.76 1000m	1:12.49 [2] (0:13.46)	0:59.03 [2] (0:10.76)	0:48.27 [2] (0:11.31)	0:36.96 [2] (0:11.72)	0:25.24 [1] (0:12.31)	0:12.93 [1] (0:12.93)	0.2L	0:36.96	-6				
3	15	BIRMINGHAM Colleen Krahnen	2	65.7 1000m	0:11.08 1000m	1:12.55 [3] (0:13.88)	0:58.67 [8] (0:11.08)	0:47.59 [8] (0:11.21)	0:36.38 [9] (0:11.60)	0:24.78 [9] (0:12.25)	0:12.53 [6] (0:12.53)	0.4L	0:36.38	-5				
4	19	LORD VADER Chelsea Baker	10	66.9 800m	0:11.10 1000m	1:12.78 [4] (0:13.71)	0:59.07 [6] (0:11.10)	0:47.97 [7] (0:11.32)	0:36.65 [8] (0:11.61)	0:25.04 [8] (0:12.34)	0:12.70 [7] (0:12.70)	1.7L	0:36.65	+2				
5	4	VIADELAMORE Corey Sutherland	1	65.6 1000m	0:11.20 1000m	1:12.80 [5] (0:14.06)	0:58.74 [9] (0:11.20)	0:47.54 [10] (0:11.48)	0:36.06 [10] (0:11.80)	0:24.26 [10] (0:12.01)	0:12.25 [10] (0:12.25)	1.8L	0:36.06	-4				
6	18	PROMETIO MAS Rikki Jamieson	8	68.6 1000m	0:10.76 1000m	1:12.85 [6] (0:13.59)	0:59.26 [4] (0:10.76)	0:48.50 [4] (0:11.30)	0:37.20 [4] (0:11.66)	0:25.54 [3] (0:12.41)	0:13.13 [3] (0:13.13)	2L	0:37.20	+2				
7	9	RUM DIARY Michael Cahill	4	67.2 1000m	0:11.04 1000m	1:12.94 [7] (0:13.63)	0:59.31 [5] (0:11.04)	0:48.27 [6] (0:11.28)	0:36.99 [6] (0:11.52)	0:25.47 [5] (0:12.53)	0:12.94 [5] (0:12.94)	2.5L	0:36.99	-8				
8	13	SNOWY FINN Dylan Turner	7	67.8 1000m	0:10.88 1000m	1:13.10 [8] (0:14.16)	0:58.94 [10] (0:10.88)	0:48.06 [9] (0:11.06)	0:37.00 [7] (0:11.47)	0:25.53 [7] (0:12.39)	0:13.14 [4] (0:13.14)	3.3L	0:37.00	+3				
9	12	ROCK LOBSTER Matthew Gray	6	68.0 1000m	0:10.80 1000m	1:13.80 [9] (0:13.76)	1:00.04 [7] (0:10.80)	0:49.24 [5] (0:11.18)	0:38.06 [5] (0:11.78)	0:26.28 [6] (0:13.02)	0:13.26 [9] (0:13.26)	7.3L	0:38.06	-8				
10	7	EPIC FLASH Anthony Allen	9	68.9 Overall	0:10.67 1000m	1:14.31 [10] (0:13.17)	1:01.14 [1] (0:10.67)	0:50.47 [1] (0:11.44)	0:39.03 [1] (0:12.07)	0:26.96 [4] (0:13.04)	0:13.92 [8] (0:13.92)	10.1L	0:39.03	-6				

Scratched: Rylov (#1), Red Red Wine (#2), My Dog Diesel (#3), Cordozar (#10), Stormtrooper (#14), Mohite (#8), Sunshine Highway (#11), Sister Georgia (#17), Backseat Promise (#16)

[] Ranking at each section and finish
 -:-:- No data available at this section
 NA No data available

SCN Saddle cloth number
 DNF Did not finish
 DNT Did not track



Horse/Jockey Name	Exposition
Final Rank	1
Fastest Section Time (Section)	0:10.73 (1000m)
Top Speed [km/h] (Section)	69.6 (1000m)
Race State	Finished



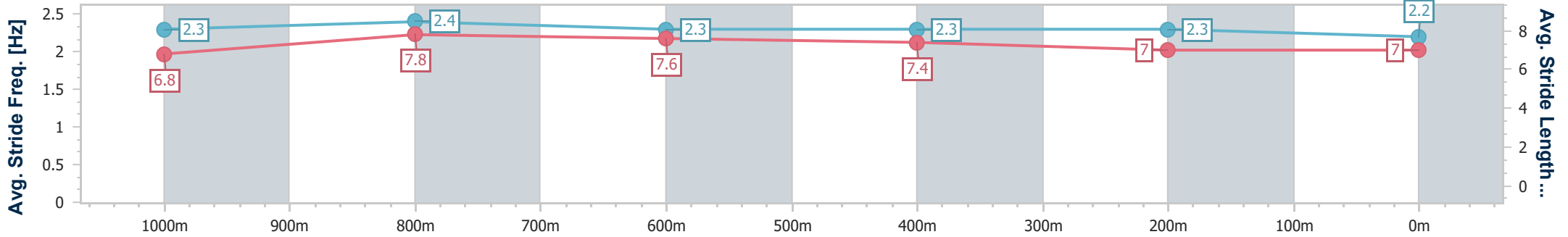
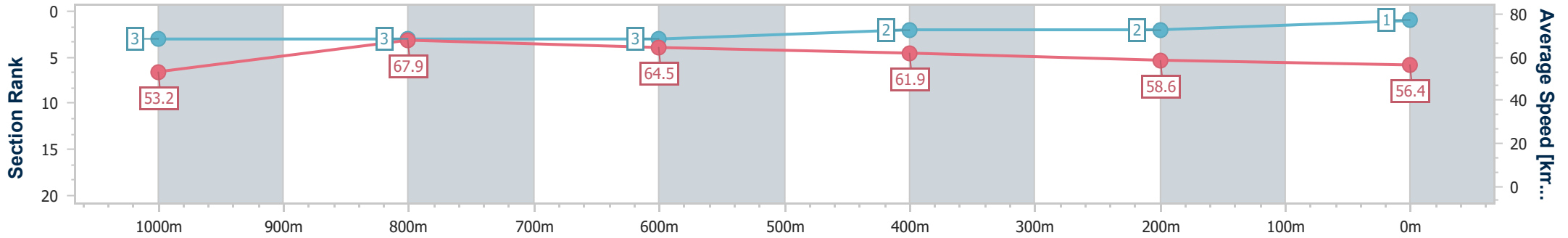
Aquis Park Gold Coast Poly QLD Professional
Race 7: OFFICIATING AT AQUIS BENCHMARK 58 Handicap - 1200m



01 February 2025 - 17:22

Track Rating: Synthetic, Weather: Fine, Rail Position: +0m Entire

Section	Overall	1000m	800m	600m	400m	200m
Section Times	1:12.44 [1] (0:13.51)	0:58.93 [3] (0:10.73)	0:48.20 [3] (0:11.31)	0:36.89 [3] (0:11.74)	0:25.15 [2] (0:12.33)	0:12.82 [2] (0:12.82)
Average Speed [km/h]	53.2	67.9	64.5	61.9	58.6	56.4
Top Speed [km/h]	68.0	69.6	65.7	64.1	59.5	58.3
Avg. Dist. to Rail [m]	4.7	3.8	2.5	1.9	4.3	7.6
Avg. Stride Freq. [Hz]	2.3	2.4	2.3	2.3	2.3	2.2
Avg. Stride Length [m]	6.8	7.8	7.6	7.4	7.0	7.0



- [] Ranking at each section and finish
- .-.-.- No data available at this section
- NA No data available



Horse/Jockey Name	Singular
Final Rank	2
Fastest Section Time (Section)	0:10.76 (1000m)
Top Speed [km/h] (Section)	69.5 (1000m)
Race State	Finished



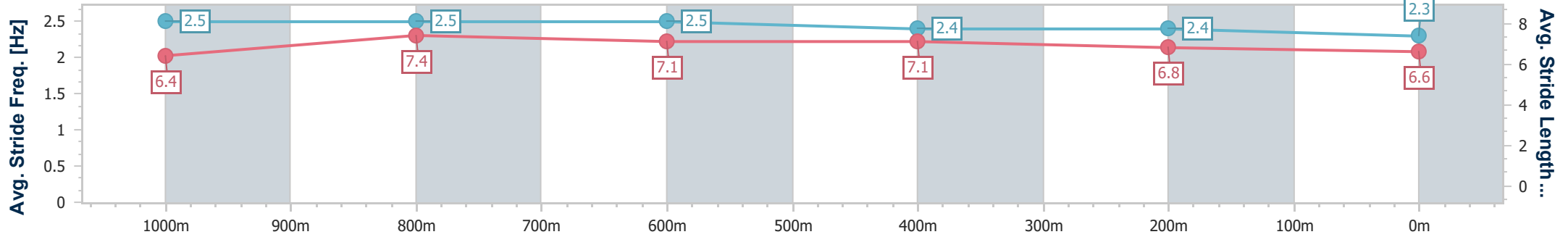
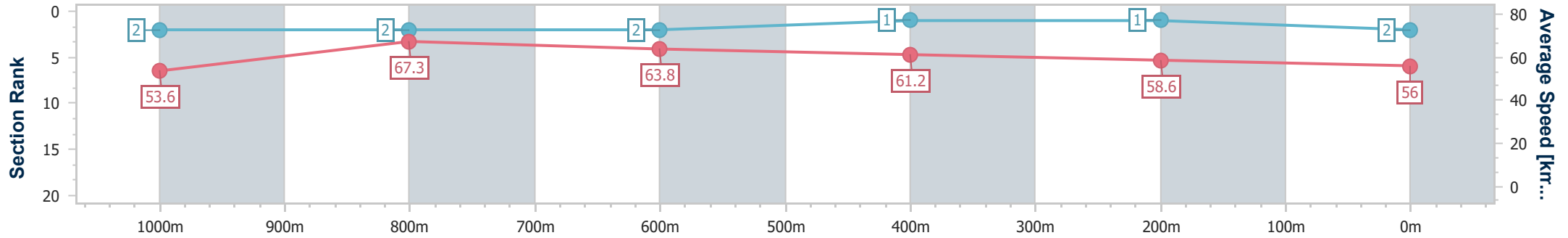
Aquis Park Gold Coast Poly QLD Professional
Race 7: OFFICIATING AT AQUIS BENCHMARK 58 Handicap - 1200m



01 February 2025 - 17:22

Track Rating: Synthetic, Weather: Fine, Rail Position: +0m Entire

Section	Overall	1000m	800m	600m	400m	200m
Section Times	1:12.49 [2] (0:13.46)	0:59.03 [2] (0:10.76)	0:48.27 [2] (0:11.31)	0:36.96 [2] (0:11.72)	0:25.24 [1] (0:12.31)	0:12.93 [1] (0:12.93)
Average Speed [km/h]	53.6	67.3	63.8	61.2	58.6	56.0
Top Speed [km/h]	67.3	69.5	65.1	63.9	59.9	57.8
Avg. Dist. to Rail [m]	2.4	1.8	0.9	0.7	3.0	6.0
Avg. Stride Freq. [Hz]	2.5	2.5	2.5	2.4	2.4	2.3
Avg. Stride Length [m]	6.4	7.4	7.1	7.1	6.8	6.6



- [] Ranking at each section and finish
- .-.- No data available at this section
- NA No data available



Horse/Jockey Name	Birmingham
Final Rank	3
Fastest Section Time (Section)	0:11.08 (1000m)
Top Speed [km/h] (Section)	65.7 (1000m)
Race State	Finished



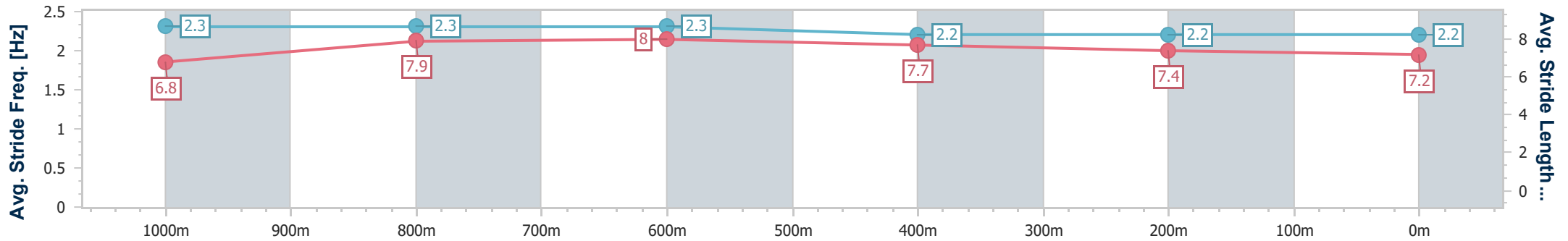
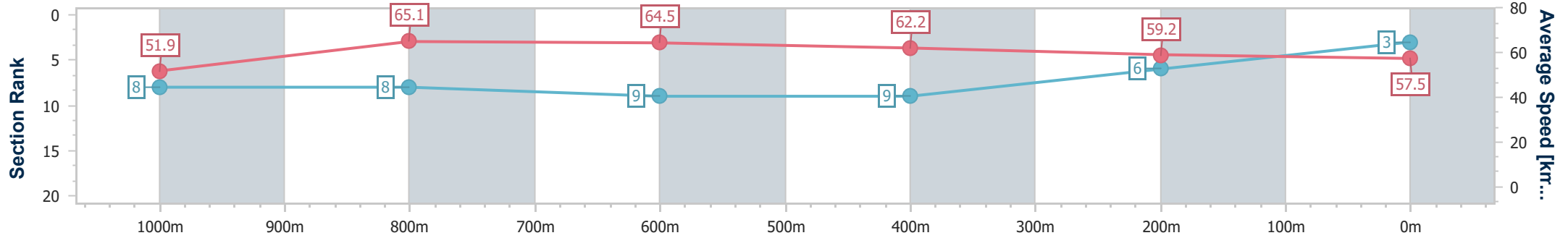
Aquis Park Gold Coast Poly QLD Professional
Race 7: OFFICIATING AT AQUIS BENCHMARK 58 Handicap - 1200m



01 February 2025 - 17:22

Track Rating: Synthetic, Weather: Fine, Rail Position: +0m Entire

Section	Overall	1000m	800m	600m	400m	200m
Section Times	1:12.55 [3] (0:13.88)	0:58.67 [8] (0:11.08)	0:47.59 [8] (0:11.21)	0:36.38 [9] (0:11.60)	0:24.78 [9] (0:12.25)	0:12.53 [6] (0:12.53)
Average Speed [km/h]	51.9	65.1	64.5	62.2	59.2	57.5
Top Speed [km/h]	63.9	65.7	65.4	64.9	60.2	59.5
Avg. Dist. to Rail [m]	1.6	1.1	0.6	0.5	4.5	4.5
Avg. Stride Freq. [Hz]	2.3	2.3	2.3	2.2	2.2	2.2
Avg. Stride Length [m]	6.8	7.9	8.0	7.7	7.4	7.2



- [] Ranking at each section and finish
- .-.- No data available at this section
- NA No data available



Horse/Jockey Name	Lord Vader
Final Rank	4
Fastest Section Time (Section)	0:11.10 (1000m)
Top Speed [km/h] (Section)	66.9 (800m)
Race State	Finished



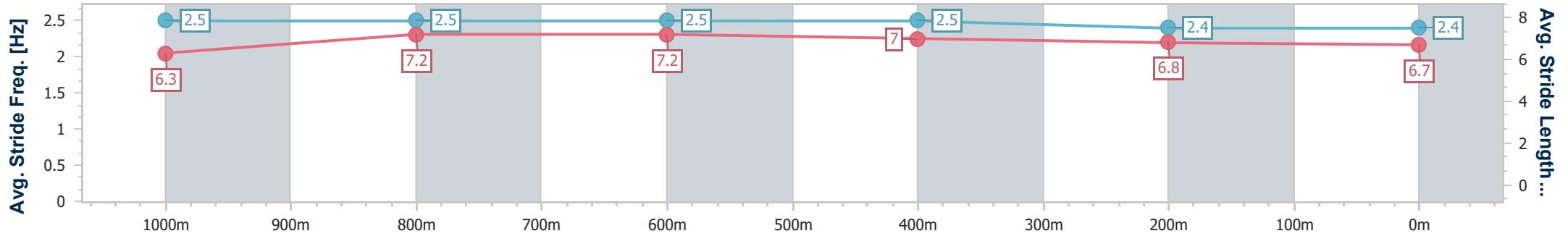
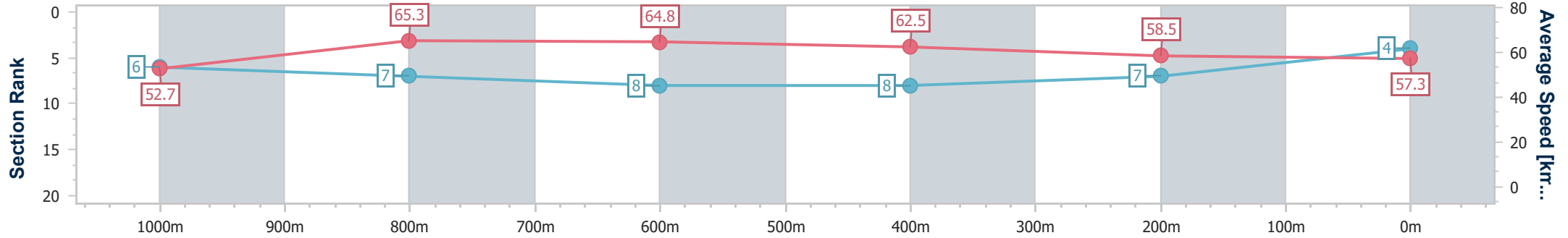
Aquis Park Gold Coast Poly QLD Professional
Race 7: OFFICIATING AT AQUIS BENCHMARK 58 Handicap - 1200m



01 February 2025 - 17:22

Track Rating: Synthetic, Weather: Fine, Rail Position: +0m Entire

Section	Overall	1000m	800m	600m	400m	200m
Section Times	1:12.78 [4] (0:13.71)	0:59.07 [6] (0:11.10)	0:47.97 [7] (0:11.32)	0:36.65 [8] (0:11.61)	0:25.04 [8] (0:12.34)	0:12.70 [7]
Average Speed [km/h]	52.7	65.3	64.8	62.5	58.5	57.3
Top Speed [km/h]	66.4	66.3	66.9	66.0	60.4	59.3
Avg. Dist. to Rail [m]	9.3	4.3	3.9	1.5	4.8	7.2
Avg. Stride Freq. [Hz]	2.5	2.5	2.5	2.5	2.4	2.4
Avg. Stride Length [m]	6.3	7.2	7.2	7.0	6.8	6.7



- [] Ranking at each section and finish
- .-.- No data available at this section
- NA No data available



Horse/Jockey Name	Viadelamore
Final Rank	5
Fastest Section Time (Section)	0:11.20 (1000m)
Top Speed [km/h] (Section)	65.6 (1000m)
Race State	Finished



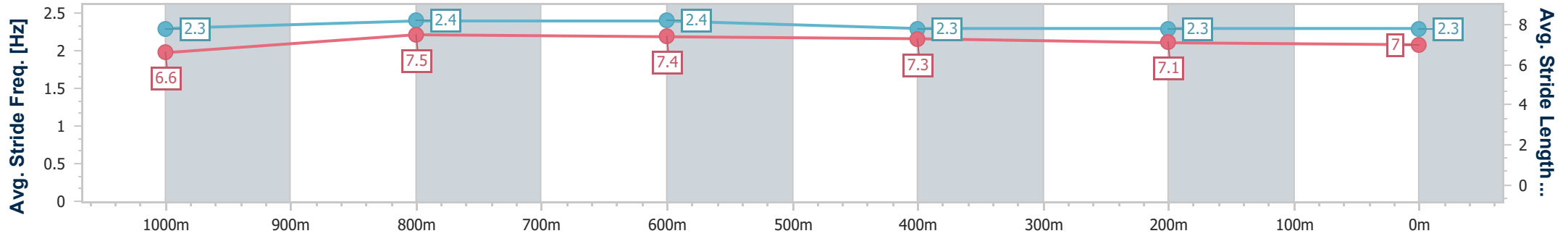
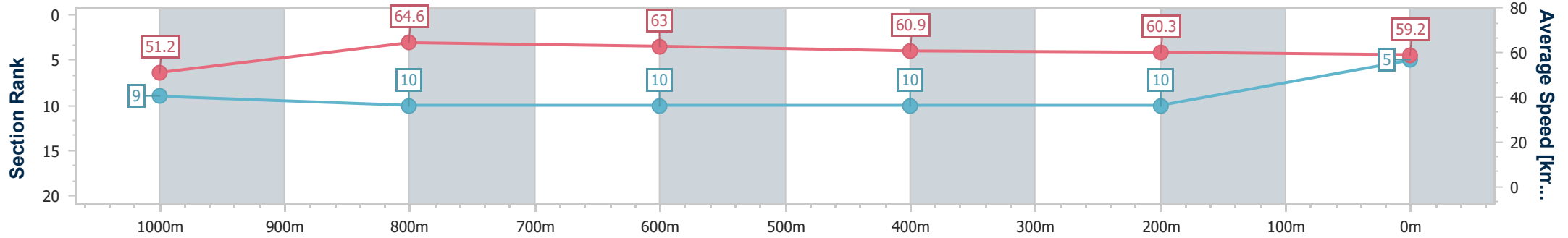
Aquis Park Gold Coast Poly QLD Professional
Race 7: OFFICIATING AT AQUIS BENCHMARK 58 Handicap - 1200m



01 February 2025 - 17:22

Track Rating: Synthetic, Weather: Fine, Rail Position: +0m Entire

Section	Overall	1000m	800m	600m	400m	200m
Section Times	1:12.80 [5] (0:14.06)	0:58.74 [9] (0:11.20)	0:47.54 [10] (0:11.48)	0:36.06 [10] (0:11.80)	0:24.26 [10] (0:12.01)	0:12.25 [10] (0:12.25)
Average Speed [km/h]	51.2	64.6	63.0	60.9	60.3	59.2
Top Speed [km/h]	64.2	65.6	64.3	63.1	61.2	59.8
Avg. Dist. to Rail [m]	1.1	1.0	1.3	0.8	2.8	4.7
Avg. Stride Freq. [Hz]	2.3	2.4	2.4	2.3	2.3	2.3
Avg. Stride Length [m]	6.6	7.5	7.4	7.3	7.1	7.0



- [] Ranking at each section and finish
- .-.- No data available at this section
- NA No data available



Horse/Jockey Name	Prometio Mas
Final Rank	6
Fastest Section Time (Section)	0:10.76 (1000m)
Top Speed [km/h] (Section)	68.6 (1000m)
Race State	Finished



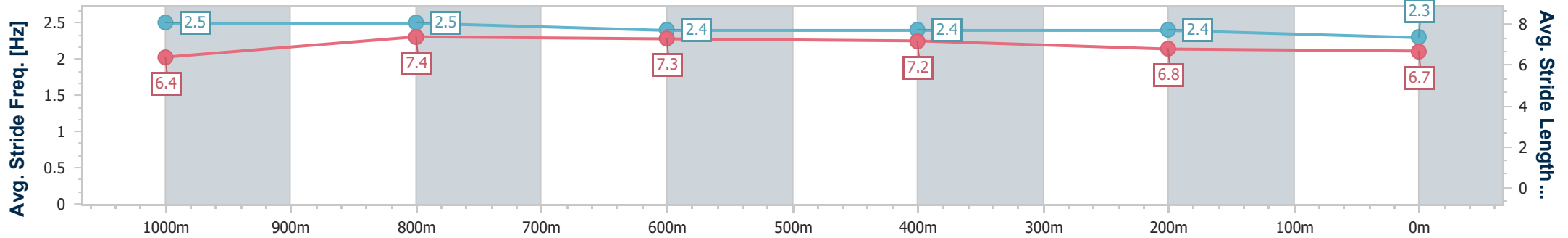
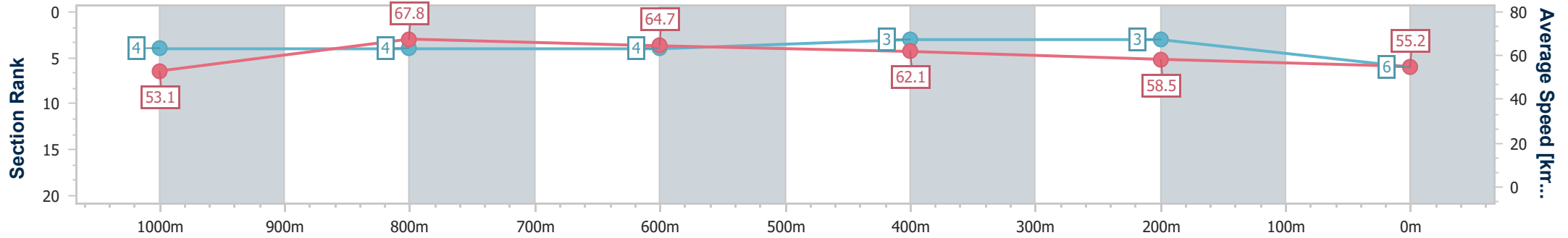
Aquis Park Gold Coast Poly QLD Professional
Race 7: OFFICIATING AT AQUIS BENCHMARK 58 Handicap - 1200m



01 February 2025 - 17:22

Track Rating: Synthetic, Weather: Fine, Rail Position: +0m Entire

Section	Overall	1000m	800m	600m	400m	200m
Section Times	1:12.85 [6] (0:13.59)	0:59.26 [4] (0:10.76)	0:48.50 [4] (0:11.30)	0:37.20 [4] (0:11.66)	0:25.54 [3] (0:12.41)	0:13.13 [3] (0:13.13)
Average Speed [km/h]	53.1	67.8	64.7	62.1	58.5	55.2
Top Speed [km/h]	68.2	68.6	66.5	64.1	60.0	57.9
Avg. Dist. to Rail [m]	8.9	6.1	2.7	1.4	4.7	7.8
Avg. Stride Freq. [Hz]	2.5	2.5	2.4	2.4	2.4	2.3
Avg. Stride Length [m]	6.4	7.4	7.3	7.2	6.8	6.7



- [] Ranking at each section and finish
- .-.- No data available at this section
- NA No data available



Horse/Jockey Name	Rum Diary
Final Rank	7
Fastest Section Time (Section)	0:11.04 (1000m)
Top Speed [km/h] (Section)	67.2 (1000m)
Race State	Finished



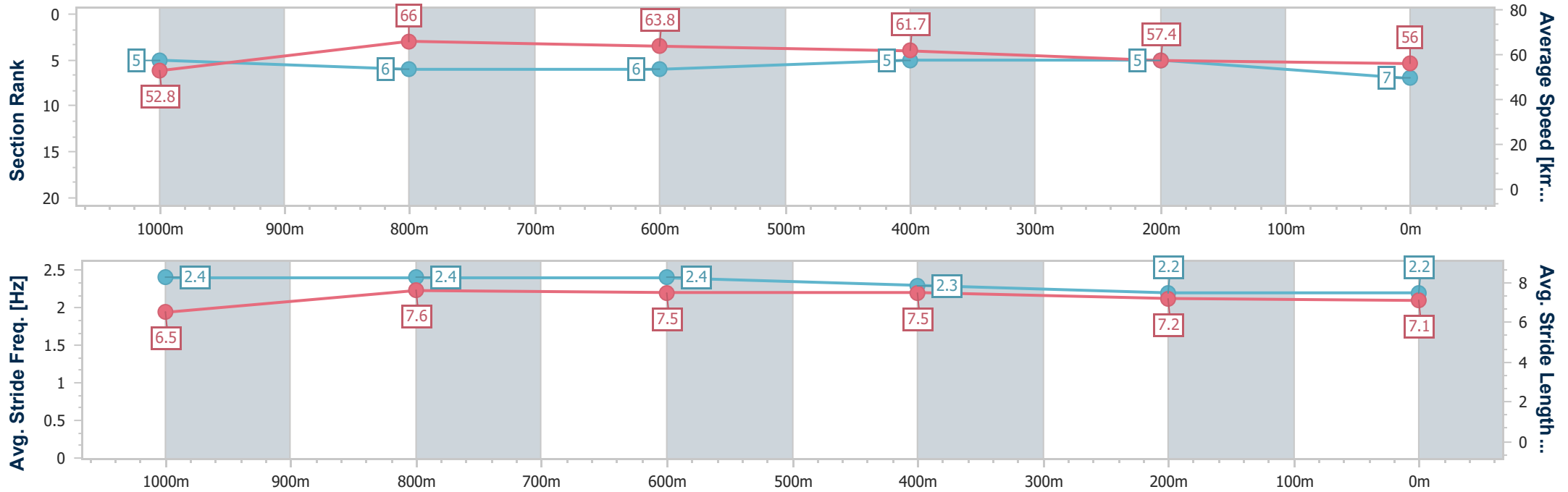
Aquis Park Gold Coast Poly QLD Professional
 Race 7: OFFICIATING AT AQUIS BENCHMARK 58 Handicap - 1200m



01 February 2025 - 17:22

Track Rating: Synthetic, Weather: Fine, Rail Position: +0m Entire

Section	Overall	1000m	800m	600m	400m	200m
Section Times	1:12.94 [7] (0:13.63)	0:59.31 [5] (0:11.04)	0:48.27 [6] (0:11.28)	0:36.99 [6] (0:11.52)	0:25.47 [5] (0:12.53)	0:12.94 [5] (0:12.94)
Average Speed [km/h]	52.8	66.0	63.8	61.7	57.4	56.0
Top Speed [km/h]	66.5	67.2	64.6	64.7	58.9	57.6
Avg. Dist. to Rail [m]	4.5	3.9	1.5	2.4	1.7	3.0
Avg. Stride Freq. [Hz]	2.4	2.4	2.4	2.3	2.2	2.2
Avg. Stride Length [m]	6.5	7.6	7.5	7.5	7.2	7.1



- [] Ranking at each section and finish
- .-.-.- No data available at this section
- NA No data available



Horse/Jockey Name	Snowy Finn
Final Rank	8
Fastest Section Time (Section)	0:10.88 (1000m)
Top Speed [km/h] (Section)	67.8 (1000m)
Race State	Finished



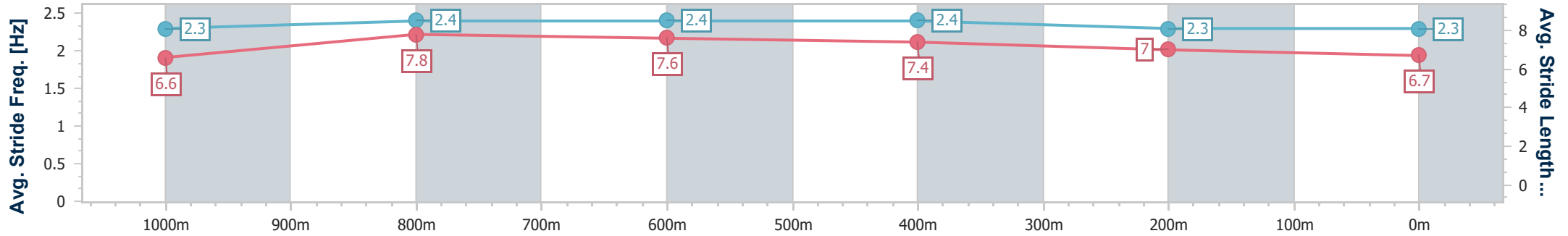
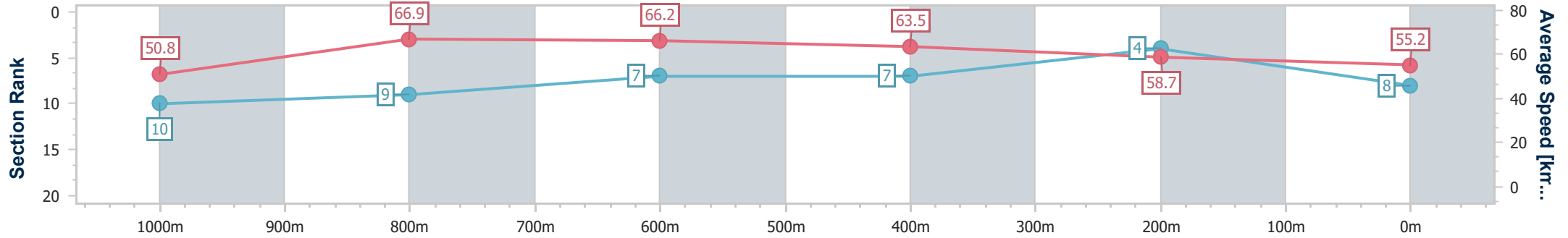
Aquis Park Gold Coast Poly QLD Professional
Race 7: OFFICIATING AT AQUIS BENCHMARK 58 Handicap - 1200m



01 February 2025 - 17:22

Track Rating: Synthetic, Weather: Fine, Rail Position: +0m Entire

Section	Overall	1000m	800m	600m	400m	200m
Section Times	1:13.10 [8] (0:14.16)	0:58.94 [10] (0:10.88)	0:48.06 [9] (0:11.06)	0:37.00 [7] (0:11.47)	0:25.53 [7] (0:12.39)	0:13.14 [4] (0:13.14)
Average Speed [km/h]	50.8	66.9	66.2	63.5	58.7	55.2
Top Speed [km/h]	66.2	67.8	67.2	66.3	60.7	57.1
Avg. Dist. to Rail [m]	5.8	3.1	3.5	2.6	6.8	9.9
Avg. Stride Freq. [Hz]	2.3	2.4	2.4	2.4	2.3	2.3
Avg. Stride Length [m]	6.6	7.8	7.6	7.4	7.0	6.7



- [] Ranking at each section and finish
- .-.- No data available at this section
- NA No data available



Horse/Jockey Name	Rock Lobster
Final Rank	9
Fastest Section Time (Section)	0:10.80 (1000m)
Top Speed [km/h] (Section)	68.0 (1000m)
Race State	Finished



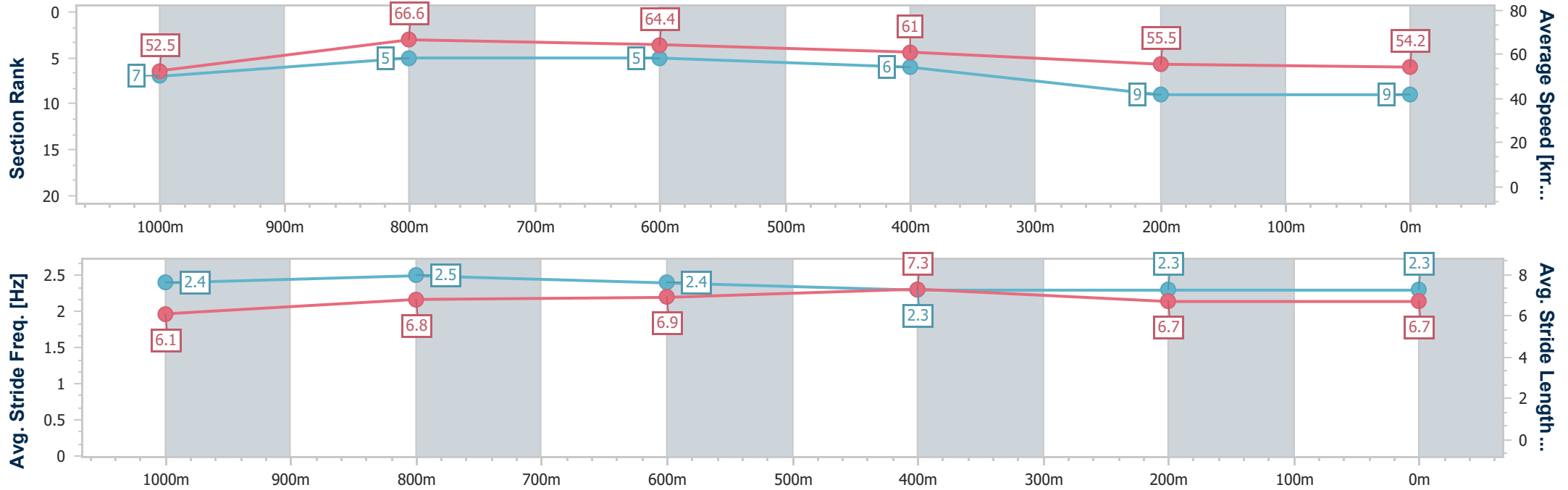
Aquis Park Gold Coast Poly QLD Professional
Race 7: OFFICIATING AT AQUIS BENCHMARK 58 Handicap - 1200m



01 February 2025 - 17:22

Track Rating: Synthetic, Weather: Fine, Rail Position: +0m Entire

Section	Overall	1000m	800m	600m	400m	200m
Section Times	1:13.80 [9] (0:13.76)	1:00.04 [7] (0:10.80)	0:49.24 [5] (0:11.18)	0:38.06 [5] (0:11.78)	0:26.28 [6] (0:13.02)	0:13.26 [9] (0:13.26)
Average Speed [km/h]	52.5	66.6	64.4	61.0	55.5	54.2
Top Speed [km/h]	65.7	68.0	66.4	64.0	57.5	56.0
Avg. Dist. to Rail [m]	6.7	2.2	0.3	0.3	1.0	1.4
Avg. Stride Freq. [Hz]	2.4	2.5	2.4	2.3	2.3	2.3
Avg. Stride Length [m]	6.1	6.8	6.9	7.3	6.7	6.7



- [] Ranking at each section and finish
- .-.- No data available at this section
- NA No data available



Horse/Jockey Name	Epic Flash
Final Rank	10
Fastest Section Time (Section)	0:10.67 (1000m)
Top Speed [km/h] (Section)	68.9 (Overall)
Race State	Finished



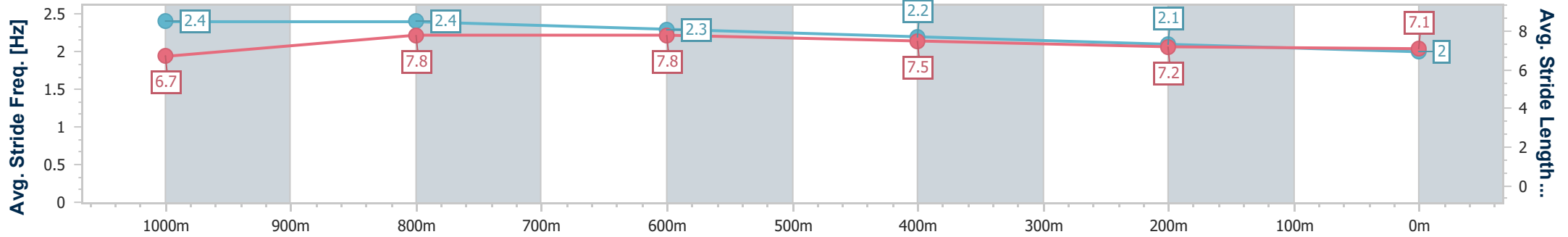
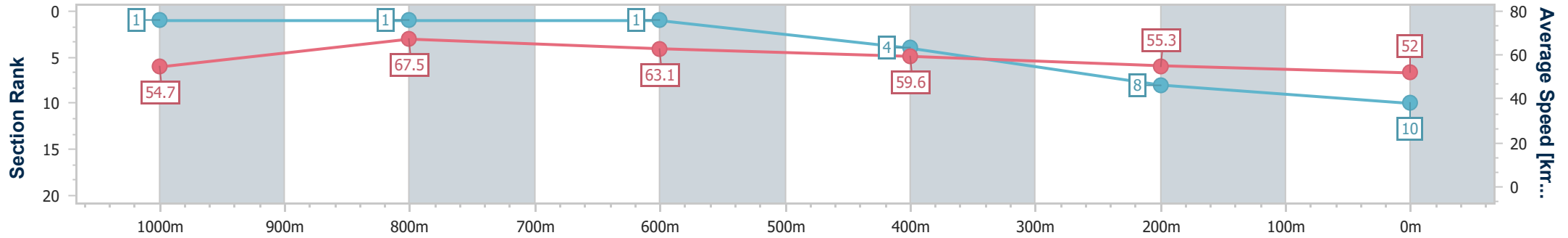
Aquis Park Gold Coast Poly QLD Professional
Race 7: OFFICIATING AT AQUIS BENCHMARK 58 Handicap - 1200m



01 February 2025 - 17:22

Track Rating: Synthetic, Weather: Fine, Rail Position: +0m Entire

Section	Overall	1000m	800m	600m	400m	200m
Section Times	1:14.31 [10] (0:13.17)	1:01.14 [1] (0:10.67)	0:50.47 [1] (0:11.44)	0:39.03 [1] (0:12.07)	0:26.96 [4] (0:13.04)	0:13.92 [8] (0:13.92)
Average Speed [km/h]	54.7	67.5	63.1	59.6	55.3	52.0
Top Speed [km/h]	68.9	68.8	64.4	61.8	56.7	53.9
Avg. Dist. to Rail [m]	4.9	0.6	0.5	0.2	0.9	3.2
Avg. Stride Freq. [Hz]	2.4	2.4	2.3	2.2	2.1	2.0
Avg. Stride Length [m]	6.7	7.8	7.8	7.5	7.2	7.1



- [] Ranking at each section and finish
- .-.- No data available at this section
- NA No data available