



# Sunshine Coast QLD Professional

## Race 7: TAB BENCHMARK 62 Handicap - 1600m



31 January 2025 - 21:36

Track Rating: Good 4, Weather: Fine, Rail Position: +3m Entire

Section		Overall	1400m	1200m	1000m	800m	600m	400m	Last 600m				
Field Times		1:38.03 (0:13.62)	1:24.41 (0:11.35)	1:13.06 (0:11.82)	1:01.24 (0:12.21)	0:49.03 (0:12.51)	0:36.52 (0:12.14)	0:24.38 (0:11.99)	0:36.52				
Rank	TAB Horse/Jockey	Barrier	Top Speed [km/h]	Fastest Section									Distance Travelled [m]
1	1 RIVIERA BLUE Jace McMurray	5	63.4 1400m	0:11.64 400m	1:38.03 [1] (0:14.02)	1:24.01 [5] (0:11.74)	1:12.27 [6] (0:11.69)	1:00.58 [6] (0:12.27)	0:48.31 [6] (0:12.37)	0:35.94 [6] (0:12.23)	0:23.71 [6] (0:11.64)	0:35.94	
2	2 RUSSIAN MYSTIC Luke Dempsey	3	64.9 Overall	0:11.45 1400m	1:38.36 [2] (0:14.01)	1:24.35 [4] (0:11.45)	1:12.90 [4] (0:11.76)	1:01.14 [4] (0:12.25)	0:48.89 [4] (0:12.42)	0:36.47 [4] (0:12.15)	0:24.32 [4] (0:11.74)	0:36.47	+0
3	6 LAVONI Samantha Collett	1	63.9 1400m	0:11.47 1400m	1:38.47 [3] (0:13.80)	1:24.67 [3] (0:11.47)	1:13.20 [3] (0:11.82)	1:01.38 [3] (0:12.26)	0:49.12 [3] (0:12.43)	0:36.69 [3] (0:12.18)	0:24.51 [3] (0:11.91)	0:36.69	-4
4	7 TOKYO BANDIT Cejay Graham	6	64.8 Overall	0:11.35 1400m	1:38.54 [4] (0:13.62)	1:24.92 [1] (0:11.35)	1:13.57 [1] (0:11.82)	1:01.75 [1] (0:12.21)	0:49.54 [1] (0:12.51)	0:37.03 [1] (0:12.14)	0:24.89 [1] (0:11.99)	0:37.03	-3
5	3 CLIPPER SHIP James Orman	4	65.1 Overall	0:11.50 1400m	1:38.54 [5] (0:14.09)	1:24.45 [6] (0:11.50)	1:12.95 [5] (0:11.74)	1:01.21 [5] (0:12.28)	0:48.93 [5] (0:12.42)	0:36.51 [5] (0:12.16)	0:24.35 [5] (0:11.88)	0:36.51	-3
6	4 MIDNIGHT DRIFTER Jake Bayliss	2	64.4 Overall	0:11.42 1400m	1:38.94 [6] (0:13.76)	1:25.18 [2] (0:11.42)	1:13.76 [2] (0:11.76)	1:02.00 [2] (0:12.25)	0:49.75 [2] (0:12.43)	0:37.32 [2] (0:12.18)	0:25.14 [2] (0:12.02)	0:37.32	+2

Scratched: Gulf Of Saros (#8), Smart Action (#5)

[ ] Ranking at each section and finish  
 -:-:- No data available at this section  
 NA No data available

SCN Saddle cloth number  
 DNF Did not finish  
 DNT Did not track



**Sunshine Coast QLD Professional**  
**Race 7: TAB BENCHMARK 62 Handicap - 1600m**  
**31 January 2025 - 21:36**



Track Rating: Good 4, Weather: Fine, Rail Position: +3m Entire

Section				200m				Last 600m	
Field Times				0:12.39 (0:12.39)				0:36.52	
Rank	TAB	Horse/Jockey	Barrier	Top Speed [km/h]	Fastest Section	Margin			Distance Travelled [m]
1	1	<b>RIVIERA BLUE</b> Jace McMurray	5	63.4 1400m	0:11.64 400m	0:12.07 [5] (0:12.07)	1:38.03		0:35.94
2	2	<b>RUSSIAN MYSTIC</b> Luke Dempsey	3	64.9 Overall	0:11.45 1400m	0:12.58 [2] (0:12.58)	1.8L		0:36.47 +0
3	6	<b>LAVONI</b> Samantha Collett	1	63.9 1400m	0:11.47 1400m	0:12.60 [4] (0:12.60)	2.3L		0:36.69 -4
4	7	<b>TOKYO BANDIT</b> Cejay Graham	6	64.8 Overall	0:11.35 1400m	0:12.90 [1] (0:12.90)	2.6L		0:37.03 -3
5	3	<b>CLIPPER SHIP</b> James Orman	4	65.1 Overall	0:11.50 1400m	0:12.47 [6] (0:12.47)	2.7L		0:36.51 -3
6	4	<b>MIDNIGHT DRIFTER</b> Jake Bayliss	2	64.4 Overall	0:11.42 1400m	0:13.12 [3] (0:13.12)	5L		0:37.32 +2

Scratched: Gulf Of Saros (#8), Smart Action (#5)

[ ] Ranking at each section and finish  
 -:-:-:- No data available at this section  
 NA No data available

SCN Saddle cloth number  
 DNF Did not finish  
 DNT Did not track



Horse/Jockey Name	Riviera Blue
Final Rank	1
Fastest Section Time (Section)	0:11.64 (400m)
Top Speed [km/h] (Section)	63.4 (1400m)
Race State	Finished



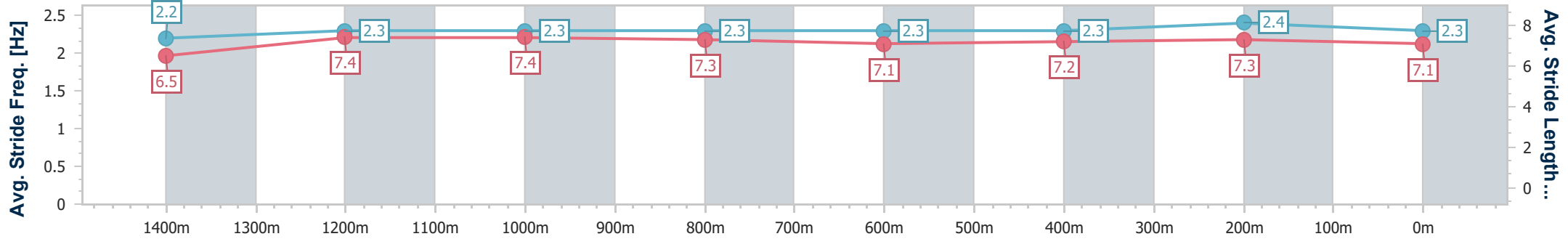
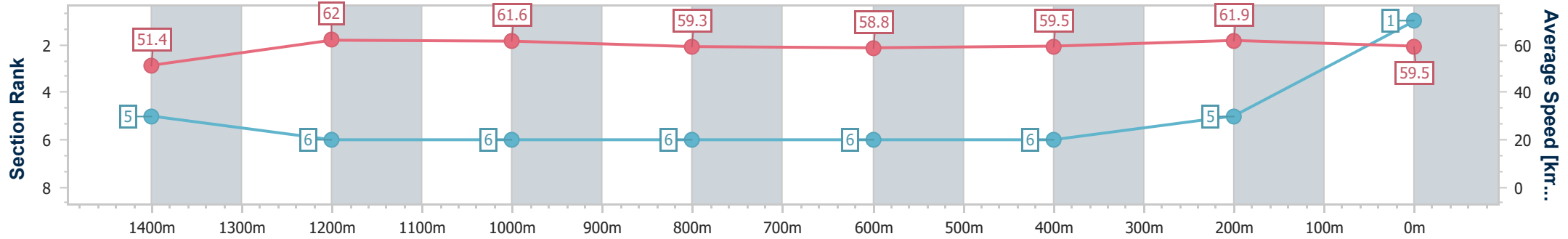
Sunshine Coast QLD Professional  
Race 7: TAB BENCHMARK 62 Handicap - 1600m



31 January 2025 - 21:36

Track Rating: Good 4, Weather: Fine, Rail Position: +3m Entire

Section	Overall	1400m	1200m	1000m	800m	600m	400m	200m
Section Times	1:38.03 [1] (0:14.02)	1:24.01 [5] (0:11.74)	1:12.27 [6] (0:11.69)	1:00.58 [6] (0:12.27)	0:48.31 [6] (0:12.37)	0:35.94 [6] (0:12.23)	0:23.71 [6] (0:11.64)	0:12.07 [5] (0:12.07)
Average Speed [km/h]	51.4	62.0	61.6	59.3	58.8	59.5	61.9	59.5
Top Speed [km/h]	63.4	63.4	62.7	60.0	60.4	61.4	63.2	62.6
Avg. Dist. to Rail [m]	6.9	3.9	3.3	3.1	2.3	1.4	3.7	6.0
Avg. Stride Freq. [Hz]	2.2	2.3	2.3	2.3	2.3	2.3	2.4	2.3
Avg. Stride Length [m]	6.5	7.4	7.4	7.3	7.1	7.2	7.3	7.1



- [ ] Ranking at each section and finish
- .-.- No data available at this section
- NA No data available



Horse/Jockey Name	Russian Mystic
Final Rank	2
Fastest Section Time (Section)	0:11.45 (1400m)
Top Speed [km/h] (Section)	64.9 (Overall)
Race State	Finished



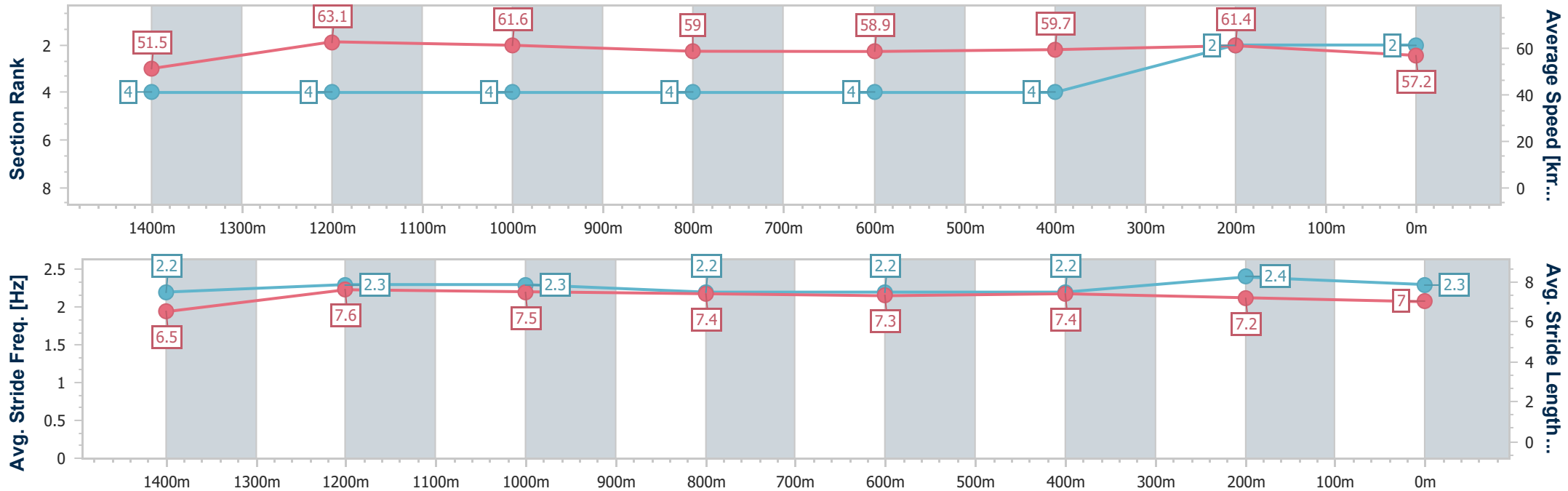
Sunshine Coast QLD Professional  
Race 7: TAB BENCHMARK 62 Handicap - 1600m



31 January 2025 - 21:36

Track Rating: Good 4, Weather: Fine, Rail Position: +3m Entire

Section	Overall	1400m	1200m	1000m	800m	600m	400m	200m
Section Times	1:38.36 [2] (0:14.01)	1:24.35 [4] (0:11.45)	1:12.90 [4] (0:11.76)	1:01.14 [4] (0:12.25)	0:48.89 [4] (0:12.42)	0:36.47 [4] (0:12.15)	0:24.32 [4] (0:11.74)	0:12.58 [2] (0:12.58)
Average Speed [km/h]	51.5	63.1	61.6	59.0	58.9	59.7	61.4	57.2
Top Speed [km/h]	64.9	64.8	62.9	60.1	59.2	61.9	62.2	60.4
Avg. Dist. to Rail [m]	4.6	3.0	3.2	3.0	2.3	1.6	3.7	4.8
Avg. Stride Freq. [Hz]	2.2	2.3	2.3	2.2	2.2	2.2	2.4	2.3
Avg. Stride Length [m]	6.5	7.6	7.5	7.4	7.3	7.4	7.2	7.0



- [ ] Ranking at each section and finish
- .-.- No data available at this section
- NA No data available



Horse/Jockey Name	Lavoni
Final Rank	3
Fastest Section Time (Section)	0:11.47 (1400m)
Top Speed [km/h] (Section)	63.9 (1400m)
Race State	Finished



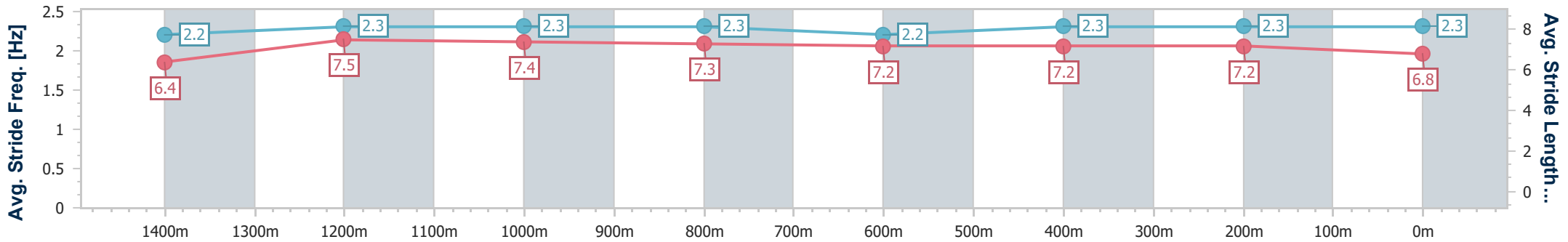
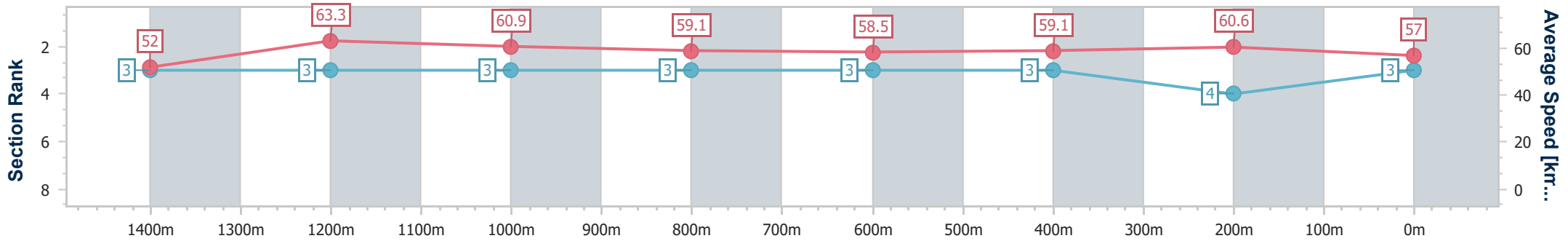
Sunshine Coast QLD Professional  
Race 7: TAB BENCHMARK 62 Handicap - 1600m



31 January 2025 - 21:36

Track Rating: Good 4, Weather: Fine, Rail Position: +3m Entire

Section	Overall	1400m	1200m	1000m	800m	600m	400m	200m
Section Times	1:38.47 [3] (0:13.80)	1:24.67 [3] (0:11.47)	1:13.20 [3] (0:11.82)	1:01.38 [3] (0:12.26)	0:49.12 [3] (0:12.43)	0:36.69 [3] (0:12.18)	0:24.51 [3] (0:11.91)	0:12.60 [4] (0:12.60)
Average Speed [km/h]	52.0	63.3	60.9	59.1	58.5	59.1	60.6	57.0
Top Speed [km/h]	63.8	63.9	62.6	59.9	59.0	60.4	61.5	59.2
Avg. Dist. to Rail [m]	3.5	2.1	2.2	2.0	1.4	0.4	0.3	1.7
Avg. Stride Freq. [Hz]	2.2	2.3	2.3	2.3	2.2	2.3	2.3	2.3
Avg. Stride Length [m]	6.4	7.5	7.4	7.3	7.2	7.2	7.2	6.8



- [ ] Ranking at each section and finish
- .-.- No data available at this section
- NA No data available



Horse/Jockey Name	Tokyo Bandit
Final Rank	4
Fastest Section Time (Section)	0:11.35 (1400m)
Top Speed [km/h] (Section)	64.8 (Overall)
Race State	Finished



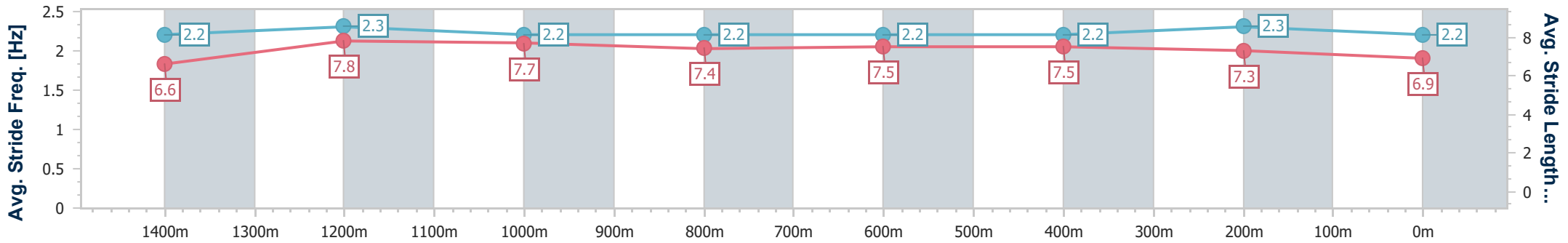
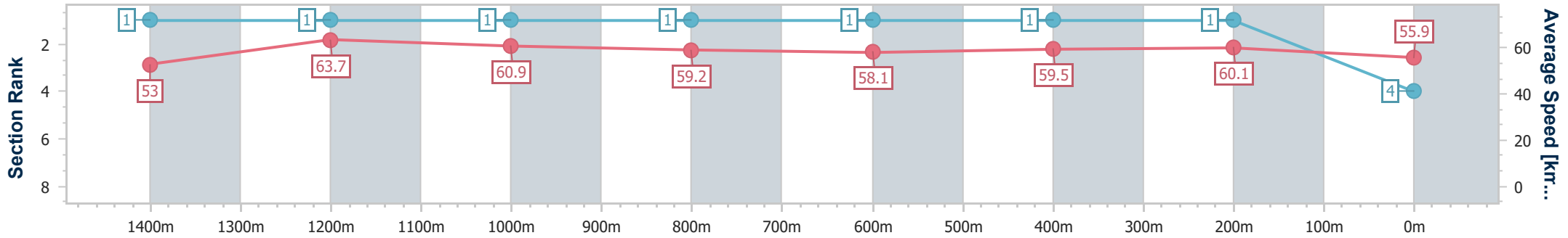
Sunshine Coast QLD Professional  
Race 7: TAB BENCHMARK 62 Handicap - 1600m



31 January 2025 - 21:36

Track Rating: Good 4, Weather: Fine, Rail Position: +3m Entire

Section	Overall	1400m	1200m	1000m	800m	600m	400m	200m
Section Times	1:38.54 [4] (0:13.62)	1:24.92 [1] (0:11.35)	1:13.57 [1] (0:11.82)	1:01.75 [1] (0:12.21)	0:49.54 [1] (0:12.51)	0:37.03 [1] (0:12.14)	0:24.89 [1] (0:11.99)	0:12.90 [1] (0:12.90)
Average Speed [km/h]	53.0	63.7	60.9	59.2	58.1	59.5	60.1	55.9
Top Speed [km/h]	64.8	64.6	62.6	60.8	59.2	60.5	60.9	58.3
Avg. Dist. to Rail [m]	7.7	1.6	1.4	1.6	1.4	0.4	0.4	0.9
Avg. Stride Freq. [Hz]	2.2	2.3	2.2	2.2	2.2	2.2	2.3	2.2
Avg. Stride Length [m]	6.6	7.8	7.7	7.4	7.5	7.5	7.3	6.9



- [ ] Ranking at each section and finish
- .-.-.- No data available at this section
- NA No data available



Horse/Jockey Name	Clipper Ship
Final Rank	5
Fastest Section Time (Section)	0:11.50 (1400m)
Top Speed [km/h] (Section)	65.1 (Overall)
Race State	Finished



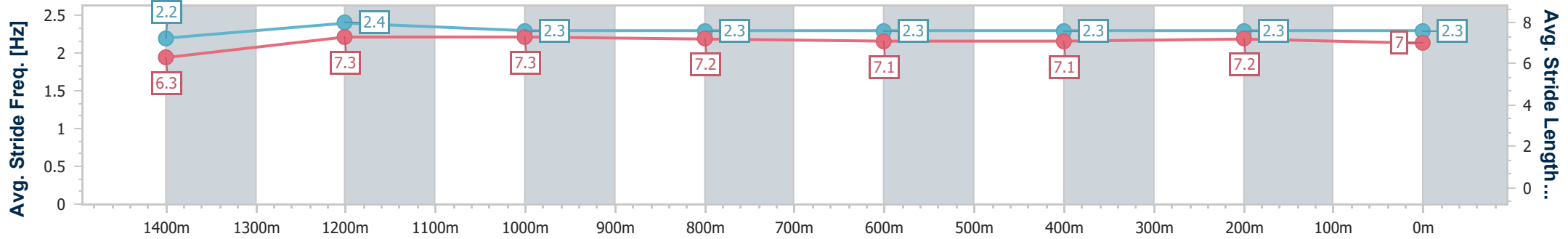
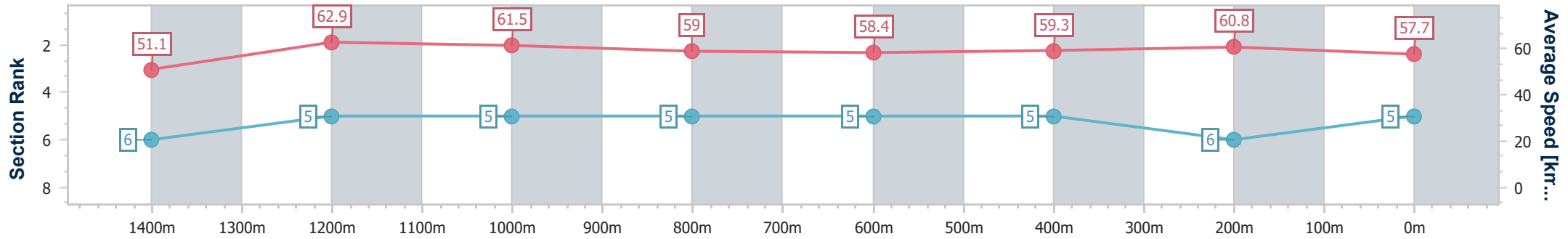
Sunshine Coast QLD Professional  
Race 7: TAB BENCHMARK 62 Handicap - 1600m



31 January 2025 - 21:36

Track Rating: Good 4, Weather: Fine, Rail Position: +3m Entire

Section	Overall	1400m	1200m	1000m	800m	600m	400m	200m
Section Times	1:38.54 [5] (0:14.09)	1:24.45 [6] (0:11.50)	1:12.95 [5] (0:11.74)	1:01.21 [5] (0:12.28)	0:48.93 [5] (0:12.42)	0:36.51 [5] (0:12.16)	0:24.35 [5] (0:11.88)	0:12.47 [6] (0:12.47)
Average Speed [km/h]	51.1	62.9	61.5	59.0	58.4	59.3	60.8	57.7
Top Speed [km/h]	65.1	64.2	62.6	59.8	59.1	60.7	62.5	59.1
Avg. Dist. to Rail [m]	4.9	2.1	2.2	2.1	1.3	0.5	1.6	4.5
Avg. Stride Freq. [Hz]	2.2	2.4	2.3	2.3	2.3	2.3	2.3	2.3
Avg. Stride Length [m]	6.3	7.3	7.3	7.2	7.1	7.1	7.2	7.0



- [ ] Ranking at each section and finish
- .-.- No data available at this section
- NA No data available



Horse/Jockey Name	Midnight Drifter
Final Rank	6
Fastest Section Time (Section)	0:11.42 (1400m)
Top Speed [km/h] (Section)	64.4 (Overall)
Race State	Finished



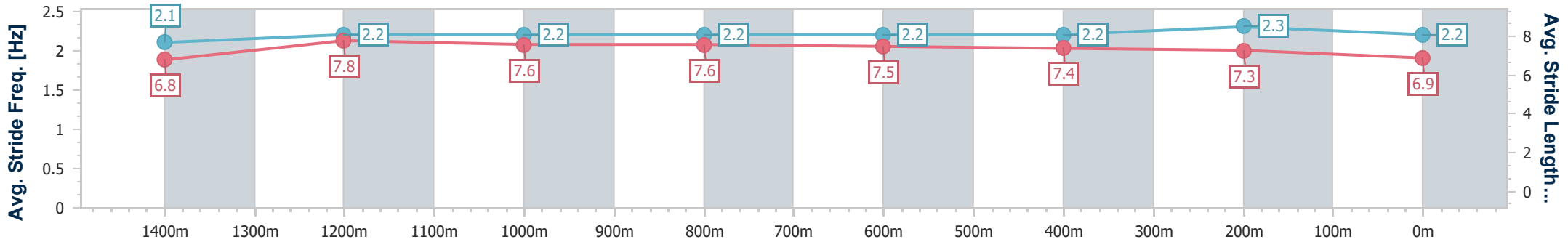
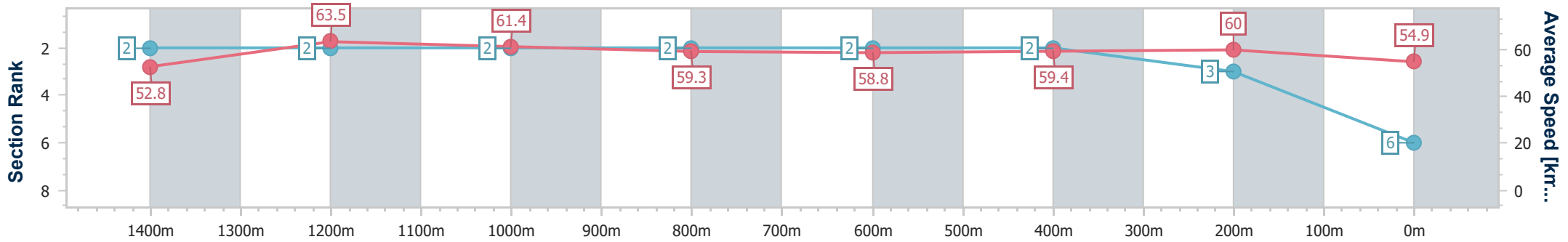
Sunshine Coast QLD Professional  
Race 7: TAB BENCHMARK 62 Handicap - 1600m



31 January 2025 - 21:36

Track Rating: Good 4, Weather: Fine, Rail Position: +3m Entire

Section	Overall	1400m	1200m	1000m	800m	600m	400m	200m
Section Times	1:38.94 [6] (0:13.76)	1:25.18 [2] (0:11.42)	1:13.76 [2] (0:11.76)	1:02.00 [2] (0:12.25)	0:49.75 [2] (0:12.43)	0:37.32 [2] (0:12.18)	0:25.14 [2] (0:12.02)	0:13.12 [3] (0:13.12)
Average Speed [km/h]	52.8	63.5	61.4	59.3	58.8	59.4	60.0	54.9
Top Speed [km/h]	64.4	64.3	63.0	60.1	59.1	60.5	60.8	57.8
Avg. Dist. to Rail [m]	4.7	3.4	3.6	3.1	2.3	1.4	1.5	3.1
Avg. Stride Freq. [Hz]	2.1	2.2	2.2	2.2	2.2	2.2	2.3	2.2
Avg. Stride Length [m]	6.8	7.8	7.6	7.6	7.5	7.4	7.3	6.9



- [ ] Ranking at each section and finish
- .-.- No data available at this section
- NA No data available