



Sunshine Coast QLD Professional
Race 6: MULTIMEAT AUSTRALIA Class 5 Handicap - 1400m
31 January 2025 - 21:10



Track Rating: Good 4, Weather: Fine, Rail Position: +3m Entire

Section		Field Times											
		Overall	1200m	1000m	800m	600m	400m	Last 600m					
		1:25.83 (0:14.12)	1:11.71 (0:11.82)	0:59.89 (0:11.97)	0:47.92 (0:12.14)	0:35.78 (0:11.94)	0:23.84 (0:11.43)	0:35.78					
Rank	TAB Horse/Jockey	Barrier	Top Speed [km/h]	Fastest Section									Distance Travelled [m]
1	7 TAVISTORM Kyle Wilson-Taylor	1	64.4 400m	0:11.45 400m	1:25.83 [1] (0:14.51)	1:11.32 [5] (0:11.87)	0:59.45 [4] (0:11.98)	0:47.47 [4] (0:11.96)	0:35.51 [4] (0:11.78)	0:23.73 [3] (0:11.45)	0:35.51		
2	4 AMERICAN PRESIDENT Luke Tarrant	5	64.1 600m	0:11.42 400m	1:25.91 [2] (0:14.72)	1:11.19 [6] (0:11.95)	0:59.24 [6] (0:12.07)	0:47.17 [6] (0:11.96)	0:35.21 [6] (0:11.58)	0:23.63 [6] (0:11.42)	0:35.21 +5		
3	2 PRIME ASSET Michael Rodd	6	63.9 1200m	0:11.46 400m	1:25.92 [3] (0:14.12)	1:11.80 [1] (0:11.82)	0:59.98 [1] (0:11.97)	0:48.01 [1] (0:12.14)	0:35.87 [1] (0:11.94)	0:23.93 [1] (0:11.46)	0:35.87 -1		
4	3 BILLIONAIRE BABY Bailey Wheeler	4	65.0 400m	0:11.39 400m	1:25.94 [4] (0:14.23)	1:11.71 [2] (0:11.93)	0:59.78 [3] (0:11.96)	0:47.82 [2] (0:11.97)	0:35.85 [2] (0:11.94)	0:23.91 [2] (0:11.39)	0:35.85 +1		
5	5 TYNDRUM GOLD Ron Stewart	3	63.8 400m	0:11.39 400m	1:26.15 [5] (0:14.23)	1:11.92 [3] (0:11.89)	1:00.03 [2] (0:12.02)	0:48.01 [3] (0:12.15)	0:35.86 [3] (0:11.94)	0:23.92 [5] (0:11.39)	0:35.86 +0		
6	6 AIR MARSHAL Jag Guthmann-Chester	2	64.3 400m	0:11.38 400m	1:26.18 [6] (0:14.44)	1:11.74 [4] (0:11.94)	0:59.80 [5] (0:12.01)	0:47.79 [5] (0:12.07)	0:35.72 [5] (0:11.74)	0:23.98 [4] (0:11.38)	0:35.72 +1		

Scratched: Riviera Blue (#8), Our Magnus (#1)

[] Ranking at each section and finish
 -:-:- No data available at this section
 NA No data available

SCN Saddle cloth number
 DNF Did not finish
 DNT Did not track



Sunshine Coast QLD Professional
Race 6: MULTIMEAT AUSTRALIA Class 5 Handicap - 1400m
 31 January 2025 - 21:10



Track Rating: Good 4, Weather: Fine, Rail Position: +3m Entire

Section							200m			Last 600m
Field Times							0:12.41 (0:12.41)			0:35.78
Rank	TAB	Horse/Jockey	Barrier	Top Speed [km/h]	Fastest Section	Margin			Distance Travelled [m]	
1	7	TAVISTORM Kyle Wilson-Taylor	1	64.4 400m	0:11.45 400m	0:12.28 [3] (0:12.28)	1:25.83			0:35.51
2	4	AMERICAN PRESIDENT Luke Tarrant	5	64.1 600m	0:11.42 400m	0:12.21 [6] (0:12.21)	0.4L			0:35.21 +5
3	2	PRIME ASSET Michael Rodd	6	63.9 1200m	0:11.46 400m	0:12.47 [2] (0:12.47)	0.5L			0:35.87 -1
4	3	BILLIONAIRE BABY Bailey Wheeler	4	65.0 400m	0:11.39 400m	0:12.52 [1] (0:12.52)	0.6L			0:35.85 +1
5	5	TYNDRUM GOLD Ron Stewart	3	63.8 400m	0:11.39 400m	0:12.53 [5] (0:12.53)	1.6L			0:35.86 +0
6	6	AIR MARSHAL Jag Guthmann-Chester	2	64.3 400m	0:11.38 400m	0:12.60 [4] (0:12.60)	1.7L			0:35.72 +1

Scratched: Riviera Blue (#8), Our Magnus (#1)

[] Ranking at each section and finish
 -:-:- No data available at this section
 NA No data available

SCN Saddle cloth number
 DNF Did not finish
 DNT Did not track



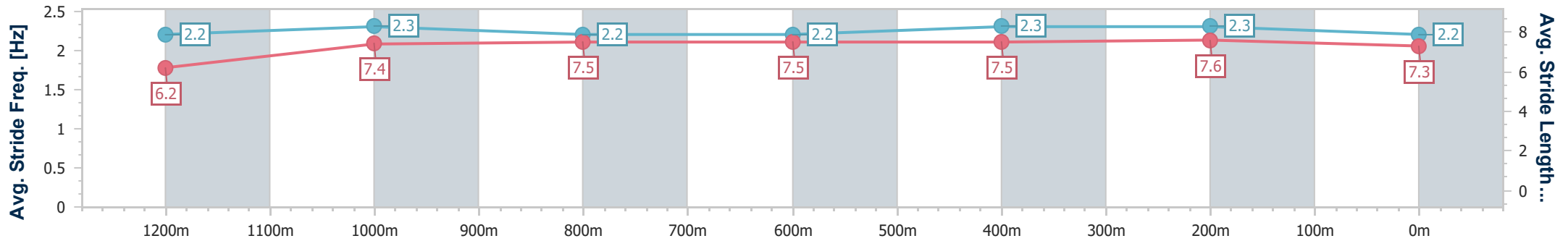
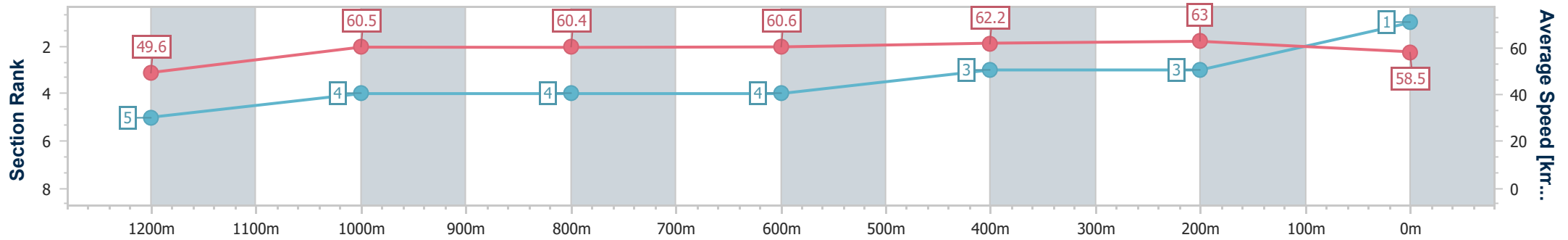
Horse/Jockey Name	Tavistorm
Final Rank	1
Fastest Section Time (Section)	0:11.45 (400m)
Top Speed [km/h] (Section)	64.4 (400m)
Race State	Finished



Sunshine Coast QLD Professional
 Race 6: MULTIMEAT AUSTRALIA Class 5 Handicap - 1400m
 31 January 2025 - 21:10
 Track Rating: Good 4, Weather: Fine, Rail Position: +3m Entire



Section	Overall	1200m	1000m	800m	600m	400m	200m
Section Times	1:25.83 [1] (0:14.51)	1:11.32 [5] (0:11.87)	0:59.45 [4] (0:11.98)	0:47.47 [4] (0:11.96)	0:35.51 [4] (0:11.78)	0:23.73 [3] (0:11.45)	0:12.28 [3] (0:12.28)
Average Speed [km/h]	49.6	60.5	60.4	60.6	62.2	63.0	58.5
Top Speed [km/h]	62.2	61.8	61.3	62.1	62.7	64.4	61.5
Avg. Dist. to Rail [m]	3.3	1.7	1.4	1.2	2.9	4.0	3.8
Avg. Stride Freq. [Hz]	2.2	2.3	2.2	2.2	2.3	2.3	2.2
Avg. Stride Length [m]	6.2	7.4	7.5	7.5	7.5	7.6	7.3



- [] Ranking at each section and finish
- .-.- No data available at this section
- NA No data available



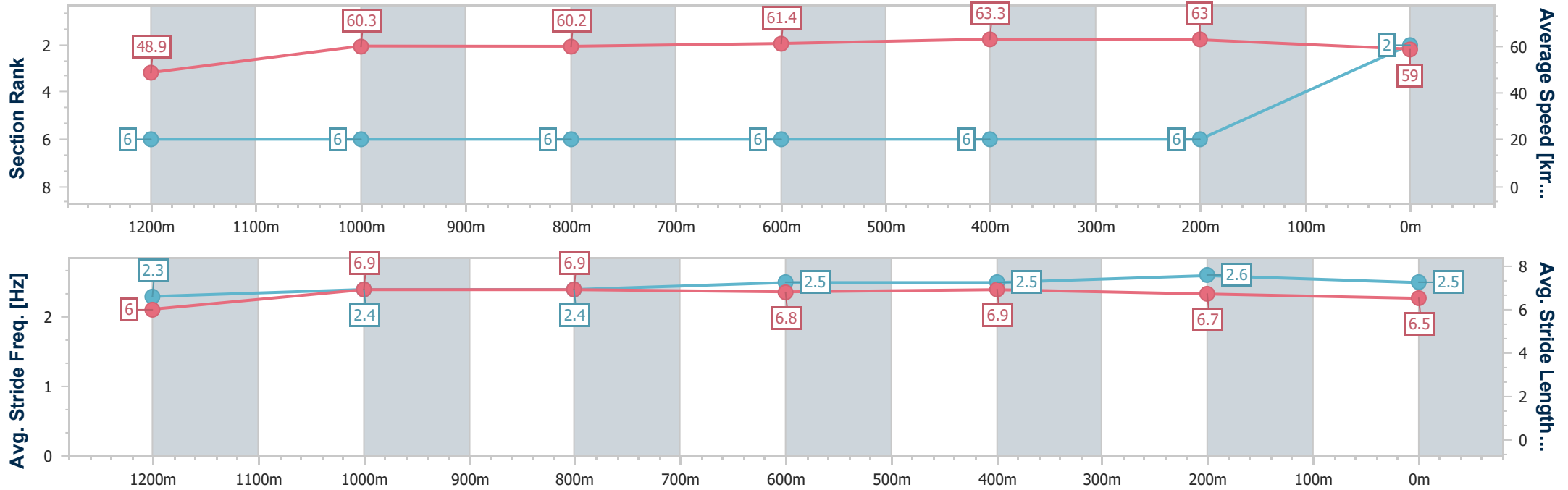
Horse/Jockey Name	American President
Final Rank	2
Fastest Section Time (Section)	0:11.42 (400m)
Top Speed [km/h] (Section)	64.1 (600m)
Race State	Finished



Sunshine Coast QLD Professional
 Race 6: MULTIMEAT AUSTRALIA Class 5 Handicap - 1400m
 31 January 2025 - 21:10
 Track Rating: Good 4, Weather: Fine, Rail Position: +3m Entire



Section	Overall	1200m	1000m	800m	600m	400m	200m
Section Times	1:25.91 [2] (0:14.72)	1:11.19 [6] (0:11.95)	0:59.24 [6] (0:12.07)	0:47.17 [6] (0:11.96)	0:35.21 [6] (0:11.58)	0:23.63 [6] (0:11.42)	0:12.21 [6] (0:12.21)
Average Speed [km/h]	48.9	60.3	60.2	61.4	63.3	63.0	59.0
Top Speed [km/h]	62.7	62.6	62.4	62.9	64.1	64.1	61.7
Avg. Dist. to Rail [m]	6.2	3.5	3.3	3.9	2.9	4.9	5.3
Avg. Stride Freq. [Hz]	2.3	2.4	2.4	2.5	2.5	2.6	2.5
Avg. Stride Length [m]	6.0	6.9	6.9	6.8	6.9	6.7	6.5



- [] Ranking at each section and finish
- .-.- No data available at this section
- NA No data available



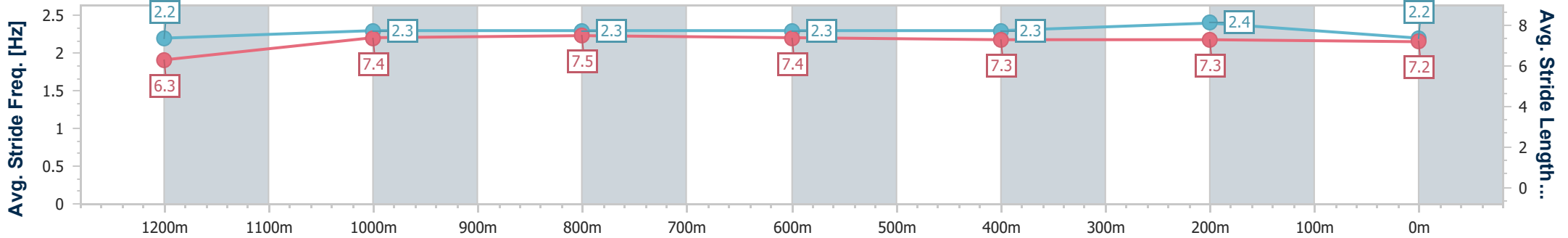
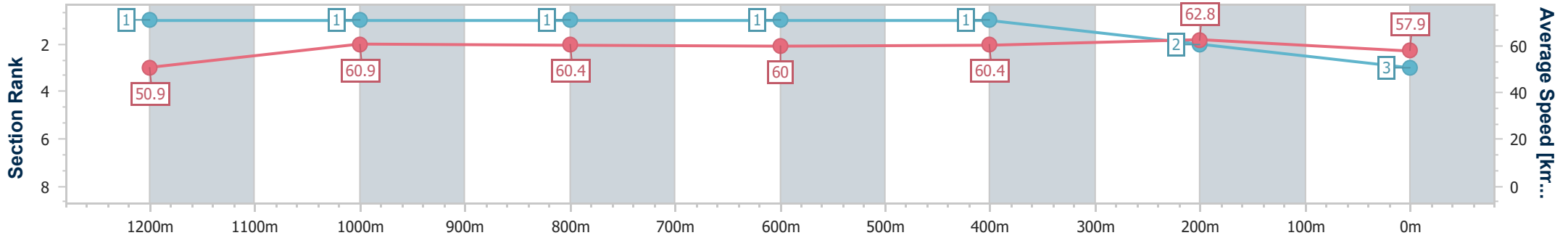
Horse/Jockey Name	Prime Asset
Final Rank	3
Fastest Section Time (Section)	0:11.46 (400m)
Top Speed [km/h] (Section)	63.9 (1200m)
Race State	Finished



Sunshine Coast QLD Professional
 Race 6: MULTIMEAT AUSTRALIA Class 5 Handicap - 1400m
 31 January 2025 - 21:10
 Track Rating: Good 4, Weather: Fine, Rail Position: +3m Entire



Section	Overall	1200m	1000m	800m	600m	400m	200m
Section Times	1:25.92 [3] (0:14.12)	1:11.80 [1] (0:11.82)	0:59.98 [1] (0:11.97)	0:48.01 [1] (0:12.14)	0:35.87 [1] (0:11.94)	0:23.93 [1] (0:11.46)	0:12.47 [2] (0:12.47)
Average Speed [km/h]	50.9	60.9	60.4	60.0	60.4	62.8	57.9
Top Speed [km/h]	63.7	63.9	62.4	61.4	63.0	63.7	60.4
Avg. Dist. to Rail [m]	9.2	5.0	3.3	1.6	0.5	1.2	0.7
Avg. Stride Freq. [Hz]	2.2	2.3	2.3	2.3	2.3	2.4	2.2
Avg. Stride Length [m]	6.3	7.4	7.5	7.4	7.3	7.3	7.2



- [] Ranking at each section and finish
- .-.- No data available at this section
- NA No data available



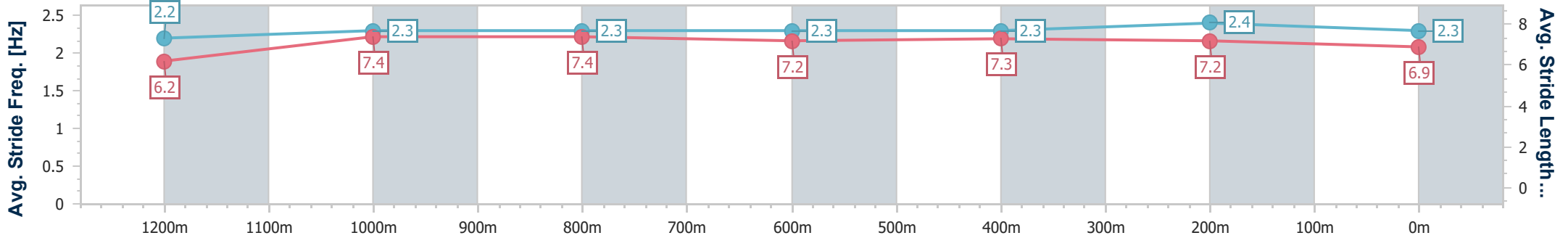
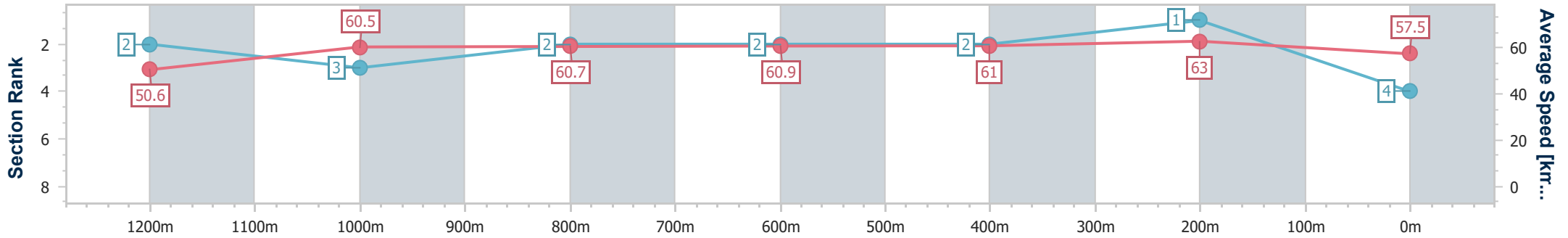
Horse/Jockey Name	Billionair Baby
Final Rank	4
Fastest Section Time (Section)	0:11.39 (400m)
Top Speed [km/h] (Section)	65.0 (400m)
Race State	Finished



Sunshine Coast QLD Professional
 Race 6: MULTIMEAT AUSTRALIA Class 5 Handicap - 1400m
 31 January 2025 - 21:10
 Track Rating: Good 4, Weather: Fine, Rail Position: +3m Entire



Section	Overall	1200m	1000m	800m	600m	400m	200m
Section Times	1:25.94 [4] (0:14.23)	1:11.71 [2] (0:11.93)	0:59.78 [3] (0:11.96)	0:47.82 [2] (0:11.97)	0:35.85 [2] (0:11.94)	0:23.91 [2] (0:11.39)	0:12.52 [1] (0:12.52)
Average Speed [km/h]	50.6	60.5	60.7	60.9	61.0	63.0	57.5
Top Speed [km/h]	62.5	61.7	62.9	62.4	63.2	65.0	61.2
Avg. Dist. to Rail [m]	7.0	3.8	3.7	2.4	1.6	3.5	2.6
Avg. Stride Freq. [Hz]	2.2	2.3	2.3	2.3	2.3	2.4	2.3
Avg. Stride Length [m]	6.2	7.4	7.4	7.2	7.3	7.2	6.9



- [] Ranking at each section and finish
- .-.- No data available at this section
- NA No data available



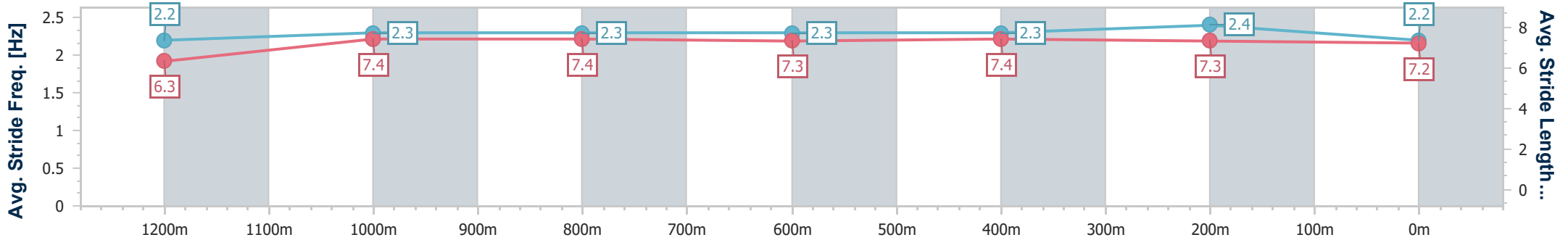
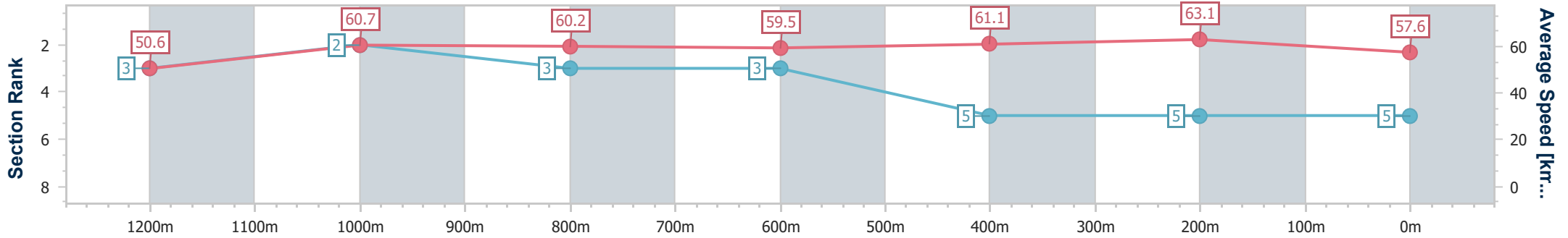
Horse/Jockey Name	Tyndrum Gold
Final Rank	5
Fastest Section Time (Section)	0:11.39 (400m)
Top Speed [km/h] (Section)	63.8 (400m)
Race State	Finished



Sunshine Coast QLD Professional
 Race 6: MULTIMEAT AUSTRALIA Class 5 Handicap - 1400m
 31 January 2025 - 21:10
 Track Rating: Good 4, Weather: Fine, Rail Position: +3m Entire



Section	Overall	1200m	1000m	800m	600m	400m	200m
Section Times	1:26.15 [5] (0:14.23)	1:11.92 [3] (0:11.89)	1:00.03 [2] (0:12.02)	0:48.01 [3] (0:12.15)	0:35.86 [3] (0:11.94)	0:23.92 [5] (0:11.39)	0:12.53 [5] (0:12.53)
Average Speed [km/h]	50.6	60.7	60.2	59.5	61.1	63.1	57.6
Top Speed [km/h]	62.3	62.2	61.1	61.0	62.6	63.8	63.3
Avg. Dist. to Rail [m]	5.5	2.5	2.3	1.3	1.8	2.8	2.0
Avg. Stride Freq. [Hz]	2.2	2.3	2.3	2.3	2.3	2.4	2.2
Avg. Stride Length [m]	6.3	7.4	7.4	7.3	7.4	7.3	7.2



- [] Ranking at each section and finish
- .-.- No data available at this section
- NA No data available



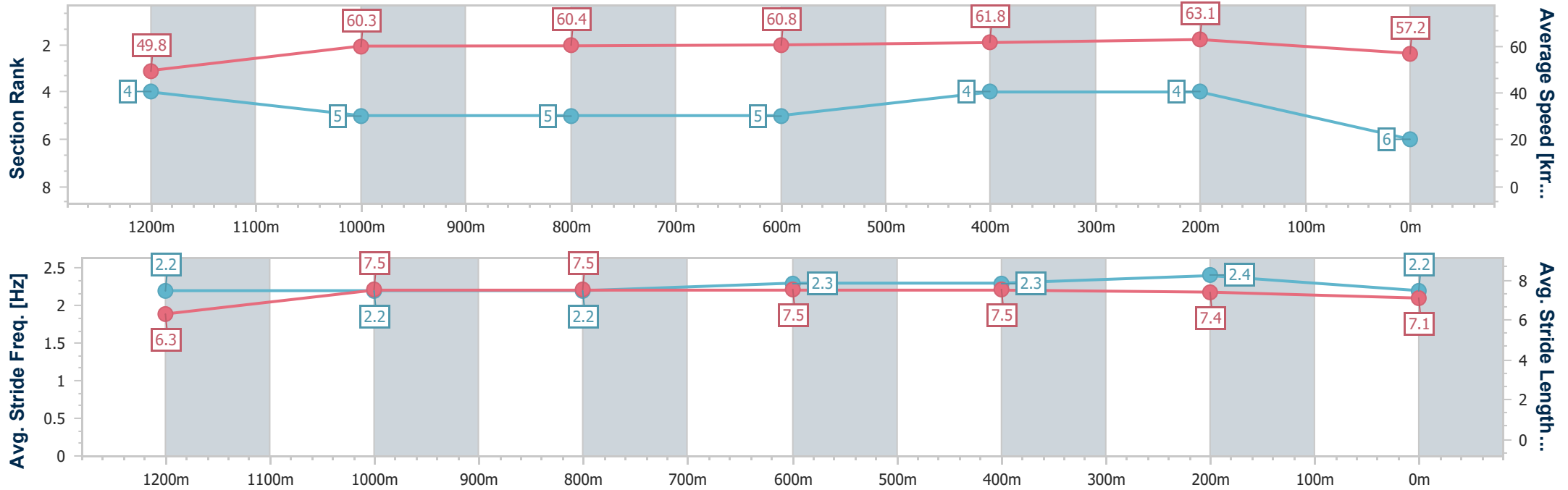
Horse/Jockey Name	Air Marshal
Final Rank	6
Fastest Section Time (Section)	0:11.38 (400m)
Top Speed [km/h] (Section)	64.3 (400m)
Race State	Finished



Sunshine Coast QLD Professional
 Race 6: MULTIMEAT AUSTRALIA Class 5 Handicap - 1400m
 31 January 2025 - 21:10
 Track Rating: Good 4, Weather: Fine, Rail Position: +3m Entire



Section	Overall	1200m	1000m	800m	600m	400m	200m
Section Times	1:26.18 [6] (0:14.44)	1:11.74 [4] (0:11.94)	0:59.80 [5] (0:12.01)	0:47.79 [5] (0:12.07)	0:35.72 [5] (0:11.74)	0:23.98 [4] (0:11.38)	0:12.60 [4] (0:12.60)
Average Speed [km/h]	49.8	60.3	60.4	60.8	61.8	63.1	57.2
Top Speed [km/h]	61.7	61.7	62.3	63.3	64.2	64.3	60.8
Avg. Dist. to Rail [m]	5.1	3.4	3.2	3.3	0.9	2.0	1.3
Avg. Stride Freq. [Hz]	2.2	2.2	2.2	2.3	2.3	2.4	2.2
Avg. Stride Length [m]	6.3	7.5	7.5	7.5	7.5	7.4	7.1



- [] Ranking at each section and finish
- .-.- No data available at this section
- NA No data available