



Sunshine Coast QLD Professional
Race 5: KENDRICK RACING Colts, Geldings and Entires BENCHMARK
65 Handicap - 1200m
31 January 2025 - 20:38



Track Rating: Good 4, Weather: Fine, Rail Position: +3m Entire

Section													Last 600m	
Field Times		Overall	1000m	800m	600m	400m	200m						0:34.40	
		1:12.14 (0:13.86)	0:58.28 (0:11.71)	0:46.57 (0:12.17)	0:34.40 (0:11.69)	0:22.71 (0:11.11)	0:11.60 (0:11.60)							
Rank	TAB	Horse/Jockey	Barrier	Top Speed [km/h]	Fastest Section								Margin	Distance Travelled [m]
1	17	CRACKER ESSGEE Olivia Kendal	3	66.4 400m	0:10.96 400m	1:12.14 [1] (0:14.05)	0:58.09 [4] (0:11.81)	0:46.28 [4] (0:12.16)	0:34.12 [4] (0:11.60)	0:22.52 [4] (0:10.96)	0:11.56 [3] (0:11.56)	1:12.14	0:34.12	
2	15	BONJOUR RUPERT Bailey Wheeler	7	66.7 400m	0:10.88 400m	1:12.44 [2] (0:14.35)	0:58.09 [7] (0:11.98)	0:46.11 [7] (0:12.06)	0:34.05 [8] (0:11.62)	0:22.43 [8] (0:10.88)	0:11.55 [8] (0:11.55)	1.8L	0:34.05	+0
3	4	LION CLASS Taylor Marshall	4	66.3 400m	0:10.99 400m	1:12.47 [3] (0:14.16)	0:58.31 [5] (0:11.91)	0:46.40 [6] (0:12.11)	0:34.29 [5] (0:11.61)	0:22.68 [6] (0:10.99)	0:11.69 [6] (0:11.69)	1.9L	0:34.29	+0
4	16	ITALIAN DANCER Kyle Wilson-Taylor	8	65.8 400m	0:11.14 400m	1:12.51 [4] (0:14.03)	0:58.48 [3] (0:11.66)	0:46.82 [2] (0:12.13)	0:34.69 [2] (0:11.61)	0:23.08 [1] (0:11.14)	0:11.94 [2] (0:11.94)	2.1L	0:34.69	-1
5	13	SMART RECOGNITION Michael Rodd	5	65.9 400m	0:11.09 400m	1:12.55 [5] (0:13.86)	0:58.69 [1] (0:11.71)	0:46.98 [1] (0:12.17)	0:34.81 [1] (0:11.71)	0:23.10 [2] (0:11.09)	0:12.01 [1] (0:12.01)	2.3L	0:34.81	-4
6	1	I AM LETHAL James Orman	2	66.2 400m	0:11.03 400m	1:12.63 [6] (0:14.23)	0:58.40 [6] (0:11.82)	0:46.58 [5] (0:12.15)	0:34.43 [6] (0:11.54)	0:22.89 [5] (0:11.03)	0:11.86 [5] (0:11.86)	2.6L	0:34.43	-3
7	8	SELOUS Jag Guthmann-Chester	6	66.7 400m	0:10.93 400m	1:12.72 [7] (0:14.50)	0:58.22 [10] (0:11.85)	0:46.37 [8] (0:12.03)	0:34.34 [7] (0:11.57)	0:22.77 [7] (0:10.93)	0:11.84 [7] (0:11.84)	3L	0:34.34	-4
8	6	RIVER RIBBLE Jake Bayliss	1	65.6 400m	0:11.12 400m	1:12.76 [8] (0:13.98)	0:58.78 [2] (0:11.83)	0:46.95 [3] (0:12.14)	0:34.81 [3] (0:11.60)	0:23.21 [3] (0:11.12)	0:12.09 [4] (0:12.09)	3.2L	0:34.81	-4
9	14	WORTHY ESSGEE Mark Du Plessis	10	67.4 400m	0:10.88 400m	1:12.77 [9] (0:14.48)	0:58.29 [9] (0:12.14)	0:46.15 [10] (0:12.04)	0:34.11 [9] (0:11.62)	0:22.49 [9] (0:10.88)	0:11.61 [9] (0:11.61)	3.3L	0:34.11	-2
10	10	BECAMO Boris Thornton	9	66.8 400m	0:10.90 400m	1:13.07 [10] (0:14.38)	0:58.69 [8] (0:12.18)	0:46.51 [9] (0:12.17)	0:34.34 [10] (0:11.59)	0:22.75 [10] (0:10.90)	0:11.85 [10] (0:11.85)	5.1L	0:34.34	+1

Scratched: Eight Cylinders (#18), Demon Delivera (#7), Borrelli (#12), Fighting Idol (#3), Surfers Royale (#2), New Hampshire (#11), No Name Frank (#5), Silver City (#9)

[] Ranking at each section and finish
 -:-:- No data available at this section
 NA No data available

SCN Saddle cloth number
 DNF Did not finish
 DNT Did not track



Horse/Jockey Name	Cracker Essgee
Final Rank	1
Fastest Section Time (Section)	0:10.96 (400m)
Top Speed [km/h] (Section)	66.4 (400m)
Race State	Finished



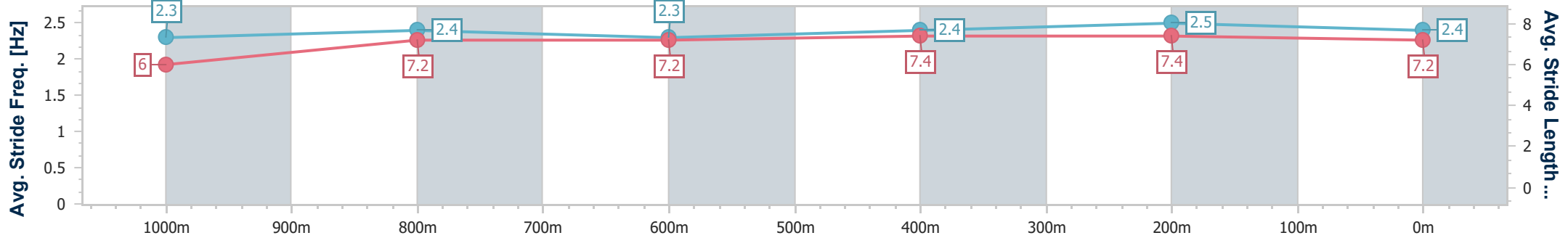
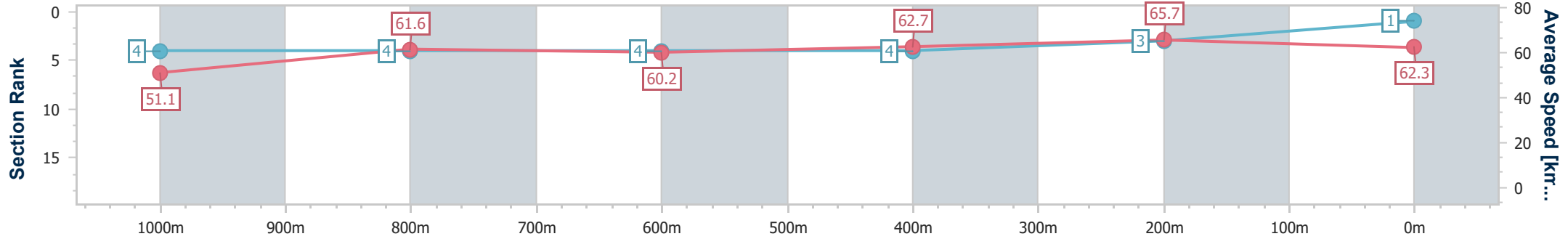
Sunshine Coast QLD Professional
 Race 5: KENDRICK RACING Colts, Geldings and Entires
 BENCHMARK 65 Handicap - 1200m



31 January 2025 - 20:38

Track Rating: Good 4, Weather: Fine, Rail Position: +3m Entire

Section	Overall	1000m	800m	600m	400m	200m
Section Times	1:12.14 [1] (0:14.05)	0:58.09 [4] (0:11.81)	0:46.28 [4] (0:12.16)	0:34.12 [4] (0:11.60)	0:22.52 [4] (0:10.96)	0:11.56 [3] (0:11.56)
Average Speed [km/h]	51.1	61.6	60.2	62.7	65.7	62.3
Top Speed [km/h]	62.6	62.6	60.9	65.1	66.4	65.2
Avg. Dist. to Rail [m]	4.1	2.7	2.8	1.9	2.7	2.6
Avg. Stride Freq. [Hz]	2.3	2.4	2.3	2.4	2.5	2.4
Avg. Stride Length [m]	6.0	7.2	7.2	7.4	7.4	7.2



- [] Ranking at each section and finish
- .-.- No data available at this section
- NA No data available



Horse/Jockey Name	Bonjour Rupert
Final Rank	2
Fastest Section Time (Section)	0:10.88 (400m)
Top Speed [km/h] (Section)	66.7 (400m)
Race State	Finished



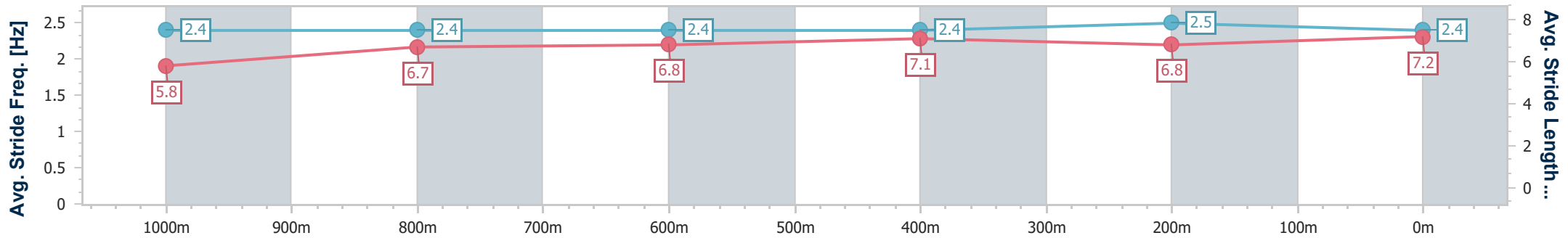
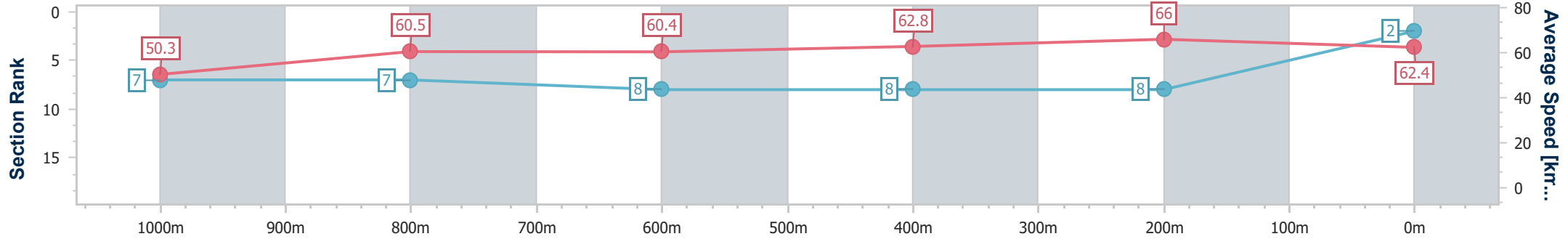
Sunshine Coast QLD Professional
 Race 5: KENDRICK RACING Colts, Geldings and Entires
 BENCHMARK 65 Handicap - 1200m



31 January 2025 - 20:38

Track Rating: Good 4, Weather: Fine, Rail Position: +3m Entire

Section	Overall	1000m	800m	600m	400m	200m
Section Times	1:12.44 [2] (0:14.35)	0:58.09 [7] (0:11.98)	0:46.11 [7] (0:12.06)	0:34.05 [8] (0:11.62)	0:22.43 [8] (0:10.88)	0:11.55 [8] (0:11.55)
Average Speed [km/h]	50.3	60.5	60.4	62.8	66.0	62.4
Top Speed [km/h]	62.1	61.5	62.0	65.4	66.7	64.9
Avg. Dist. to Rail [m]	6.6	2.8	2.3	2.0	6.0	8.1
Avg. Stride Freq. [Hz]	2.4	2.4	2.4	2.4	2.5	2.4
Avg. Stride Length [m]	5.8	6.7	6.8	7.1	6.8	7.2



- [] Ranking at each section and finish
- .-.- No data available at this section
- NA No data available



Horse/Jockey Name	Lion Class
Final Rank	3
Fastest Section Time (Section)	0:10.99 (400m)
Top Speed [km/h] (Section)	66.3 (400m)
Race State	Finished



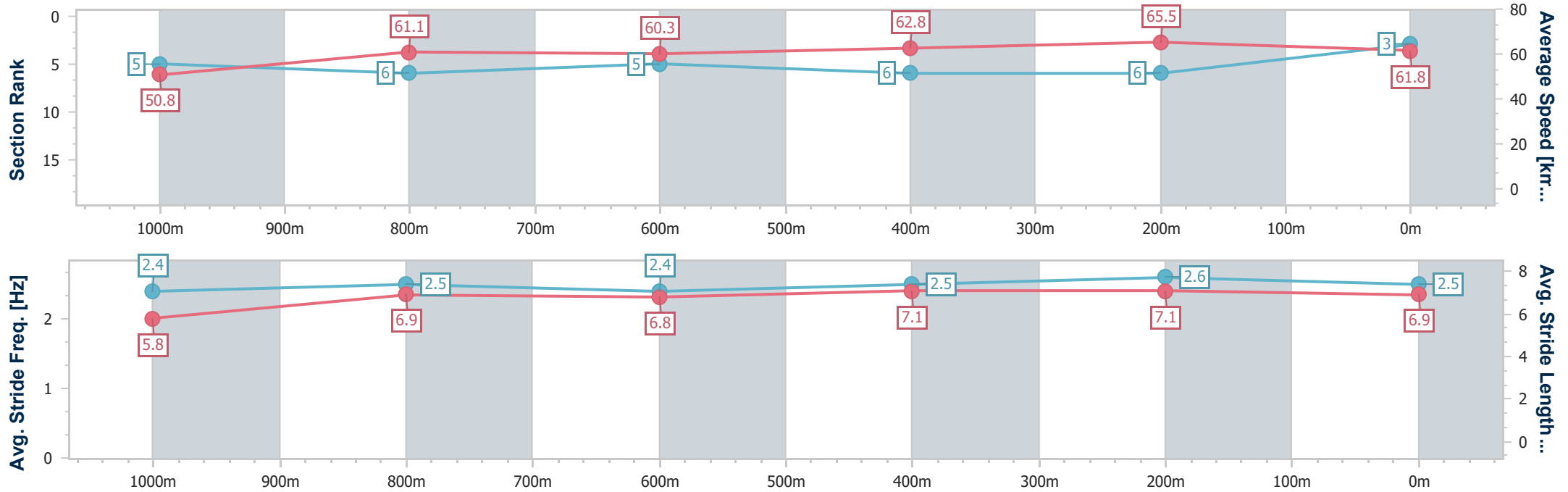
Sunshine Coast QLD Professional
 Race 5: KENDRICK RACING Colts, Geldings and Entires
 BENCHMARK 65 Handicap - 1200m



31 January 2025 - 20:38

Track Rating: Good 4, Weather: Fine, Rail Position: +3m Entire

Section	Overall	1000m	800m	600m	400m	200m
Section Times	1:12.47 [3] (0:14.16)	0:58.31 [5] (0:11.91)	0:46.40 [6] (0:12.11)	0:34.29 [5] (0:11.61)	0:22.68 [6] (0:10.99)	0:11.69 [6] (0:11.69)
Average Speed [km/h]	50.8	61.1	60.3	62.8	65.5	61.8
Top Speed [km/h]	61.2	61.3	61.3	65.1	66.3	65.5
Avg. Dist. to Rail [m]	5.8	3.4	2.5	2.1	3.2	3.8
Avg. Stride Freq. [Hz]	2.4	2.5	2.4	2.5	2.6	2.5
Avg. Stride Length [m]	5.8	6.9	6.8	7.1	7.1	6.9



- [] Ranking at each section and finish
- .-.- No data available at this section
- NA No data available



Horse/Jockey Name	Italian Dancer
Final Rank	4
Fastest Section Time (Section)	0:11.14 (400m)
Top Speed [km/h] (Section)	65.8 (400m)
Race State	Finished



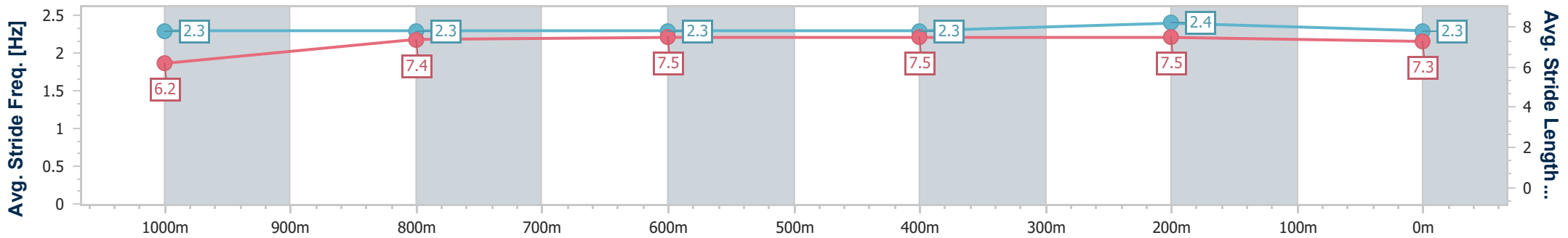
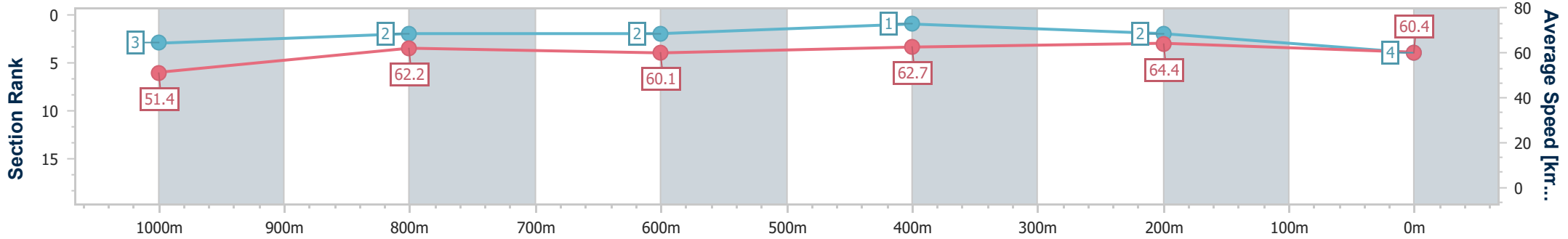
Sunshine Coast QLD Professional
 Race 5: KENDRICK RACING Colts, Geldings and Entires
 BENCHMARK 65 Handicap - 1200m



31 January 2025 - 20:38

Track Rating: Good 4, Weather: Fine, Rail Position: +3m Entire

Section	Overall	1000m	800m	600m	400m	200m
Section Times	1:12.51 [4] (0:14.03)	0:58.48 [3] (0:11.66)	0:46.82 [2] (0:12.13)	0:34.69 [2] (0:11.61)	0:23.08 [1] (0:11.14)	0:11.94 [2] (0:11.94)
Average Speed [km/h]	51.4	62.2	60.1	62.7	64.4	60.4
Top Speed [km/h]	64.3	64.3	60.8	64.7	65.8	63.9
Avg. Dist. to Rail [m]	9.0	3.4	2.2	1.4	1.6	1.0
Avg. Stride Freq. [Hz]	2.3	2.3	2.3	2.3	2.4	2.3
Avg. Stride Length [m]	6.2	7.4	7.5	7.5	7.5	7.3



- [] Ranking at each section and finish
- .-.- No data available at this section
- NA No data available



Horse/Jockey Name	Smart Recognition
Final Rank	5
Fastest Section Time (Section)	0:11.09 (400m)
Top Speed [km/h] (Section)	65.9 (400m)
Race State	Finished



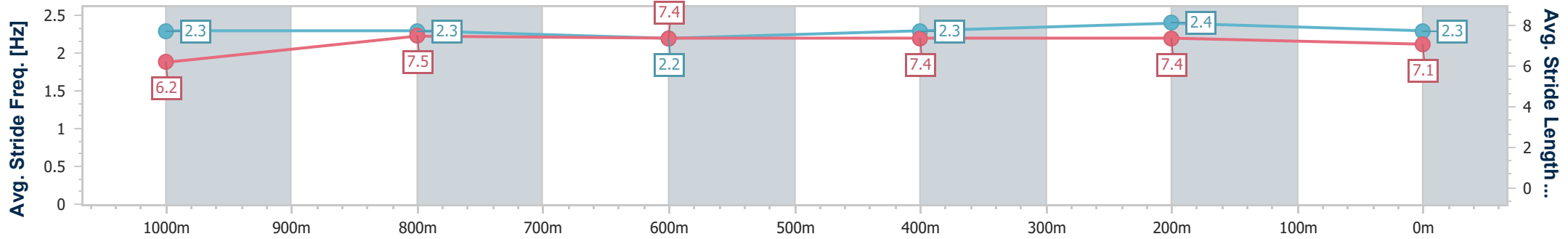
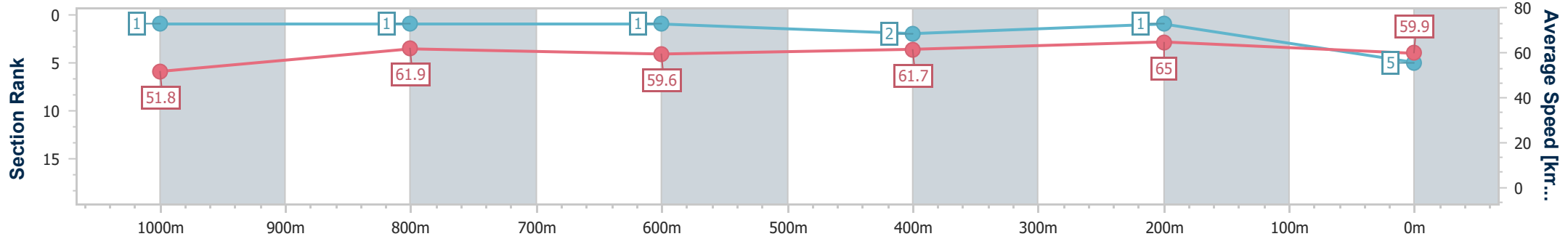
Sunshine Coast QLD Professional
 Race 5: KENDRICK RACING Colts, Geldings and Entires
 BENCHMARK 65 Handicap - 1200m



31 January 2025 - 20:38

Track Rating: Good 4, Weather: Fine, Rail Position: +3m Entire

Section	Overall	1000m	800m	600m	400m	200m
Section Times	1:12.55 [5] (0:13.86)	0:58.69 [1] (0:11.71)	0:46.98 [1] (0:12.17)	0:34.81 [1] (0:11.71)	0:23.10 [2] (0:11.09)	0:12.01 [1] (0:12.01)
Average Speed [km/h]	51.8	61.9	59.6	61.7	65.0	59.9
Top Speed [km/h]	64.7	64.4	60.5	64.0	65.9	63.6
Avg. Dist. to Rail [m]	7.6	2.9	1.5	0.5	0.5	0.5
Avg. Stride Freq. [Hz]	2.3	2.3	2.2	2.3	2.4	2.3
Avg. Stride Length [m]	6.2	7.5	7.4	7.4	7.4	7.1



- [] Ranking at each section and finish
- .-.- No data available at this section
- NA No data available



Horse/Jockey Name	I Am Lethal
Final Rank	6
Fastest Section Time (Section)	0:11.03 (400m)
Top Speed [km/h] (Section)	66.2 (400m)
Race State	Finished



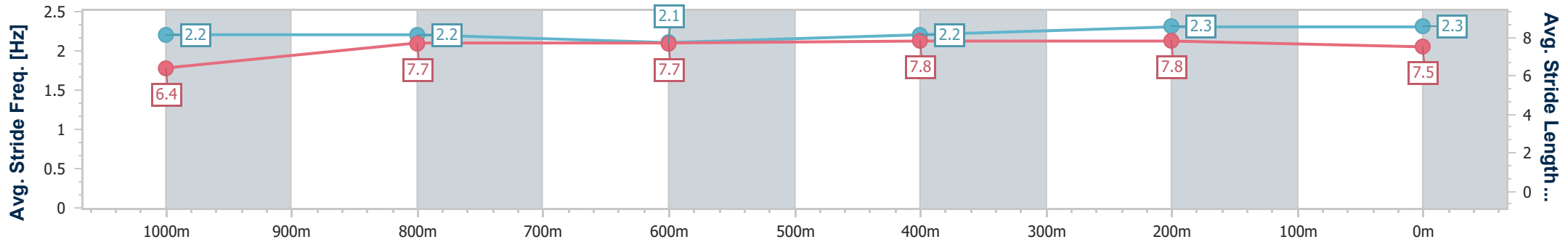
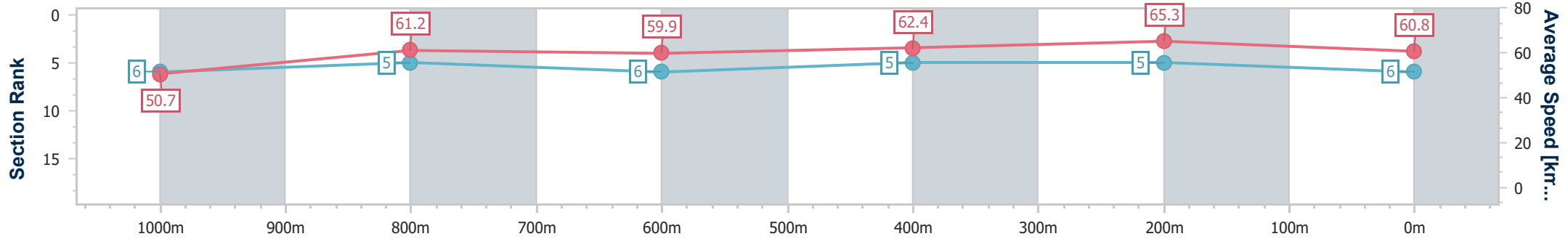
Sunshine Coast QLD Professional
 Race 5: KENDRICK RACING Colts, Geldings and Entires
 BENCHMARK 65 Handicap - 1200m



31 January 2025 - 20:38

Track Rating: Good 4, Weather: Fine, Rail Position: +3m Entire

Section	Overall	1000m	800m	600m	400m	200m
Section Times	1:12.63 [6] (0:14.23)	0:58.40 [6] (0:11.82)	0:46.58 [5] (0:12.15)	0:34.43 [6] (0:11.54)	0:22.89 [5] (0:11.03)	0:11.86 [5] (0:11.86)
Average Speed [km/h]	50.7	61.2	59.9	62.4	65.3	60.8
Top Speed [km/h]	62.1	62.2	60.8	64.7	66.2	63.8
Avg. Dist. to Rail [m]	3.9	2.2	1.6	0.6	1.6	2.9
Avg. Stride Freq. [Hz]	2.2	2.2	2.1	2.2	2.3	2.3
Avg. Stride Length [m]	6.4	7.7	7.7	7.8	7.8	7.5



- [] Ranking at each section and finish
- .-.- No data available at this section
- NA No data available



Horse/Jockey Name	Selous
Final Rank	7
Fastest Section Time (Section)	0:10.93 (400m)
Top Speed [km/h] (Section)	66.7 (400m)
Race State	Finished



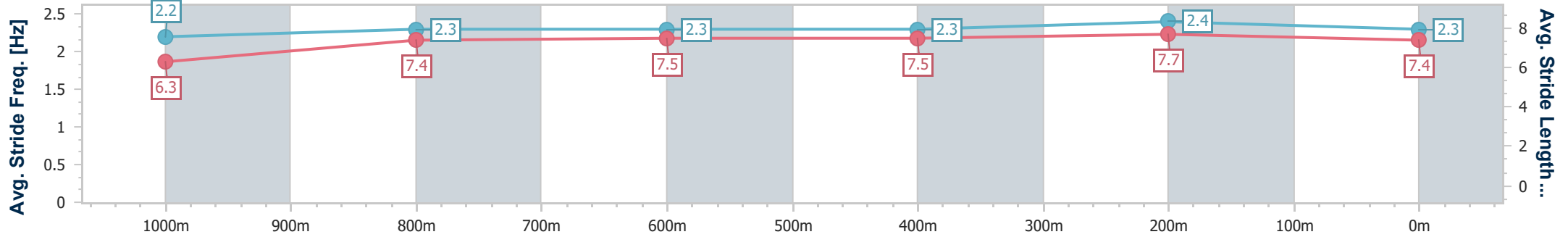
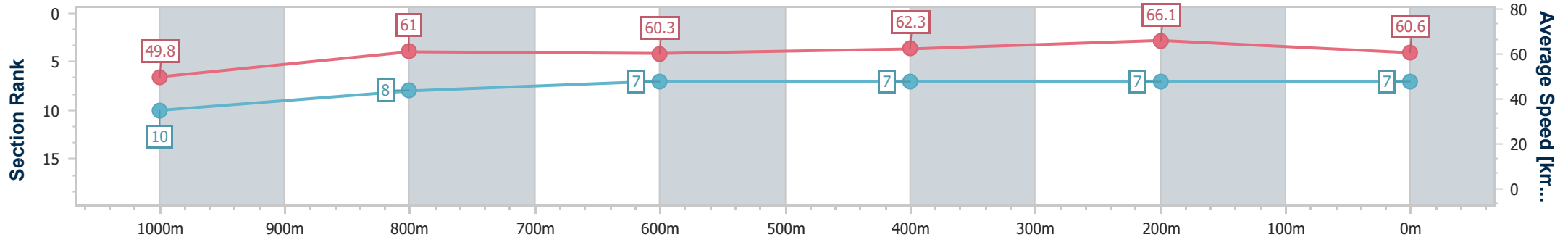
Sunshine Coast QLD Professional
 Race 5: KENDRICK RACING Colts, Geldings and Entires
 BENCHMARK 65 Handicap - 1200m



31 January 2025 - 20:38

Track Rating: Good 4, Weather: Fine, Rail Position: +3m Entire

Section	Overall	1000m	800m	600m	400m	200m
Section Times	1:12.72 [7] (0:14.50)	0:58.22 [10] (0:11.85)	0:46.37 [8] (0:12.03)	0:34.34 [7] (0:11.57)	0:22.77 [7] (0:10.93)	0:11.84 [7] (0:11.84)
Average Speed [km/h]	49.8	61.0	60.3	62.3	66.1	60.6
Top Speed [km/h]	62.0	62.0	61.4	65.6	66.7	64.3
Avg. Dist. to Rail [m]	5.7	2.1	1.4	0.6	3.1	5.1
Avg. Stride Freq. [Hz]	2.2	2.3	2.3	2.3	2.4	2.3
Avg. Stride Length [m]	6.3	7.4	7.5	7.5	7.7	7.4



- [] Ranking at each section and finish
- .-.- No data available at this section
- NA No data available



Horse/Jockey Name	River Ribble
Final Rank	8
Fastest Section Time (Section)	0:11.12 (400m)
Top Speed [km/h] (Section)	65.6 (400m)
Race State	Finished



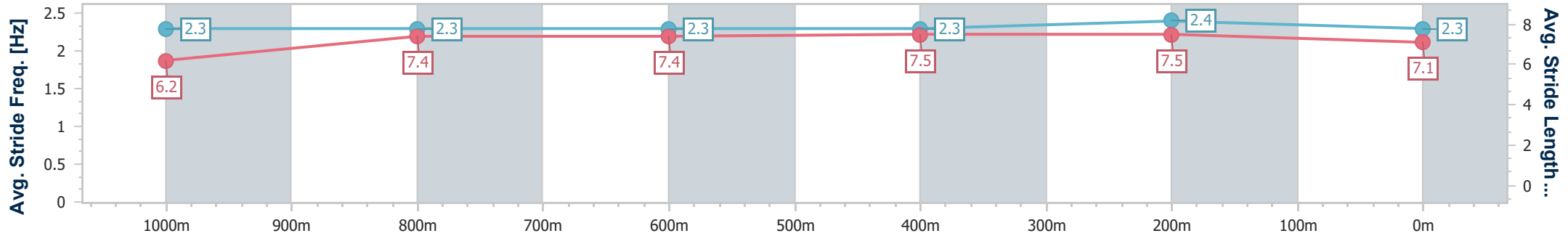
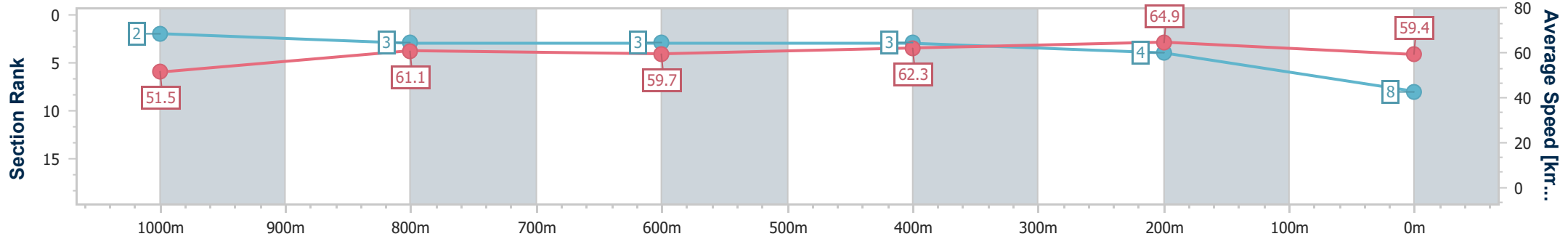
Sunshine Coast QLD Professional
 Race 5: KENDRICK RACING Colts, Geldings and Entires
 BENCHMARK 65 Handicap - 1200m



31 January 2025 - 20:38

Track Rating: Good 4, Weather: Fine, Rail Position: +3m Entire

Section	Overall	1000m	800m	600m	400m	200m
Section Times	1:12.76 [8] (0:13.98)	0:58.78 [2] (0:11.83)	0:46.95 [3] (0:12.14)	0:34.81 [3] (0:11.60)	0:23.21 [3] (0:11.12)	0:12.09 [4] (0:12.09)
Average Speed [km/h]	51.5	61.1	59.7	62.3	64.9	59.4
Top Speed [km/h]	62.7	62.5	60.4	65.1	65.6	62.6
Avg. Dist. to Rail [m]	2.9	2.0	1.4	0.3	0.2	0.5
Avg. Stride Freq. [Hz]	2.3	2.3	2.3	2.3	2.4	2.3
Avg. Stride Length [m]	6.2	7.4	7.4	7.5	7.5	7.1



- [] Ranking at each section and finish
- .-.- No data available at this section
- NA No data available



Horse/Jockey Name	Worthy Essgee
Final Rank	9
Fastest Section Time (Section)	0:10.88 (400m)
Top Speed [km/h] (Section)	67.4 (400m)
Race State	Finished



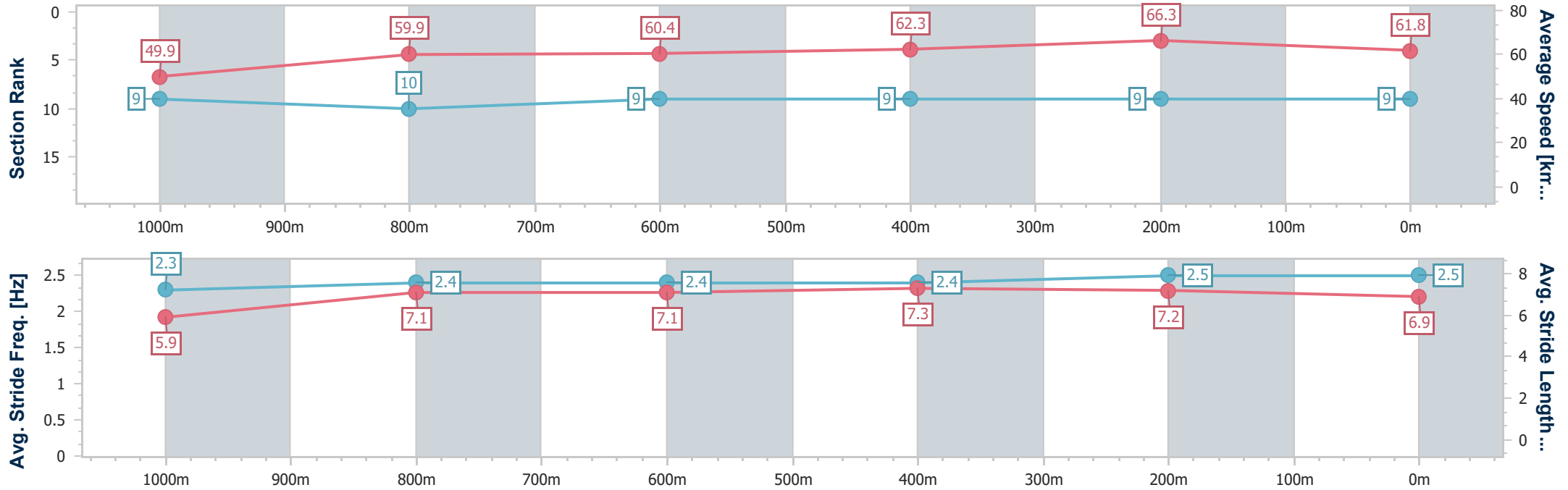
Sunshine Coast QLD Professional
 Race 5: KENDRICK RACING Colts, Geldings and Entires
 BENCHMARK 65 Handicap - 1200m



31 January 2025 - 20:38

Track Rating: Good 4, Weather: Fine, Rail Position: +3m Entire

Section	Overall	1000m	800m	600m	400m	200m
Section Times	1:12.77 [9] (0:14.48)	0:58.29 [9] (0:12.14)	0:46.15 [10] (0:12.04)	0:34.11 [9] (0:11.62)	0:22.49 [9] (0:10.88)	0:11.61 [9] (0:11.61)
Average Speed [km/h]	49.9	59.9	60.4	62.3	66.3	61.8
Top Speed [km/h]	60.9	61.1	61.7	65.2	67.4	64.4
Avg. Dist. to Rail [m]	11.1	3.5	1.7	1.3	4.5	5.5
Avg. Stride Freq. [Hz]	2.3	2.4	2.4	2.4	2.5	2.5
Avg. Stride Length [m]	5.9	7.1	7.1	7.3	7.2	6.9



- [] Ranking at each section and finish
- .-.- No data available at this section
- NA No data available



Horse/Jockey Name	Becamo
Final Rank	10
Fastest Section Time (Section)	0:10.90 (400m)
Top Speed [km/h] (Section)	66.8 (400m)
Race State	Finished



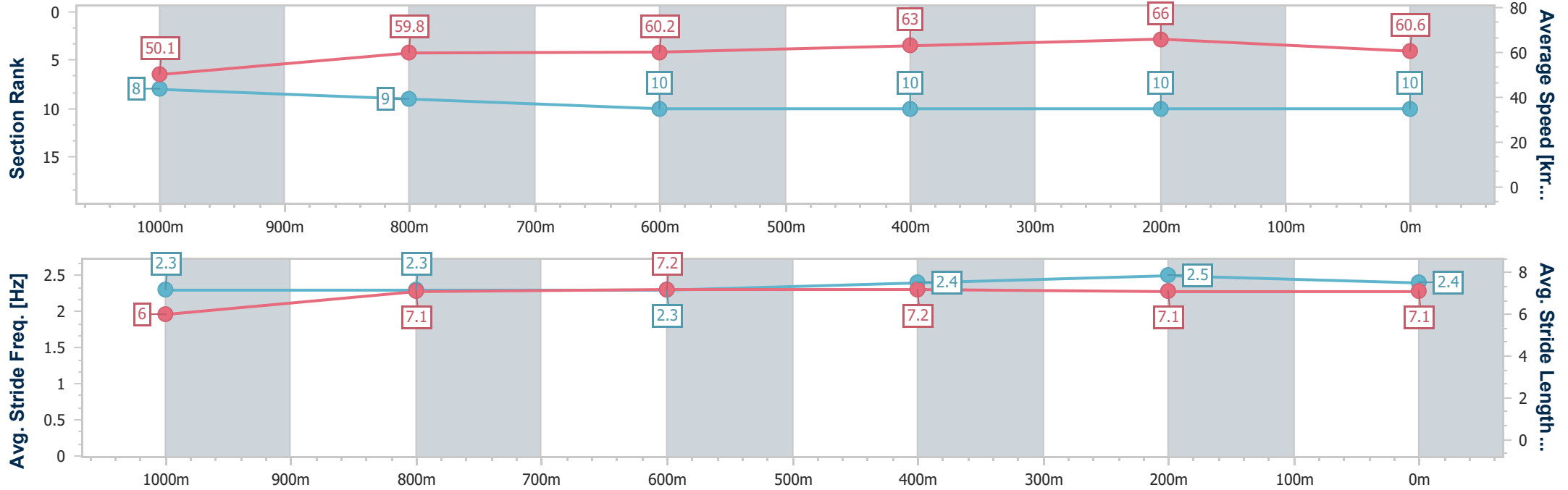
Sunshine Coast QLD Professional
 Race 5: KENDRICK RACING Colts, Geldings and Entires
 BENCHMARK 65 Handicap - 1200m



31 January 2025 - 20:38

Track Rating: Good 4, Weather: Fine, Rail Position: +3m Entire

Section	Overall	1000m	800m	600m	400m	200m
Section Times	1:13.07 [10] (0:14.38)	0:58.69 [8] (0:12.18)	0:46.51 [9] (0:12.17)	0:34.34 [10] (0:11.59)	0:22.75 [10] (0:10.90)	0:11.85 [10] (0:11.85)
Average Speed [km/h]	50.1	59.8	60.2	63.0	66.0	60.6
Top Speed [km/h]	61.2	61.0	61.5	65.4	66.8	64.8
Avg. Dist. to Rail [m]	9.9	4.3	2.7	1.9	4.6	6.0
Avg. Stride Freq. [Hz]	2.3	2.3	2.3	2.4	2.5	2.4
Avg. Stride Length [m]	6.0	7.1	7.2	7.2	7.1	7.1



- [] Ranking at each section and finish
- .-.- No data available at this section
- NA No data available