



Sunshine Coast QLD Professional
Race 4: RACE ZONE RACING SUPPLIES QTIS Three-Year-Old Maiden
Handicap - 1200m
31 January 2025 - 20:08



Track Rating: Good 4, Weather: Fine, Rail Position: +3m Entire

Section		Field Times											Last 600m	
		Overall	1000m	800m	600m	400m	200m						0:34.82	
		1:11.94 (0:13.99)	0:57.95 (0:11.45)	0:46.50 (0:11.68)	0:34.82 (0:11.62)	0:23.20 (0:11.49)	0:11.71 (0:11.71)							
Rank	TAB	Horse/Jockey	Barrier	Top Speed [km/h]	Fastest Section								Margin	Distance Travelled [m]
1	9	WAKU WAKU Ron Stewart	2	65.5 400m	0:11.16 400m	1:11.94 [1] (0:14.31)	0:57.63 [7] (0:11.49)	0:46.14 [5] (0:11.71)	0:34.43 [4] (0:11.61)	0:22.82 [3] (0:11.16)	0:11.66 [2] (0:11.66)	1:11.94	0:34.43	
2	5	FASHION FLASH Robbie Dolan	8	67.0 400m	0:10.94 400m	1:12.08 [2] (0:14.04)	0:58.04 [3] (0:11.67)	0:46.37 [4] (0:11.84)	0:34.53 [5] (0:11.74)	0:22.79 [6] (0:10.94)	0:11.85 [1] (0:11.85)	0.8L	0:34.53	+7
3	2	HE'SGOTTHESAY Boris Thornton	3	65.4 400m	0:11.27 400m	1:12.57 [3] (0:14.31)	0:58.26 [7] (0:11.59)	0:46.67 [6] (0:11.80)	0:34.87 [6] (0:11.58)	0:23.29 [4] (0:11.27)	0:12.02 [5] (0:12.02)	3.6L	0:34.87	+2
4	1	FRATIANNO Ryan Curatolo	6	64.9 400m	0:11.29 400m	1:12.64 [4] (0:14.30)	0:58.34 [5] (0:11.71)	0:46.63 [7] (0:11.82)	0:34.81 [8] (0:11.77)	0:23.04 [8] (0:11.29)	0:11.75 [6] (0:11.75)	3.9L	0:34.81	+5
5	3	WARNA James Orman	4	65.5 400m	0:11.15 400m	1:13.01 [5] (0:14.64)	0:58.37 [10] (0:11.70)	0:46.67 [10] (0:11.90)	0:34.77 [10] (0:11.79)	0:22.98 [10] (0:11.15)	0:11.83 [9] (0:11.83)	5.9L	0:34.77	+3
6	10	INVISIBLE TARGET Olivia Kendal	10	65.6 400m	0:11.27 400m	1:13.05 [6] (0:14.31)	0:58.74 [6] (0:11.86)	0:46.88 [9] (0:11.94)	0:34.94 [9] (0:11.73)	0:23.21 [9] (0:11.27)	0:11.94 [8] (0:11.94)	6.1L	0:34.94	+7
7	13	QUERIDA Jag Guthmann-Chester	5	64.1 1000m	0:11.45 1000m	1:13.11 [7] (0:13.99)	0:59.12 [1] (0:11.45)	0:47.67 [1] (0:11.68)	0:35.99 [1] (0:11.62)	0:24.37 [1] (0:11.79)	0:12.58 [4] (0:12.58)	6.3L	0:35.99	+0
8	12	STROMBOLI DELIGHT Cejay Graham	7	64.1 Overall	0:11.50 400m	1:13.19 [8] (0:14.00)	0:59.19 [2] (0:11.54)	0:47.65 [2] (0:11.67)	0:35.98 [2] (0:11.68)	0:24.30 [2] (0:11.50)	0:12.80 [3] (0:12.80)	6.6L	0:35.98	+3
9	14	BITTEN BY A PRINCE Micheal Hellyer	1	64.4 400m	0:11.44 1000m	1:13.63 [9] (0:14.58)	0:59.05 [9] (0:11.44)	0:47.61 [8] (0:11.77)	0:35.84 [7] (0:11.62)	0:24.22 [7] (0:11.53)	0:12.69 [7] (0:12.69)	9.1L	0:35.84	+1
10	11	BODYSWERVE Michael Rodd	9	65.6 1000m	0:11.42 1000m	1:15.66 [10] (0:14.26)	1:01.40 [4] (0:11.42)	0:49.98 [3] (0:11.73)	0:38.25 [3] (0:11.87)	0:26.38 [5] (0:12.10)	0:14.28 [10] (0:14.28)	20.9L	0:38.25	+7

Scratched: Amuseantes (#6), San Jose Boy (#4), Diamond Epic (#7), Moana Gold (#8)

[] Ranking at each section and finish
 -:-:- No data available at this section
 NA No data available
 SCN Saddle cloth number
 DNF Did not finish
 DNT Did not track



Horse/Jockey Name	Waku Waku
Final Rank	1
Fastest Section Time (Section)	0:11.16 (400m)
Top Speed [km/h] (Section)	65.5 (400m)
Race State	Finished



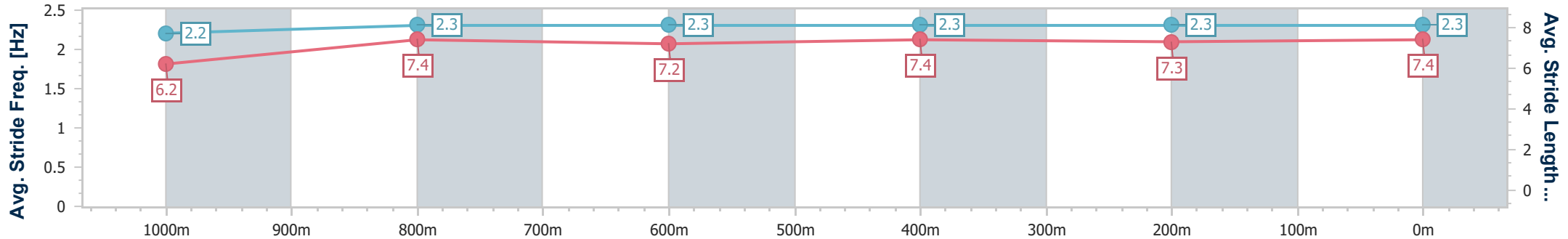
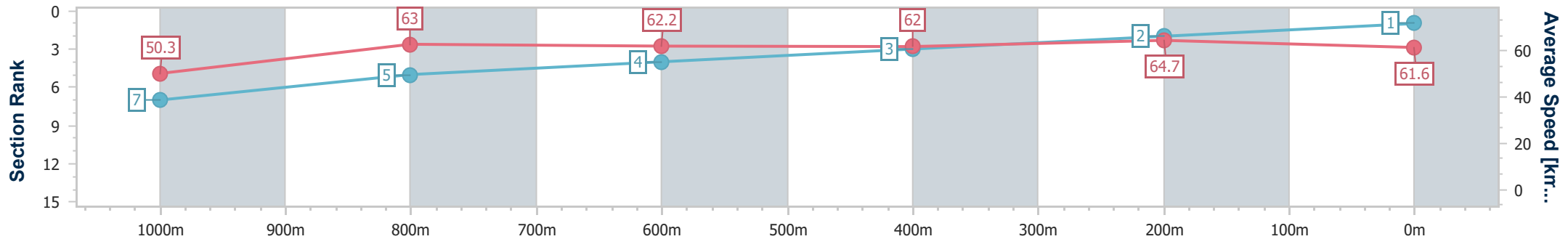
Sunshine Coast QLD Professional
Race 4: RACE ZONE RACING SUPPLIES QTIS Three-Year-Old
Maiden Handicap - 1200m



31 January 2025 - 20:08

Track Rating: Good 4, Weather: Fine, Rail Position: +3m Entire

Section	Overall	1000m	800m	600m	400m	200m
Section Times	1:11.94 [1] (0:14.31)	0:57.63 [7] (0:11.49)	0:46.14 [5] (0:11.71)	0:34.43 [4] (0:11.61)	0:22.82 [3] (0:11.16)	0:11.66 [2] (0:11.66)
Average Speed [km/h]	50.3	63.0	62.2	62.0	64.7	61.6
Top Speed [km/h]	62.8	63.5	63.1	63.1	65.5	64.0
Avg. Dist. to Rail [m]	3.6	2.1	1.9	0.4	2.7	2.6
Avg. Stride Freq. [Hz]	2.2	2.3	2.3	2.3	2.3	2.3
Avg. Stride Length [m]	6.2	7.4	7.2	7.4	7.3	7.4



- [] Ranking at each section and finish
- .-.- No data available at this section
- NA No data available



Horse/Jockey Name	Fashion Flash
Final Rank	2
Fastest Section Time (Section)	0:10.94 (400m)
Top Speed [km/h] (Section)	67.0 (400m)
Race State	Finished



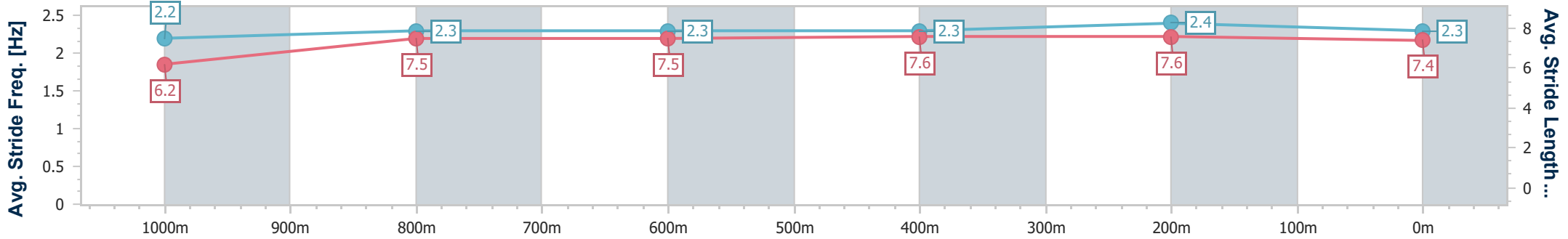
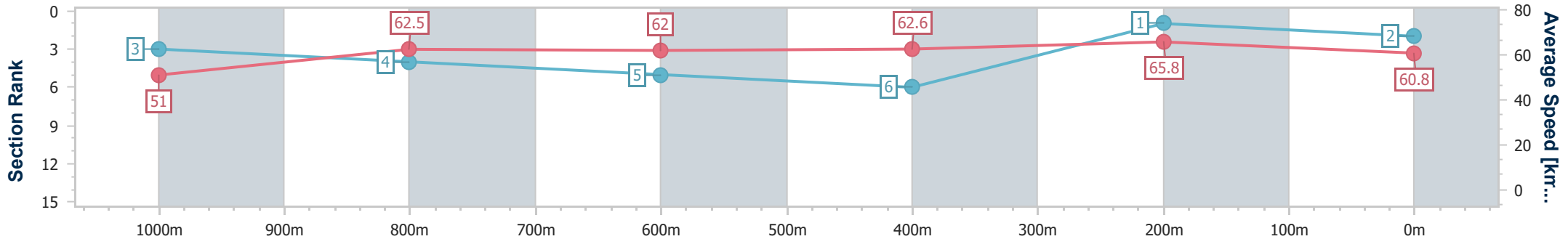
Sunshine Coast QLD Professional
 Race 4: RACE ZONE RACING SUPPLIES QTIS Three-Year-Old
 Maiden Handicap - 1200m



31 January 2025 - 20:08

Track Rating: Good 4, Weather: Fine, Rail Position: +3m Entire

Section	Overall	1000m	800m	600m	400m	200m
Section Times	1:12.08 [2] (0:14.04)	0:58.04 [3] (0:11.67)	0:46.37 [4] (0:11.84)	0:34.53 [5] (0:11.74)	0:22.79 [6] (0:10.94)	0:11.85 [1] (0:11.85)
Average Speed [km/h]	51.0	62.5	62.0	62.6	65.8	60.8
Top Speed [km/h]	64.7	64.7	63.2	64.9	67.0	64.5
Avg. Dist. to Rail [m]	8.1	3.9	3.2	3.4	5.5	3.8
Avg. Stride Freq. [Hz]	2.2	2.3	2.3	2.3	2.4	2.3
Avg. Stride Length [m]	6.2	7.5	7.5	7.6	7.6	7.4



- [] Ranking at each section and finish
- .-.- No data available at this section
- NA No data available



Horse/Jockey Name	He'sgotthesay
Final Rank	3
Fastest Section Time (Section)	0:11.27 (400m)
Top Speed [km/h] (Section)	65.4 (400m)
Race State	Finished



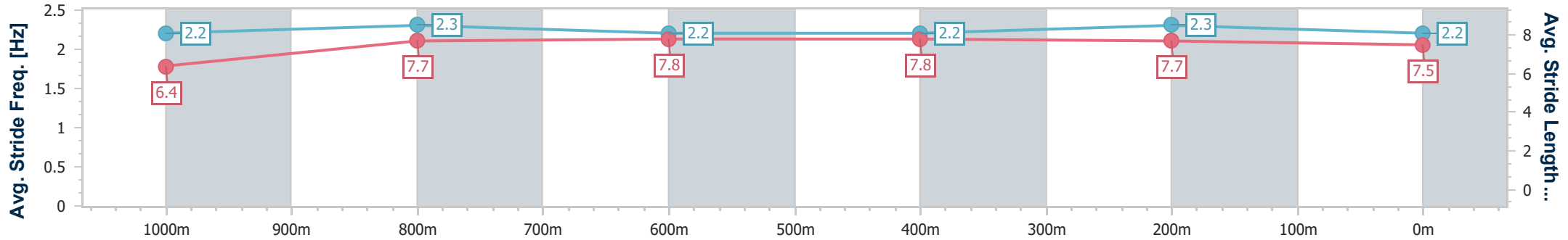
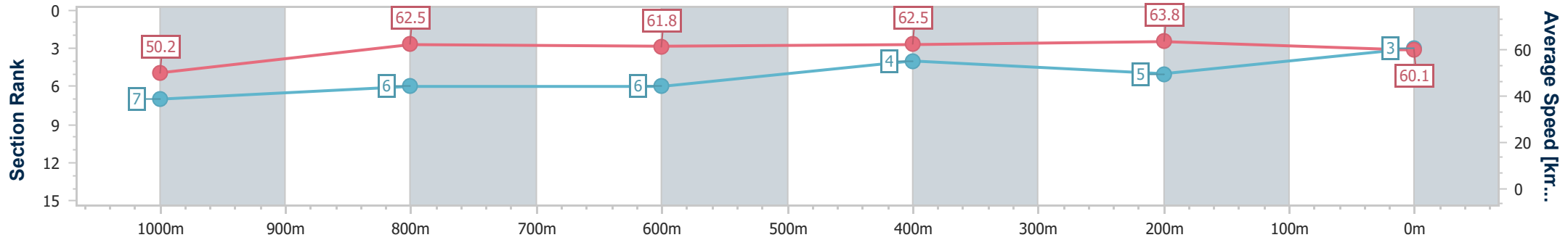
Sunshine Coast QLD Professional
 Race 4: RACE ZONE RACING SUPPLIES QTIS Three-Year-Old
 Maiden Handicap - 1200m



31 January 2025 - 20:08

Track Rating: Good 4, Weather: Fine, Rail Position: +3m Entire

Section	Overall	1000m	800m	600m	400m	200m
Section Times	1:12.57 [3] (0:14.31)	0:58.26 [7] (0:11.59)	0:46.67 [6] (0:11.80)	0:34.87 [6] (0:11.58)	0:23.29 [4] (0:11.27)	0:12.02 [5] (0:12.02)
Average Speed [km/h]	50.2	62.5	61.8	62.5	63.8	60.1
Top Speed [km/h]	63.1	63.3	62.5	64.5	65.4	61.9
Avg. Dist. to Rail [m]	4.7	3.1	1.9	1.4	4.2	4.7
Avg. Stride Freq. [Hz]	2.2	2.3	2.2	2.2	2.3	2.2
Avg. Stride Length [m]	6.4	7.7	7.8	7.8	7.7	7.5



- [] Ranking at each section and finish
- .-.- No data available at this section
- NA No data available



Horse/Jockey Name	Fратианно
Final Rank	4
Fastest Section Time (Section)	0:11.29 (400m)
Top Speed [km/h] (Section)	64.9 (400m)
Race State	Finished



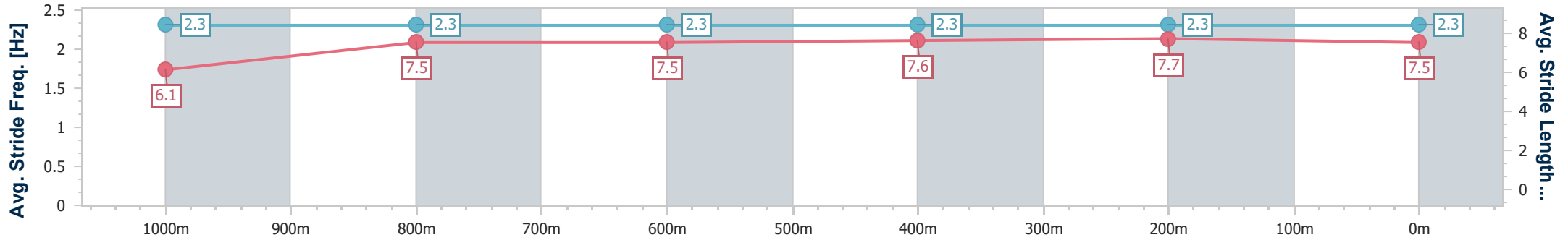
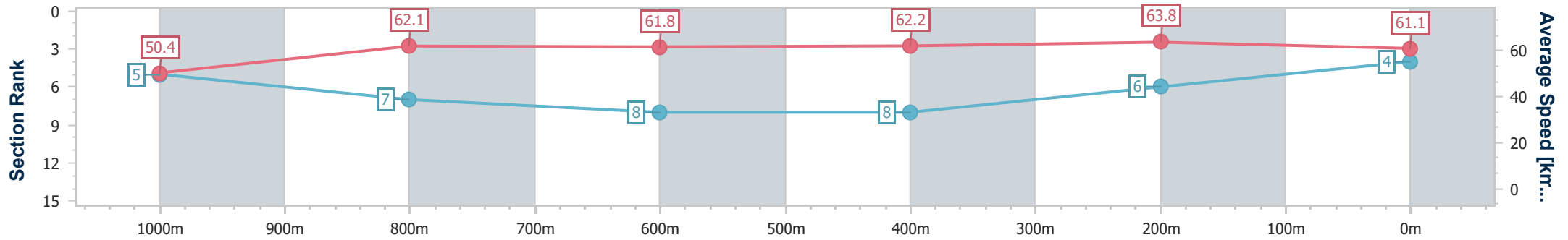
Sunshine Coast QLD Professional
 Race 4: RACE ZONE RACING SUPPLIES QTIS Three-Year-Old
 Maiden Handicap - 1200m



31 January 2025 - 20:08

Track Rating: Good 4, Weather: Fine, Rail Position: +3m Entire

Section	Overall	1000m	800m	600m	400m	200m
Section Times	1:12.64 [4] (0:14.30)	0:58.34 [5] (0:11.71)	0:46.63 [7] (0:11.82)	0:34.81 [8] (0:11.77)	0:23.04 [8] (0:11.29)	0:11.75 [6] (0:11.75)
Average Speed [km/h]	50.4	62.1	61.8	62.2	63.8	61.1
Top Speed [km/h]	62.7	62.9	62.6	64.1	64.9	62.7
Avg. Dist. to Rail [m]	7.1	4.1	2.7	2.3	5.8	6.7
Avg. Stride Freq. [Hz]	2.3	2.3	2.3	2.3	2.3	2.3
Avg. Stride Length [m]	6.1	7.5	7.5	7.6	7.7	7.5



- [] Ranking at each section and finish
- .-.- No data available at this section
- NA No data available



Horse/Jockey Name	Warna
Final Rank	5
Fastest Section Time (Section)	0:11.15 (400m)
Top Speed [km/h] (Section)	65.5 (400m)
Race State	Finished



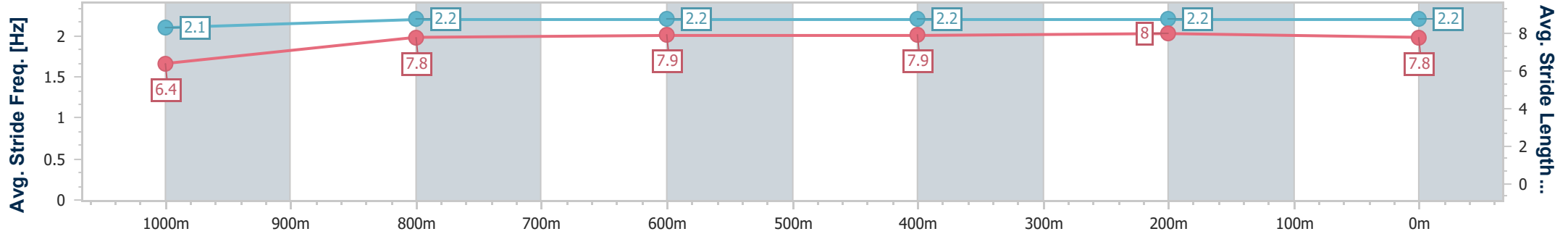
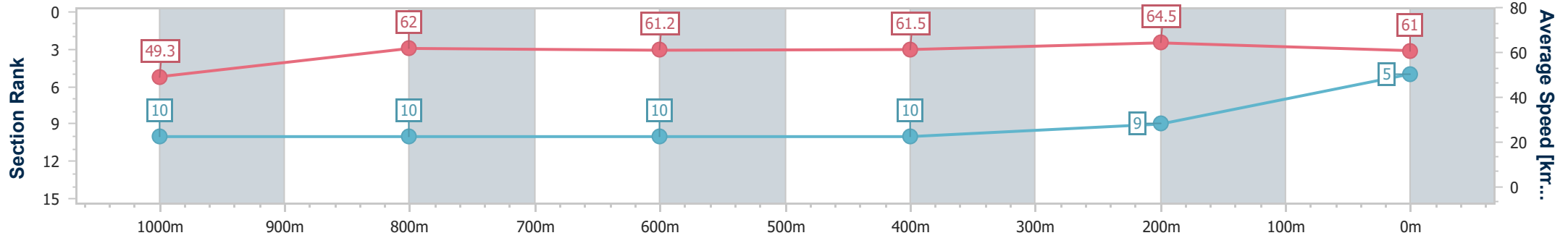
Sunshine Coast QLD Professional
 Race 4: RACE ZONE RACING SUPPLIES QTIS Three-Year-Old
 Maiden Handicap - 1200m



31 January 2025 - 20:08

Track Rating: Good 4, Weather: Fine, Rail Position: +3m Entire

Section	Overall	1000m	800m	600m	400m	200m
Section Times	1:13.01 [5] (0:14.64)	0:58.37 [10] (0:11.70)	0:46.67 [10] (0:11.90)	0:34.77 [10] (0:11.79)	0:22.98 [10] (0:11.15)	0:11.83 [9] (0:11.83)
Average Speed [km/h]	49.3	62.0	61.2	61.5	64.5	61.0
Top Speed [km/h]	62.3	63.7	62.2	63.0	65.5	64.3
Avg. Dist. to Rail [m]	5.3	3.3	2.0	1.2	3.1	4.9
Avg. Stride Freq. [Hz]	2.1	2.2	2.2	2.2	2.2	2.2
Avg. Stride Length [m]	6.4	7.8	7.9	7.9	8.0	7.8



- [] Ranking at each section and finish
- .-.- No data available at this section
- NA No data available



Horse/Jockey Name	Invisible Target
Final Rank	6
Fastest Section Time (Section)	0:11.27 (400m)
Top Speed [km/h] (Section)	65.6 (400m)
Race State	Finished



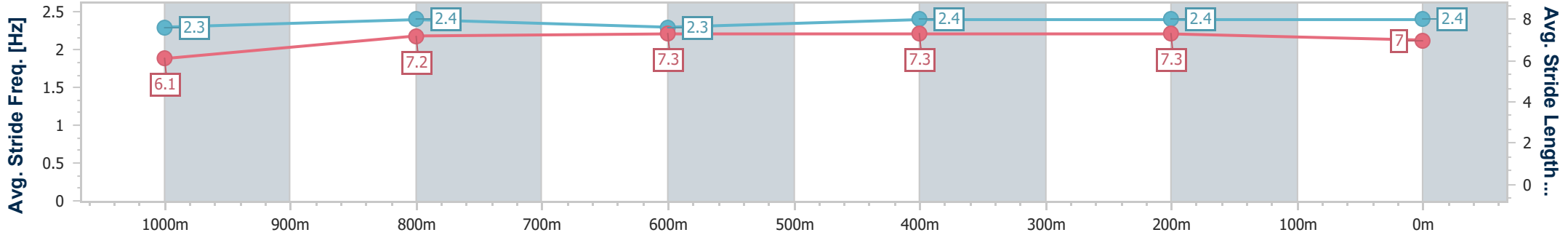
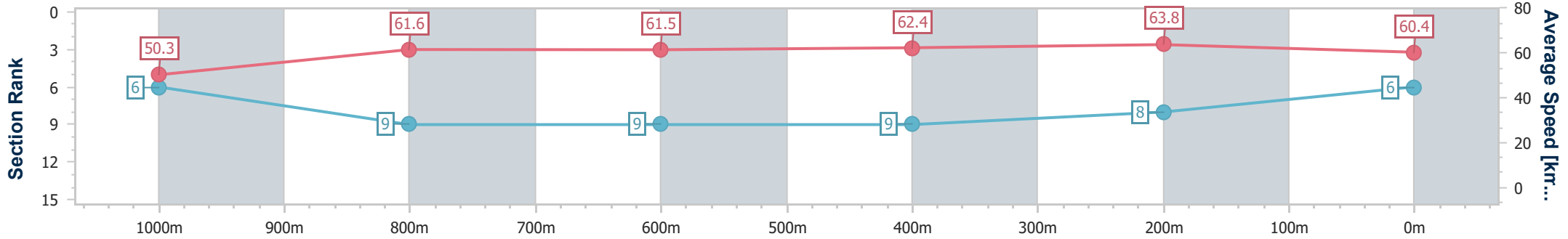
Sunshine Coast QLD Professional
 Race 4: RACE ZONE RACING SUPPLIES QTIS Three-Year-Old
 Maiden Handicap - 1200m



31 January 2025 - 20:08

Track Rating: Good 4, Weather: Fine, Rail Position: +3m Entire

Section	Overall	1000m	800m	600m	400m	200m
Section Times	1:13.05 [6] (0:14.31)	0:58.74 [6] (0:11.86)	0:46.88 [9] (0:11.94)	0:34.94 [9] (0:11.73)	0:23.21 [9] (0:11.27)	0:11.94 [8] (0:11.94)
Average Speed [km/h]	50.3	61.6	61.5	62.4	63.8	60.4
Top Speed [km/h]	62.6	62.5	62.8	64.6	65.6	62.0
Avg. Dist. to Rail [m]	10.7	6.4	3.3	2.7	6.7	7.6
Avg. Stride Freq. [Hz]	2.3	2.4	2.3	2.4	2.4	2.4
Avg. Stride Length [m]	6.1	7.2	7.3	7.3	7.3	7.0



- [] Ranking at each section and finish
- .-.- No data available at this section
- NA No data available



Horse/Jockey Name	Querida
Final Rank	7
Fastest Section Time (Section)	0:11.45 (1000m)
Top Speed [km/h] (Section)	64.1 (1000m)
Race State	Finished



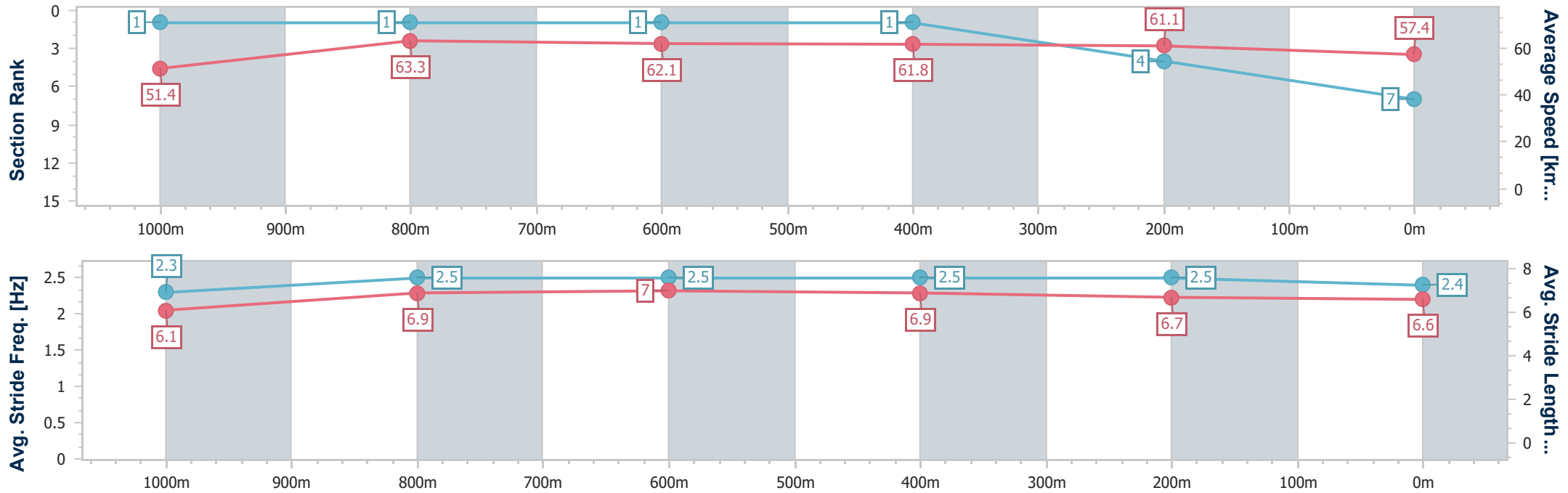
Sunshine Coast QLD Professional
 Race 4: RACE ZONE RACING SUPPLIES QTIS Three-Year-Old
 Maiden Handicap - 1200m



31 January 2025 - 20:08

Track Rating: Good 4, Weather: Fine, Rail Position: +3m Entire

Section	Overall	1000m	800m	600m	400m	200m
Section Times	1:13.11 [7] (0:13.99)	0:59.12 [1] (0:11.45)	0:47.67 [1] (0:11.68)	0:35.99 [1] (0:11.62)	0:24.37 [1] (0:11.79)	0:12.58 [4] (0:12.58)
Average Speed [km/h]	51.4	63.3	62.1	61.8	61.1	57.4
Top Speed [km/h]	63.2	64.1	62.9	62.2	62.4	60.0
Avg. Dist. to Rail [m]	6.0	2.2	1.1	0.6	0.6	0.4
Avg. Stride Freq. [Hz]	2.3	2.5	2.5	2.5	2.5	2.4
Avg. Stride Length [m]	6.1	6.9	7.0	6.9	6.7	6.6



- [] Ranking at each section and finish
- .-.- No data available at this section
- NA No data available



Horse/Jockey Name	Stromboli Delight
Final Rank	8
Fastest Section Time (Section)	0:11.50 (400m)
Top Speed [km/h] (Section)	64.1 (Overall)
Race State	Finished



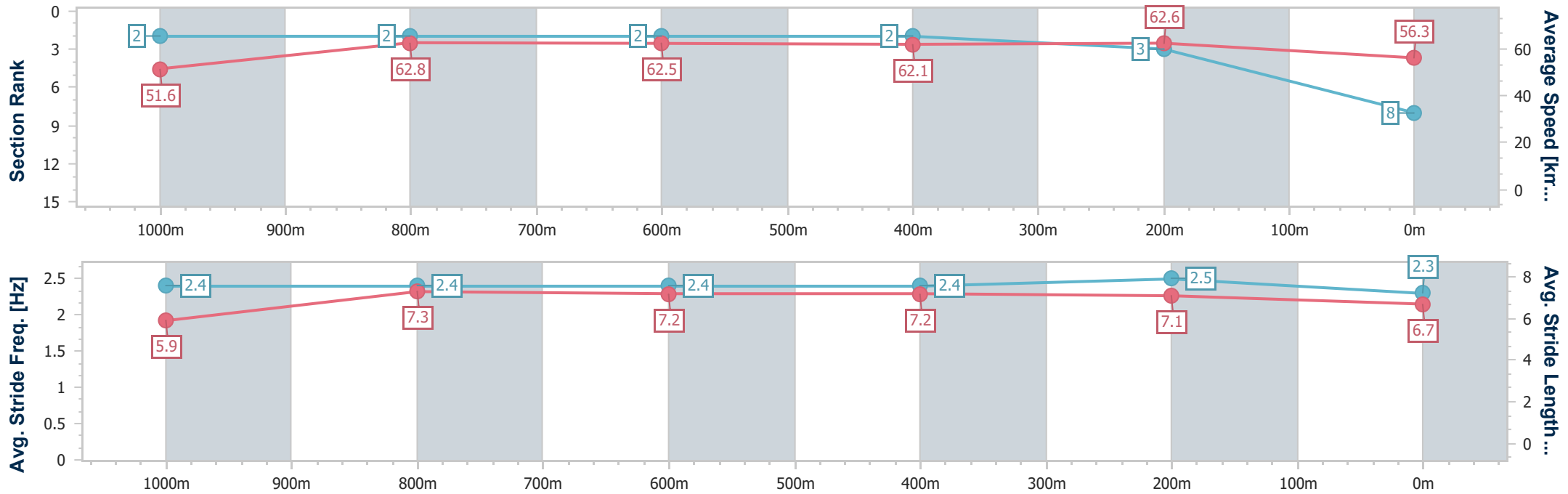
Sunshine Coast QLD Professional
 Race 4: RACE ZONE RACING SUPPLIES QTIS Three-Year-Old
 Maiden Handicap - 1200m



31 January 2025 - 20:08

Track Rating: Good 4, Weather: Fine, Rail Position: +3m Entire

Section	Overall	1000m	800m	600m	400m	200m
Section Times	1:13.19 [8] (0:14.00)	0:59.19 [2] (0:11.54)	0:47.65 [2] (0:11.67)	0:35.98 [2] (0:11.68)	0:24.30 [2] (0:11.50)	0:12.80 [3] (0:12.80)
Average Speed [km/h]	51.6	62.8	62.5	62.1	62.6	56.3
Top Speed [km/h]	64.1	63.9	63.7	63.0	63.6	59.4
Avg. Dist. to Rail [m]	7.3	3.0	2.2	1.3	2.8	3.3
Avg. Stride Freq. [Hz]	2.4	2.4	2.4	2.4	2.5	2.3
Avg. Stride Length [m]	5.9	7.3	7.2	7.2	7.1	6.7



- [] Ranking at each section and finish
- .-.- No data available at this section
- NA No data available



Horse/Jockey Name	Bitten By A Prince
Final Rank	9
Fastest Section Time (Section)	0:11.44 (1000m)
Top Speed [km/h] (Section)	64.4 (400m)
Race State	Finished



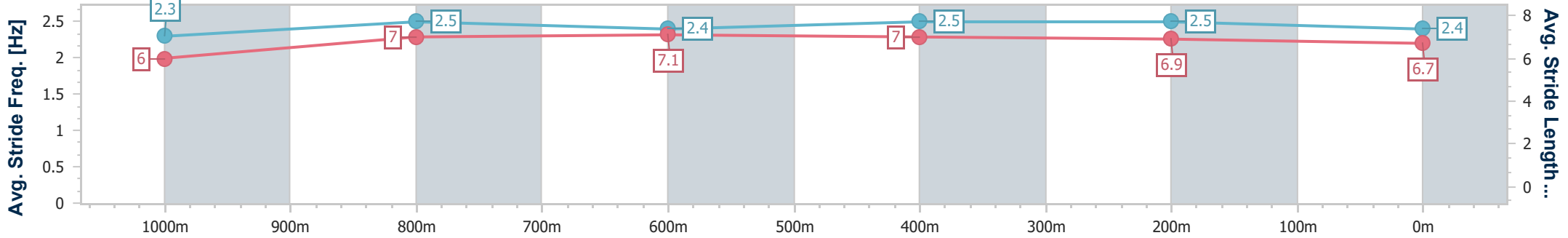
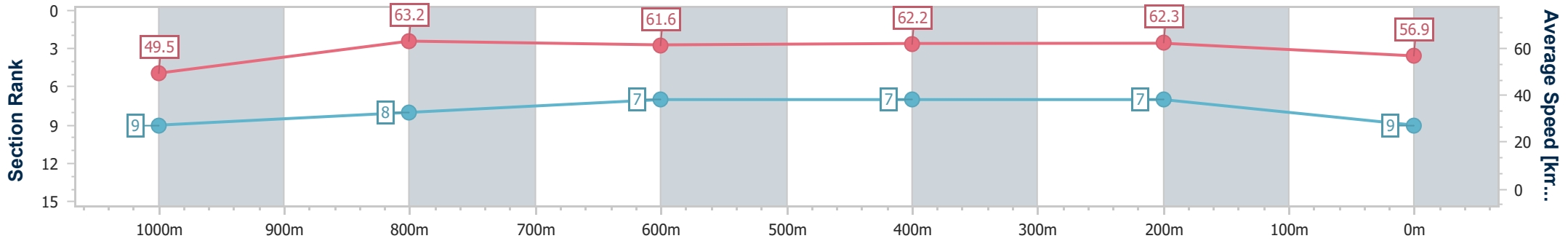
Sunshine Coast QLD Professional
 Race 4: RACE ZONE RACING SUPPLIES QTIS Three-Year-Old
 Maiden Handicap - 1200m



31 January 2025 - 20:08

Track Rating: Good 4, Weather: Fine, Rail Position: +3m Entire

Section	Overall	1000m	800m	600m	400m	200m
Section Times	1:13.63 [9] (0:14.58)	0:59.05 [9] (0:11.44)	0:47.61 [8] (0:11.77)	0:35.84 [7] (0:11.62)	0:24.22 [7] (0:11.53)	0:12.69 [7] (0:12.69)
Average Speed [km/h]	49.5	63.2	61.6	62.2	62.3	56.9
Top Speed [km/h]	62.9	63.8	62.7	63.4	64.4	59.6
Avg. Dist. to Rail [m]	3.2	2.2	1.3	0.7	0.7	0.3
Avg. Stride Freq. [Hz]	2.3	2.5	2.4	2.5	2.5	2.4
Avg. Stride Length [m]	6.0	7.0	7.1	7.0	6.9	6.7



- [] Ranking at each section and finish
- .-.- No data available at this section
- NA No data available



Horse/Jockey Name	Bodyswerve
Final Rank	10
Fastest Section Time (Section)	0:11.42 (1000m)
Top Speed [km/h] (Section)	65.6 (1000m)
Race State	Finished



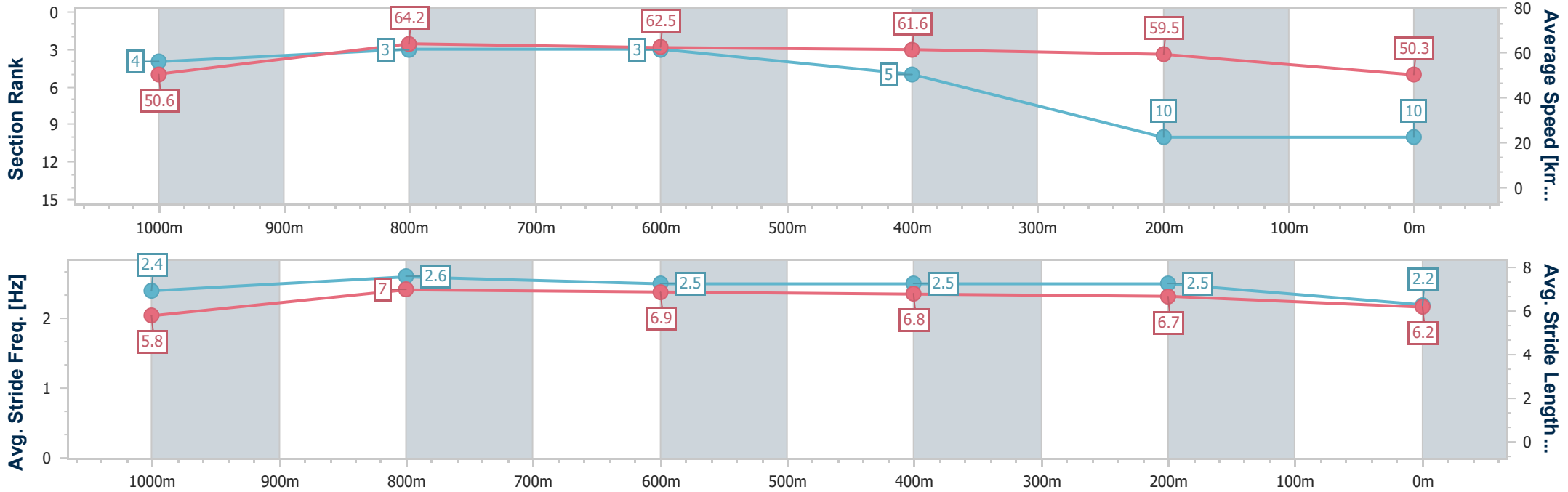
Sunshine Coast QLD Professional
 Race 4: RACE ZONE RACING SUPPLIES QTIS Three-Year-Old
 Maiden Handicap - 1200m



31 January 2025 - 20:08

Track Rating: Good 4, Weather: Fine, Rail Position: +3m Entire

Section	Overall	1000m	800m	600m	400m	200m
Section Times	1:15.66 [10] (0:14.26)	1:01.40 [4] (0:11.42)	0:49.98 [3] (0:11.73)	0:38.25 [3] (0:11.87)	0:26.38 [5] (0:12.10)	0:14.28 [10] (0:14.28)
Average Speed [km/h]	50.6	64.2	62.5	61.6	59.5	50.3
Top Speed [km/h]	64.5	65.6	64.3	62.2	62.2	56.6
Avg. Dist. to Rail [m]	9.2	5.8	3.5	2.3	5.5	6.2
Avg. Stride Freq. [Hz]	2.4	2.6	2.5	2.5	2.5	2.2
Avg. Stride Length [m]	5.8	7.0	6.9	6.8	6.7	6.2



- [] Ranking at each section and finish
- .-.- No data available at this section
- NA No data available