



Sunshine Coast QLD Professional

Race 2: PELICAN WATERS GOLF CLUB BENCHMARK 58 Handicap - 2200m



31 January 2025 - 18:38

Track Rating: Good 4, Weather: Fine, Rail Position: +3m Entire

Section		Overall	2000m	1800m	1600m	1400m	1200m	1000m	Last 600m				
Field Times		2:18.86 (0:14.27)	2:04.59 (0:12.07)	1:52.52 (0:12.59)	1:39.93 (0:12.60)	1:27.33 (0:12.41)	1:14.92 (0:12.39)	1:02.53 (0:12.67)	0:37.22				
Rank	TAB Horse/Jockey	Barrier	Top Speed [km/h]	Fastest Section									Distance Travelled [m]
1	5 FORUM ONE Mark Du Plessis	2	62.3	0:11.97	2:18.86 [1] (0:15.23)	2:03.63 [6] (0:11.97)	1:51.66 [5] (0:12.39)	1:39.27 [5] (0:12.63)	1:26.64 [5] (0:12.33)	1:14.31 [5] (0:12.57)	1:01.74 [5] (0:12.51)	0:36.81	
2	1 OUR ORATOR Robbie Dolan	4	60.9	0:12.07	2:18.95 [2] (0:14.82)	2:04.13 [4] (0:12.07)	1:52.06 [4] (0:12.39)	1:39.67 [3] (0:12.62)	1:27.05 [3] (0:12.38)	1:14.67 [4] (0:12.49)	1:02.18 [4] (0:12.55)	0:37.11	-6
3	2 KOVANOS Jace McMurray	6	61.3	0:12.12	2:19.11 [3] (0:14.73)	2:04.38 [3] (0:12.14)	1:52.24 [3] (0:12.46)	1:39.78 [4] (0:12.57)	1:27.21 [4] (0:12.37)	1:14.84 [3] (0:12.48)	1:02.36 [3] (0:12.51)	0:37.27	+0
4	4 MADALSA Hannah Richardson	5	62.4	0:12.03	2:19.30 [4] (0:14.41)	2:04.89 [2] (0:12.03)	1:52.86 [2] (0:12.63)	1:40.23 [2] (0:12.59)	1:27.64 [2] (0:12.39)	1:15.25 [2] (0:12.40)	1:02.85 [2] (0:12.65)	0:37.66	-1
5	6 NITROGLYCERINE Nikita Beriman	1	61.7	0:12.04	2:19.33 [5] (0:15.16)	2:04.17 [5] (0:12.04)	1:52.13 [6] (0:12.48)	1:39.65 [6] (0:12.64)	1:27.01 [6] (0:12.36)	1:14.65 [6] (0:12.48)	1:02.17 [6] (0:12.52)	0:37.23	-6
6	3 SON OF SATONO Justin Stanley	3	62.7	0:12.07	2:26.92 [6] (0:14.27)	2:12.65 [1] (0:12.07)	2:00.58 [1] (0:12.59)	1:47.99 [1] (0:12.60)	1:35.39 [1] (0:12.41)	1:22.98 [1] (0:12.39)	1:10.59 [1] (0:12.67)	0:45.28	-9

[] Ranking at each section and finish
 -:-:-:- No data available at this section
 NA No data available

SCN Saddle cloth number
 DNF Did not finish
 DNT Did not track



Sunshine Coast QLD Professional
Race 2: PELICAN WATERS GOLF CLUB BENCHMARK 58 Handicap - 2200m

31 January 2025 - 18:38



Track Rating: Good 4, Weather: Fine, Rail Position: +3m Entire

Section				800m	600m	400m	200m					
Field Times				0:49.86 (0:12.64)	0:37.22 (0:12.32)	0:24.90 (0:12.27)	0:12.63 (0:12.63)	Last 600m 0:37.22				
Rank	TAB	Horse/Jockey	Barrier	Top Speed [km/h]	Fastest Section	Margin				Distance Travelled [m]		
1	5	FORUM ONE Mark Du Plessis	2	62.3 Overall	0:11.97 2000m	0:49.23 [5] (0:12.42)	0:36.81 [5] (0:12.25)	0:24.56 [4] (0:11.97)	0:12.59 [2] (0:12.59)	2:18.86	0:36.81	
2	1	OUR ORATOR Robbie Dolan	4	60.9 Overall	0:12.07 2000m	0:49.63 [4] (0:12.52)	0:37.11 [4] (0:12.42)	0:24.69 [3] (0:12.16)	0:12.53 [4] (0:12.53)	0.4L	0:37.11	-6
3	2	KOVANOS Jace McMurray	6	61.3 Overall	0:12.12 400m	0:49.85 [3] (0:12.58)	0:37.27 [3] (0:12.31)	0:24.96 [2] (0:12.12)	0:12.84 [3] (0:12.84)	1.2L	0:37.27	+0
4	4	MADALSA Hannah Richardson	5	62.4 Overall	0:12.03 2000m	0:50.20 [2] (0:12.54)	0:37.66 [2] (0:12.32)	0:25.34 [1] (0:12.27)	0:13.07 [1] (0:13.07)	2.2L	0:37.66	-1
5	6	NITROGLYCERINE Nikita Beriman	1	61.7 2000m	0:12.04 2000m	0:49.65 [6] (0:12.42)	0:37.23 [6] (0:12.42)	0:24.81 [6] (0:12.16)	0:12.65 [5] (0:12.65)	2.4L	0:37.23	-6
6	3	SON OF SATONO Justin Stanley	3	62.7 Overall	0:12.07 2000m	0:57.92 [1] (0:12.64)	0:45.28 [1] (0:12.87)	0:32.41 [5] (0:14.42)	0:17.99 [6] (0:17.99)	46.9L	0:45.28	-9

[] Ranking at each section and finish
 -:-:-:- No data available at this section
 NA No data available

SCN Saddle cloth number
 DNF Did not finish
 DNT Did not track



Horse/Jockey Name	Forum One
Final Rank	1
Fastest Section Time (Section)	0:11.97 (2000m)
Top Speed [km/h] (Section)	62.3 (Overall)
Race State	Finished



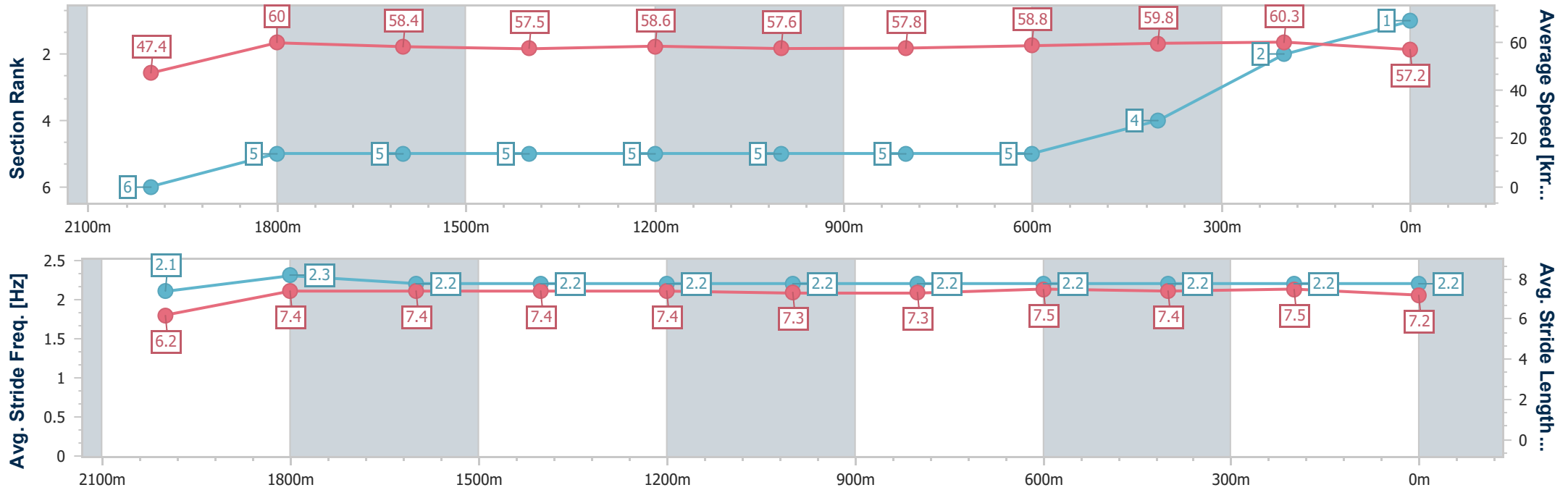
Sunshine Coast QLD Professional
 Race 2: PELICAN WATERS GOLF CLUB BENCHMARK 58
 Handicap - 2200m



31 January 2025 - 18:38

Track Rating: Good 4, Weather: Fine, Rail Position: +3m Entire

Section	Overall	2000m	1800m	1600m	1400m	1200m	1000m	800m	600m	400m	200m
Section Times	2:18.86 [1] (0:15.23)	2:03.63 [6] (0:11.97)	1:51.66 [5] (0:12.39)	1:39.27 [5] (0:12.63)	1:26.64 [5] (0:12.33)	1:14.31 [5] (0:12.57)	1:01.74 [5] (0:12.51)	0:49.23 [5] (0:12.42)	0:36.81 [5] (0:12.25)	0:24.56 [4] (0:11.97)	0:12.59 [2] (0:12.59)
Average Speed [km/h]	47.4	60.0	58.4	57.5	58.6	57.6	57.8	58.8	59.8	60.3	57.2
Top Speed [km/h]	62.3	62.1	59.7	59.5	59.8	58.6	58.6	60.0	60.4	60.6	59.8
Avg. Dist. to Rail [m]	5.1	0.3	0.6	2.4	2.9	3.4	3.0	2.5	2.9	3.2	4.5
Avg. Stride Freq. [Hz]	2.1	2.3	2.2	2.2	2.2	2.2	2.2	2.2	2.2	2.2	2.2
Avg. Stride Length [m]	6.2	7.4	7.4	7.4	7.4	7.3	7.3	7.5	7.4	7.5	7.2



- [] Ranking at each section and finish
- .-.- No data available at this section
- NA No data available



Horse/Jockey Name	Our Orator
Final Rank	2
Fastest Section Time (Section)	0:12.07 (2000m)
Top Speed [km/h] (Section)	60.9 (Overall)
Race State	Finished



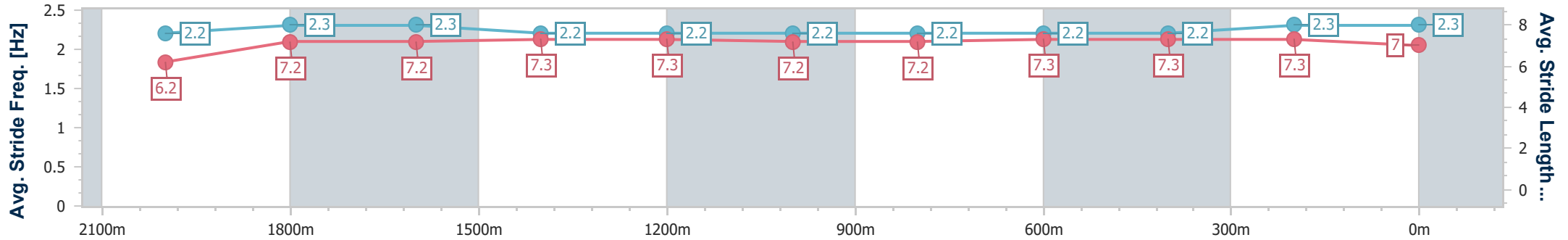
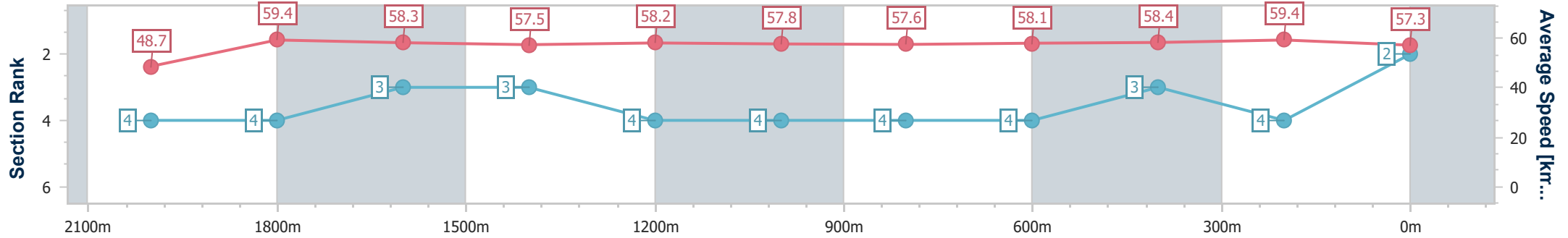
Sunshine Coast QLD Professional
Race 2: PELICAN WATERS GOLF CLUB BENCHMARK 58
Handicap - 2200m



31 January 2025 - 18:38

Track Rating: Good 4, Weather: Fine, Rail Position: +3m Entire

Section	Overall	2000m	1800m	1600m	1400m	1200m	1000m	800m	600m	400m	200m
Section Times	2:18.95 [2] (0:14.82)	2:04.13 [4] (0:12.07)	1:52.06 [4] (0:12.39)	1:39.67 [3] (0:12.62)	1:27.05 [3] (0:12.38)	1:14.67 [4] (0:12.49)	1:02.18 [4] (0:12.55)	0:49.63 [4] (0:12.52)	0:37.11 [4] (0:12.42)	0:24.69 [3] (0:12.16)	0:12.53 [4] (0:12.53)
Average Speed [km/h]	48.7	59.4	58.3	57.5	58.2	57.8	57.6	58.1	58.4	59.4	57.3
Top Speed [km/h]	60.9	60.8	60.5	58.7	58.8	58.6	58.1	58.7	59.4	59.7	58.7
Avg. Dist. to Rail [m]	4.7	0.3	0.5	1.7	2.0	2.4	2.0	1.4	1.6	2.2	2.7
Avg. Stride Freq. [Hz]	2.2	2.3	2.3	2.2	2.2	2.2	2.2	2.2	2.2	2.3	2.3
Avg. Stride Length [m]	6.2	7.2	7.2	7.3	7.3	7.2	7.2	7.3	7.3	7.3	7.0



- [] Ranking at each section and finish
- .-.- No data available at this section
- NA No data available



Horse/Jockey Name	Kovanos
Final Rank	3
Fastest Section Time (Section)	0:12.12 (400m)
Top Speed [km/h] (Section)	61.3 (Overall)
Race State	Finished



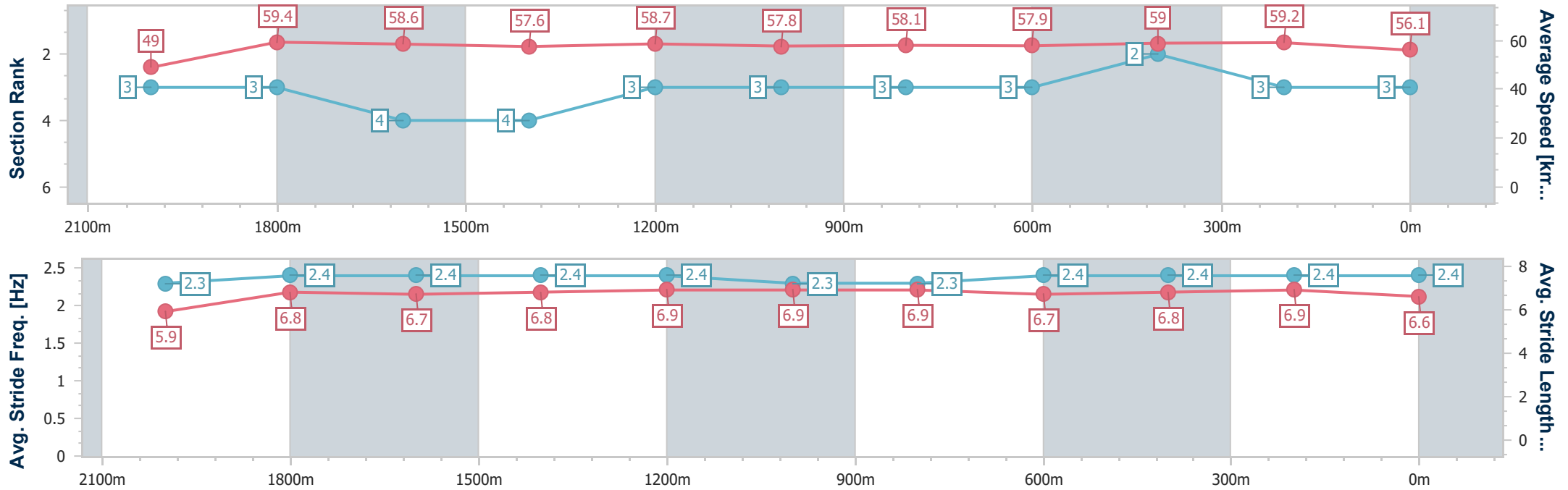
Sunshine Coast QLD Professional
Race 2: PELICAN WATERS GOLF CLUB BENCHMARK 58
Handicap - 2200m



31 January 2025 - 18:38

Track Rating: Good 4, Weather: Fine, Rail Position: +3m Entire

Section	Overall	2000m	1800m	1600m	1400m	1200m	1000m	800m	600m	400m	200m
Section Times	2:19.11 [3] (0:14.73)	2:04.38 [3] (0:12.14)	1:52.24 [3] (0:12.46)	1:39.78 [4] (0:12.57)	1:27.21 [4] (0:12.37)	1:14.84 [3] (0:12.48)	1:02.36 [3] (0:12.51)	0:49.85 [3] (0:12.58)	0:37.27 [3] (0:12.31)	0:24.96 [2] (0:12.12)	0:12.84 [3] (0:12.84)
Average Speed [km/h]	49.0	59.4	58.6	57.6	58.7	57.8	58.1	57.9	59.0	59.2	56.1
Top Speed [km/h]	61.3	60.4	60.1	59.6	59.0	58.4	58.6	60.5	60.6	60.7	58.2
Avg. Dist. to Rail [m]	7.6	1.1	1.6	3.0	3.2	3.5	3.1	2.3	1.2	0.9	2.7
Avg. Stride Freq. [Hz]	2.3	2.4	2.4	2.4	2.4	2.3	2.3	2.4	2.4	2.4	2.4
Avg. Stride Length [m]	5.9	6.8	6.7	6.8	6.9	6.9	6.9	6.7	6.8	6.9	6.6



- [] Ranking at each section and finish
- .-.- No data available at this section
- NA No data available



Horse/Jockey Name	Madalsa
Final Rank	4
Fastest Section Time (Section)	0:12.03 (2000m)
Top Speed [km/h] (Section)	62.4 (Overall)
Race State	Finished



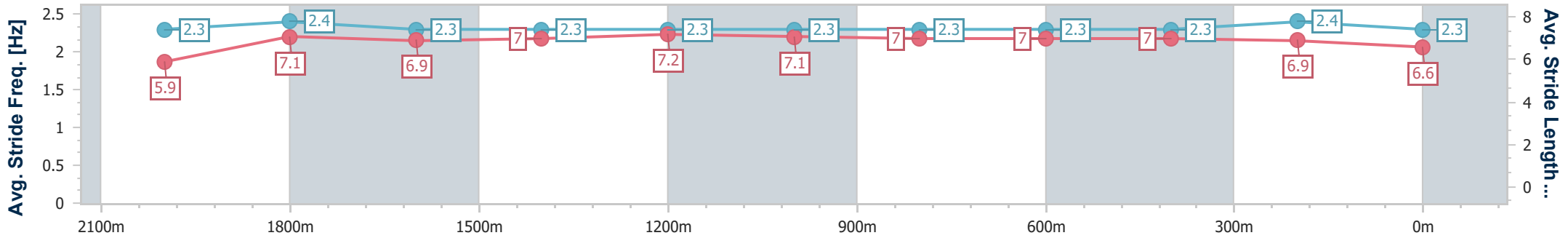
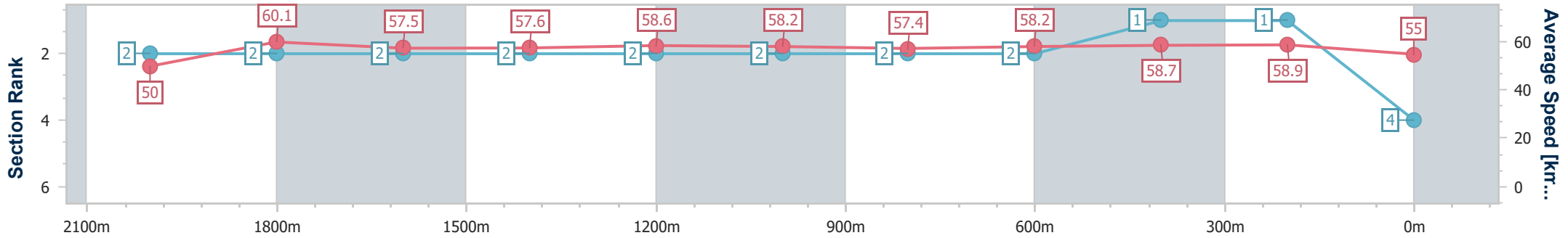
Sunshine Coast QLD Professional
 Race 2: PELICAN WATERS GOLF CLUB BENCHMARK 58
 Handicap - 2200m



31 January 2025 - 18:38

Track Rating: Good 4, Weather: Fine, Rail Position: +3m Entire

Section	Overall	2000m	1800m	1600m	1400m	1200m	1000m	800m	600m	400m	200m
Section Times	2:19.30 [4] (0:14.41)	2:04.89 [2] (0:12.03)	1:52.86 [2] (0:12.63)	1:40.23 [2] (0:12.59)	1:27.64 [2] (0:12.39)	1:15.25 [2] (0:12.40)	1:02.85 [2] (0:12.65)	0:50.20 [2] (0:12.54)	0:37.66 [2] (0:12.32)	0:25.34 [1] (0:12.27)	0:13.07 [1] (0:13.07)
Average Speed [km/h]	50.0	60.1	57.5	57.6	58.6	58.2	57.4	58.2	58.7	58.9	55.0
Top Speed [km/h]	62.4	61.9	58.1	59.0	59.0	58.6	58.0	58.7	59.2	59.3	57.7
Avg. Dist. to Rail [m]	6.6	1.0	1.3	2.9	3.3	3.5	3.2	2.3	1.0	0.6	0.7
Avg. Stride Freq. [Hz]	2.3	2.4	2.3	2.3	2.3	2.3	2.3	2.3	2.3	2.4	2.3
Avg. Stride Length [m]	5.9	7.1	6.9	7.0	7.2	7.1	7.0	7.0	7.0	6.9	6.6



- [] Ranking at each section and finish
- .-.- No data available at this section
- NA No data available



Horse/Jockey Name	Nitroglycerine
Final Rank	5
Fastest Section Time (Section)	0:12.04 (2000m)
Top Speed [km/h] (Section)	61.7 (2000m)
Race State	Finished



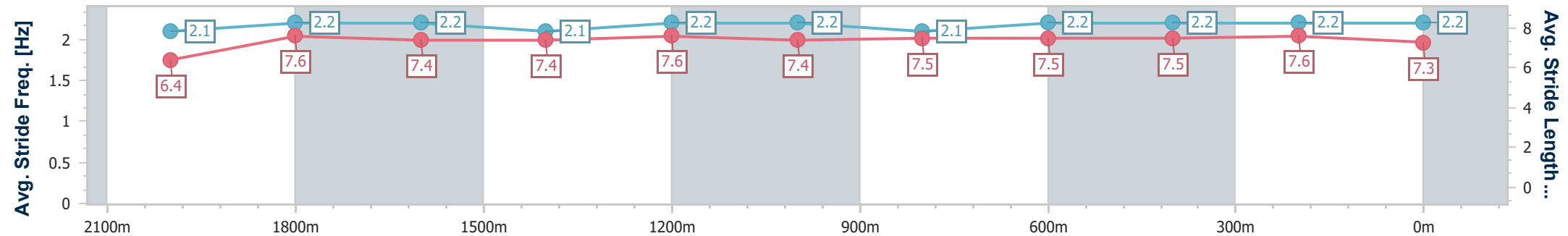
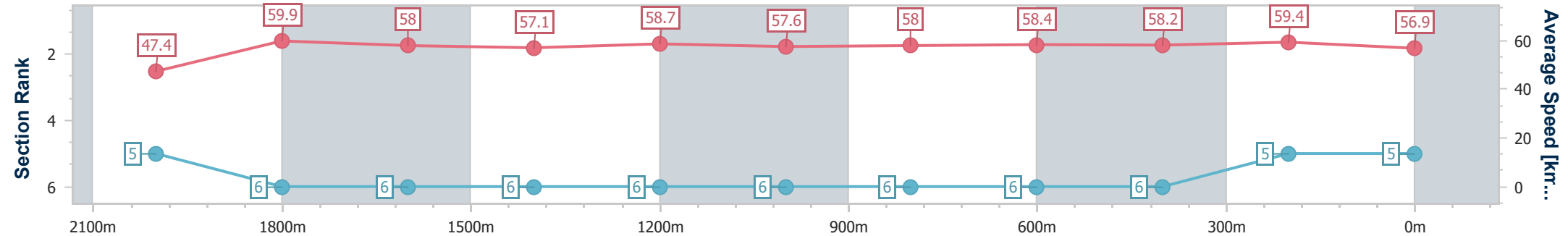
Sunshine Coast QLD Professional
 Race 2: PELICAN WATERS GOLF CLUB BENCHMARK 58
 Handicap - 2200m



31 January 2025 - 18:38

Track Rating: Good 4, Weather: Fine, Rail Position: +3m Entire

Section	Overall	2000m	1800m	1600m	1400m	1200m	1000m	800m	600m	400m	200m
Section Times	2:19.33 [5] (0:15.16)	2:04.17 [5] (0:12.04)	1:52.13 [6] (0:12.48)	1:39.65 [6] (0:12.64)	1:27.01 [6] (0:12.36)	1:14.65 [6] (0:12.48)	1:02.17 [6] (0:12.52)	0:49.65 [6] (0:12.42)	0:37.23 [6] (0:12.42)	0:24.81 [6] (0:12.16)	0:12.65 [5] (0:12.65)
Average Speed [km/h]	47.4	59.9	58.0	57.1	58.7	57.6	58.0	58.4	58.2	59.4	56.9
Top Speed [km/h]	61.6	61.7	59.6	59.6	58.8	58.4	58.8	59.3	58.9	59.5	58.9
Avg. Dist. to Rail [m]	3.9	0.2	0.6	1.7	2.0	2.3	2.1	1.4	1.0	3.8	5.3
Avg. Stride Freq. [Hz]	2.1	2.2	2.2	2.1	2.2	2.2	2.1	2.2	2.2	2.2	2.2
Avg. Stride Length [m]	6.4	7.6	7.4	7.4	7.6	7.4	7.5	7.5	7.5	7.6	7.3



- [] Ranking at each section and finish
- .-.- No data available at this section
- NA No data available



Horse/Jockey Name	Son Of Satono
Final Rank	6
Fastest Section Time (Section)	0:12.07 (2000m)
Top Speed [km/h] (Section)	62.7 (Overall)
Race State	Finished



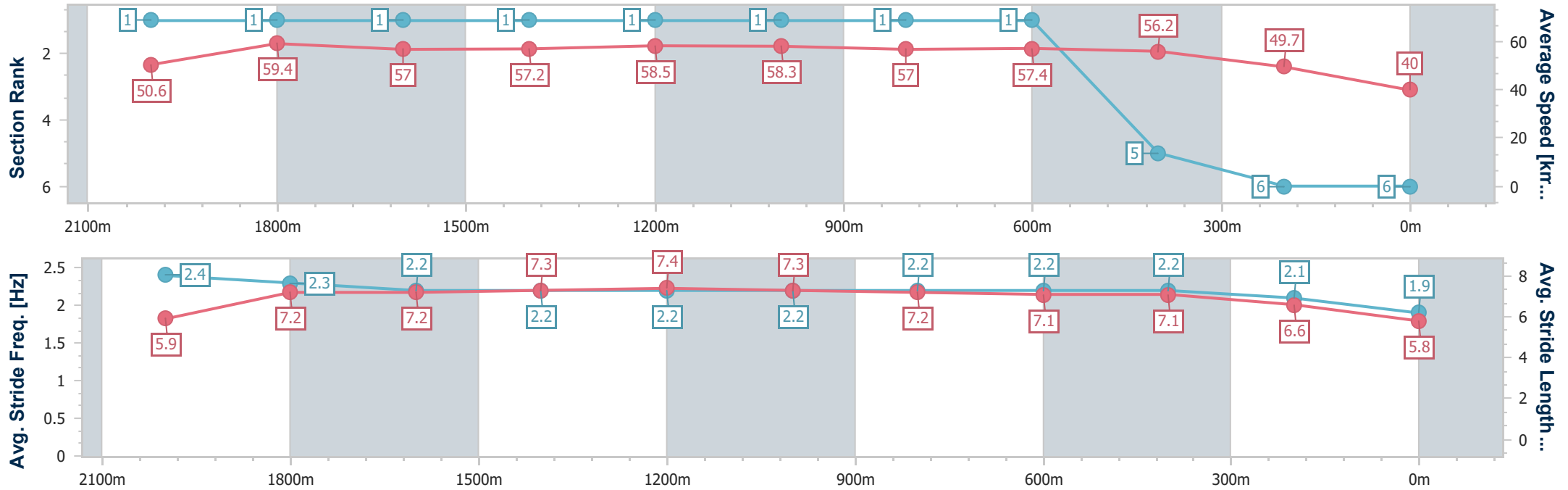
Sunshine Coast QLD Professional
Race 2: PELICAN WATERS GOLF CLUB BENCHMARK 58
Handicap - 2200m



31 January 2025 - 18:38

Track Rating: Good 4, Weather: Fine, Rail Position: +3m Entire

Section	Overall	2000m	1800m	1600m	1400m	1200m	1000m	800m	600m	400m	200m
Section Times	2:26.92 [6] (0:14.27)	2:12.65 [1] (0:12.07)	2:00.58 [1] (0:12.59)	1:47.99 [1] (0:12.60)	1:35.39 [1] (0:12.41)	1:22.98 [1] (0:12.39)	1:10.59 [1] (0:12.67)	0:57.92 [1] (0:12.64)	0:45.28 [1] (0:12.87)	0:32.41 [5] (0:14.42)	0:17.99 [6] (0:17.99)
Average Speed [km/h]	50.6	59.4	57.0	57.2	58.5	58.3	57.0	57.4	56.2	49.7	40.0
Top Speed [km/h]	62.7	62.0	58.5	59.4	59.3	58.7	58.1	57.8	57.6	55.0	44.1
Avg. Dist. to Rail [m]	4.5	0.4	0.7	1.0	2.3	2.5	2.3	1.4	0.3	0.8	0.5
Avg. Stride Freq. [Hz]	2.4	2.3	2.2	2.2	2.2	2.2	2.2	2.2	2.2	2.1	1.9
Avg. Stride Length [m]	5.9	7.2	7.2	7.3	7.4	7.3	7.2	7.1	7.1	6.6	5.8



- [] Ranking at each section and finish
- .-.- No data available at this section
- NA No data available