



Sunshine Coast QLD Professional

Race 1: SYMONS LAXON RACING Maiden Plate - 2200m

31 January 2025 - 18:08



Track Rating: Good 4, Weather: Fine, Rail Position: +3m Entire

Section		Overall	2000m	1800m	1600m	1400m	1200m	1000m	Last 600m					
Field Times		2:18.71 (0:14.25)	2:04.46 (0:11.10)	1:53.36 (0:11.70)	1:41.66 (0:12.07)	1:29.59 (0:12.44)	1:17.15 (0:12.90)	1:04.25 (0:13.01)	0:37.84					
Rank	TAB Horse/Jockey	Barrier	Top Speed [km/h]	Fastest Section										Distance Travelled [m]
1	5 NAVILLUS HELLFIRE Luke Tarrant	2	65.9 2000m	0:11.19 2000m	2:18.71 [1] (0:14.76)	2:03.95 [6] (0:11.19)	1:52.76 [5] (0:11.87)	1:40.89 [5] (0:12.04)	1:28.85 [5] (0:12.33)	1:16.52 [5] (0:12.81)	1:03.71 [4] (0:12.89)	0:37.71		
2	3 BOLERO Sean Cormack	1	64.3 2000m	0:11.29 2000m	2:21.19 [2] (0:14.67)	2:06.52 [5] (0:11.29)	1:55.23 [6] (0:11.97)	1:43.26 [6] (0:12.03)	1:31.23 [6] (0:12.33)	1:18.90 [6] (0:12.72)	1:06.18 [5] (0:12.84)	0:40.16	+3	
3	6 SASSY TAP Nikita Beriman	4	67.5 Overall	0:11.00 2000m	2:21.68 [3] (0:14.44)	2:07.24 [4] (0:11.00)	1:56.24 [3] (0:11.82)	1:44.42 [3] (0:11.92)	1:32.50 [2] (0:12.48)	1:20.02 [2] (0:12.86)	1:07.16 [2] (0:12.95)	0:40.81	-3	
4	2 BETTER BELIEVE IT Georgina Cartwright	7	66.2 2000m	0:11.30 2000m	2:22.62 [4] (0:14.40)	2:08.22 [3] (0:11.30)	1:56.92 [4] (0:11.77)	1:45.15 [4] (0:12.10)	1:33.05 [4] (0:12.52)	1:20.53 [4] (0:12.95)	1:07.58 [6] (0:13.26)	0:41.25	-1	
5	4 CUT DIAMONDS Olivia Kendal	6	63.5 2000m	0:11.43 2000m	2:23.03 [5] (0:15.07)	2:07.96 [7] (0:11.43)	1:56.53 [7] (0:11.85)	1:44.68 [7] (0:11.95)	1:32.73 [7] (0:12.27)	1:20.46 [7] (0:12.75)	1:07.71 [7] (0:13.23)	0:41.46	-5	
6	7 JUSTANOTHER HUNGEE Taylor Marshall	5	67.4 2000m	0:11.10 2000m	2:27.08 [6] (0:14.25)	2:12.83 [1] (0:11.10)	2:01.73 [1] (0:11.70)	1:50.03 [1] (0:12.07)	1:37.96 [1] (0:12.44)	1:25.52 [1] (0:12.90)	1:12.62 [1] (0:13.15)	0:45.74	+0	
7	1 CITY OF TROY Rob Thorburn	3	65.7 2000m	0:11.12 2000m	2:33.44 [7] (0:14.31)	2:19.13 [2] (0:11.12)	2:08.01 [2] (0:11.80)	1:56.21 [2] (0:12.08)	1:44.13 [3] (0:12.52)	1:31.61 [3] (0:12.92)	1:18.69 [3] (0:13.30)	0:51.90	-3	

[] Ranking at each section and finish
 -:-:- No data available at this section
 NA No data available

SCN Saddle cloth number
 DNF Did not finish
 DNT Did not track



Sunshine Coast QLD Professional

Race 1: SYMONS LAXON RACING Maiden Plate - 2200m

31 January 2025 - 18:08



Track Rating: Good 4, Weather: Fine, Rail Position: +3m Entire

Section				800m	600m	400m	200m	Last 600m				
Field Times				0:51.24 (0:13.40)	0:37.84 (0:13.11)	0:24.73 (0:12.09)	0:12.64 (0:12.64)	0:37.84				
Rank	TAB	Horse/Jockey	Barrier	Top Speed [km/h]	Fastest Section	Margin				Distance Travelled [m]		
1	5	NAVILLUS HELLFIRE Luke Tarrant	2	65.9 2000m	0:11.19 2000m	0:50.82 [4] (0:13.11)	0:37.71 [2] (0:12.98)	0:24.73 [1] (0:12.09)	0:12.64 [1] (0:12.64)	2:18.71	0:37.71	
2	3	BOLERO Sean Cormack	1	64.3 2000m	0:11.29 2000m	0:53.34 [3] (0:13.18)	0:40.16 [3] (0:13.37)	0:26.79 [3] (0:13.14)	0:13.65 [2] (0:13.65)	14.5L	0:40.16	+3
3	6	SASSY TAP Nikita Beriman	4	67.5 Overall	0:11.00 2000m	0:54.21 [1] (0:13.40)	0:40.81 [1] (0:13.26)	0:27.55 [2] (0:13.42)	0:14.13 [3] (0:14.13)	17.3L	0:40.81	-3
4	2	BETTER BELIEVE IT Georgina Cartwright	7	66.2 2000m	0:11.30 2000m	0:54.32 [6] (0:13.07)	0:41.25 [5] (0:13.42)	0:27.83 [5] (0:13.45)	0:14.38 [4] (0:14.38)	22.8L	0:41.25	-1
5	4	CUT DIAMONDS Olivia Kendal	6	63.5 2000m	0:11.43 2000m	0:54.48 [7] (0:13.02)	0:41.46 [7] (0:13.19)	0:28.27 [4] (0:13.50)	0:14.77 [5] (0:14.77)	25.1L	0:41.46	-5
6	7	JUSTANOTHER HUNGEE Taylor Marshall	5	67.4 2000m	0:11.10 2000m	0:59.47 [2] (0:13.73)	0:45.74 [4] (0:13.70)	0:32.04 [6] (0:15.39)	0:16.65 [6] (0:16.65)	48.9L	0:45.74	+0
7	1	CITY OF TROY Rob Thorburn	3	65.7 2000m	0:11.12 2000m	1:05.39 [5] (0:13.49)	0:51.90 [6] (0:14.39)	0:37.51 [7] (0:17.77)	0:19.74 [7] (0:19.74)	86.2L	0:51.90	-3

[] Ranking at each section and finish
 -:-:- No data available at this section
 NA No data available

SCN Saddle cloth number
 DNF Did not finish
 DNT Did not track



Horse/Jockey Name	Navillus Hellfire
Final Rank	1
Fastest Section Time (Section)	0:11.19 (2000m)
Top Speed [km/h] (Section)	65.9 (2000m)
Race State	Finished



Sunshine Coast QLD Professional

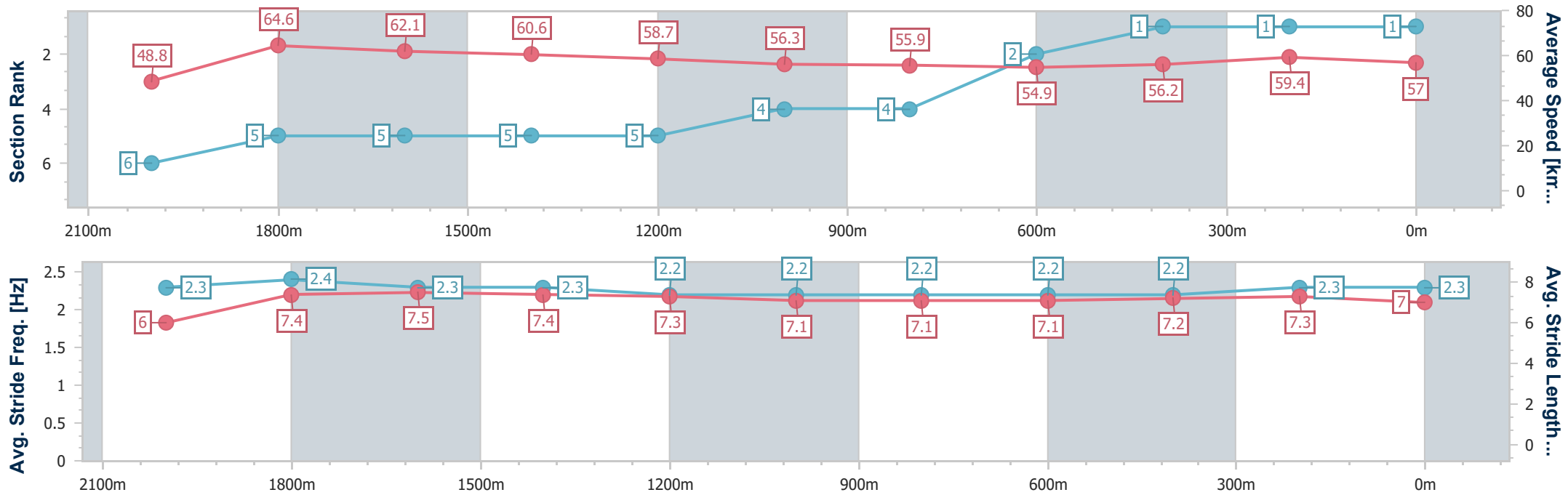
Race 1: SYMONS LAXON RACING Maiden Plate - 2200m



31 January 2025 - 18:08

Track Rating: Good 4, Weather: Fine, Rail Position: +3m Entire

Section	Overall	2000m	1800m	1600m	1400m	1200m	1000m	800m	600m	400m	200m
Section Times	2:18.71 [1] (0:14.76)	2:03.95 [6] (0:11.19)	1:52.76 [5] (0:11.87)	1:40.89 [5] (0:12.04)	1:28.85 [5] (0:12.33)	1:16.52 [5] (0:12.81)	1:03.71 [4] (0:12.89)	0:50.82 [4] (0:13.11)	0:37.71 [2] (0:12.98)	0:24.73 [1] (0:12.09)	0:12.64 [1] (0:12.64)
Average Speed [km/h]	48.8	64.6	62.1	60.6	58.7	56.3	55.9	54.9	56.2	59.4	57.0
Top Speed [km/h]	64.3	65.9	64.6	61.9	60.7	57.5	56.8	55.9	58.0	61.5	59.6
Avg. Dist. to Rail [m]	7.7	0.7	3.6	4.3	2.4	1.5	0.2	0.3	2.0	1.1	1.6
Avg. Stride Freq. [Hz]	2.3	2.4	2.3	2.3	2.2	2.2	2.2	2.2	2.2	2.3	2.3
Avg. Stride Length [m]	6.0	7.4	7.5	7.4	7.3	7.1	7.1	7.1	7.2	7.3	7.0



- [] Ranking at each section and finish
- .-.- No data available at this section
- NA No data available



Horse/Jockey Name	Bolero
Final Rank	2
Fastest Section Time (Section)	0:11.29 (2000m)
Top Speed [km/h] (Section)	64.3 (2000m)
Race State	Finished



Sunshine Coast QLD Professional

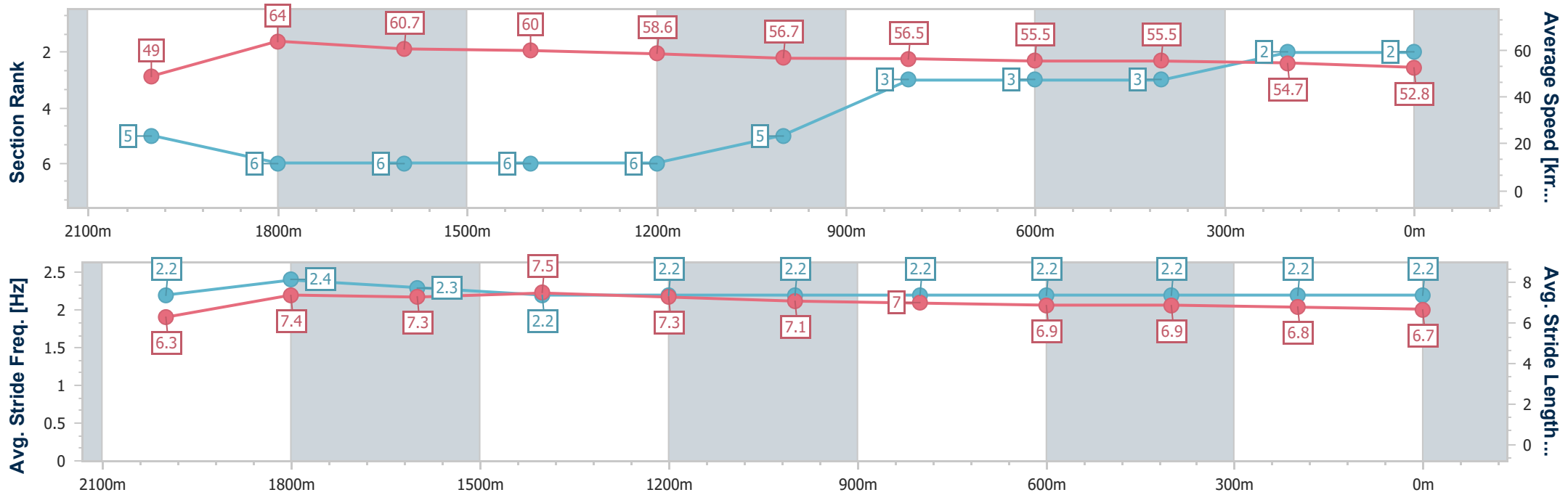
Race 1: SYMONS LAXON RACING Maiden Plate - 2200m



31 January 2025 - 18:08

Track Rating: Good 4, Weather: Fine, Rail Position: +3m Entire

Section	Overall	2000m	1800m	1600m	1400m	1200m	1000m	800m	600m	400m	200m
Section Times	2:21.19 [2] (0:14.67)	2:06.52 [5] (0:11.29)	1:55.23 [6] (0:11.97)	1:43.26 [6] (0:12.03)	1:31.23 [6] (0:12.33)	1:18.90 [6] (0:12.72)	1:06.18 [5] (0:12.84)	0:53.34 [3] (0:13.18)	0:40.16 [3] (0:13.37)	0:26.79 [3] (0:13.14)	0:13.65 [2] (0:13.65)
Average Speed [km/h]	49.0	64.0	60.7	60.0	58.6	56.7	56.5	55.5	55.5	54.7	52.8
Top Speed [km/h]	63.1	64.3	61.5	60.5	60.4	57.7	57.1	56.3	56.1	56.1	54.0
Avg. Dist. to Rail [m]	2.9	0.6	1.4	1.3	1.6	1.7	1.4	3.1	5.3	6.3	5.6
Avg. Stride Freq. [Hz]	2.2	2.4	2.3	2.2	2.2	2.2	2.2	2.2	2.2	2.2	2.2
Avg. Stride Length [m]	6.3	7.4	7.3	7.5	7.3	7.1	7.0	6.9	6.9	6.8	6.7



- [] Ranking at each section and finish
- .-.- No data available at this section
- NA No data available



Horse/Jockey Name	Sassy Tap
Final Rank	3
Fastest Section Time (Section)	0:11.00 (2000m)
Top Speed [km/h] (Section)	67.5 (Overall)
Race State	Finished



Sunshine Coast QLD Professional

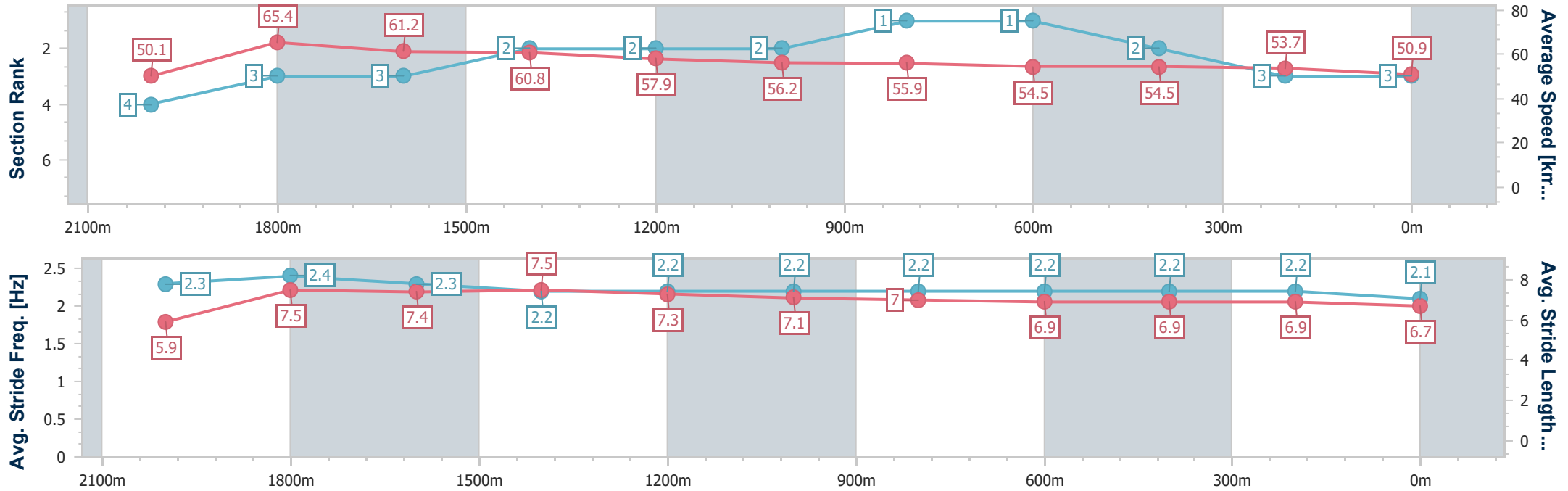
Race 1: SYMONS LAXON RACING Maiden Plate - 2200m



31 January 2025 - 18:08

Track Rating: Good 4, Weather: Fine, Rail Position: +3m Entire

Section	Overall	2000m	1800m	1600m	1400m	1200m	1000m	800m	600m	400m	200m
Section Times	2:21.68 [3] (0:14.44)	2:07.24 [4] (0:11.00)	1:56.24 [3] (0:11.82)	1:44.42 [3] (0:11.92)	1:32.50 [2] (0:12.48)	1:20.02 [2] (0:12.86)	1:07.16 [2] (0:12.95)	0:54.21 [1] (0:13.40)	0:40.81 [1] (0:13.26)	0:27.55 [2] (0:13.42)	0:14.13 [3] (0:14.13)
Average Speed [km/h]	50.1	65.4	61.2	60.8	57.9	56.2	55.9	54.5	54.5	53.7	50.9
Top Speed [km/h]	67.5	67.4	63.0	62.0	59.0	57.1	56.3	54.9	55.0	54.8	52.7
Avg. Dist. to Rail [m]	6.3	0.7	0.7	1.6	1.9	2.7	2.5	2.0	1.1	1.6	3.0
Avg. Stride Freq. [Hz]	2.3	2.4	2.3	2.2	2.2	2.2	2.2	2.2	2.2	2.2	2.1
Avg. Stride Length [m]	5.9	7.5	7.4	7.5	7.3	7.1	7.0	6.9	6.9	6.9	6.7



- [] Ranking at each section and finish
- .-.- No data available at this section
- NA No data available



Horse/Jockey Name	Better Believe It
Final Rank	4
Fastest Section Time (Section)	0:11.30 (2000m)
Top Speed [km/h] (Section)	66.2 (2000m)
Race State	Finished



Sunshine Coast QLD Professional

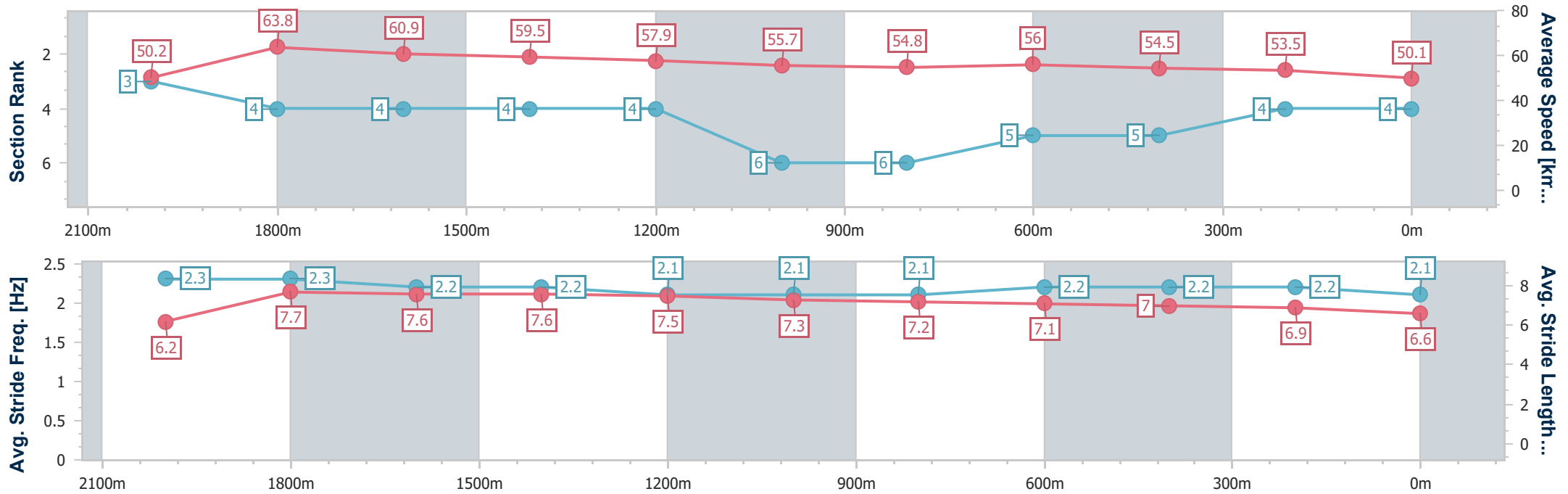
Race 1: SYMONS LAXON RACING Maiden Plate - 2200m



31 January 2025 - 18:08

Track Rating: Good 4, Weather: Fine, Rail Position: +3m Entire

Section	Overall	2000m	1800m	1600m	1400m	1200m	1000m	800m	600m	400m	200m
Section Times	2:22.62 [4] (0:14.40)	2:08.22 [3] (0:11.30)	1:56.92 [4] (0:11.77)	1:45.15 [4] (0:12.10)	1:33.05 [4] (0:12.52)	1:20.53 [4] (0:12.95)	1:07.58 [6] (0:13.26)	0:54.32 [6] (0:13.07)	0:41.25 [5] (0:13.42)	0:27.83 [5] (0:13.45)	0:14.38 [4] (0:14.38)
Average Speed [km/h]	50.2	63.8	60.9	59.5	57.9	55.7	54.8	56.0	54.5	53.5	50.1
Top Speed [km/h]	66.0	66.2	62.3	60.1	58.8	56.5	56.2	57.2	56.4	54.7	52.1
Avg. Dist. to Rail [m]	9.9	1.9	0.9	1.2	2.3	2.8	2.9	3.4	2.5	2.2	1.5
Avg. Stride Freq. [Hz]	2.3	2.3	2.2	2.2	2.1	2.1	2.1	2.2	2.2	2.2	2.1
Avg. Stride Length [m]	6.2	7.7	7.6	7.6	7.5	7.3	7.2	7.1	7.0	6.9	6.6



- [] Ranking at each section and finish
- .-.- No data available at this section
- NA No data available



Horse/Jockey Name	Cut Diamonds
Final Rank	5
Fastest Section Time (Section)	0:11.43 (2000m)
Top Speed [km/h] (Section)	63.5 (2000m)
Race State	Finished



Sunshine Coast QLD Professional

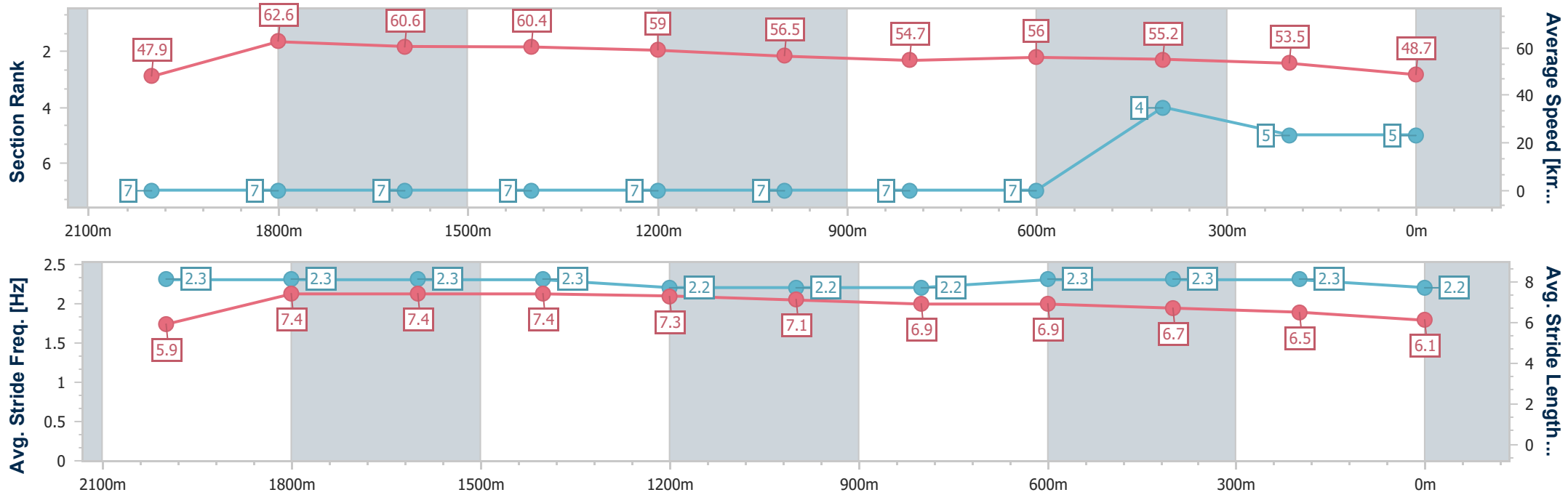
Race 1: SYMONS LAXON RACING Maiden Plate - 2200m



31 January 2025 - 18:08

Track Rating: Good 4, Weather: Fine, Rail Position: +3m Entire

Section	Overall	2000m	1800m	1600m	1400m	1200m	1000m	800m	600m	400m	200m
Section Times	2:23.03 [5] (0:15.07)	2:07.96 [7] (0:11.43)	1:56.53 [7] (0:11.85)	1:44.68 [7] (0:11.95)	1:32.73 [7] (0:12.27)	1:20.46 [7] (0:12.75)	1:07.71 [7] (0:13.23)	0:54.48 [7] (0:13.02)	0:41.46 [7] (0:13.19)	0:28.27 [4] (0:13.50)	0:14.77 [5] (0:14.77)
Average Speed [km/h]	47.9	62.6	60.6	60.4	59.0	56.5	54.7	56.0	55.2	53.5	48.7
Top Speed [km/h]	61.7	63.5	62.4	61.0	60.2	58.6	55.2	56.5	56.8	55.4	51.1
Avg. Dist. to Rail [m]	7.0	1.5	0.8	1.6	1.9	2.2	2.0	2.1	2.2	1.3	0.6
Avg. Stride Freq. [Hz]	2.3	2.3	2.3	2.3	2.2	2.2	2.2	2.3	2.3	2.3	2.2
Avg. Stride Length [m]	5.9	7.4	7.4	7.4	7.3	7.1	6.9	6.9	6.7	6.5	6.1



- [] Ranking at each section and finish
- .-.- No data available at this section
- NA No data available



Horse/Jockey Name	Justanother Hungee
Final Rank	6
Fastest Section Time (Section)	0:11.10 (2000m)
Top Speed [km/h] (Section)	67.4 (2000m)
Race State	Finished



Sunshine Coast QLD Professional

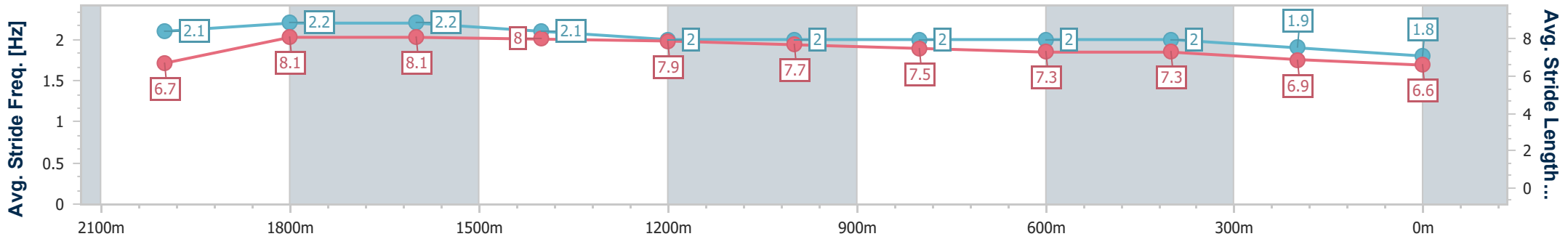
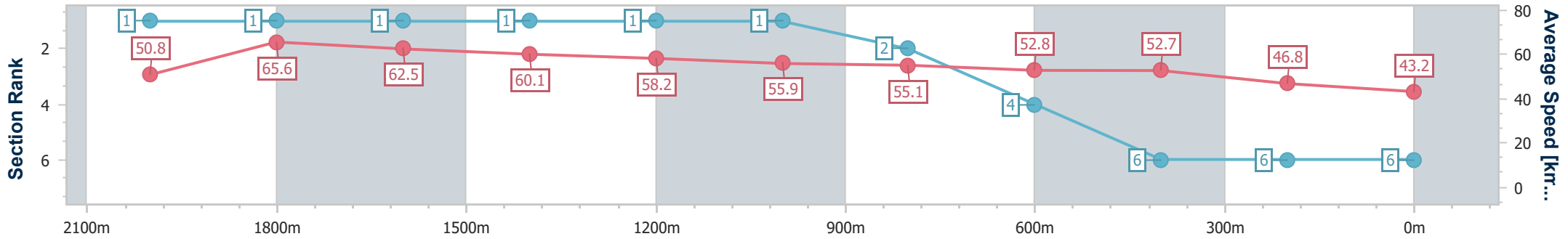
Race 1: SYMONS LAXON RACING Maiden Plate - 2200m



31 January 2025 - 18:08

Track Rating: Good 4, Weather: Fine, Rail Position: +3m Entire

Section	Overall	2000m	1800m	1600m	1400m	1200m	1000m	800m	600m	400m	200m
Section Times	2:27.08 [6] (0:14.25)	2:12.83 [1] (0:11.10)	2:01.73 [1] (0:11.70)	1:50.03 [1] (0:12.07)	1:37.96 [1] (0:12.44)	1:25.52 [1] (0:12.90)	1:12.62 [1] (0:13.15)	0:59.47 [2] (0:13.73)	0:45.74 [4] (0:13.70)	0:32.04 [6] (0:15.39)	0:16.65 [6] (0:16.65)
Average Speed [km/h]	50.8	65.6	62.5	60.1	58.2	55.9	55.1	52.8	52.7	46.8	43.2
Top Speed [km/h]	66.0	67.4	63.9	61.1	59.8	57.0	55.4	53.5	53.5	51.1	45.9
Avg. Dist. to Rail [m]	8.4	3.3	2.9	1.2	1.9	2.3	2.0	1.2	0.7	0.9	1.0
Avg. Stride Freq. [Hz]	2.1	2.2	2.2	2.1	2.0	2.0	2.0	2.0	2.0	1.9	1.8
Avg. Stride Length [m]	6.7	8.1	8.1	8.0	7.9	7.7	7.5	7.3	7.3	6.9	6.6



- [] Ranking at each section and finish
- .-.- No data available at this section
- NA No data available



Horse/Jockey Name	City Of Troy
Final Rank	7
Fastest Section Time (Section)	0:11.12 (2000m)
Top Speed [km/h] (Section)	65.7 (2000m)
Race State	Finished



Sunshine Coast QLD Professional

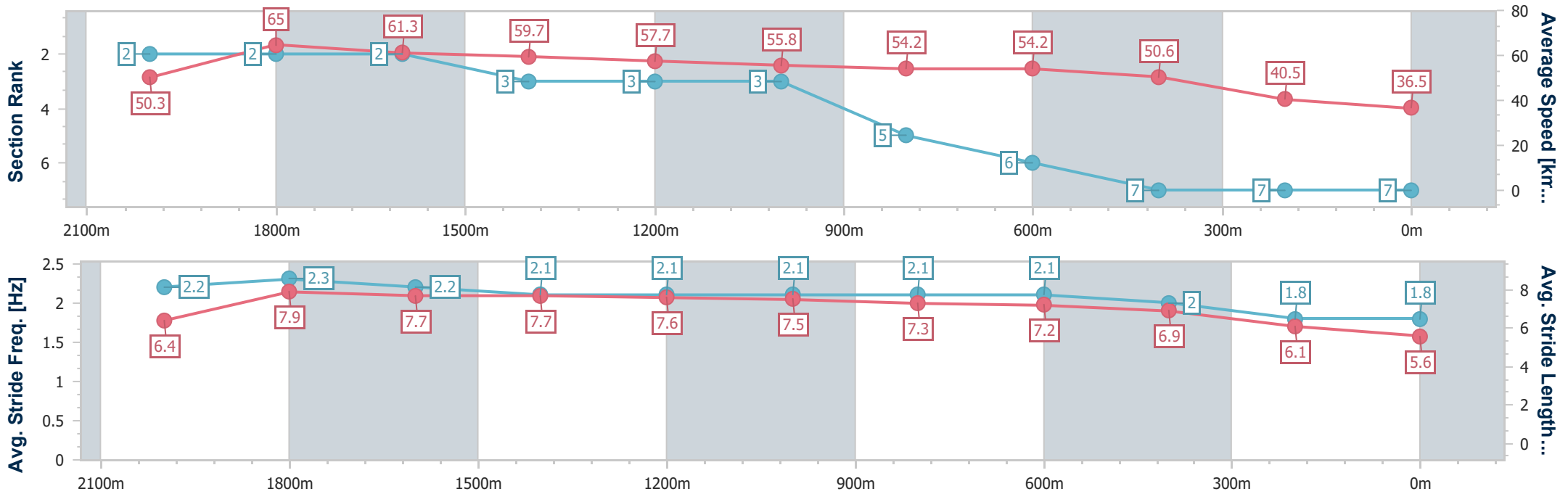
Race 1: SYMONS LAXON RACING Maiden Plate - 2200m



31 January 2025 - 18:08

Track Rating: Good 4, Weather: Fine, Rail Position: +3m Entire

Section	Overall	2000m	1800m	1600m	1400m	1200m	1000m	800m	600m	400m	200m
Section Times	2:33.44 [7] (0:14.31)	2:19.13 [2] (0:11.12)	2:08.01 [2] (0:11.80)	1:56.21 [2] (0:12.08)	1:44.13 [3] (0:12.52)	1:31.61 [3] (0:12.92)	1:18.69 [3] (0:13.30)	1:05.39 [5] (0:13.49)	0:51.90 [6] (0:14.39)	0:37.51 [7] (0:17.77)	0:19.74 [7] (0:19.74)
Average Speed [km/h]	50.3	65.0	61.3	59.7	57.7	55.8	54.2	54.2	50.6	40.5	36.5
Top Speed [km/h]	65.4	65.7	63.2	60.5	58.4	56.0	55.3	54.4	54.4	45.5	37.4
Avg. Dist. to Rail [m]	6.5	1.0	0.8	0.7	1.0	1.4	1.0	2.0	2.4	2.7	0.9
Avg. Stride Freq. [Hz]	2.2	2.3	2.2	2.1	2.1	2.1	2.1	2.1	2.0	1.8	1.8
Avg. Stride Length [m]	6.4	7.9	7.7	7.7	7.6	7.5	7.3	7.2	6.9	6.1	5.6



- [] Ranking at each section and finish
- .-.- No data available at this section
- NA No data available



Sunshine Coast QLD Professional

Race 2: PELICAN WATERS GOLF CLUB BENCHMARK 58 Handicap - 2200m



31 January 2025 - 18:38

Track Rating: Good 4, Weather: Fine, Rail Position: +3m Entire

Section		Overall	2000m	1800m	1600m	1400m	1200m	1000m	Last 600m				
Field Times		2:18.86 (0:14.27)	2:04.59 (0:12.07)	1:52.52 (0:12.59)	1:39.93 (0:12.60)	1:27.33 (0:12.41)	1:14.92 (0:12.39)	1:02.53 (0:12.67)	0:37.22				
Rank	TAB Horse/Jockey	Barrier	Top Speed [km/h]	Fastest Section									Distance Travelled [m]
1	5 FORUM ONE Mark Du Plessis	2	62.3	0:11.97	2:18.86 [1] (0:15.23)	2:03.63 [6] (0:11.97)	1:51.66 [5] (0:12.39)	1:39.27 [5] (0:12.63)	1:26.64 [5] (0:12.33)	1:14.31 [5] (0:12.57)	1:01.74 [5] (0:12.51)	0:36.81	
2	1 OUR ORATOR Robbie Dolan	4	60.9	0:12.07	2:18.95 [2] (0:14.82)	2:04.13 [4] (0:12.07)	1:52.06 [4] (0:12.39)	1:39.67 [3] (0:12.62)	1:27.05 [3] (0:12.38)	1:14.67 [4] (0:12.49)	1:02.18 [4] (0:12.55)	0:37.11	-6
3	2 KOVANOS Jace McMurray	6	61.3	0:12.12	2:19.11 [3] (0:14.73)	2:04.38 [3] (0:12.14)	1:52.24 [3] (0:12.46)	1:39.78 [4] (0:12.57)	1:27.21 [4] (0:12.37)	1:14.84 [3] (0:12.48)	1:02.36 [3] (0:12.51)	0:37.27	+0
4	4 MADALSA Hannah Richardson	5	62.4	0:12.03	2:19.30 [4] (0:14.41)	2:04.89 [2] (0:12.03)	1:52.86 [2] (0:12.63)	1:40.23 [2] (0:12.59)	1:27.64 [2] (0:12.39)	1:15.25 [2] (0:12.40)	1:02.85 [2] (0:12.65)	0:37.66	-1
5	6 NITROGLYCERINE Nikita Beriman	1	61.7	0:12.04	2:19.33 [5] (0:15.16)	2:04.17 [5] (0:12.04)	1:52.13 [6] (0:12.48)	1:39.65 [6] (0:12.64)	1:27.01 [6] (0:12.36)	1:14.65 [6] (0:12.48)	1:02.17 [6] (0:12.52)	0:37.23	-6
6	3 SON OF SATONO Justin Stanley	3	62.7	0:12.07	2:26.92 [6] (0:14.27)	2:12.65 [1] (0:12.07)	2:00.58 [1] (0:12.59)	1:47.99 [1] (0:12.60)	1:35.39 [1] (0:12.41)	1:22.98 [1] (0:12.39)	1:10.59 [1] (0:12.67)	0:45.28	-9

[] Ranking at each section and finish
 -:-:-:- No data available at this section
 NA No data available

SCN Saddle cloth number
 DNF Did not finish
 DNT Did not track



Sunshine Coast QLD Professional
Race 2: PELICAN WATERS GOLF CLUB BENCHMARK 58 Handicap - 2200m

31 January 2025 - 18:38



Track Rating: Good 4, Weather: Fine, Rail Position: +3m Entire

Section					800m	600m	400m	200m			Last 600m	
Field Times					0:49.86 (0:12.64)	0:37.22 (0:12.32)	0:24.90 (0:12.27)	0:12.63 (0:12.63)			0:37.22	
Rank	TAB	Horse/Jockey	Barrier	Top Speed [km/h]	Fastest Section					Margin	Distance Travelled [m]	
1	5	FORUM ONE Mark Du Plessis	2	62.3 Overall	0:11.97 2000m	0:49.23 [5] (0:12.42)	0:36.81 [5] (0:12.25)	0:24.56 [4] (0:11.97)	0:12.59 [2] (0:12.59)	2:18.86	0:36.81	
2	1	OUR ORATOR Robbie Dolan	4	60.9 Overall	0:12.07 2000m	0:49.63 [4] (0:12.52)	0:37.11 [4] (0:12.42)	0:24.69 [3] (0:12.16)	0:12.53 [4] (0:12.53)	0.4L	0:37.11	-6
3	2	KOVANOS Jace McMurray	6	61.3 Overall	0:12.12 400m	0:49.85 [3] (0:12.58)	0:37.27 [3] (0:12.31)	0:24.96 [2] (0:12.12)	0:12.84 [3] (0:12.84)	1.2L	0:37.27	+0
4	4	MADALSA Hannah Richardson	5	62.4 Overall	0:12.03 2000m	0:50.20 [2] (0:12.54)	0:37.66 [2] (0:12.32)	0:25.34 [1] (0:12.27)	0:13.07 [1] (0:13.07)	2.2L	0:37.66	-1
5	6	NITROGLYCERINE Nikita Beriman	1	61.7 2000m	0:12.04 2000m	0:49.65 [6] (0:12.42)	0:37.23 [6] (0:12.42)	0:24.81 [6] (0:12.16)	0:12.65 [5] (0:12.65)	2.4L	0:37.23	-6
6	3	SON OF SATONO Justin Stanley	3	62.7 Overall	0:12.07 2000m	0:57.92 [1] (0:12.64)	0:45.28 [1] (0:12.87)	0:32.41 [5] (0:14.42)	0:17.99 [6] (0:17.99)	46.9L	0:45.28	-9

[] Ranking at each section and finish
 -:-:-:- No data available at this section
 NA No data available

SCN Saddle cloth number
 DNF Did not finish
 DNT Did not track



Horse/Jockey Name	Forum One
Final Rank	1
Fastest Section Time (Section)	0:11.97 (2000m)
Top Speed [km/h] (Section)	62.3 (Overall)
Race State	Finished



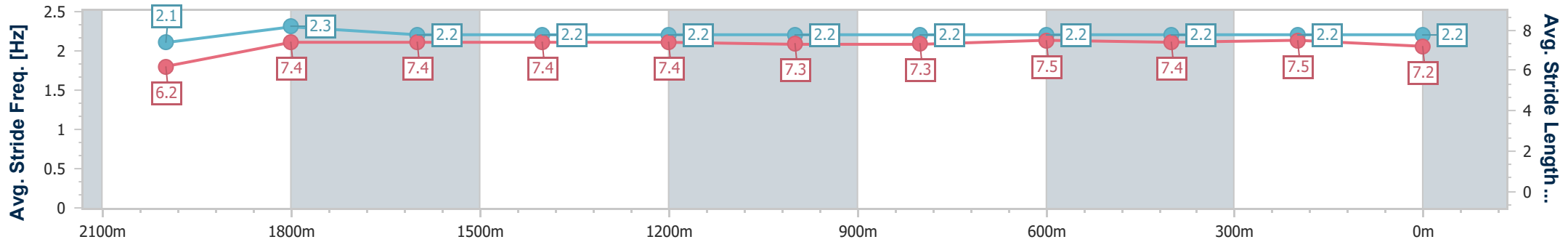
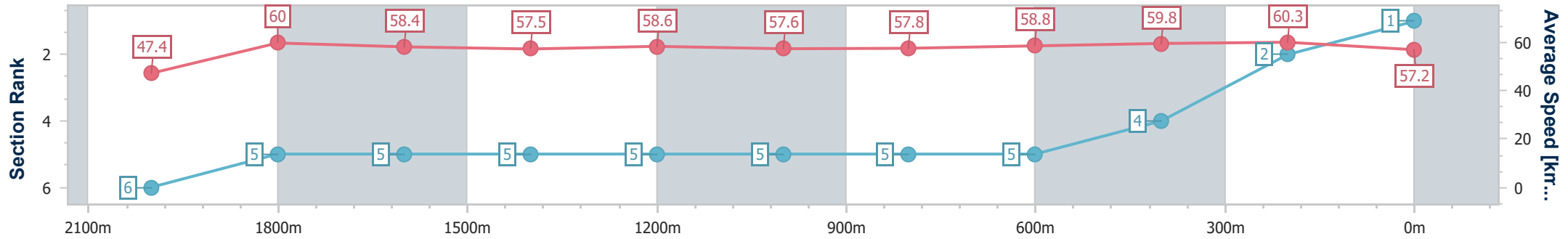
Sunshine Coast QLD Professional
 Race 2: PELICAN WATERS GOLF CLUB BENCHMARK 58
 Handicap - 2200m



31 January 2025 - 18:38

Track Rating: Good 4, Weather: Fine, Rail Position: +3m Entire

Section	Overall	2000m	1800m	1600m	1400m	1200m	1000m	800m	600m	400m	200m
Section Times	2:18.86 [1] (0:15.23)	2:03.63 [6] (0:11.97)	1:51.66 [5] (0:12.39)	1:39.27 [5] (0:12.63)	1:26.64 [5] (0:12.33)	1:14.31 [5] (0:12.57)	1:01.74 [5] (0:12.51)	0:49.23 [5] (0:12.42)	0:36.81 [5] (0:12.25)	0:24.56 [4] (0:11.97)	0:12.59 [2] (0:12.59)
Average Speed [km/h]	47.4	60.0	58.4	57.5	58.6	57.6	57.8	58.8	59.8	60.3	57.2
Top Speed [km/h]	62.3	62.1	59.7	59.5	59.8	58.6	58.6	60.0	60.4	60.6	59.8
Avg. Dist. to Rail [m]	5.1	0.3	0.6	2.4	2.9	3.4	3.0	2.5	2.9	3.2	4.5
Avg. Stride Freq. [Hz]	2.1	2.3	2.2	2.2	2.2	2.2	2.2	2.2	2.2	2.2	2.2
Avg. Stride Length [m]	6.2	7.4	7.4	7.4	7.4	7.3	7.3	7.5	7.4	7.5	7.2



- [] Ranking at each section and finish
- .-.- No data available at this section
- NA No data available



Horse/Jockey Name	Our Orator
Final Rank	2
Fastest Section Time (Section)	0:12.07 (2000m)
Top Speed [km/h] (Section)	60.9 (Overall)
Race State	Finished



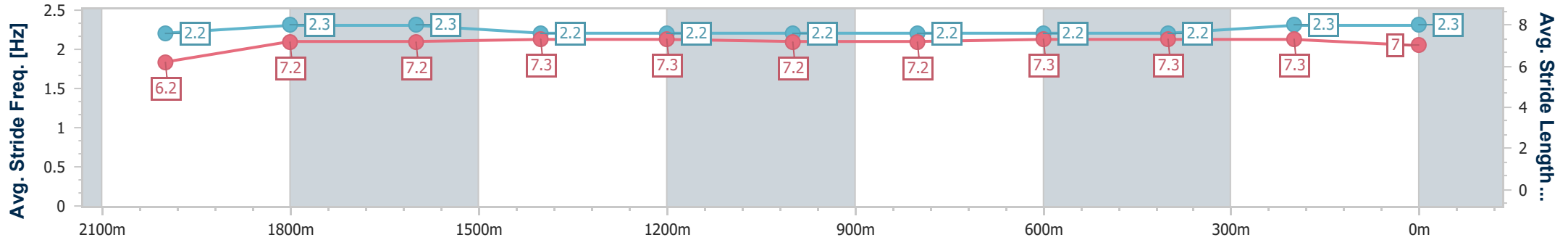
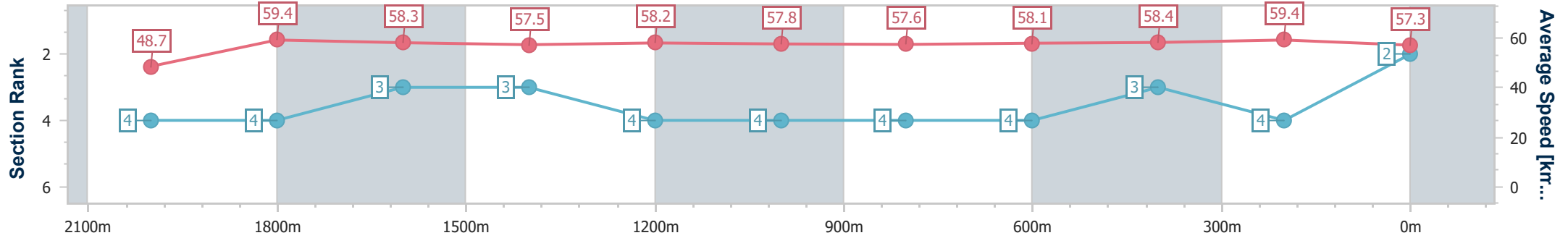
Sunshine Coast QLD Professional
 Race 2: PELICAN WATERS GOLF CLUB BENCHMARK 58
 Handicap - 2200m



31 January 2025 - 18:38

Track Rating: Good 4, Weather: Fine, Rail Position: +3m Entire

Section	Overall	2000m	1800m	1600m	1400m	1200m	1000m	800m	600m	400m	200m
Section Times	2:18.95 [2] (0:14.82)	2:04.13 [4] (0:12.07)	1:52.06 [4] (0:12.39)	1:39.67 [3] (0:12.62)	1:27.05 [3] (0:12.38)	1:14.67 [4] (0:12.49)	1:02.18 [4] (0:12.55)	0:49.63 [4] (0:12.52)	0:37.11 [4] (0:12.42)	0:24.69 [3] (0:12.16)	0:12.53 [4] (0:12.53)
Average Speed [km/h]	48.7	59.4	58.3	57.5	58.2	57.8	57.6	58.1	58.4	59.4	57.3
Top Speed [km/h]	60.9	60.8	60.5	58.7	58.8	58.6	58.1	58.7	59.4	59.7	58.7
Avg. Dist. to Rail [m]	4.7	0.3	0.5	1.7	2.0	2.4	2.0	1.4	1.6	2.2	2.7
Avg. Stride Freq. [Hz]	2.2	2.3	2.3	2.2	2.2	2.2	2.2	2.2	2.2	2.3	2.3
Avg. Stride Length [m]	6.2	7.2	7.2	7.3	7.3	7.2	7.2	7.3	7.3	7.3	7.0



- [] Ranking at each section and finish
- .-.- No data available at this section
- NA No data available



Horse/Jockey Name	Kovanos
Final Rank	3
Fastest Section Time (Section)	0:12.12 (400m)
Top Speed [km/h] (Section)	61.3 (Overall)
Race State	Finished



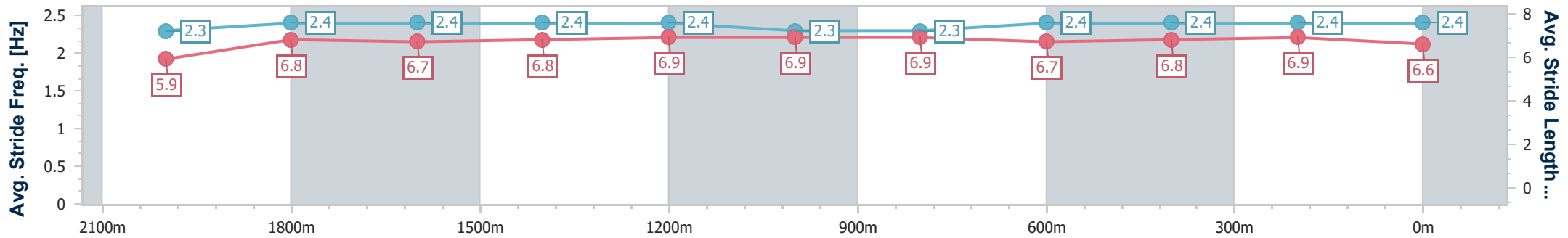
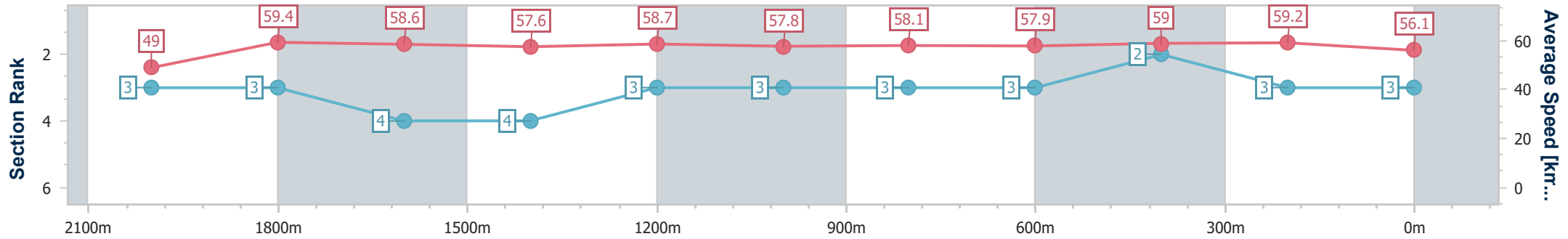
Sunshine Coast QLD Professional
 Race 2: PELICAN WATERS GOLF CLUB BENCHMARK 58
 Handicap - 2200m



31 January 2025 - 18:38

Track Rating: Good 4, Weather: Fine, Rail Position: +3m Entire

Section	Overall	2000m	1800m	1600m	1400m	1200m	1000m	800m	600m	400m	200m
Section Times	2:19.11 [3] (0:14.73)	2:04.38 [3] (0:12.14)	1:52.24 [3] (0:12.46)	1:39.78 [4] (0:12.57)	1:27.21 [4] (0:12.37)	1:14.84 [3] (0:12.48)	1:02.36 [3] (0:12.51)	0:49.85 [3] (0:12.58)	0:37.27 [3] (0:12.31)	0:24.96 [2] (0:12.12)	0:12.84 [3] (0:12.84)
Average Speed [km/h]	49.0	59.4	58.6	57.6	58.7	57.8	58.1	57.9	59.0	59.2	56.1
Top Speed [km/h]	61.3	60.4	60.1	59.6	59.0	58.4	58.6	60.5	60.6	60.7	58.2
Avg. Dist. to Rail [m]	7.6	1.1	1.6	3.0	3.2	3.5	3.1	2.3	1.2	0.9	2.7
Avg. Stride Freq. [Hz]	2.3	2.4	2.4	2.4	2.4	2.3	2.3	2.4	2.4	2.4	2.4
Avg. Stride Length [m]	5.9	6.8	6.7	6.8	6.9	6.9	6.9	6.7	6.8	6.9	6.6



- [] Ranking at each section and finish
- .-.- No data available at this section
- NA No data available



Horse/Jockey Name	Madalsa
Final Rank	4
Fastest Section Time (Section)	0:12.03 (2000m)
Top Speed [km/h] (Section)	62.4 (Overall)
Race State	Finished



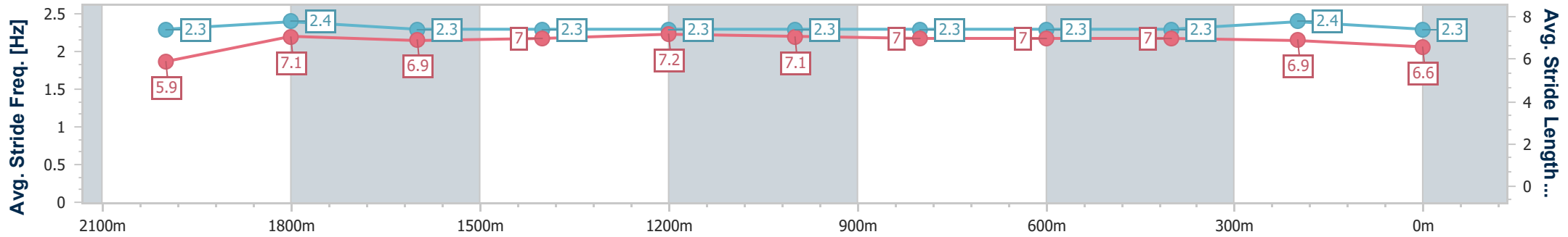
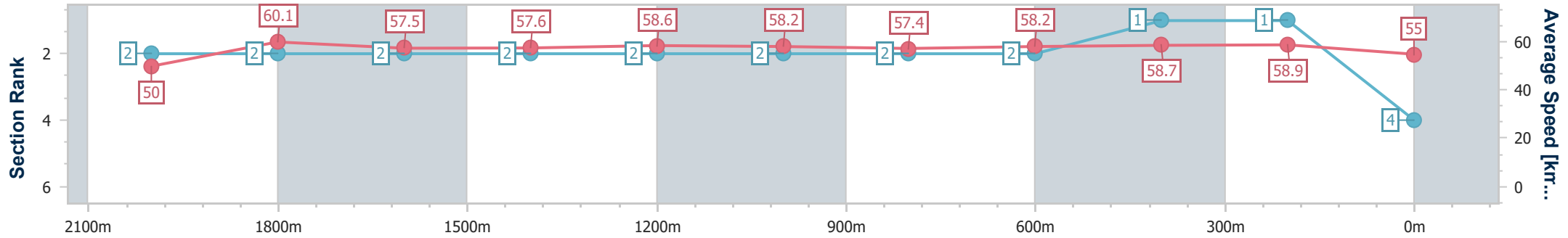
Sunshine Coast QLD Professional
 Race 2: PELICAN WATERS GOLF CLUB BENCHMARK 58
 Handicap - 2200m



31 January 2025 - 18:38

Track Rating: Good 4, Weather: Fine, Rail Position: +3m Entire

Section	Overall	2000m	1800m	1600m	1400m	1200m	1000m	800m	600m	400m	200m
Section Times	2:19.30 [4] (0:14.41)	2:04.89 [2] (0:12.03)	1:52.86 [2] (0:12.63)	1:40.23 [2] (0:12.59)	1:27.64 [2] (0:12.39)	1:15.25 [2] (0:12.40)	1:02.85 [2] (0:12.65)	0:50.20 [2] (0:12.54)	0:37.66 [2] (0:12.32)	0:25.34 [1] (0:12.27)	0:13.07 [1] (0:13.07)
Average Speed [km/h]	50.0	60.1	57.5	57.6	58.6	58.2	57.4	58.2	58.7	58.9	55.0
Top Speed [km/h]	62.4	61.9	58.1	59.0	59.0	58.6	58.0	58.7	59.2	59.3	57.7
Avg. Dist. to Rail [m]	6.6	1.0	1.3	2.9	3.3	3.5	3.2	2.3	1.0	0.6	0.7
Avg. Stride Freq. [Hz]	2.3	2.4	2.3	2.3	2.3	2.3	2.3	2.3	2.3	2.4	2.3
Avg. Stride Length [m]	5.9	7.1	6.9	7.0	7.2	7.1	7.0	7.0	7.0	6.9	6.6



- [] Ranking at each section and finish
- .-.- No data available at this section
- NA No data available



Horse/Jockey Name	Nitroglycerine
Final Rank	5
Fastest Section Time (Section)	0:12.04 (2000m)
Top Speed [km/h] (Section)	61.7 (2000m)
Race State	Finished



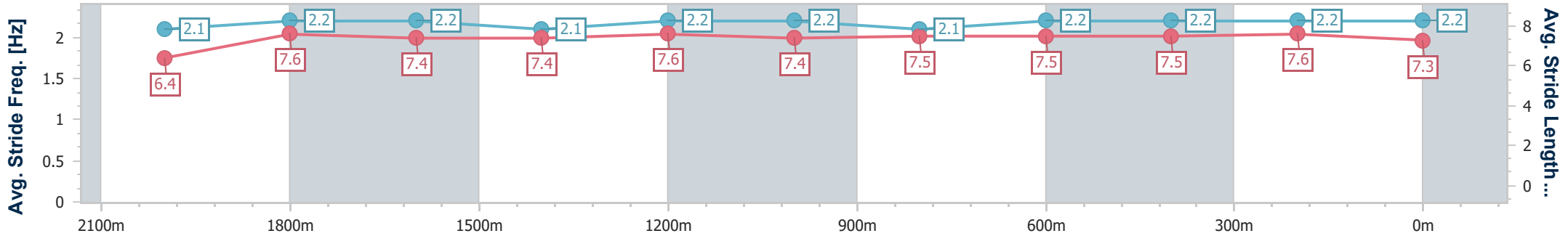
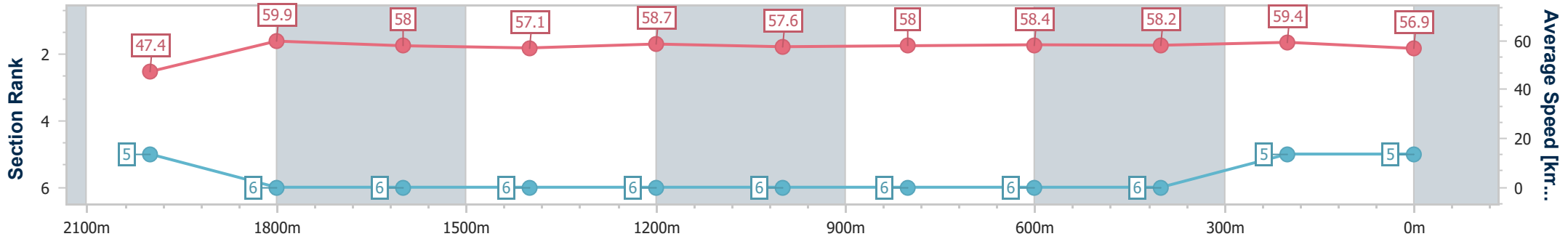
Sunshine Coast QLD Professional
Race 2: PELICAN WATERS GOLF CLUB BENCHMARK 58
Handicap - 2200m



31 January 2025 - 18:38

Track Rating: Good 4, Weather: Fine, Rail Position: +3m Entire

Section	Overall	2000m	1800m	1600m	1400m	1200m	1000m	800m	600m	400m	200m
Section Times	2:19.33 [5] (0:15.16)	2:04.17 [5] (0:12.04)	1:52.13 [6] (0:12.48)	1:39.65 [6] (0:12.64)	1:27.01 [6] (0:12.36)	1:14.65 [6] (0:12.48)	1:02.17 [6] (0:12.52)	0:49.65 [6] (0:12.42)	0:37.23 [6] (0:12.42)	0:24.81 [6] (0:12.16)	0:12.65 [5] (0:12.65)
Average Speed [km/h]	47.4	59.9	58.0	57.1	58.7	57.6	58.0	58.4	58.2	59.4	56.9
Top Speed [km/h]	61.6	61.7	59.6	59.6	58.8	58.4	58.8	59.3	58.9	59.5	58.9
Avg. Dist. to Rail [m]	3.9	0.2	0.6	1.7	2.0	2.3	2.1	1.4	1.0	3.8	5.3
Avg. Stride Freq. [Hz]	2.1	2.2	2.2	2.1	2.2	2.2	2.1	2.2	2.2	2.2	2.2
Avg. Stride Length [m]	6.4	7.6	7.4	7.4	7.6	7.4	7.5	7.5	7.5	7.6	7.3



- [] Ranking at each section and finish
- .-.- No data available at this section
- NA No data available



Horse/Jockey Name	Son Of Satono
Final Rank	6
Fastest Section Time (Section)	0:12.07 (2000m)
Top Speed [km/h] (Section)	62.7 (Overall)
Race State	Finished



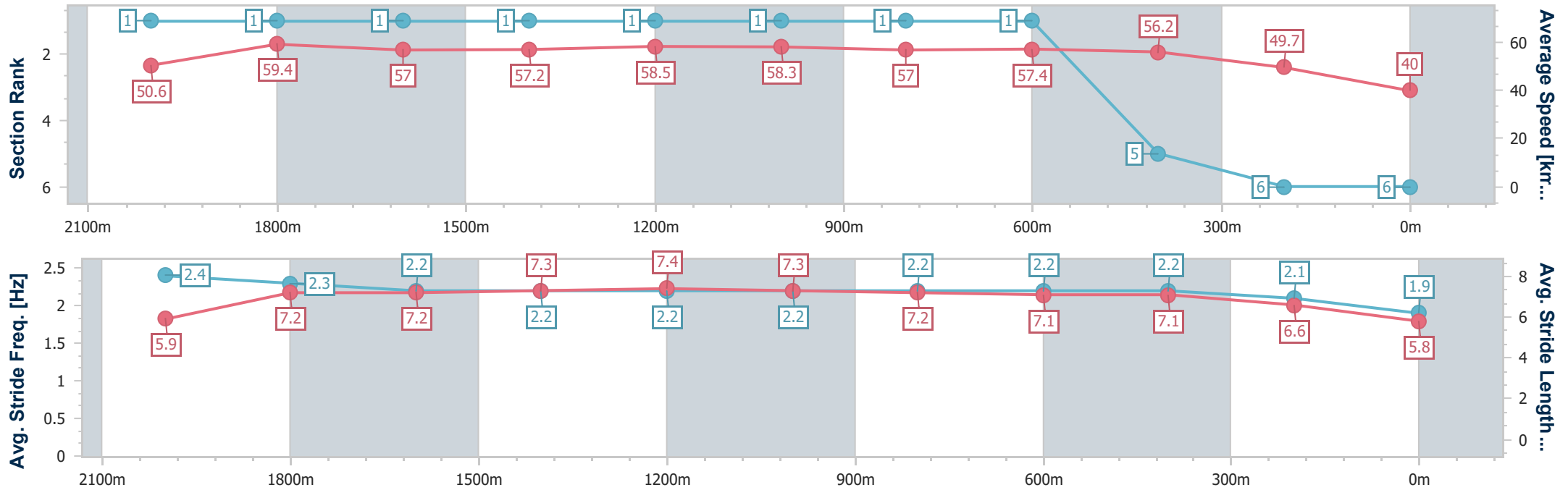
Sunshine Coast QLD Professional
Race 2: PELICAN WATERS GOLF CLUB BENCHMARK 58
Handicap - 2200m



31 January 2025 - 18:38

Track Rating: Good 4, Weather: Fine, Rail Position: +3m Entire

Section	Overall	2000m	1800m	1600m	1400m	1200m	1000m	800m	600m	400m	200m
Section Times	2:26.92 [6] (0:14.27)	2:12.65 [1] (0:12.07)	2:00.58 [1] (0:12.59)	1:47.99 [1] (0:12.60)	1:35.39 [1] (0:12.41)	1:22.98 [1] (0:12.39)	1:10.59 [1] (0:12.67)	0:57.92 [1] (0:12.64)	0:45.28 [1] (0:12.87)	0:32.41 [5] (0:14.42)	0:17.99 [6] (0:17.99)
Average Speed [km/h]	50.6	59.4	57.0	57.2	58.5	58.3	57.0	57.4	56.2	49.7	40.0
Top Speed [km/h]	62.7	62.0	58.5	59.4	59.3	58.7	58.1	57.8	57.6	55.0	44.1
Avg. Dist. to Rail [m]	4.5	0.4	0.7	1.0	2.3	2.5	2.3	1.4	0.3	0.8	0.5
Avg. Stride Freq. [Hz]	2.4	2.3	2.2	2.2	2.2	2.2	2.2	2.2	2.2	2.1	1.9
Avg. Stride Length [m]	5.9	7.2	7.2	7.3	7.4	7.3	7.2	7.1	7.1	6.6	5.8



- [] Ranking at each section and finish
- .-.- No data available at this section
- NA No data available



Sunshine Coast QLD Professional

Race 3: HIGGINS COATINGS QTIS Two-Year-Old Maiden Handicap - 1000m



31 January 2025 - 19:38

Track Rating: Good 4, Weather: Fine, Rail Position: +3m Entire

Section		Overall									Last 600m		
Field Times		0:59.61									0:34.96		
		(0:13.58)											
		800m			600m			400m			200m		
		0:46.03			0:34.96			0:23.75			0:12.34		
		(0:11.07)			(0:11.21)			(0:11.41)			(0:12.34)		
Rank	TAB	Horse/Jockey	Barrier	Top Speed [km/h]	Fastest Section	Overall	800m	600m	400m	200m	Margin	Last 600m	Distance Travelled [m]
1	5	SCRIPTUS VIVACE	3	66.2	0:11.13	0:59.61 [1]	0:45.85 [4]	0:34.72 [5]	0:23.46 [4]	0:12.28 [2]	0:59.61	0:34.72	
		Nikita Beriman		800m	800m	(0:13.76)	(0:11.13)	(0:11.26)	(0:11.18)	(0:12.28)			
2	1	BENT BRIDGE	8	67.2	0:11.14	0:59.64 [2]	0:45.62 [7]	0:34.48 [7]	0:23.26 [6]	0:12.10 [4]	0.2L	0:34.48	+1
		James Orman		800m	800m	(0:14.02)	(0:11.14)	(0:11.22)	(0:11.16)	(0:12.10)			
3	4	PRONTO PERCY	4	66.2	0:11.16	1:00.02 [3]	0:46.44 [1]	0:35.28 [3]	0:24.06 [2]	0:12.57 [3]	2.2L	0:35.28	+0
		Samantha Collett		Overall	800m	(0:13.58)	(0:11.16)	(0:11.22)	(0:11.49)	(0:12.57)			
4	6	ZOUSAIN GIRL	5	67.5	0:10.97	1:00.13 [4]	0:46.38 [3]	0:35.41 [2]	0:23.86 [5]	0:12.52 [5]	2.7L	0:35.41	+8
		Mark Du Plessis		800m	800m	(0:13.75)	(0:10.97)	(0:11.55)	(0:11.34)	(0:12.52)			
5	8	INSAIN LADY	7	67.6	0:11.03	1:00.19 [5]	0:46.40 [5]	0:35.37 [4]	0:23.73 [7]	0:12.24 [7]	2.9L	0:35.37	+8
		Robbie Dolan		Overall	800m	(0:13.79)	(0:11.03)	(0:11.64)	(0:11.49)	(0:12.24)			
6	7	MISHANI BREEZE	1	66.3	0:11.01	1:00.23 [6]	0:46.59 [2]	0:35.58 [1]	0:24.37 [1]	0:12.96 [1]	3.1L	0:35.58	-3
		Olivia Kendal		800m	800m	(0:13.64)	(0:11.01)	(0:11.21)	(0:11.41)	(0:12.96)			
7	2	PRIDE OF NASHVILLE	6	67.6	0:10.94	1:00.83 [7]	0:46.82 [6]	0:35.88 [6]	0:24.68 [3]	0:13.02 [6]	6.6L	0:35.88	-2
		Luke Tarrant		800m	800m	(0:14.01)	(0:10.94)	(0:11.20)	(0:11.66)	(0:13.02)			
8	3	CHANTILLY QUEEN	2	65.7	0:11.22	1:00.88 [8]	0:46.26 [8]	0:34.79 [8]	0:23.57 [8]	0:12.21 [8]	6.8L	0:34.79	-2
		Anthony Allen		600m	600m	(0:14.62)	(0:11.47)	(0:11.22)	(0:11.36)	(0:12.21)			

[] Ranking at each section and finish
 -:-:- No data available at this section
 NA No data available

SCN Saddle cloth number
 DNF Did not finish
 DNT Did not track



Horse/Jockey Name	Scriptus Vivace
Final Rank	1
Fastest Section Time (Section)	0:11.13 (800m)
Top Speed [km/h] (Section)	66.2 (800m)
Race State	Finished



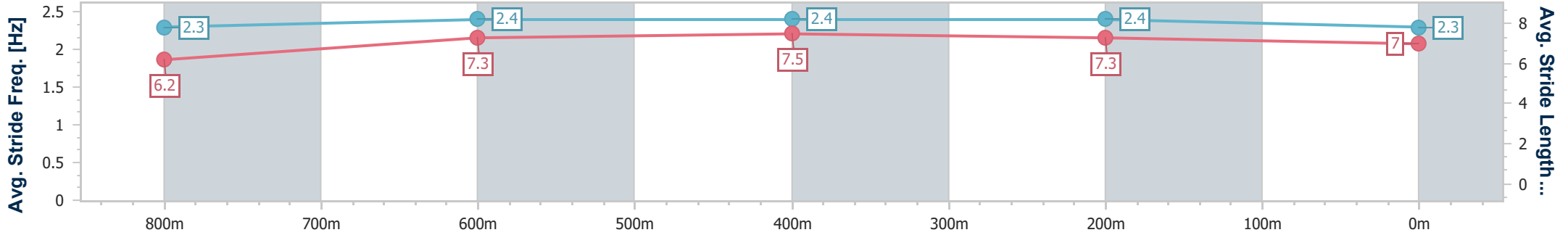
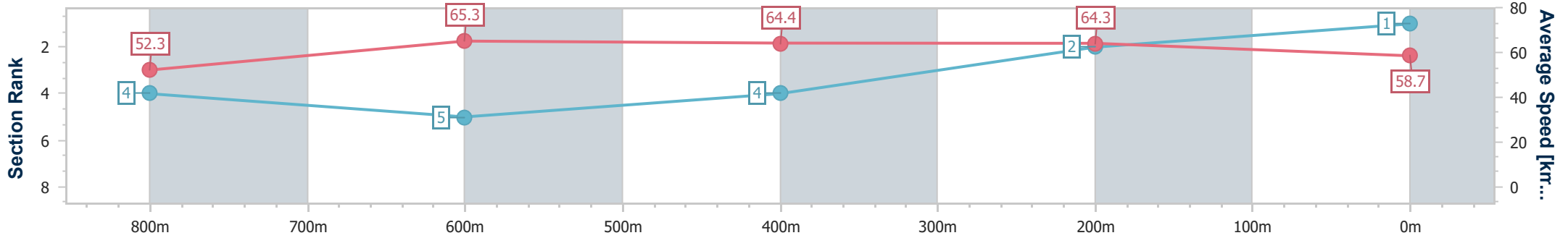
Sunshine Coast QLD Professional
 Race 3: HIGGINS COATINGS QTIS Two-Year-Old Maiden Handicap - 1000m



31 January 2025 - 19:38

Track Rating: Good 4, Weather: Fine, Rail Position: +3m Entire

Section	Overall	800m	600m	400m	200m
Section Times	0:59.61 [1] (0:13.76)	0:45.85 [4] (0:11.13)	0:34.72 [5] (0:11.26)	0:23.46 [4] (0:11.18)	0:12.28 [2] (0:12.28)
Average Speed [km/h]	52.3	65.3	64.4	64.3	58.7
Top Speed [km/h]	65.6	66.2	66.2	66.2	62.5
Avg. Dist. to Rail [m]	4.3	2.7	1.2	2.1	1.9
Avg. Stride Freq. [Hz]	2.3	2.4	2.4	2.4	2.3
Avg. Stride Length [m]	6.2	7.3	7.5	7.3	7.0



- [] Ranking at each section and finish
- .-.- No data available at this section
- NA No data available



Horse/Jockey Name	Bent Bridge
Final Rank	2
Fastest Section Time (Section)	0:11.14 (800m)
Top Speed [km/h] (Section)	67.2 (800m)
Race State	Finished



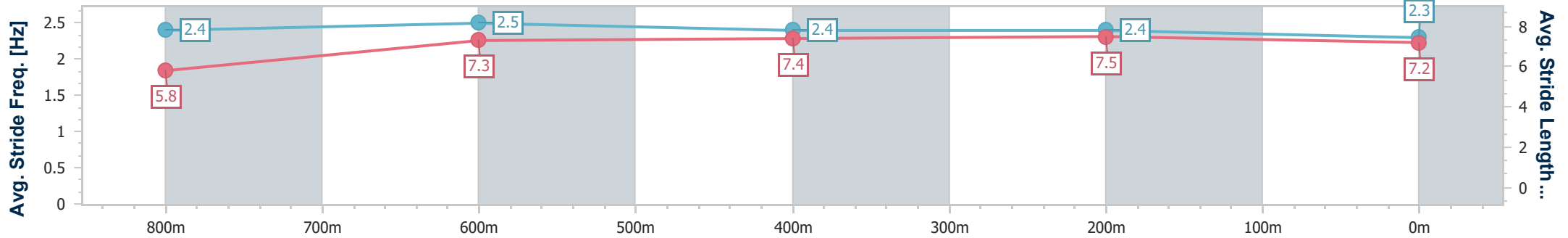
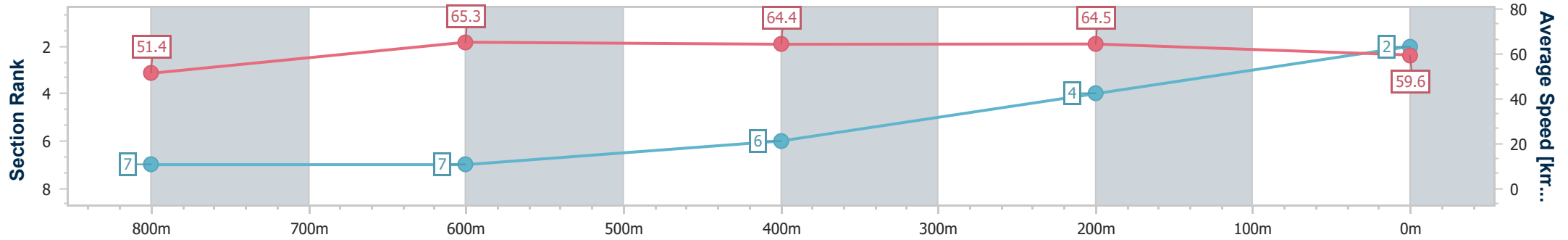
Sunshine Coast QLD Professional
Race 3: HIGGINS COATINGS QTIS Two-Year-Old Maiden Handicap - 1000m



31 January 2025 - 19:38

Track Rating: Good 4, Weather: Fine, Rail Position: +3m Entire

Section	Overall	800m	600m	400m	200m
Section Times	0:59.64 [2] (0:14.02)	0:45.62 [7] (0:11.14)	0:34.48 [7] (0:11.22)	0:23.26 [6] (0:11.16)	0:12.10 [4] (0:12.10)
Average Speed [km/h]	51.4	65.3	64.4	64.5	59.6
Top Speed [km/h]	66.3	67.2	66.1	66.4	63.2
Avg. Dist. to Rail [m]	9.7	3.9	1.0	3.2	3.7
Avg. Stride Freq. [Hz]	2.4	2.5	2.4	2.4	2.3
Avg. Stride Length [m]	5.8	7.3	7.4	7.5	7.2



- [] Ranking at each section and finish
- .-.- No data available at this section
- NA No data available



Horse/Jockey Name	Pronto Percy
Final Rank	3
Fastest Section Time (Section)	0:11.16 (800m)
Top Speed [km/h] (Section)	66.2 (Overall)
Race State	Finished



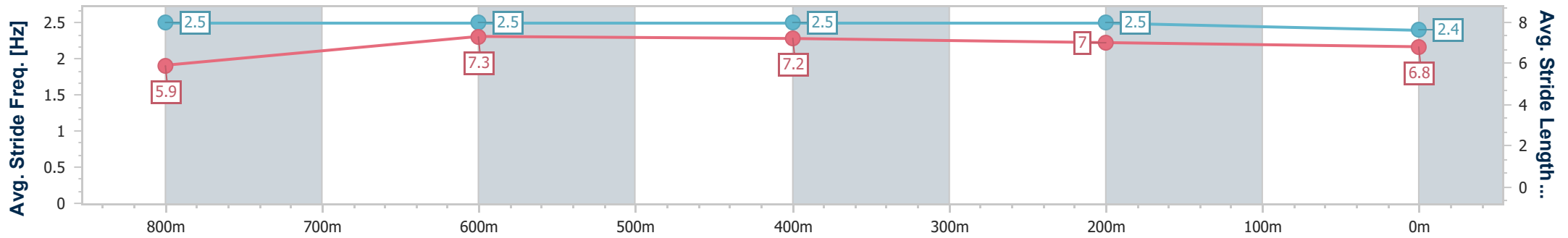
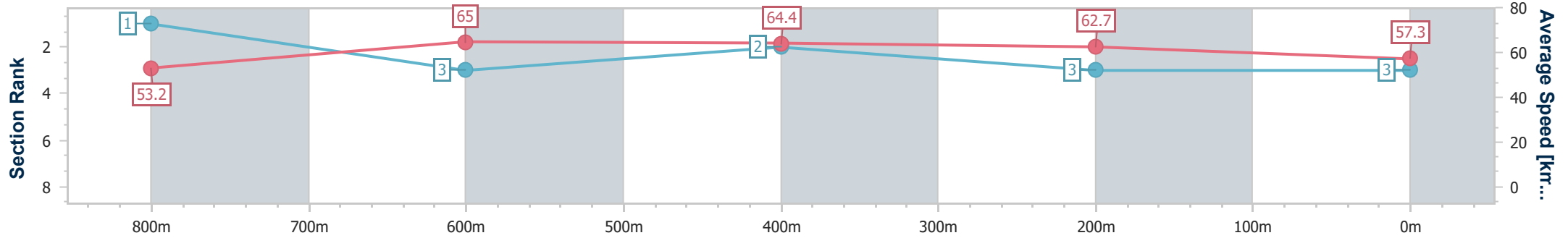
Sunshine Coast QLD Professional
Race 3: HIGGINS COATINGS QTIS Two-Year-Old Maiden Handicap - 1000m



31 January 2025 - 19:38

Track Rating: Good 4, Weather: Fine, Rail Position: +3m Entire

Section	Overall	800m	600m	400m	200m
Section Times	1:00.02 [3] (0:13.58)	0:46.44 [1] (0:11.16)	0:35.28 [3] (0:11.22)	0:24.06 [2] (0:11.49)	0:12.57 [3] (0:12.57)
Average Speed [km/h]	53.2	65.0	64.4	62.7	57.3
Top Speed [km/h]	66.2	66.2	65.0	63.8	60.5
Avg. Dist. to Rail [m]	5.2	2.7	0.9	1.1	1.9
Avg. Stride Freq. [Hz]	2.5	2.5	2.5	2.5	2.4
Avg. Stride Length [m]	5.9	7.3	7.2	7.0	6.8



- [] Ranking at each section and finish
- .-.- No data available at this section
- NA No data available



Horse/Jockey Name	Zousain Girl
Final Rank	4
Fastest Section Time (Section)	0:10.97 (800m)
Top Speed [km/h] (Section)	67.5 (800m)
Race State	Finished



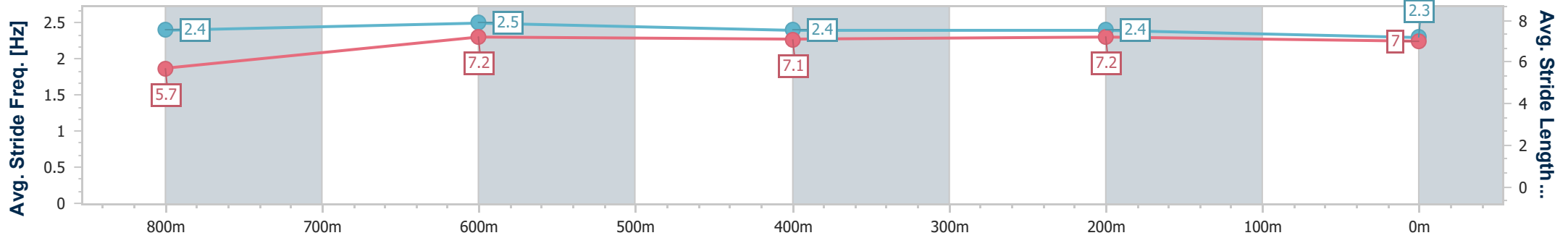
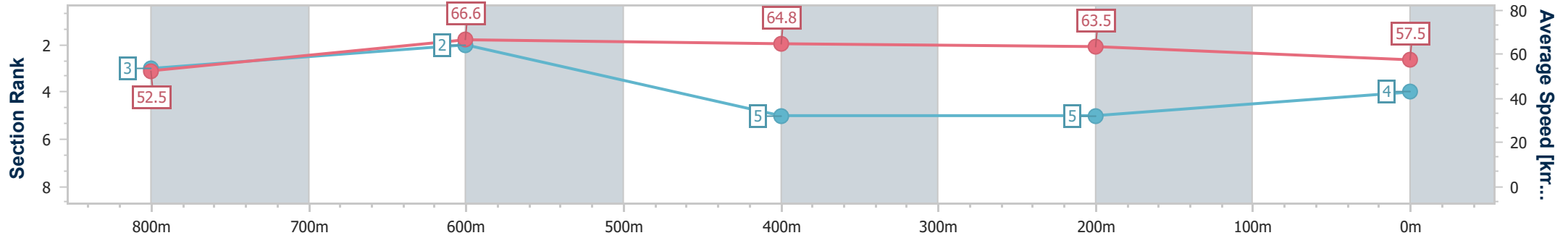
Sunshine Coast QLD Professional
 Race 3: HIGGINS COATINGS QTIS Two-Year-Old Maiden Handicap - 1000m



31 January 2025 - 19:38

Track Rating: Good 4, Weather: Fine, Rail Position: +3m Entire

Section	Overall	800m	600m	400m	200m
Section Times	1:00.13 [4] (0:13.75)	0:46.38 [3] (0:10.97)	0:35.41 [2] (0:11.55)	0:23.86 [5] (0:11.34)	0:12.52 [5] (0:12.52)
Average Speed [km/h]	52.5	66.6	64.8	63.5	57.5
Top Speed [km/h]	66.8	67.5	65.6	65.3	61.0
Avg. Dist. to Rail [m]	5.8	3.8	6.4	6.8	5.2
Avg. Stride Freq. [Hz]	2.4	2.5	2.4	2.4	2.3
Avg. Stride Length [m]	5.7	7.2	7.1	7.2	7.0



- [] Ranking at each section and finish
- .-.- No data available at this section
- NA No data available



Horse/Jockey Name	Insain Lady
Final Rank	5
Fastest Section Time (Section)	0:11.03 (800m)
Top Speed [km/h] (Section)	67.6 (Overall)
Race State	Finished



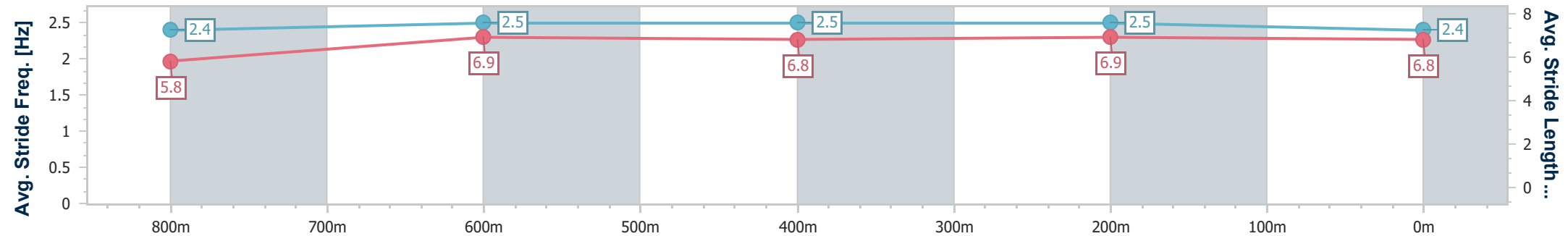
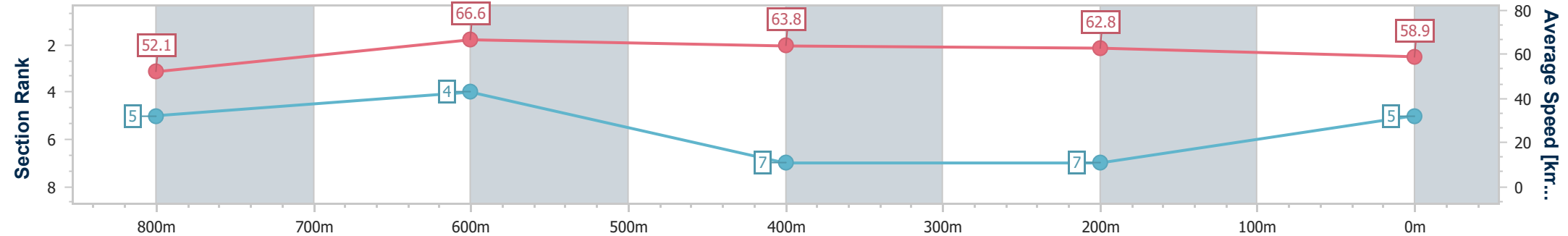
Sunshine Coast QLD Professional
 Race 3: HIGGINS COATINGS QTIS Two-Year-Old Maiden Handicap - 1000m



31 January 2025 - 19:38

Track Rating: Good 4, Weather: Fine, Rail Position: +3m Entire

Section	Overall	800m	600m	400m	200m
Section Times	1:00.19 [5] (0:13.79)	0:46.40 [5] (0:11.03)	0:35.37 [4] (0:11.64)	0:23.73 [7] (0:11.49)	0:12.24 [7] (0:12.24)
Average Speed [km/h]	52.1	66.6	63.8	62.8	58.9
Top Speed [km/h]	67.6	67.4	64.4	63.3	61.6
Avg. Dist. to Rail [m]	8.4	5.1	5.4	8.2	8.8
Avg. Stride Freq. [Hz]	2.4	2.5	2.5	2.5	2.4
Avg. Stride Length [m]	5.8	6.9	6.8	6.9	6.8



- [] Ranking at each section and finish
- .-.- No data available at this section
- NA No data available



Horse/Jockey Name	Mishani Breeze
Final Rank	6
Fastest Section Time (Section)	0:11.01 (800m)
Top Speed [km/h] (Section)	66.3 (800m)
Race State	Finished



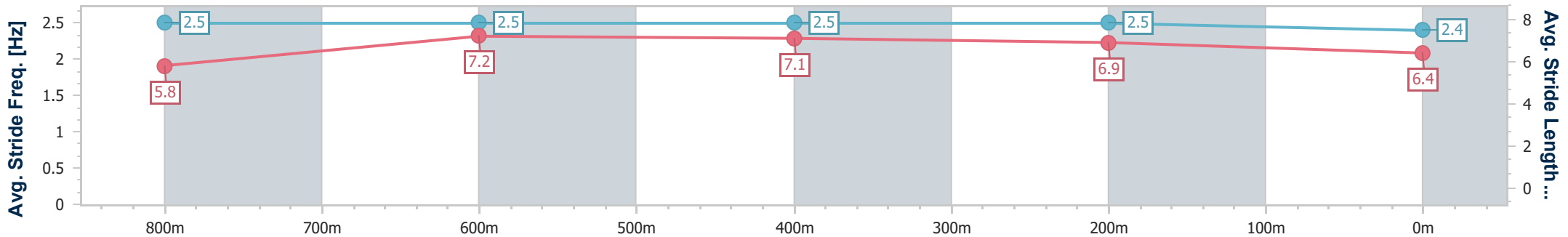
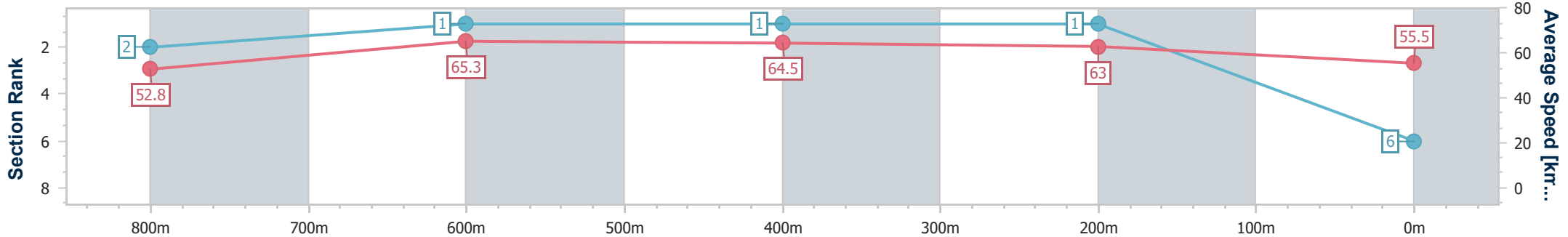
Sunshine Coast QLD Professional
 Race 3: HIGGINS COATINGS QTIS Two-Year-Old Maiden Handicap - 1000m



31 January 2025 - 19:38

Track Rating: Good 4, Weather: Fine, Rail Position: +3m Entire

Section	Overall	800m	600m	400m	200m
Section Times	1:00.23 [6] (0:13.64)	0:46.59 [2] (0:11.01)	0:35.58 [1] (0:11.21)	0:24.37 [1] (0:11.41)	0:12.96 [1] (0:12.96)
Average Speed [km/h]	52.8	65.3	64.5	63.0	55.5
Top Speed [km/h]	66.1	66.3	65.0	64.8	60.5
Avg. Dist. to Rail [m]	1.7	0.8	0.3	0.8	0.5
Avg. Stride Freq. [Hz]	2.5	2.5	2.5	2.5	2.4
Avg. Stride Length [m]	5.8	7.2	7.1	6.9	6.4



- [] Ranking at each section and finish
- .-.- No data available at this section
- NA No data available



Horse/Jockey Name	Pride Of Nashville
Final Rank	7
Fastest Section Time (Section)	0:10.94 (800m)
Top Speed [km/h] (Section)	67.6 (800m)
Race State	Finished



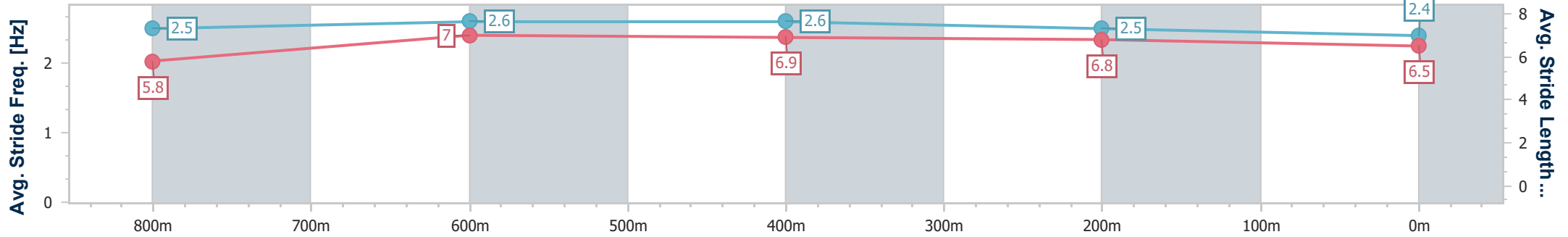
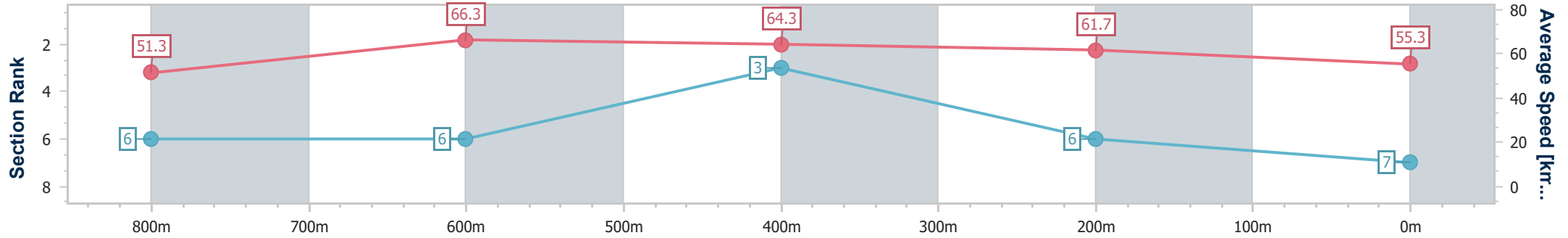
Sunshine Coast QLD Professional
Race 3: HIGGINS COATINGS QTIS Two-Year-Old Maiden Handicap - 1000m



31 January 2025 - 19:38

Track Rating: Good 4, Weather: Fine, Rail Position: +3m Entire

Section	Overall	800m	600m	400m	200m
Section Times	1:00.83 [7] (0:14.01)	0:46.82 [6] (0:10.94)	0:35.88 [6] (0:11.20)	0:24.68 [3] (0:11.66)	0:13.02 [6] (0:13.02)
Average Speed [km/h]	51.3	66.3	64.3	61.7	55.3
Top Speed [km/h]	66.0	67.6	65.4	64.4	59.5
Avg. Dist. to Rail [m]	7.5	2.0	0.4	0.4	0.6
Avg. Stride Freq. [Hz]	2.5	2.6	2.6	2.5	2.4
Avg. Stride Length [m]	5.8	7.0	6.9	6.8	6.5



- [] Ranking at each section and finish
- .-.- No data available at this section
- NA No data available



Horse/Jockey Name	Chantilly Queen
Final Rank	8
Fastest Section Time (Section)	0:11.22 (600m)
Top Speed [km/h] (Section)	65.7 (600m)
Race State	Finished



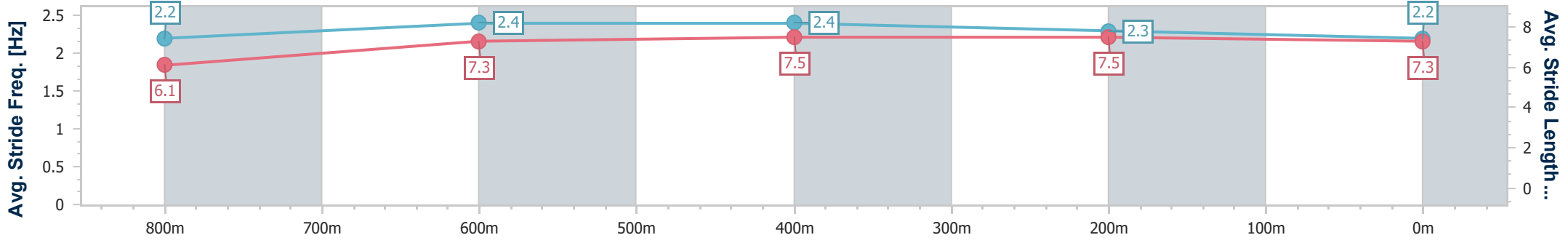
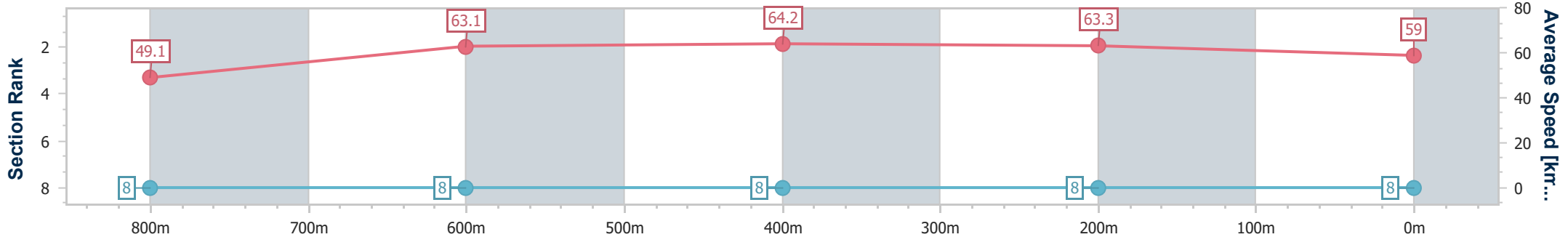
Sunshine Coast QLD Professional
 Race 3: HIGGINS COATINGS QTIS Two-Year-Old Maiden Handicap - 1000m



31 January 2025 - 19:38

Track Rating: Good 4, Weather: Fine, Rail Position: +3m Entire

Section	Overall	800m	600m	400m	200m
Section Times	1:00.88 [8] (0:14.62)	0:46.26 [8] (0:11.47)	0:34.79 [8] (0:11.22)	0:23.57 [8] (0:11.36)	0:12.21 [8] (0:12.21)
Average Speed [km/h]	49.1	63.1	64.2	63.3	59.0
Top Speed [km/h]	61.4	64.8	65.7	64.8	61.8
Avg. Dist. to Rail [m]	3.2	1.7	0.6	1.7	2.1
Avg. Stride Freq. [Hz]	2.2	2.4	2.4	2.3	2.2
Avg. Stride Length [m]	6.1	7.3	7.5	7.5	7.3



- [] Ranking at each section and finish
- .-.- No data available at this section
- NA No data available



Sunshine Coast QLD Professional
Race 4: RACE ZONE RACING SUPPLIES QTIS Three-Year-Old Maiden
Handicap - 1200m
31 January 2025 - 20:08



Track Rating: Good 4, Weather: Fine, Rail Position: +3m Entire

Section		Field Times										Last 600m		
		Overall	1000m	800m	600m	400m	200m						0:34.82	
		1:11.94 (0:13.99)	0:57.95 (0:11.45)	0:46.50 (0:11.68)	0:34.82 (0:11.62)	0:23.20 (0:11.49)	0:11.71 (0:11.71)							
Rank	TAB	Horse/Jockey	Barrier	Top Speed [km/h]	Fastest Section								Margin	Distance Travelled [m]
1	9	WAKU WAKU Ron Stewart	2	65.5 400m	0:11.16 400m	1:11.94 [1] (0:14.31)	0:57.63 [7] (0:11.49)	0:46.14 [5] (0:11.71)	0:34.43 [4] (0:11.61)	0:22.82 [3] (0:11.16)	0:11.66 [2] (0:11.66)	1:11.94	0:34.43	
2	5	FASHION FLASH Robbie Dolan	8	67.0 400m	0:10.94 400m	1:12.08 [2] (0:14.04)	0:58.04 [3] (0:11.67)	0:46.37 [4] (0:11.84)	0:34.53 [5] (0:11.74)	0:22.79 [6] (0:10.94)	0:11.85 [1] (0:11.85)	0.8L	0:34.53	+7
3	2	HE'SGOTTHESAY Boris Thornton	3	65.4 400m	0:11.27 400m	1:12.57 [3] (0:14.31)	0:58.26 [7] (0:11.59)	0:46.67 [6] (0:11.80)	0:34.87 [6] (0:11.58)	0:23.29 [4] (0:11.27)	0:12.02 [5] (0:12.02)	3.6L	0:34.87	+2
4	1	FRATIANNO Ryan Curatolo	6	64.9 400m	0:11.29 400m	1:12.64 [4] (0:14.30)	0:58.34 [5] (0:11.71)	0:46.63 [7] (0:11.82)	0:34.81 [8] (0:11.77)	0:23.04 [8] (0:11.29)	0:11.75 [6] (0:11.75)	3.9L	0:34.81	+5
5	3	WARNA James Orman	4	65.5 400m	0:11.15 400m	1:13.01 [5] (0:14.64)	0:58.37 [10] (0:11.70)	0:46.67 [10] (0:11.90)	0:34.77 [10] (0:11.79)	0:22.98 [10] (0:11.15)	0:11.83 [9] (0:11.83)	5.9L	0:34.77	+3
6	10	INVISIBLE TARGET Olivia Kendal	10	65.6 400m	0:11.27 400m	1:13.05 [6] (0:14.31)	0:58.74 [6] (0:11.86)	0:46.88 [9] (0:11.94)	0:34.94 [9] (0:11.73)	0:23.21 [9] (0:11.27)	0:11.94 [8] (0:11.94)	6.1L	0:34.94	+7
7	13	QUERIDA Jag Guthmann-Chester	5	64.1 1000m	0:11.45 1000m	1:13.11 [7] (0:13.99)	0:59.12 [1] (0:11.45)	0:47.67 [1] (0:11.68)	0:35.99 [1] (0:11.62)	0:24.37 [1] (0:11.79)	0:12.58 [4] (0:12.58)	6.3L	0:35.99	+0
8	12	STROMBOLI DELIGHT Cejay Graham	7	64.1 Overall	0:11.50 400m	1:13.19 [8] (0:14.00)	0:59.19 [2] (0:11.54)	0:47.65 [2] (0:11.67)	0:35.98 [2] (0:11.68)	0:24.30 [2] (0:11.50)	0:12.80 [3] (0:12.80)	6.6L	0:35.98	+3
9	14	BITTEN BY A PRINCE Micheal Hellyer	1	64.4 400m	0:11.44 1000m	1:13.63 [9] (0:14.58)	0:59.05 [9] (0:11.44)	0:47.61 [8] (0:11.77)	0:35.84 [7] (0:11.62)	0:24.22 [7] (0:11.53)	0:12.69 [7] (0:12.69)	9.1L	0:35.84	+1
10	11	BODYSWERVE Michael Rodd	9	65.6 1000m	0:11.42 1000m	1:15.66 [10] (0:14.26)	1:01.40 [4] (0:11.42)	0:49.98 [3] (0:11.73)	0:38.25 [3] (0:11.87)	0:26.38 [5] (0:12.10)	0:14.28 [10] (0:14.28)	20.9L	0:38.25	+7

Scratched: Amuseantes (#6), San Jose Boy (#4), Diamond Epic (#7), Moana Gold (#8)

[] Ranking at each section and finish
 -:-:- No data available at this section
 NA No data available
 SCN Saddle cloth number
 DNF Did not finish
 DNT Did not track



Horse/Jockey Name	Waku Waku
Final Rank	1
Fastest Section Time (Section)	0:11.16 (400m)
Top Speed [km/h] (Section)	65.5 (400m)
Race State	Finished



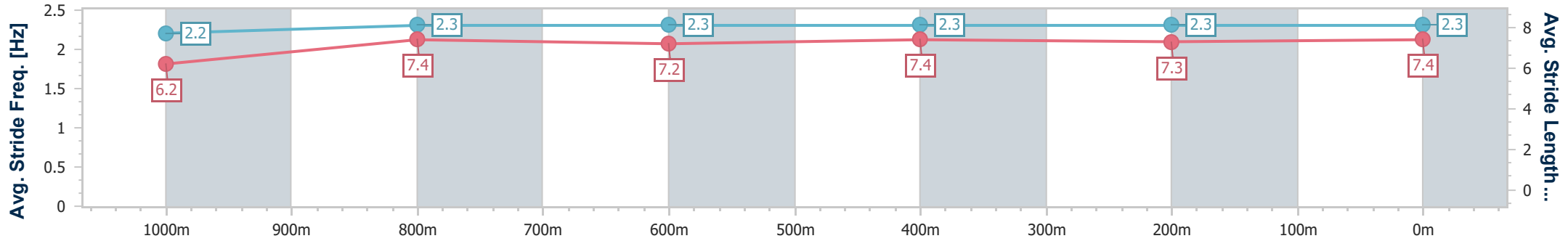
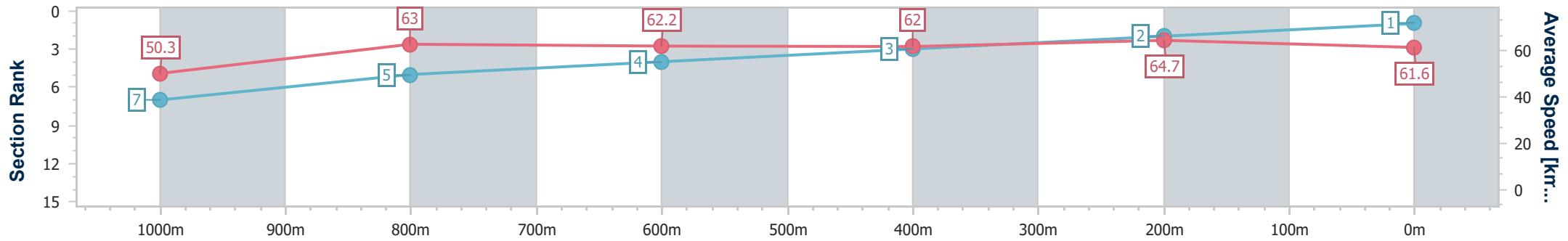
Sunshine Coast QLD Professional
 Race 4: RACE ZONE RACING SUPPLIES QTIS Three-Year-Old
 Maiden Handicap - 1200m



31 January 2025 - 20:08

Track Rating: Good 4, Weather: Fine, Rail Position: +3m Entire

Section	Overall	1000m	800m	600m	400m	200m
Section Times	1:11.94 [1] (0:14.31)	0:57.63 [7] (0:11.49)	0:46.14 [5] (0:11.71)	0:34.43 [4] (0:11.61)	0:22.82 [3] (0:11.16)	0:11.66 [2] (0:11.66)
Average Speed [km/h]	50.3	63.0	62.2	62.0	64.7	61.6
Top Speed [km/h]	62.8	63.5	63.1	63.1	65.5	64.0
Avg. Dist. to Rail [m]	3.6	2.1	1.9	0.4	2.7	2.6
Avg. Stride Freq. [Hz]	2.2	2.3	2.3	2.3	2.3	2.3
Avg. Stride Length [m]	6.2	7.4	7.2	7.4	7.3	7.4



- [] Ranking at each section and finish
- .-.- No data available at this section
- NA No data available



Horse/Jockey Name	Fashion Flash
Final Rank	2
Fastest Section Time (Section)	0:10.94 (400m)
Top Speed [km/h] (Section)	67.0 (400m)
Race State	Finished



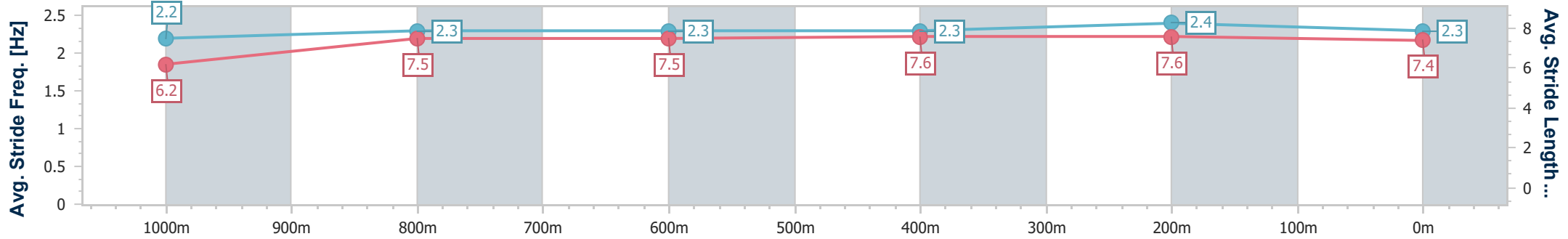
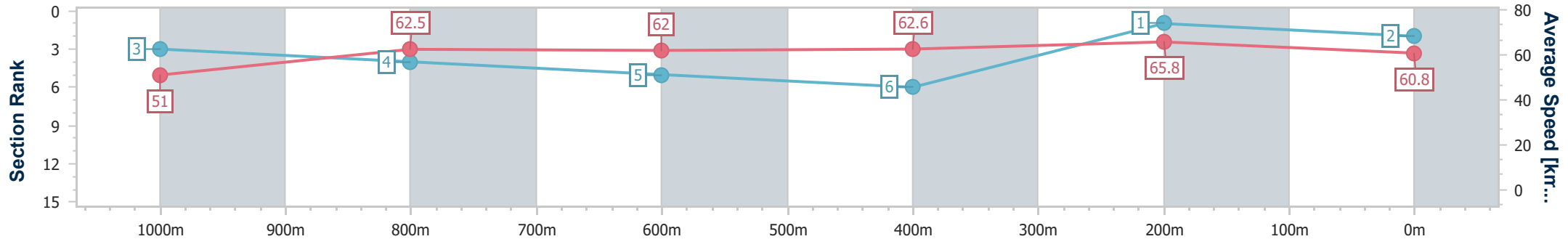
Sunshine Coast QLD Professional
 Race 4: RACE ZONE RACING SUPPLIES QTIS Three-Year-Old
 Maiden Handicap - 1200m



31 January 2025 - 20:08

Track Rating: Good 4, Weather: Fine, Rail Position: +3m Entire

Section	Overall	1000m	800m	600m	400m	200m
Section Times	1:12.08 [2] (0:14.04)	0:58.04 [3] (0:11.67)	0:46.37 [4] (0:11.84)	0:34.53 [5] (0:11.74)	0:22.79 [6] (0:10.94)	0:11.85 [1] (0:11.85)
Average Speed [km/h]	51.0	62.5	62.0	62.6	65.8	60.8
Top Speed [km/h]	64.7	64.7	63.2	64.9	67.0	64.5
Avg. Dist. to Rail [m]	8.1	3.9	3.2	3.4	5.5	3.8
Avg. Stride Freq. [Hz]	2.2	2.3	2.3	2.3	2.4	2.3
Avg. Stride Length [m]	6.2	7.5	7.5	7.6	7.6	7.4



- [] Ranking at each section and finish
- .-.- No data available at this section
- NA No data available



Horse/Jockey Name	He'sgotthesay
Final Rank	3
Fastest Section Time (Section)	0:11.27 (400m)
Top Speed [km/h] (Section)	65.4 (400m)
Race State	Finished



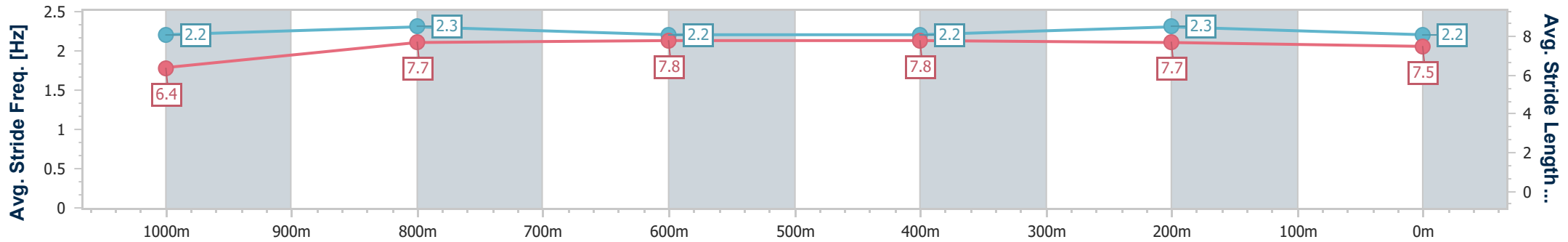
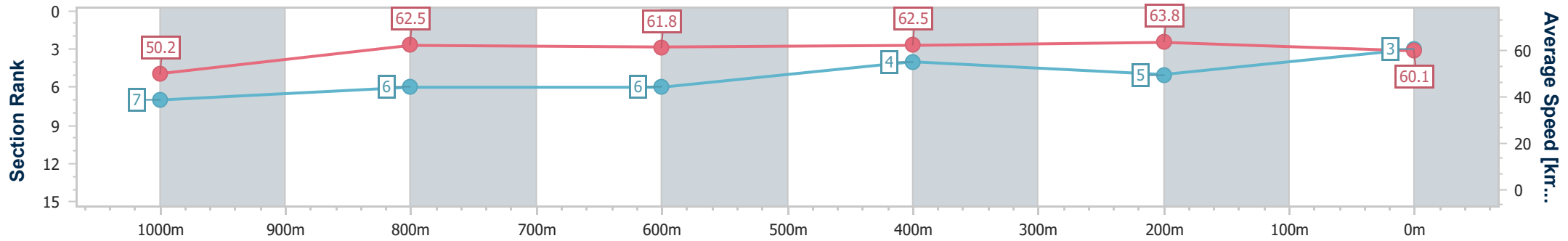
Sunshine Coast QLD Professional
 Race 4: RACE ZONE RACING SUPPLIES QTIS Three-Year-Old
 Maiden Handicap - 1200m



31 January 2025 - 20:08

Track Rating: Good 4, Weather: Fine, Rail Position: +3m Entire

Section	Overall	1000m	800m	600m	400m	200m
Section Times	1:12.57 [3] (0:14.31)	0:58.26 [7] (0:11.59)	0:46.67 [6] (0:11.80)	0:34.87 [6] (0:11.58)	0:23.29 [4] (0:11.27)	0:12.02 [5] (0:12.02)
Average Speed [km/h]	50.2	62.5	61.8	62.5	63.8	60.1
Top Speed [km/h]	63.1	63.3	62.5	64.5	65.4	61.9
Avg. Dist. to Rail [m]	4.7	3.1	1.9	1.4	4.2	4.7
Avg. Stride Freq. [Hz]	2.2	2.3	2.2	2.2	2.3	2.2
Avg. Stride Length [m]	6.4	7.7	7.8	7.8	7.7	7.5



- [] Ranking at each section and finish
- .-.- No data available at this section
- NA No data available



Horse/Jockey Name	Fратианно
Final Rank	4
Fastest Section Time (Section)	0:11.29 (400m)
Top Speed [km/h] (Section)	64.9 (400m)
Race State	Finished



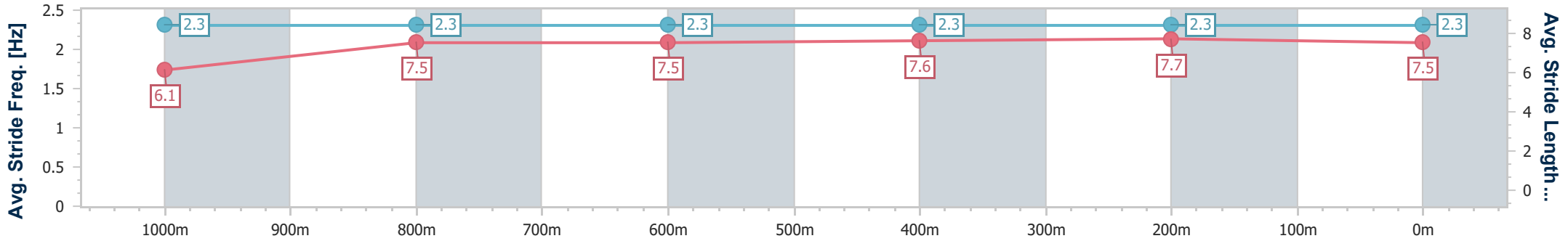
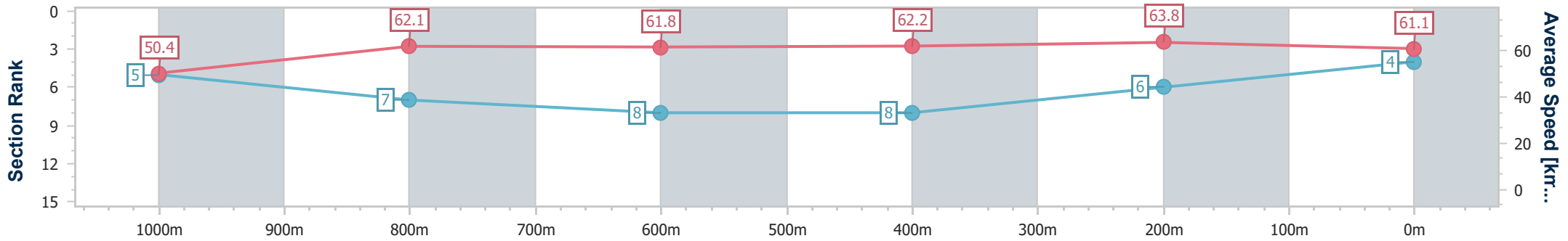
Sunshine Coast QLD Professional
 Race 4: RACE ZONE RACING SUPPLIES QTIS Three-Year-Old
 Maiden Handicap - 1200m



31 January 2025 - 20:08

Track Rating: Good 4, Weather: Fine, Rail Position: +3m Entire

Section	Overall	1000m	800m	600m	400m	200m
Section Times	1:12.64 [4] (0:14.30)	0:58.34 [5] (0:11.71)	0:46.63 [7] (0:11.82)	0:34.81 [8] (0:11.77)	0:23.04 [8] (0:11.29)	0:11.75 [6] (0:11.75)
Average Speed [km/h]	50.4	62.1	61.8	62.2	63.8	61.1
Top Speed [km/h]	62.7	62.9	62.6	64.1	64.9	62.7
Avg. Dist. to Rail [m]	7.1	4.1	2.7	2.3	5.8	6.7
Avg. Stride Freq. [Hz]	2.3	2.3	2.3	2.3	2.3	2.3
Avg. Stride Length [m]	6.1	7.5	7.5	7.6	7.7	7.5



- [] Ranking at each section and finish
- .-.- No data available at this section
- NA No data available



Horse/Jockey Name	Warna
Final Rank	5
Fastest Section Time (Section)	0:11.15 (400m)
Top Speed [km/h] (Section)	65.5 (400m)
Race State	Finished



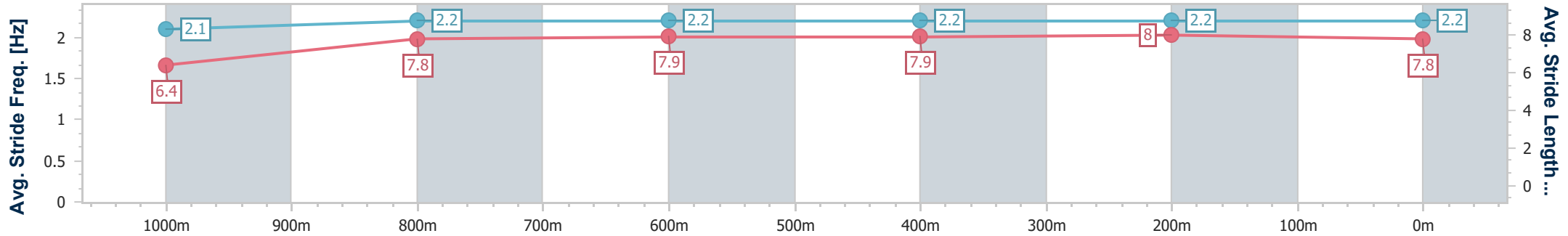
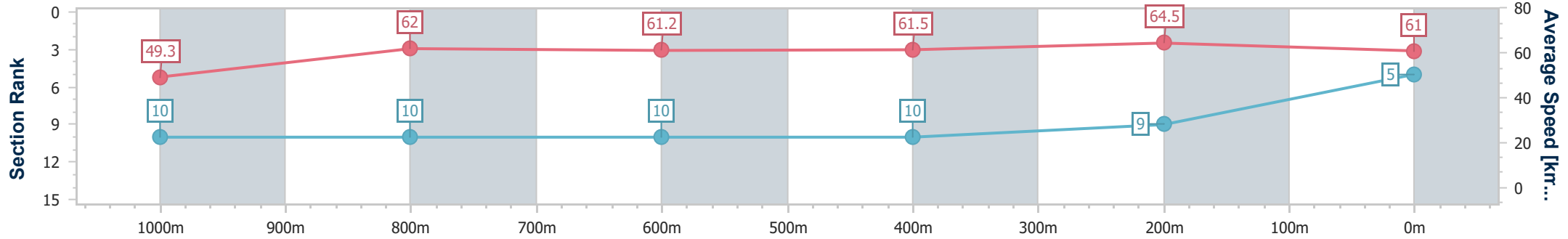
Sunshine Coast QLD Professional
 Race 4: RACE ZONE RACING SUPPLIES QTIS Three-Year-Old
 Maiden Handicap - 1200m



31 January 2025 - 20:08

Track Rating: Good 4, Weather: Fine, Rail Position: +3m Entire

Section	Overall	1000m	800m	600m	400m	200m
Section Times	1:13.01 [5] (0:14.64)	0:58.37 [10] (0:11.70)	0:46.67 [10] (0:11.90)	0:34.77 [10] (0:11.79)	0:22.98 [10] (0:11.15)	0:11.83 [9] (0:11.83)
Average Speed [km/h]	49.3	62.0	61.2	61.5	64.5	61.0
Top Speed [km/h]	62.3	63.7	62.2	63.0	65.5	64.3
Avg. Dist. to Rail [m]	5.3	3.3	2.0	1.2	3.1	4.9
Avg. Stride Freq. [Hz]	2.1	2.2	2.2	2.2	2.2	2.2
Avg. Stride Length [m]	6.4	7.8	7.9	7.9	8.0	7.8



- [] Ranking at each section and finish
- .-.- No data available at this section
- NA No data available



Horse/Jockey Name	Invisible Target
Final Rank	6
Fastest Section Time (Section)	0:11.27 (400m)
Top Speed [km/h] (Section)	65.6 (400m)
Race State	Finished



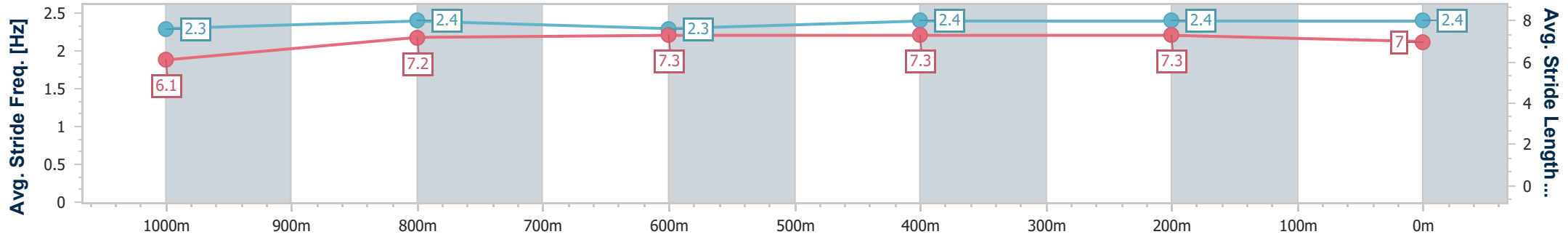
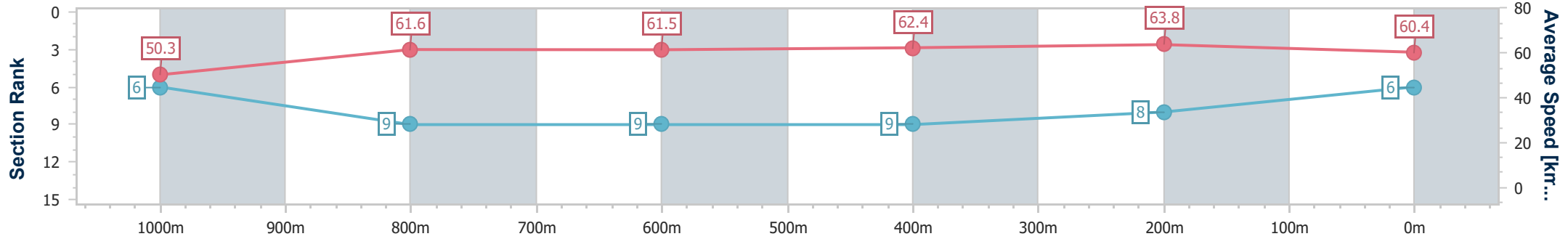
Sunshine Coast QLD Professional
 Race 4: RACE ZONE RACING SUPPLIES QTIS Three-Year-Old
 Maiden Handicap - 1200m



31 January 2025 - 20:08

Track Rating: Good 4, Weather: Fine, Rail Position: +3m Entire

Section	Overall	1000m	800m	600m	400m	200m
Section Times	1:13.05 [6] (0:14.31)	0:58.74 [6] (0:11.86)	0:46.88 [9] (0:11.94)	0:34.94 [9] (0:11.73)	0:23.21 [9] (0:11.27)	0:11.94 [8] (0:11.94)
Average Speed [km/h]	50.3	61.6	61.5	62.4	63.8	60.4
Top Speed [km/h]	62.6	62.5	62.8	64.6	65.6	62.0
Avg. Dist. to Rail [m]	10.7	6.4	3.3	2.7	6.7	7.6
Avg. Stride Freq. [Hz]	2.3	2.4	2.3	2.4	2.4	2.4
Avg. Stride Length [m]	6.1	7.2	7.3	7.3	7.3	7.0



- [] Ranking at each section and finish
- .-.- No data available at this section
- NA No data available



Horse/Jockey Name	Querida
Final Rank	7
Fastest Section Time (Section)	0:11.45 (1000m)
Top Speed [km/h] (Section)	64.1 (1000m)
Race State	Finished



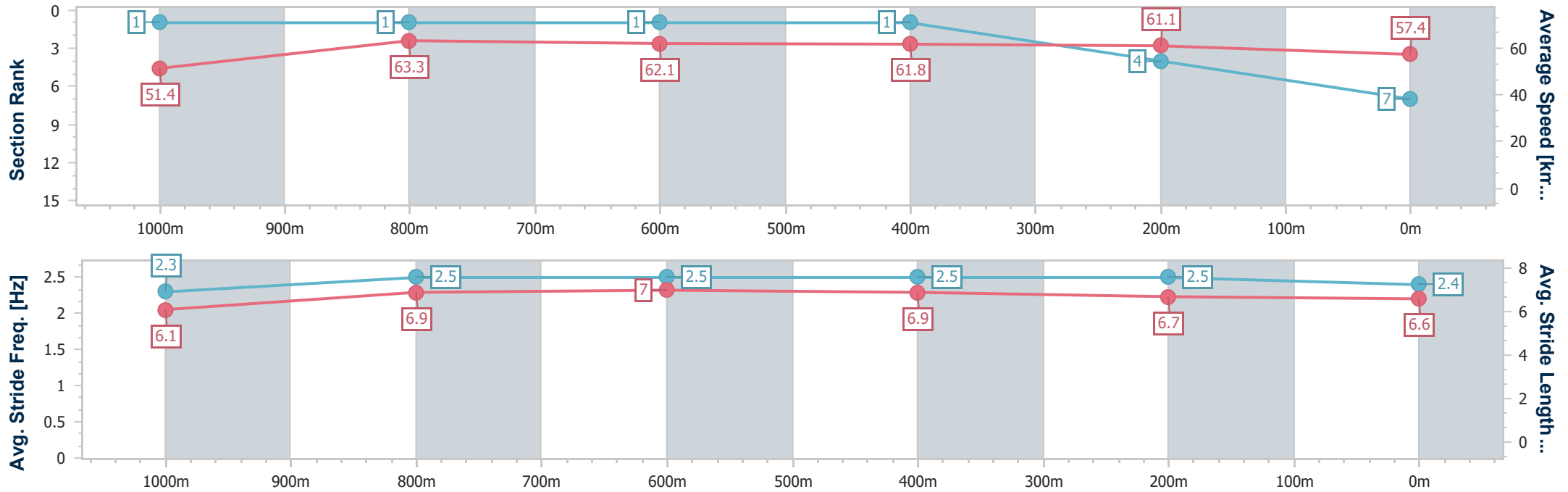
Sunshine Coast QLD Professional
 Race 4: RACE ZONE RACING SUPPLIES QTIS Three-Year-Old
 Maiden Handicap - 1200m



31 January 2025 - 20:08

Track Rating: Good 4, Weather: Fine, Rail Position: +3m Entire

Section	Overall	1000m	800m	600m	400m	200m
Section Times	1:13.11 [7] (0:13.99)	0:59.12 [1] (0:11.45)	0:47.67 [1] (0:11.68)	0:35.99 [1] (0:11.62)	0:24.37 [1] (0:11.79)	0:12.58 [4] (0:12.58)
Average Speed [km/h]	51.4	63.3	62.1	61.8	61.1	57.4
Top Speed [km/h]	63.2	64.1	62.9	62.2	62.4	60.0
Avg. Dist. to Rail [m]	6.0	2.2	1.1	0.6	0.6	0.4
Avg. Stride Freq. [Hz]	2.3	2.5	2.5	2.5	2.5	2.4
Avg. Stride Length [m]	6.1	6.9	7.0	6.9	6.7	6.6



- [] Ranking at each section and finish
- .-.- No data available at this section
- NA No data available



Horse/Jockey Name	Stromboli Delight
Final Rank	8
Fastest Section Time (Section)	0:11.50 (400m)
Top Speed [km/h] (Section)	64.1 (Overall)
Race State	Finished



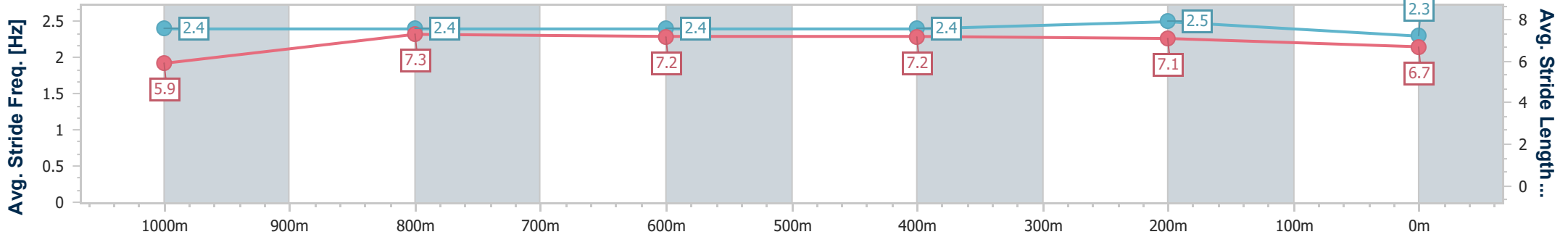
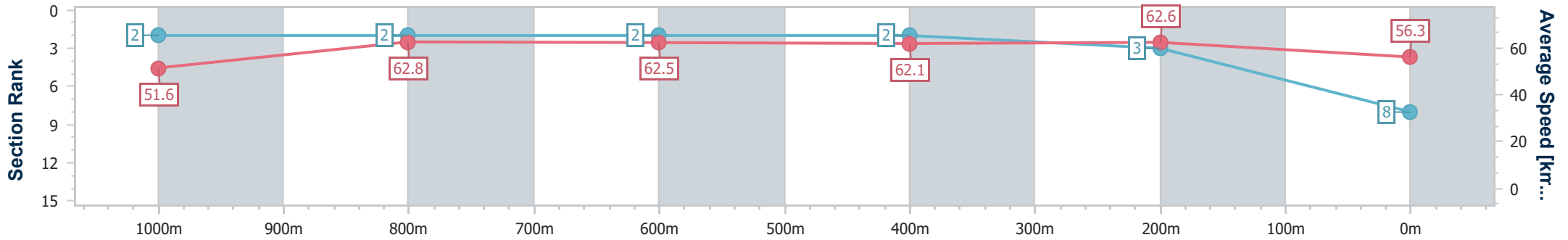
Sunshine Coast QLD Professional
 Race 4: RACE ZONE RACING SUPPLIES QTIS Three-Year-Old
 Maiden Handicap - 1200m



31 January 2025 - 20:08

Track Rating: Good 4, Weather: Fine, Rail Position: +3m Entire

Section	Overall	1000m	800m	600m	400m	200m
Section Times	1:13.19 [8] (0:14.00)	0:59.19 [2] (0:11.54)	0:47.65 [2] (0:11.67)	0:35.98 [2] (0:11.68)	0:24.30 [2] (0:11.50)	0:12.80 [3] (0:12.80)
Average Speed [km/h]	51.6	62.8	62.5	62.1	62.6	56.3
Top Speed [km/h]	64.1	63.9	63.7	63.0	63.6	59.4
Avg. Dist. to Rail [m]	7.3	3.0	2.2	1.3	2.8	3.3
Avg. Stride Freq. [Hz]	2.4	2.4	2.4	2.4	2.5	2.3
Avg. Stride Length [m]	5.9	7.3	7.2	7.2	7.1	6.7



- [] Ranking at each section and finish
- .-.- No data available at this section
- NA No data available



Horse/Jockey Name	Bitten By A Prince
Final Rank	9
Fastest Section Time (Section)	0:11.44 (1000m)
Top Speed [km/h] (Section)	64.4 (400m)
Race State	Finished



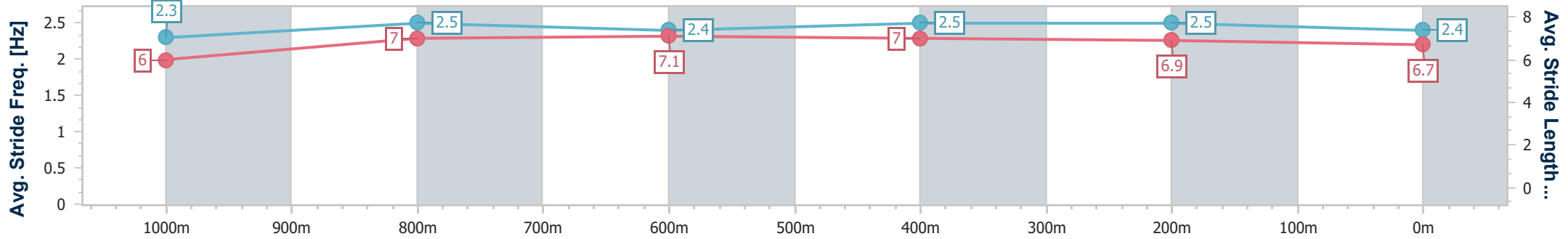
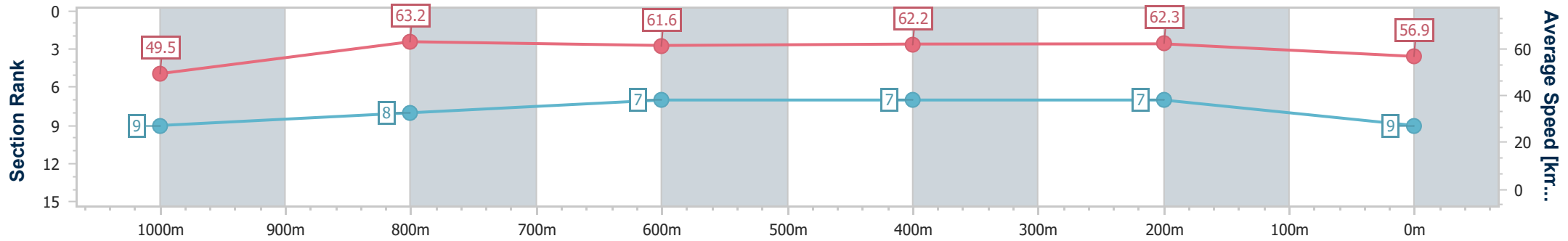
Sunshine Coast QLD Professional
 Race 4: RACE ZONE RACING SUPPLIES QTIS Three-Year-Old
 Maiden Handicap - 1200m



31 January 2025 - 20:08

Track Rating: Good 4, Weather: Fine, Rail Position: +3m Entire

Section	Overall	1000m	800m	600m	400m	200m
Section Times	1:13.63 [9] (0:14.58)	0:59.05 [9] (0:11.44)	0:47.61 [8] (0:11.77)	0:35.84 [7] (0:11.62)	0:24.22 [7] (0:11.53)	0:12.69 [7] (0:12.69)
Average Speed [km/h]	49.5	63.2	61.6	62.2	62.3	56.9
Top Speed [km/h]	62.9	63.8	62.7	63.4	64.4	59.6
Avg. Dist. to Rail [m]	3.2	2.2	1.3	0.7	0.7	0.3
Avg. Stride Freq. [Hz]	2.3	2.5	2.4	2.5	2.5	2.4
Avg. Stride Length [m]	6.0	7.0	7.1	7.0	6.9	6.7



- [] Ranking at each section and finish
- .-.- No data available at this section
- NA No data available



Horse/Jockey Name	Bodyswerve
Final Rank	10
Fastest Section Time (Section)	0:11.42 (1000m)
Top Speed [km/h] (Section)	65.6 (1000m)
Race State	Finished



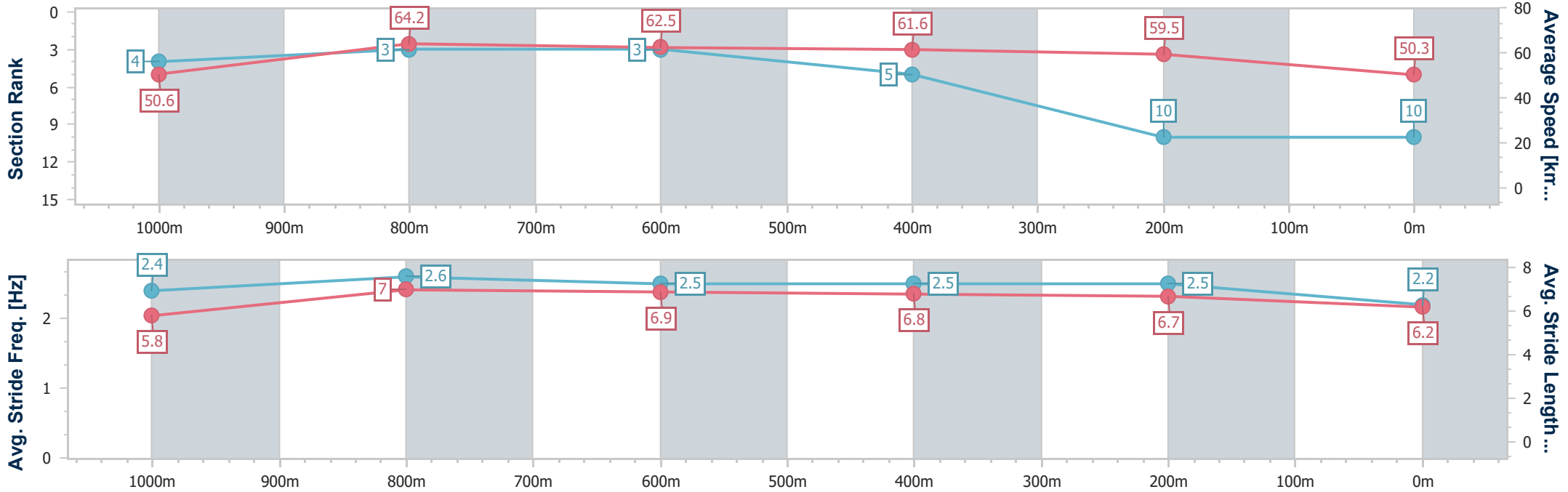
Sunshine Coast QLD Professional
 Race 4: RACE ZONE RACING SUPPLIES QTIS Three-Year-Old
 Maiden Handicap - 1200m



31 January 2025 - 20:08

Track Rating: Good 4, Weather: Fine, Rail Position: +3m Entire

Section	Overall	1000m	800m	600m	400m	200m
Section Times	1:15.66 [10] (0:14.26)	1:01.40 [4] (0:11.42)	0:49.98 [3] (0:11.73)	0:38.25 [3] (0:11.87)	0:26.38 [5] (0:12.10)	0:14.28 [10] (0:14.28)
Average Speed [km/h]	50.6	64.2	62.5	61.6	59.5	50.3
Top Speed [km/h]	64.5	65.6	64.3	62.2	62.2	56.6
Avg. Dist. to Rail [m]	9.2	5.8	3.5	2.3	5.5	6.2
Avg. Stride Freq. [Hz]	2.4	2.6	2.5	2.5	2.5	2.2
Avg. Stride Length [m]	5.8	7.0	6.9	6.8	6.7	6.2



- [] Ranking at each section and finish
- .-.- No data available at this section
- NA No data available



Sunshine Coast QLD Professional
Race 5: KENDRICK RACING Colts, Geldings and Entires BENCHMARK
65 Handicap - 1200m
31 January 2025 - 20:38



Track Rating: Good 4, Weather: Fine, Rail Position: +3m Entire

Section													Last 600m	
Field Times		Overall	1000m	800m	600m	400m	200m						0:34.40	
		1:12.14 (0:13.86)	0:58.28 (0:11.71)	0:46.57 (0:12.17)	0:34.40 (0:11.69)	0:22.71 (0:11.11)	0:11.60 (0:11.60)							
Rank	TAB Horse/Jockey	Barrier	Top Speed [km/h]	Fastest Section									Margin	Distance Travelled [m]
1	17 CRACKER ESSGEE Olivia Kendal	3	66.4 400m	0:10.96 400m	1:12.14 [1] (0:14.05)	0:58.09 [4] (0:11.81)	0:46.28 [4] (0:12.16)	0:34.12 [4] (0:11.60)	0:22.52 [4] (0:10.96)	0:11.56 [3] (0:11.56)	1:12.14 0:34.12			
2	15 BONJOUR RUPERT Bailey Wheeler	7	66.7 400m	0:10.88 400m	1:12.44 [2] (0:14.35)	0:58.09 [7] (0:11.98)	0:46.11 [7] (0:12.06)	0:34.05 [8] (0:11.62)	0:22.43 [8] (0:10.88)	0:11.55 [8] (0:11.55)	1.8L 0:34.05 +0			
3	4 LION CLASS Taylor Marshall	4	66.3 400m	0:10.99 400m	1:12.47 [3] (0:14.16)	0:58.31 [5] (0:11.91)	0:46.40 [6] (0:12.11)	0:34.29 [5] (0:11.61)	0:22.68 [6] (0:10.99)	0:11.69 [6] (0:11.69)	1.9L 0:34.29 +0			
4	16 ITALIAN DANCER Kyle Wilson-Taylor	8	65.8 400m	0:11.14 400m	1:12.51 [4] (0:14.03)	0:58.48 [3] (0:11.66)	0:46.82 [2] (0:12.13)	0:34.69 [2] (0:11.61)	0:23.08 [1] (0:11.14)	0:11.94 [2] (0:11.94)	2.1L 0:34.69 -1			
5	13 SMART RECOGNITION Michael Rodd	5	65.9 400m	0:11.09 400m	1:12.55 [5] (0:13.86)	0:58.69 [1] (0:11.71)	0:46.98 [1] (0:12.17)	0:34.81 [1] (0:11.71)	0:23.10 [2] (0:11.09)	0:12.01 [1] (0:12.01)	2.3L 0:34.81 -4			
6	1 I AM LETHAL James Orman	2	66.2 400m	0:11.03 400m	1:12.63 [6] (0:14.23)	0:58.40 [6] (0:11.82)	0:46.58 [5] (0:12.15)	0:34.43 [6] (0:11.54)	0:22.89 [5] (0:11.03)	0:11.86 [5] (0:11.86)	2.6L 0:34.43 -3			
7	8 SELOUS Jag Guthmann-Chester	6	66.7 400m	0:10.93 400m	1:12.72 [7] (0:14.50)	0:58.22 [10] (0:11.85)	0:46.37 [8] (0:12.03)	0:34.34 [7] (0:11.57)	0:22.77 [7] (0:10.93)	0:11.84 [7] (0:11.84)	3L 0:34.34 -4			
8	6 RIVER RIBBLE Jake Bayliss	1	65.6 400m	0:11.12 400m	1:12.76 [8] (0:13.98)	0:58.78 [2] (0:11.83)	0:46.95 [3] (0:12.14)	0:34.81 [3] (0:11.60)	0:23.21 [3] (0:11.12)	0:12.09 [4] (0:12.09)	3.2L 0:34.81 -4			
9	14 WORTHY ESSGEE Mark Du Plessis	10	67.4 400m	0:10.88 400m	1:12.77 [9] (0:14.48)	0:58.29 [9] (0:12.14)	0:46.15 [10] (0:12.04)	0:34.11 [9] (0:11.62)	0:22.49 [9] (0:10.88)	0:11.61 [9] (0:11.61)	3.3L 0:34.11 -2			
10	10 BECAMO Boris Thornton	9	66.8 400m	0:10.90 400m	1:13.07 [10] (0:14.38)	0:58.69 [8] (0:12.18)	0:46.51 [9] (0:12.17)	0:34.34 [10] (0:11.59)	0:22.75 [10] (0:10.90)	0:11.85 [10] (0:11.85)	5.1L 0:34.34 +1			

Scratched: Eight Cylinders (#18), Demon Delivera (#7), Borrelli (#12), Fighting Idol (#3), Surfers Royale (#2), New Hampshire (#11), No Name Frank (#5), Silver City (#9)

[] Ranking at each section and finish
 -:-:- No data available at this section
 NA No data available
 SCN Saddle cloth number
 DNF Did not finish
 DNT Did not track



Horse/Jockey Name	Cracker Essgee
Final Rank	1
Fastest Section Time (Section)	0:10.96 (400m)
Top Speed [km/h] (Section)	66.4 (400m)
Race State	Finished



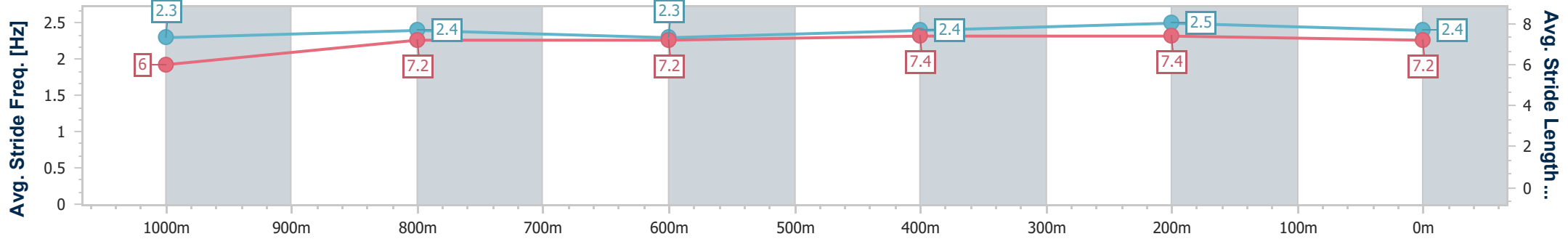
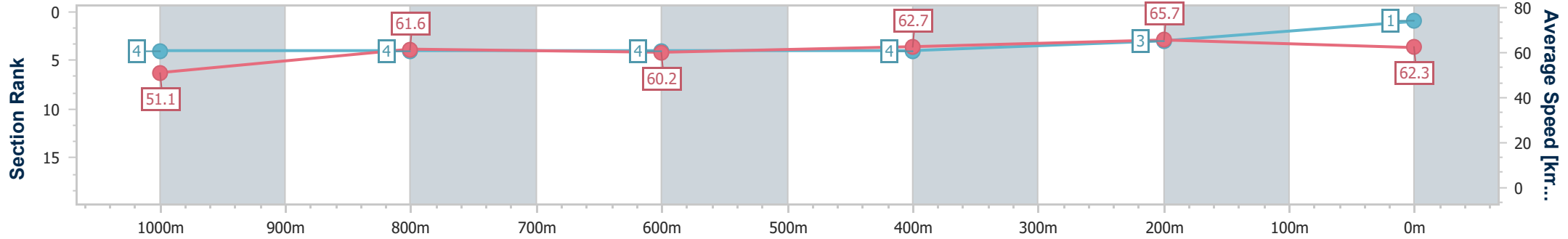
Sunshine Coast QLD Professional
 Race 5: KENDRICK RACING Colts, Geldings and Entires
 BENCHMARK 65 Handicap - 1200m



31 January 2025 - 20:38

Track Rating: Good 4, Weather: Fine, Rail Position: +3m Entire

Section	Overall	1000m	800m	600m	400m	200m
Section Times	1:12.14 [1] (0:14.05)	0:58.09 [4] (0:11.81)	0:46.28 [4] (0:12.16)	0:34.12 [4] (0:11.60)	0:22.52 [4] (0:10.96)	0:11.56 [3] (0:11.56)
Average Speed [km/h]	51.1	61.6	60.2	62.7	65.7	62.3
Top Speed [km/h]	62.6	62.6	60.9	65.1	66.4	65.2
Avg. Dist. to Rail [m]	4.1	2.7	2.8	1.9	2.7	2.6
Avg. Stride Freq. [Hz]	2.3	2.4	2.3	2.4	2.5	2.4
Avg. Stride Length [m]	6.0	7.2	7.2	7.4	7.4	7.2



- [] Ranking at each section and finish
- .-.- No data available at this section
- NA No data available



Horse/Jockey Name	Bonjour Rupert
Final Rank	2
Fastest Section Time (Section)	0:10.88 (400m)
Top Speed [km/h] (Section)	66.7 (400m)
Race State	Finished



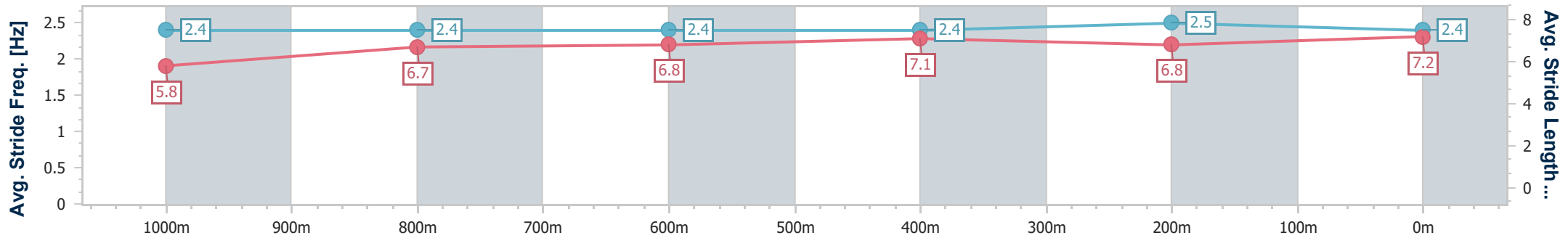
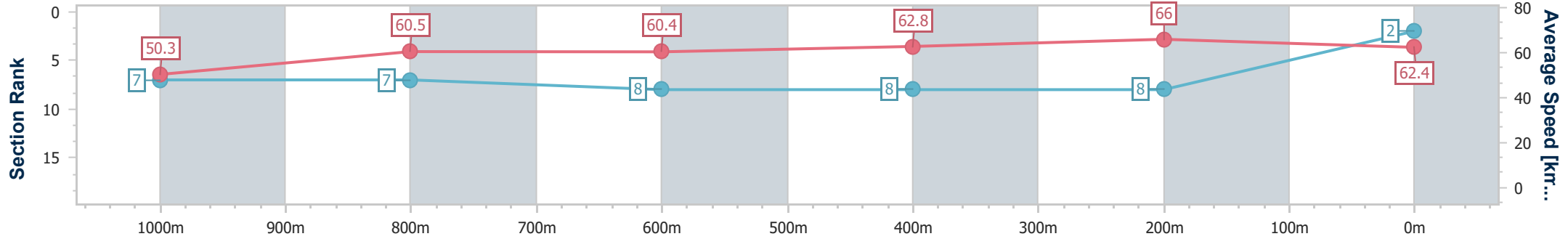
Sunshine Coast QLD Professional
 Race 5: KENDRICK RACING Colts, Geldings and Entires
 BENCHMARK 65 Handicap - 1200m



31 January 2025 - 20:38

Track Rating: Good 4, Weather: Fine, Rail Position: +3m Entire

Section	Overall	1000m	800m	600m	400m	200m
Section Times	1:12.44 [2] (0:14.35)	0:58.09 [7] (0:11.98)	0:46.11 [7] (0:12.06)	0:34.05 [8] (0:11.62)	0:22.43 [8] (0:10.88)	0:11.55 [8] (0:11.55)
Average Speed [km/h]	50.3	60.5	60.4	62.8	66.0	62.4
Top Speed [km/h]	62.1	61.5	62.0	65.4	66.7	64.9
Avg. Dist. to Rail [m]	6.6	2.8	2.3	2.0	6.0	8.1
Avg. Stride Freq. [Hz]	2.4	2.4	2.4	2.4	2.5	2.4
Avg. Stride Length [m]	5.8	6.7	6.8	7.1	6.8	7.2



- [] Ranking at each section and finish
- .-.- No data available at this section
- NA No data available



Horse/Jockey Name	Lion Class
Final Rank	3
Fastest Section Time (Section)	0:10.99 (400m)
Top Speed [km/h] (Section)	66.3 (400m)
Race State	Finished



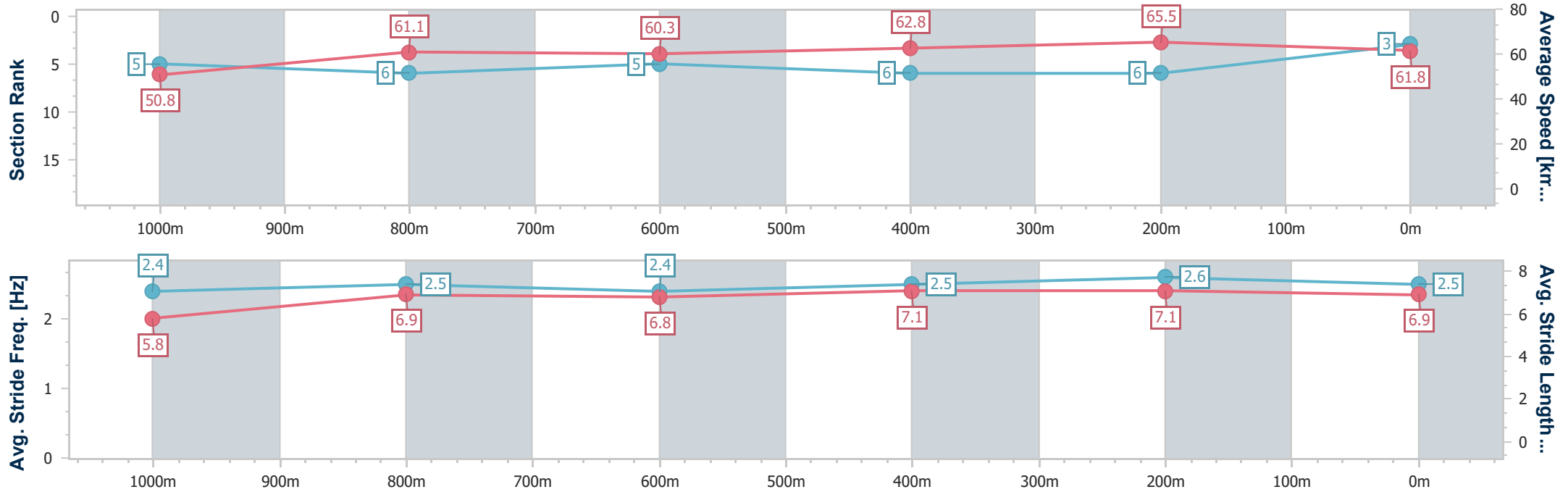
Sunshine Coast QLD Professional
Race 5: KENDRICK RACING Colts, Geldings and Entires
BENCHMARK 65 Handicap - 1200m



31 January 2025 - 20:38

Track Rating: Good 4, Weather: Fine, Rail Position: +3m Entire

Section	Overall	1000m	800m	600m	400m	200m
Section Times	1:12.47 [3] (0:14.16)	0:58.31 [5] (0:11.91)	0:46.40 [6] (0:12.11)	0:34.29 [5] (0:11.61)	0:22.68 [6] (0:10.99)	0:11.69 [6] (0:11.69)
Average Speed [km/h]	50.8	61.1	60.3	62.8	65.5	61.8
Top Speed [km/h]	61.2	61.3	61.3	65.1	66.3	65.5
Avg. Dist. to Rail [m]	5.8	3.4	2.5	2.1	3.2	3.8
Avg. Stride Freq. [Hz]	2.4	2.5	2.4	2.5	2.6	2.5
Avg. Stride Length [m]	5.8	6.9	6.8	7.1	7.1	6.9



- [] Ranking at each section and finish
- .-.- No data available at this section
- NA No data available



Horse/Jockey Name	Italian Dancer
Final Rank	4
Fastest Section Time (Section)	0:11.14 (400m)
Top Speed [km/h] (Section)	65.8 (400m)
Race State	Finished



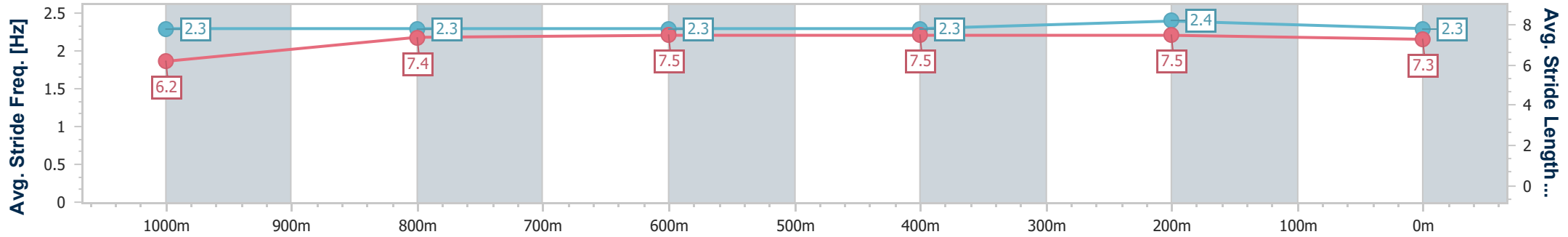
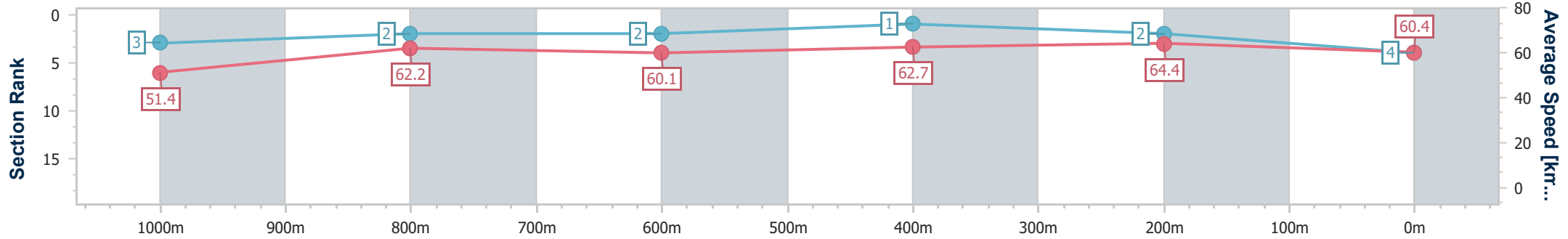
Sunshine Coast QLD Professional
 Race 5: KENDRICK RACING Colts, Geldings and Entires
 BENCHMARK 65 Handicap - 1200m



31 January 2025 - 20:38

Track Rating: Good 4, Weather: Fine, Rail Position: +3m Entire

Section	Overall	1000m	800m	600m	400m	200m
Section Times	1:12.51 [4] (0:14.03)	0:58.48 [3] (0:11.66)	0:46.82 [2] (0:12.13)	0:34.69 [2] (0:11.61)	0:23.08 [1] (0:11.14)	0:11.94 [2] (0:11.94)
Average Speed [km/h]	51.4	62.2	60.1	62.7	64.4	60.4
Top Speed [km/h]	64.3	64.3	60.8	64.7	65.8	63.9
Avg. Dist. to Rail [m]	9.0	3.4	2.2	1.4	1.6	1.0
Avg. Stride Freq. [Hz]	2.3	2.3	2.3	2.3	2.4	2.3
Avg. Stride Length [m]	6.2	7.4	7.5	7.5	7.5	7.3



- [] Ranking at each section and finish
- .-.- No data available at this section
- NA No data available



Horse/Jockey Name	Smart Recognition
Final Rank	5
Fastest Section Time (Section)	0:11.09 (400m)
Top Speed [km/h] (Section)	65.9 (400m)
Race State	Finished



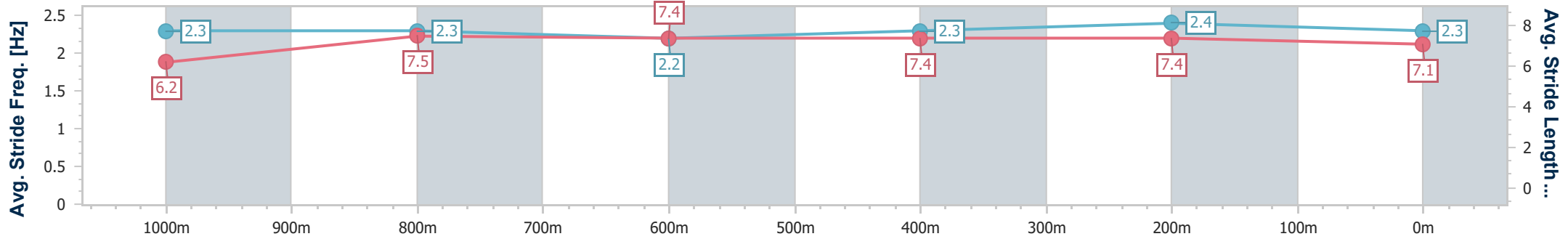
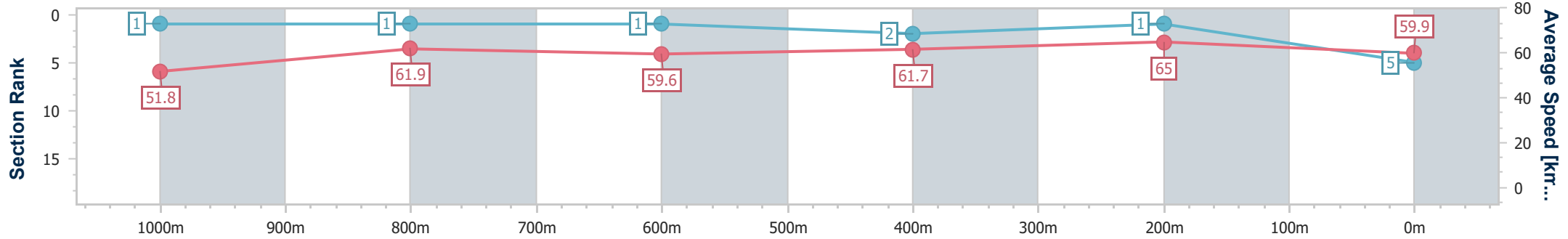
Sunshine Coast QLD Professional
 Race 5: KENDRICK RACING Colts, Geldings and Entires
 BENCHMARK 65 Handicap - 1200m



31 January 2025 - 20:38

Track Rating: Good 4, Weather: Fine, Rail Position: +3m Entire

Section	Overall	1000m	800m	600m	400m	200m
Section Times	1:12.55 [5] (0:13.86)	0:58.69 [1] (0:11.71)	0:46.98 [1] (0:12.17)	0:34.81 [1] (0:11.71)	0:23.10 [2] (0:11.09)	0:12.01 [1] (0:12.01)
Average Speed [km/h]	51.8	61.9	59.6	61.7	65.0	59.9
Top Speed [km/h]	64.7	64.4	60.5	64.0	65.9	63.6
Avg. Dist. to Rail [m]	7.6	2.9	1.5	0.5	0.5	0.5
Avg. Stride Freq. [Hz]	2.3	2.3	2.2	2.3	2.4	2.3
Avg. Stride Length [m]	6.2	7.5	7.4	7.4	7.4	7.1



- [] Ranking at each section and finish
- .-.- No data available at this section
- NA No data available



Horse/Jockey Name	I Am Lethal
Final Rank	6
Fastest Section Time (Section)	0:11.03 (400m)
Top Speed [km/h] (Section)	66.2 (400m)
Race State	Finished



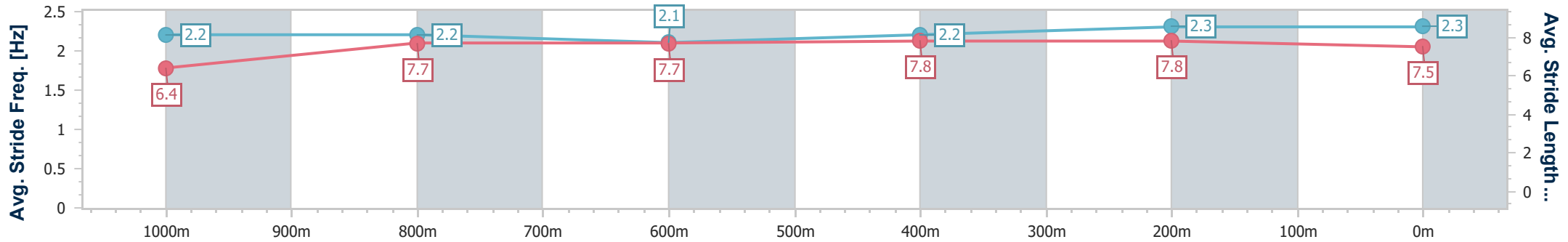
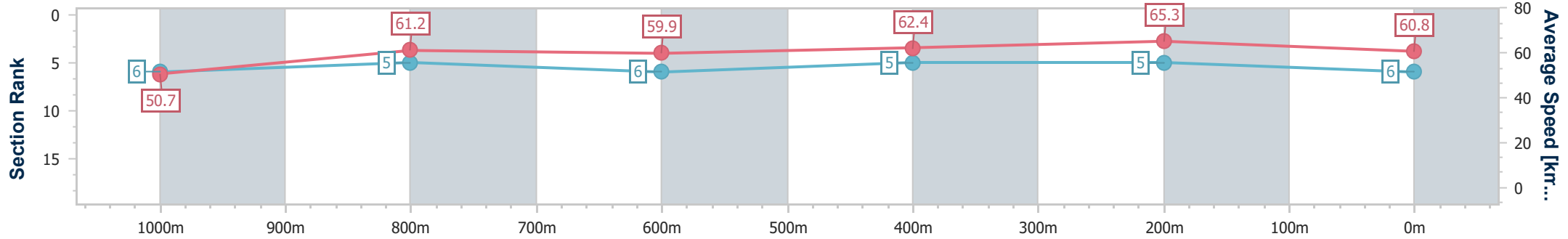
Sunshine Coast QLD Professional
 Race 5: KENDRICK RACING Colts, Geldings and Entires
 BENCHMARK 65 Handicap - 1200m



31 January 2025 - 20:38

Track Rating: Good 4, Weather: Fine, Rail Position: +3m Entire

Section	Overall	1000m	800m	600m	400m	200m
Section Times	1:12.63 [6] (0:14.23)	0:58.40 [6] (0:11.82)	0:46.58 [5] (0:12.15)	0:34.43 [6] (0:11.54)	0:22.89 [5] (0:11.03)	0:11.86 [5] (0:11.86)
Average Speed [km/h]	50.7	61.2	59.9	62.4	65.3	60.8
Top Speed [km/h]	62.1	62.2	60.8	64.7	66.2	63.8
Avg. Dist. to Rail [m]	3.9	2.2	1.6	0.6	1.6	2.9
Avg. Stride Freq. [Hz]	2.2	2.2	2.1	2.2	2.3	2.3
Avg. Stride Length [m]	6.4	7.7	7.7	7.8	7.8	7.5



- [] Ranking at each section and finish
- .-.- No data available at this section
- NA No data available



Horse/Jockey Name	Selous
Final Rank	7
Fastest Section Time (Section)	0:10.93 (400m)
Top Speed [km/h] (Section)	66.7 (400m)
Race State	Finished



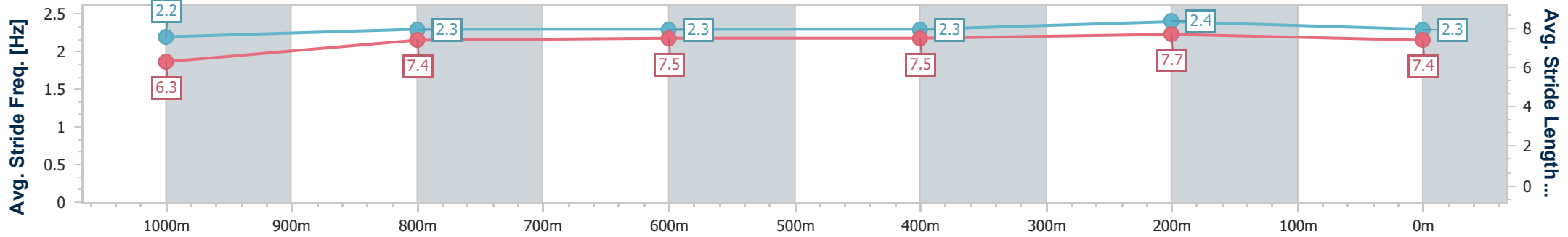
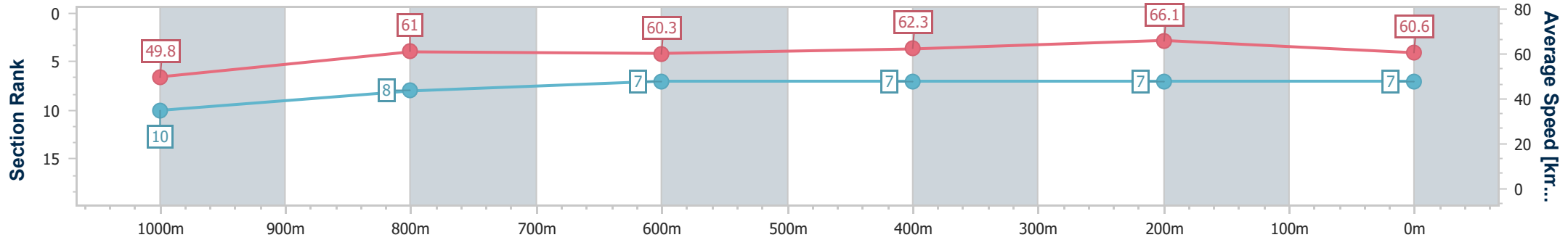
Sunshine Coast QLD Professional
 Race 5: KENDRICK RACING Colts, Geldings and Entires
 BENCHMARK 65 Handicap - 1200m



31 January 2025 - 20:38

Track Rating: Good 4, Weather: Fine, Rail Position: +3m Entire

Section	Overall	1000m	800m	600m	400m	200m
Section Times	1:12.72 [7] (0:14.50)	0:58.22 [10] (0:11.85)	0:46.37 [8] (0:12.03)	0:34.34 [7] (0:11.57)	0:22.77 [7] (0:10.93)	0:11.84 [7] (0:11.84)
Average Speed [km/h]	49.8	61.0	60.3	62.3	66.1	60.6
Top Speed [km/h]	62.0	62.0	61.4	65.6	66.7	64.3
Avg. Dist. to Rail [m]	5.7	2.1	1.4	0.6	3.1	5.1
Avg. Stride Freq. [Hz]	2.2	2.3	2.3	2.3	2.4	2.3
Avg. Stride Length [m]	6.3	7.4	7.5	7.5	7.7	7.4



- [] Ranking at each section and finish
- .-.- No data available at this section
- NA No data available



Horse/Jockey Name	River Ribble
Final Rank	8
Fastest Section Time (Section)	0:11.12 (400m)
Top Speed [km/h] (Section)	65.6 (400m)
Race State	Finished



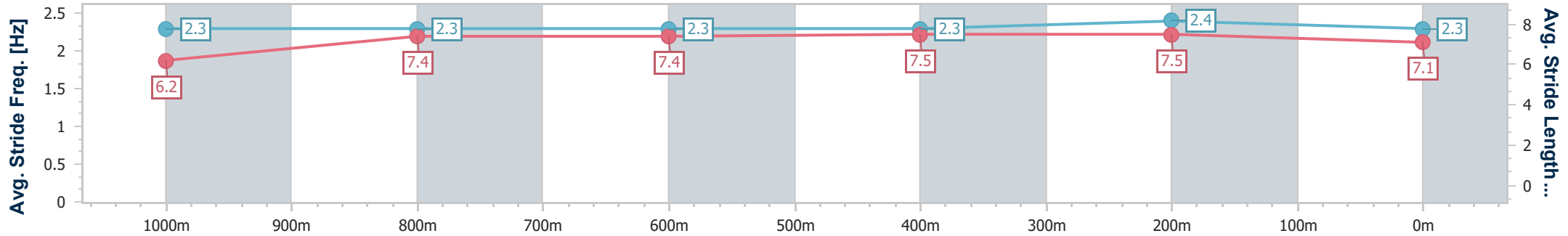
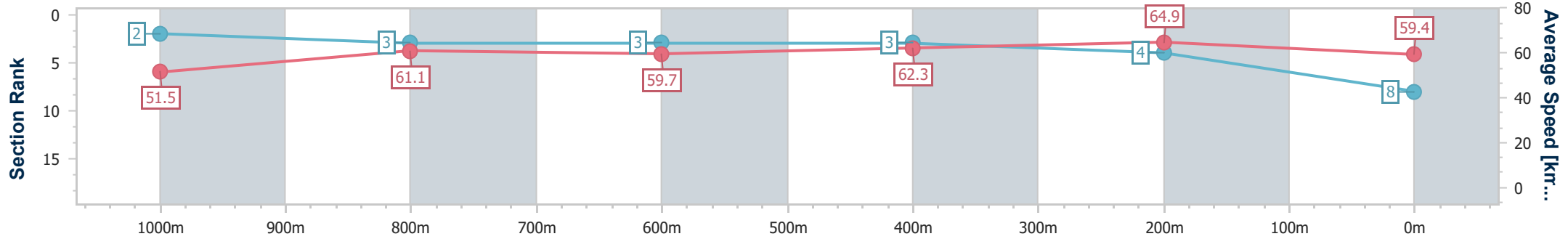
Sunshine Coast QLD Professional
 Race 5: KENDRICK RACING Colts, Geldings and Entires
 BENCHMARK 65 Handicap - 1200m



31 January 2025 - 20:38

Track Rating: Good 4, Weather: Fine, Rail Position: +3m Entire

Section	Overall	1000m	800m	600m	400m	200m
Section Times	1:12.76 [8] (0:13.98)	0:58.78 [2] (0:11.83)	0:46.95 [3] (0:12.14)	0:34.81 [3] (0:11.60)	0:23.21 [3] (0:11.12)	0:12.09 [4] (0:12.09)
Average Speed [km/h]	51.5	61.1	59.7	62.3	64.9	59.4
Top Speed [km/h]	62.7	62.5	60.4	65.1	65.6	62.6
Avg. Dist. to Rail [m]	2.9	2.0	1.4	0.3	0.2	0.5
Avg. Stride Freq. [Hz]	2.3	2.3	2.3	2.3	2.4	2.3
Avg. Stride Length [m]	6.2	7.4	7.4	7.5	7.5	7.1



- [] Ranking at each section and finish
- .-.- No data available at this section
- NA No data available



Horse/Jockey Name	Worthy Essgee
Final Rank	9
Fastest Section Time (Section)	0:10.88 (400m)
Top Speed [km/h] (Section)	67.4 (400m)
Race State	Finished



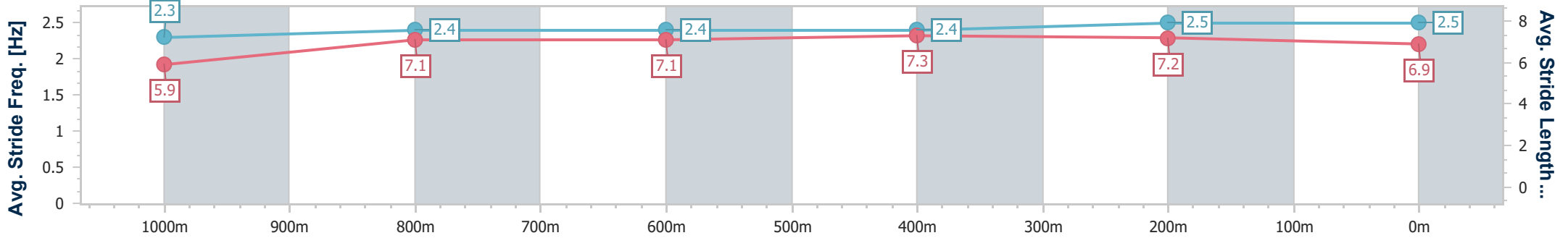
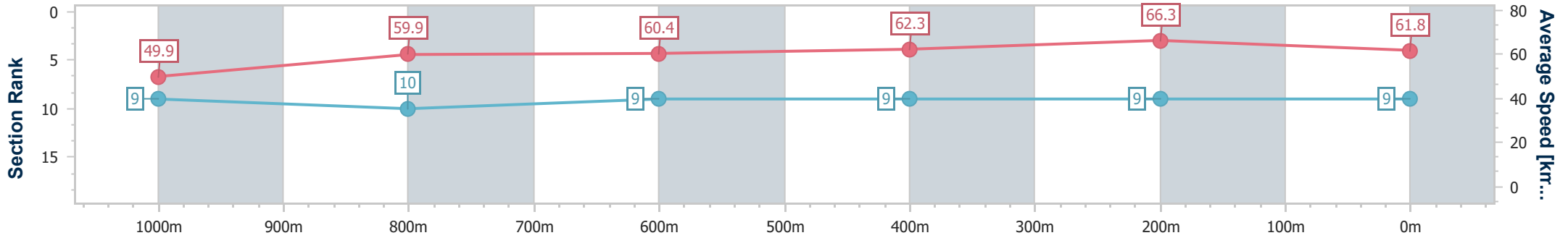
Sunshine Coast QLD Professional
 Race 5: KENDRICK RACING Colts, Geldings and Entires
 BENCHMARK 65 Handicap - 1200m



31 January 2025 - 20:38

Track Rating: Good 4, Weather: Fine, Rail Position: +3m Entire

Section	Overall	1000m	800m	600m	400m	200m
Section Times	1:12.77 [9] (0:14.48)	0:58.29 [9] (0:12.14)	0:46.15 [10] (0:12.04)	0:34.11 [9] (0:11.62)	0:22.49 [9] (0:10.88)	0:11.61 [9] (0:11.61)
Average Speed [km/h]	49.9	59.9	60.4	62.3	66.3	61.8
Top Speed [km/h]	60.9	61.1	61.7	65.2	67.4	64.4
Avg. Dist. to Rail [m]	11.1	3.5	1.7	1.3	4.5	5.5
Avg. Stride Freq. [Hz]	2.3	2.4	2.4	2.4	2.5	2.5
Avg. Stride Length [m]	5.9	7.1	7.1	7.3	7.2	6.9



- [] Ranking at each section and finish
- .-.- No data available at this section
- NA No data available



Horse/Jockey Name	Becamo
Final Rank	10
Fastest Section Time (Section)	0:10.90 (400m)
Top Speed [km/h] (Section)	66.8 (400m)
Race State	Finished



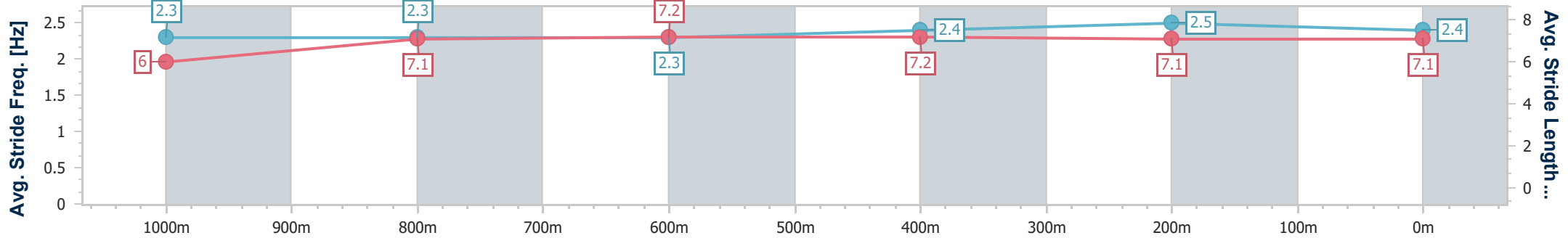
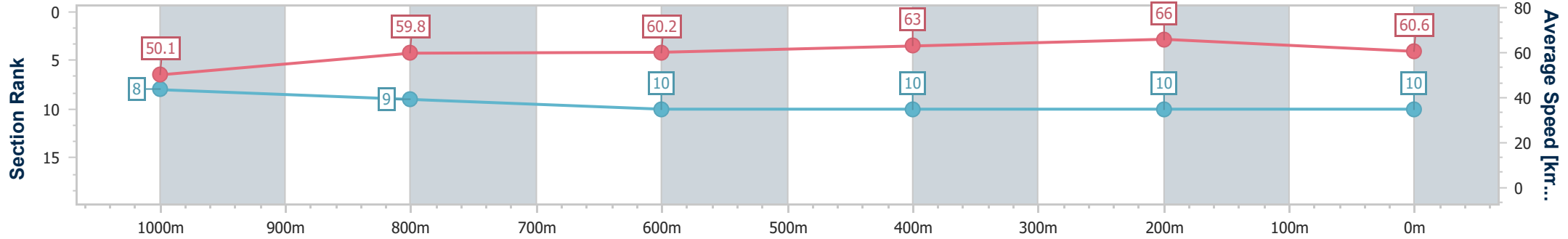
Sunshine Coast QLD Professional
 Race 5: KENDRICK RACING Colts, Geldings and Entires
 BENCHMARK 65 Handicap - 1200m



31 January 2025 - 20:38

Track Rating: Good 4, Weather: Fine, Rail Position: +3m Entire

Section	Overall	1000m	800m	600m	400m	200m
Section Times	1:13.07 [10] (0:14.38)	0:58.69 [8] (0:12.18)	0:46.51 [9] (0:12.17)	0:34.34 [10] (0:11.59)	0:22.75 [10] (0:10.90)	0:11.85 [10] (0:11.85)
Average Speed [km/h]	50.1	59.8	60.2	63.0	66.0	60.6
Top Speed [km/h]	61.2	61.0	61.5	65.4	66.8	64.8
Avg. Dist. to Rail [m]	9.9	4.3	2.7	1.9	4.6	6.0
Avg. Stride Freq. [Hz]	2.3	2.3	2.3	2.4	2.5	2.4
Avg. Stride Length [m]	6.0	7.1	7.2	7.2	7.1	7.1



- [] Ranking at each section and finish
- .-.- No data available at this section
- NA No data available



Sunshine Coast QLD Professional
Race 6: MULTIMEAT AUSTRALIA Class 5 Handicap - 1400m
31 January 2025 - 21:10



Track Rating: Good 4, Weather: Fine, Rail Position: +3m Entire

Section		Field Times										Last 600m
		Overall	1200m	1000m	800m	600m	400m					
		1:25.83 (0:14.12)	1:11.71 (0:11.82)	0:59.89 (0:11.97)	0:47.92 (0:12.14)	0:35.78 (0:11.94)	0:23.84 (0:11.43)					0:35.78
Rank	TAB Horse/Jockey	Barrier	Top Speed [km/h]	Fastest Section								Distance Travelled [m]
1	7 TAVISTORM Kyle Wilson-Taylor	1	64.4 400m	0:11.45 400m	1:25.83 [1] (0:14.51)	1:11.32 [5] (0:11.87)	0:59.45 [4] (0:11.98)	0:47.47 [4] (0:11.96)	0:35.51 [4] (0:11.78)	0:23.73 [3] (0:11.45)	0:35.51	
2	4 AMERICAN PRESIDENT Luke Tarrant	5	64.1 600m	0:11.42 400m	1:25.91 [2] (0:14.72)	1:11.19 [6] (0:11.95)	0:59.24 [6] (0:12.07)	0:47.17 [6] (0:11.96)	0:35.21 [6] (0:11.58)	0:23.63 [6] (0:11.42)	0:35.21 +5	
3	2 PRIME ASSET Michael Rodd	6	63.9 1200m	0:11.46 400m	1:25.92 [3] (0:14.12)	1:11.80 [1] (0:11.82)	0:59.98 [1] (0:11.97)	0:48.01 [1] (0:12.14)	0:35.87 [1] (0:11.94)	0:23.93 [1] (0:11.46)	0:35.87 -1	
4	3 BILLIONAIRE BABY Bailey Wheeler	4	65.0 400m	0:11.39 400m	1:25.94 [4] (0:14.23)	1:11.71 [2] (0:11.93)	0:59.78 [3] (0:11.96)	0:47.82 [2] (0:11.97)	0:35.85 [2] (0:11.94)	0:23.91 [2] (0:11.39)	0:35.85 +1	
5	5 TYNDRUM GOLD Ron Stewart	3	63.8 400m	0:11.39 400m	1:26.15 [5] (0:14.23)	1:11.92 [3] (0:11.89)	1:00.03 [2] (0:12.02)	0:48.01 [3] (0:12.15)	0:35.86 [3] (0:11.94)	0:23.92 [5] (0:11.39)	0:35.86 +0	
6	6 AIR MARSHAL Jag Guthmann-Chester	2	64.3 400m	0:11.38 400m	1:26.18 [6] (0:14.44)	1:11.74 [4] (0:11.94)	0:59.80 [5] (0:12.01)	0:47.79 [5] (0:12.07)	0:35.72 [5] (0:11.74)	0:23.98 [4] (0:11.38)	0:35.72 +1	

Scratched: Riviera Blue (#8), Our Magnus (#1)

[] Ranking at each section and finish
 -:-:- No data available at this section
 NA No data available

SCN Saddle cloth number
 DNF Did not finish
 DNT Did not track



Sunshine Coast QLD Professional
Race 6: MULTIMEAT AUSTRALIA Class 5 Handicap - 1400m
 31 January 2025 - 21:10



Track Rating: Good 4, Weather: Fine, Rail Position: +3m Entire

Section							200m			Last 600m
Field Times							0:12.41 (0:12.41)			0:35.78
Rank	TAB	Horse/Jockey	Barrier	Top Speed [km/h]	Fastest Section	Margin			Distance Travelled [m]	
1	7	TAVISTORM Kyle Wilson-Taylor	1	64.4 400m	0:11.45 400m	0:12.28 [3] (0:12.28)	1:25.83			0:35.51
2	4	AMERICAN PRESIDENT Luke Tarrant	5	64.1 600m	0:11.42 400m	0:12.21 [6] (0:12.21)	0.4L			0:35.21 +5
3	2	PRIME ASSET Michael Rodd	6	63.9 1200m	0:11.46 400m	0:12.47 [2] (0:12.47)	0.5L			0:35.87 -1
4	3	BILLIONAIRE BABY Bailey Wheeler	4	65.0 400m	0:11.39 400m	0:12.52 [1] (0:12.52)	0.6L			0:35.85 +1
5	5	TYNDRUM GOLD Ron Stewart	3	63.8 400m	0:11.39 400m	0:12.53 [5] (0:12.53)	1.6L			0:35.86 +0
6	6	AIR MARSHAL Jag Guthmann-Chester	2	64.3 400m	0:11.38 400m	0:12.60 [4] (0:12.60)	1.7L			0:35.72 +1

Scratched: Riviera Blue (#8), Our Magnus (#1)



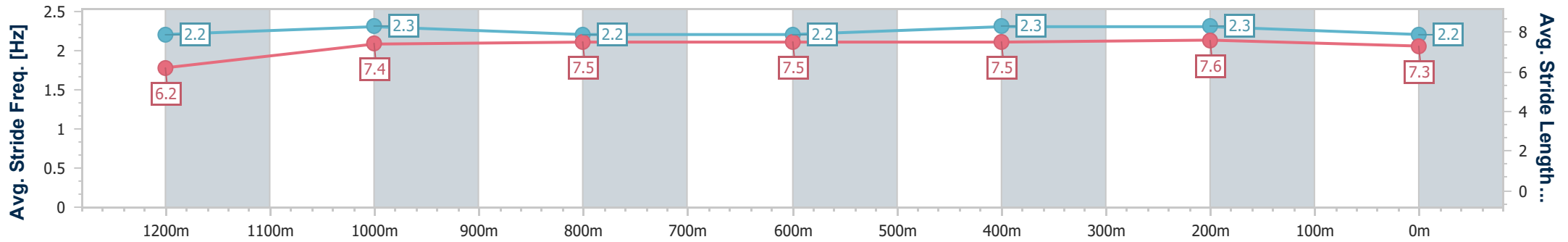
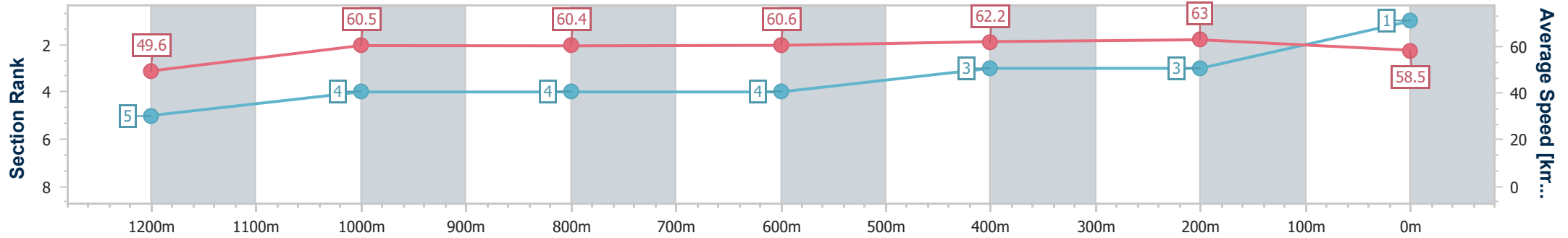
Horse/Jockey Name	Tavistorm
Final Rank	1
Fastest Section Time (Section)	0:11.45 (400m)
Top Speed [km/h] (Section)	64.4 (400m)
Race State	Finished



Sunshine Coast QLD Professional
 Race 6: MULTIMEAT AUSTRALIA Class 5 Handicap - 1400m
 31 January 2025 - 21:10
 Track Rating: Good 4, Weather: Fine, Rail Position: +3m Entire



Section	Overall	1200m	1000m	800m	600m	400m	200m
Section Times	1:25.83 [1] (0:14.51)	1:11.32 [5] (0:11.87)	0:59.45 [4] (0:11.98)	0:47.47 [4] (0:11.96)	0:35.51 [4] (0:11.78)	0:23.73 [3] (0:11.45)	0:12.28 [3] (0:12.28)
Average Speed [km/h]	49.6	60.5	60.4	60.6	62.2	63.0	58.5
Top Speed [km/h]	62.2	61.8	61.3	62.1	62.7	64.4	61.5
Avg. Dist. to Rail [m]	3.3	1.7	1.4	1.2	2.9	4.0	3.8
Avg. Stride Freq. [Hz]	2.2	2.3	2.2	2.2	2.3	2.3	2.2
Avg. Stride Length [m]	6.2	7.4	7.5	7.5	7.5	7.6	7.3



- [] Ranking at each section and finish
- .-.- No data available at this section
- NA No data available



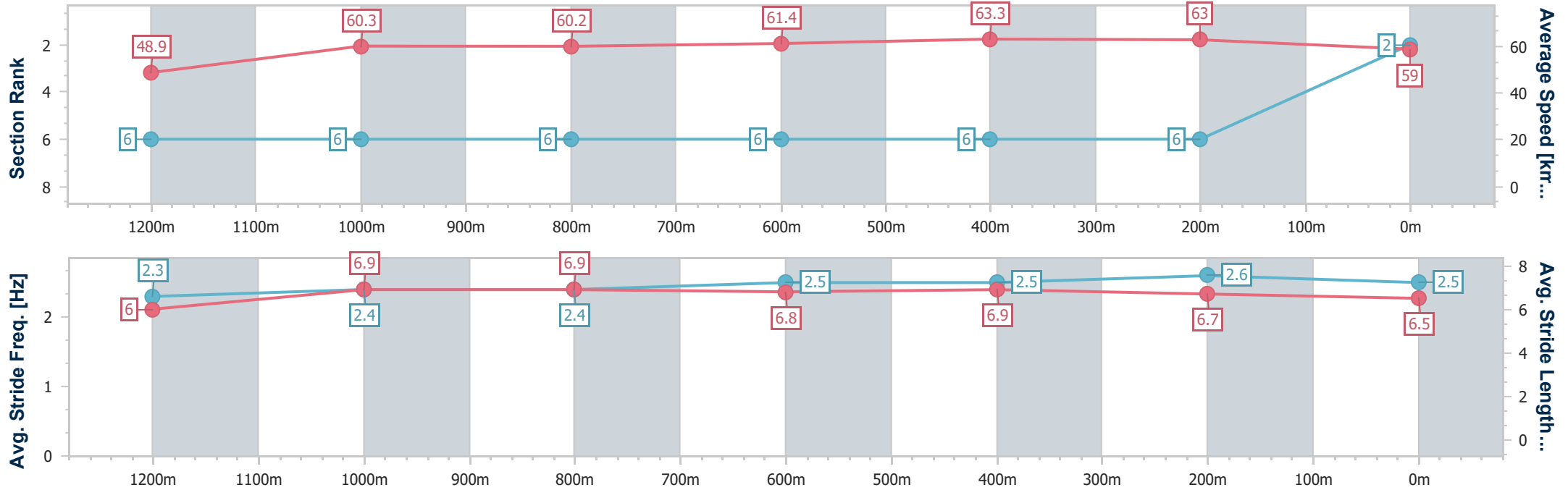
Horse/Jockey Name	American President
Final Rank	2
Fastest Section Time (Section)	0:11.42 (400m)
Top Speed [km/h] (Section)	64.1 (600m)
Race State	Finished



Sunshine Coast QLD Professional
 Race 6: MULTIMEAT AUSTRALIA Class 5 Handicap - 1400m
 31 January 2025 - 21:10
 Track Rating: Good 4, Weather: Fine, Rail Position: +3m Entire



Section	Overall	1200m	1000m	800m	600m	400m	200m
Section Times	1:25.91 [2] (0:14.72)	1:11.19 [6] (0:11.95)	0:59.24 [6] (0:12.07)	0:47.17 [6] (0:11.96)	0:35.21 [6] (0:11.58)	0:23.63 [6] (0:11.42)	0:12.21 [6] (0:12.21)
Average Speed [km/h]	48.9	60.3	60.2	61.4	63.3	63.0	59.0
Top Speed [km/h]	62.7	62.6	62.4	62.9	64.1	64.1	61.7
Avg. Dist. to Rail [m]	6.2	3.5	3.3	3.9	2.9	4.9	5.3
Avg. Stride Freq. [Hz]	2.3	2.4	2.4	2.5	2.5	2.6	2.5
Avg. Stride Length [m]	6.0	6.9	6.9	6.8	6.9	6.7	6.5



- [] Ranking at each section and finish
- .-.- No data available at this section
- NA No data available



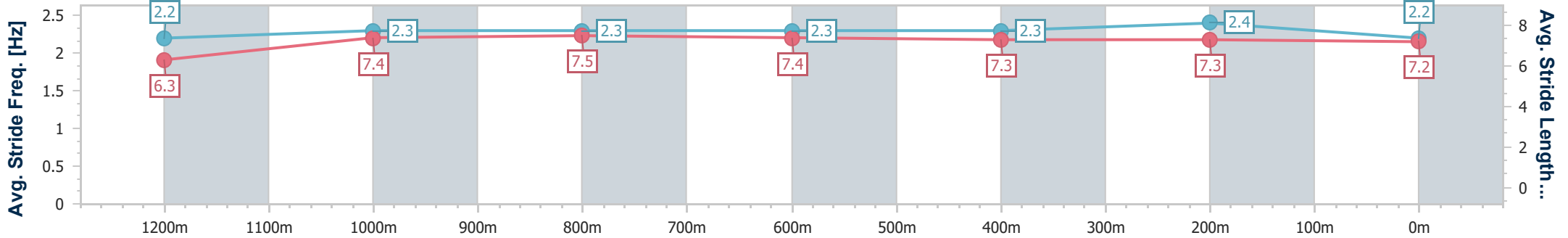
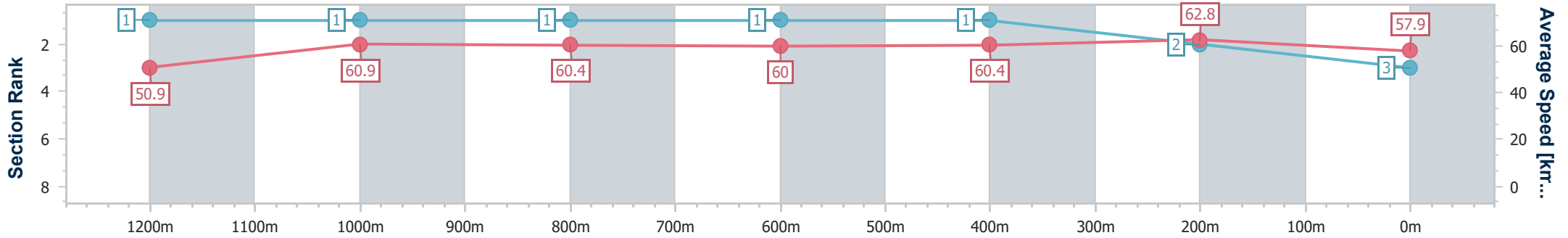
Horse/Jockey Name	Prime Asset
Final Rank	3
Fastest Section Time (Section)	0:11.46 (400m)
Top Speed [km/h] (Section)	63.9 (1200m)
Race State	Finished



Sunshine Coast QLD Professional
 Race 6: MULTIMEAT AUSTRALIA Class 5 Handicap - 1400m
 31 January 2025 - 21:10
 Track Rating: Good 4, Weather: Fine, Rail Position: +3m Entire



Section	Overall	1200m	1000m	800m	600m	400m	200m
Section Times	1:25.92 [3] (0:14.12)	1:11.80 [1] (0:11.82)	0:59.98 [1] (0:11.97)	0:48.01 [1] (0:12.14)	0:35.87 [1] (0:11.94)	0:23.93 [1] (0:11.46)	0:12.47 [2] (0:12.47)
Average Speed [km/h]	50.9	60.9	60.4	60.0	60.4	62.8	57.9
Top Speed [km/h]	63.7	63.9	62.4	61.4	63.0	63.7	60.4
Avg. Dist. to Rail [m]	9.2	5.0	3.3	1.6	0.5	1.2	0.7
Avg. Stride Freq. [Hz]	2.2	2.3	2.3	2.3	2.3	2.4	2.2
Avg. Stride Length [m]	6.3	7.4	7.5	7.4	7.3	7.3	7.2



- [] Ranking at each section and finish
- .-.- No data available at this section
- NA No data available



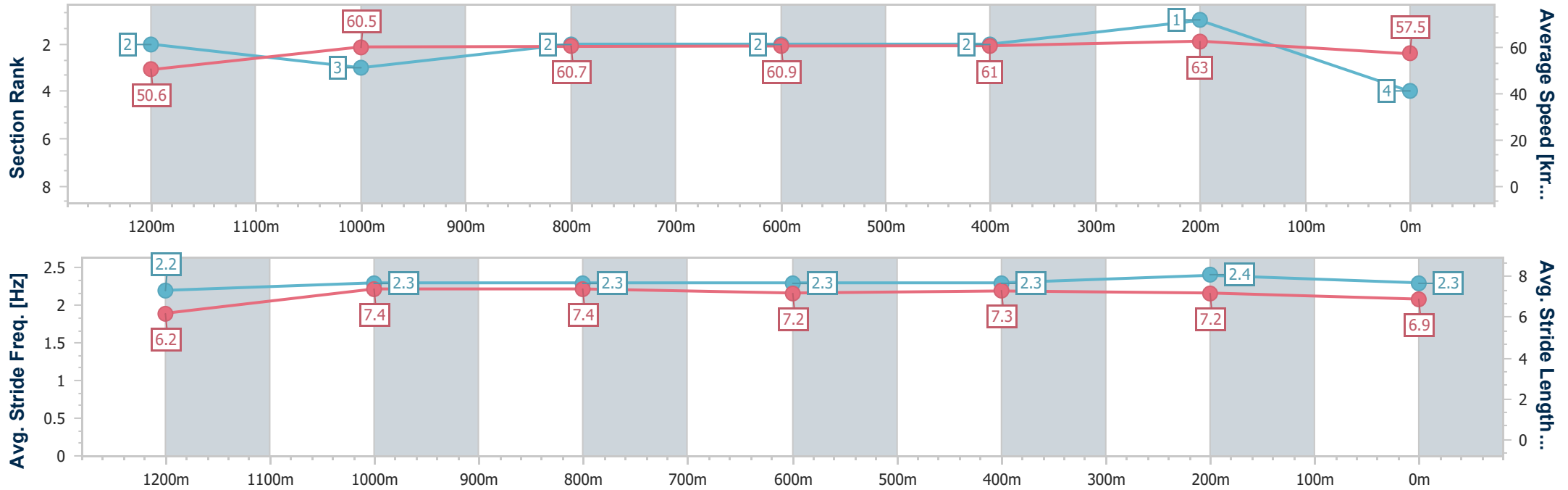
Horse/Jockey Name	Billionair Baby
Final Rank	4
Fastest Section Time (Section)	0:11.39 (400m)
Top Speed [km/h] (Section)	65.0 (400m)
Race State	Finished



Sunshine Coast QLD Professional
 Race 6: MULTIMEAT AUSTRALIA Class 5 Handicap - 1400m
 31 January 2025 - 21:10
 Track Rating: Good 4, Weather: Fine, Rail Position: +3m Entire



Section	Overall	1200m	1000m	800m	600m	400m	200m
Section Times	1:25.94 [4] (0:14.23)	1:11.71 [2] (0:11.93)	0:59.78 [3] (0:11.96)	0:47.82 [2] (0:11.97)	0:35.85 [2] (0:11.94)	0:23.91 [2] (0:11.39)	0:12.52 [1] (0:12.52)
Average Speed [km/h]	50.6	60.5	60.7	60.9	61.0	63.0	57.5
Top Speed [km/h]	62.5	61.7	62.9	62.4	63.2	65.0	61.2
Avg. Dist. to Rail [m]	7.0	3.8	3.7	2.4	1.6	3.5	2.6
Avg. Stride Freq. [Hz]	2.2	2.3	2.3	2.3	2.3	2.4	2.3
Avg. Stride Length [m]	6.2	7.4	7.4	7.2	7.3	7.2	6.9



- [] Ranking at each section and finish
- .-.- No data available at this section
- NA No data available



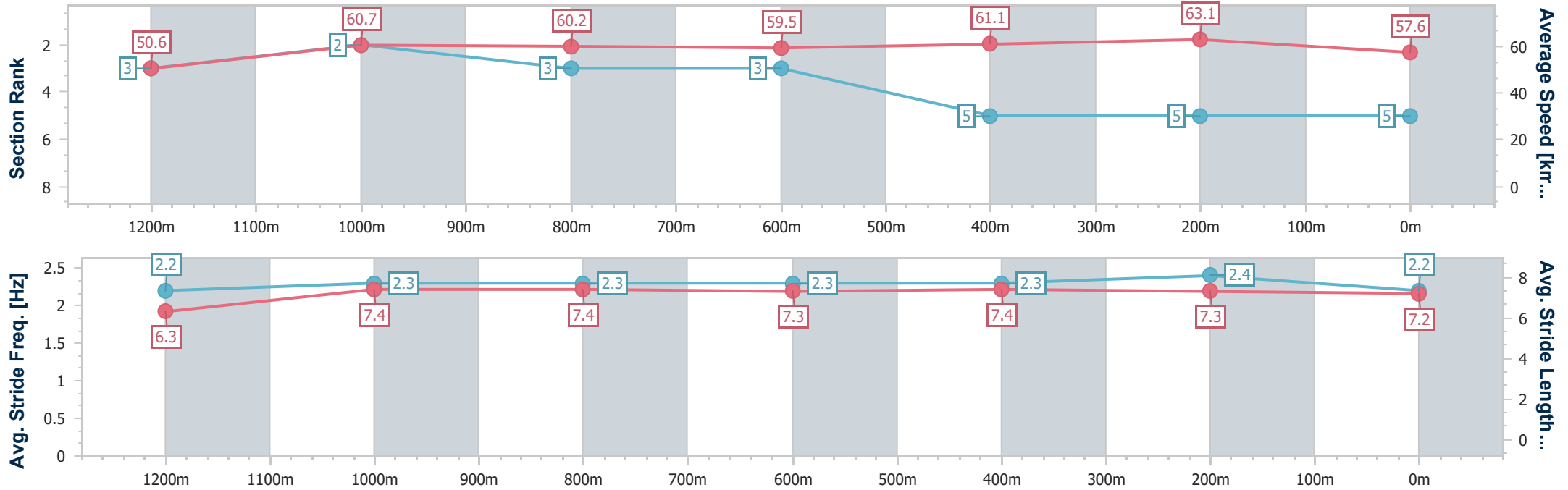
Horse/Jockey Name	Tyndrum Gold
Final Rank	5
Fastest Section Time (Section)	0:11.39 (400m)
Top Speed [km/h] (Section)	63.8 (400m)
Race State	Finished



Sunshine Coast QLD Professional
 Race 6: MULTIMEAT AUSTRALIA Class 5 Handicap - 1400m
 31 January 2025 - 21:10
 Track Rating: Good 4, Weather: Fine, Rail Position: +3m Entire



Section	Overall	1200m	1000m	800m	600m	400m	200m
Section Times	1:26.15 [5] (0:14.23)	1:11.92 [3] (0:11.89)	1:00.03 [2] (0:12.02)	0:48.01 [3] (0:12.15)	0:35.86 [3] (0:11.94)	0:23.92 [5] (0:11.39)	0:12.53 [5] (0:12.53)
Average Speed [km/h]	50.6	60.7	60.2	59.5	61.1	63.1	57.6
Top Speed [km/h]	62.3	62.2	61.1	61.0	62.6	63.8	63.3
Avg. Dist. to Rail [m]	5.5	2.5	2.3	1.3	1.8	2.8	2.0
Avg. Stride Freq. [Hz]	2.2	2.3	2.3	2.3	2.3	2.4	2.2
Avg. Stride Length [m]	6.3	7.4	7.4	7.3	7.4	7.3	7.2



- [] Ranking at each section and finish
- .-.- No data available at this section
- NA No data available



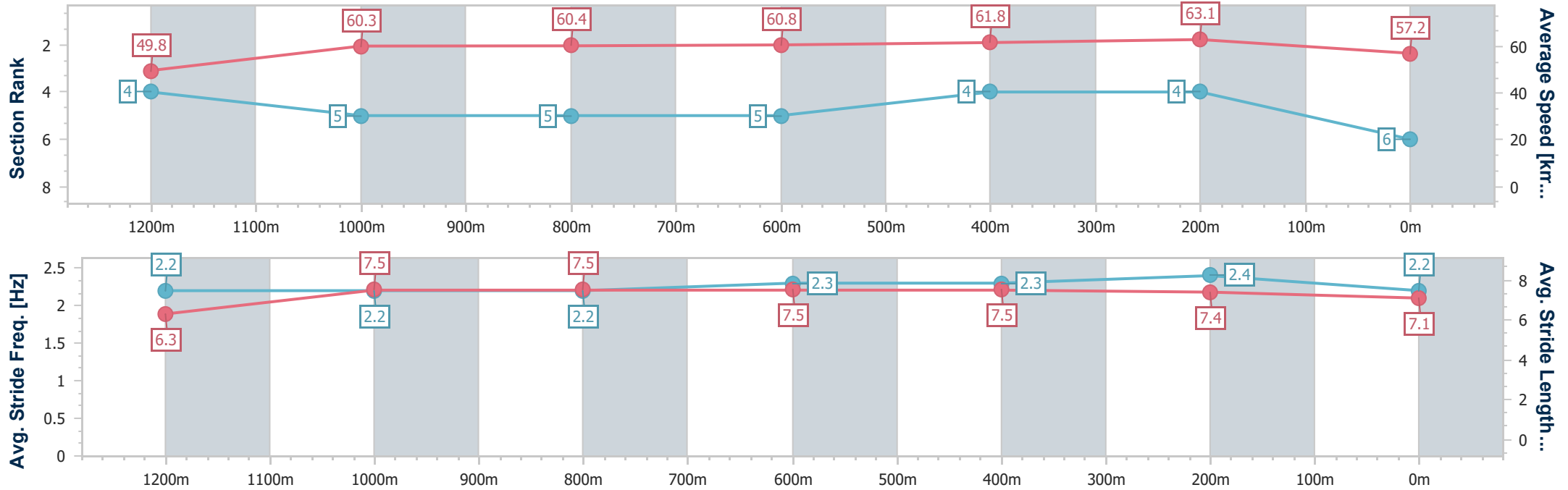
Horse/Jockey Name	Air Marshal
Final Rank	6
Fastest Section Time (Section)	0:11.38 (400m)
Top Speed [km/h] (Section)	64.3 (400m)
Race State	Finished



Sunshine Coast QLD Professional
 Race 6: MULTIMEAT AUSTRALIA Class 5 Handicap - 1400m
 31 January 2025 - 21:10
 Track Rating: Good 4, Weather: Fine, Rail Position: +3m Entire



Section	Overall	1200m	1000m	800m	600m	400m	200m
Section Times	1:26.18 [6] (0:14.44)	1:11.74 [4] (0:11.94)	0:59.80 [5] (0:12.01)	0:47.79 [5] (0:12.07)	0:35.72 [5] (0:11.74)	0:23.98 [4] (0:11.38)	0:12.60 [4] (0:12.60)
Average Speed [km/h]	49.8	60.3	60.4	60.8	61.8	63.1	57.2
Top Speed [km/h]	61.7	61.7	62.3	63.3	64.2	64.3	60.8
Avg. Dist. to Rail [m]	5.1	3.4	3.2	3.3	0.9	2.0	1.3
Avg. Stride Freq. [Hz]	2.2	2.2	2.2	2.3	2.3	2.4	2.2
Avg. Stride Length [m]	6.3	7.5	7.5	7.5	7.5	7.4	7.1



- [] Ranking at each section and finish
- .-.- No data available at this section
- NA No data available



Sunshine Coast QLD Professional

Race 7: TAB BENCHMARK 62 Handicap - 1600m



31 January 2025 - 21:36

Track Rating: Good 4, Weather: Fine, Rail Position: +3m Entire

Section		Overall	1400m	1200m	1000m	800m	600m	400m	Last 600m				
Field Times		1:38.03 (0:13.62)	1:24.41 (0:11.35)	1:13.06 (0:11.82)	1:01.24 (0:12.21)	0:49.03 (0:12.51)	0:36.52 (0:12.14)	0:24.38 (0:11.99)	0:36.52				
Rank	TAB Horse/Jockey	Barrier	Top Speed [km/h]	Fastest Section									Distance Travelled [m]
1	1 RIVIERA BLUE Jace McMurray	5	63.4 1400m	0:11.64 400m	1:38.03 [1] (0:14.02)	1:24.01 [5] (0:11.74)	1:12.27 [6] (0:11.69)	1:00.58 [6] (0:12.27)	0:48.31 [6] (0:12.37)	0:35.94 [6] (0:12.23)	0:23.71 [6] (0:11.64)	0:35.94	
2	2 RUSSIAN MYSTIC Luke Dempsey	3	64.9 Overall	0:11.45 1400m	1:38.36 [2] (0:14.01)	1:24.35 [4] (0:11.45)	1:12.90 [4] (0:11.76)	1:01.14 [4] (0:12.25)	0:48.89 [4] (0:12.42)	0:36.47 [4] (0:12.15)	0:24.32 [4] (0:11.74)	0:36.47	+0
3	6 LAVONI Samantha Collett	1	63.9 1400m	0:11.47 1400m	1:38.47 [3] (0:13.80)	1:24.67 [3] (0:11.47)	1:13.20 [3] (0:11.82)	1:01.38 [3] (0:12.26)	0:49.12 [3] (0:12.43)	0:36.69 [3] (0:12.18)	0:24.51 [3] (0:11.91)	0:36.69	-4
4	7 TOKYO BANDIT Cejay Graham	6	64.8 Overall	0:11.35 1400m	1:38.54 [4] (0:13.62)	1:24.92 [1] (0:11.35)	1:13.57 [1] (0:11.82)	1:01.75 [1] (0:12.21)	0:49.54 [1] (0:12.51)	0:37.03 [1] (0:12.14)	0:24.89 [1] (0:11.99)	0:37.03	-3
5	3 CLIPPER SHIP James Orman	4	65.1 Overall	0:11.50 1400m	1:38.54 [5] (0:14.09)	1:24.45 [6] (0:11.50)	1:12.95 [5] (0:11.74)	1:01.21 [5] (0:12.28)	0:48.93 [5] (0:12.42)	0:36.51 [5] (0:12.16)	0:24.35 [5] (0:11.88)	0:36.51	-3
6	4 MIDNIGHT DRIFTER Jake Bayliss	2	64.4 Overall	0:11.42 1400m	1:38.94 [6] (0:13.76)	1:25.18 [2] (0:11.42)	1:13.76 [2] (0:11.76)	1:02.00 [2] (0:12.25)	0:49.75 [2] (0:12.43)	0:37.32 [2] (0:12.18)	0:25.14 [2] (0:12.02)	0:37.32	+2

Scratched: Gulf Of Saros (#8), Smart Action (#5)

[] Ranking at each section and finish
 -:-:- No data available at this section
 NA No data available

SCN Saddle cloth number
 DNF Did not finish
 DNT Did not track



Sunshine Coast QLD Professional
Race 7: TAB BENCHMARK 62 Handicap - 1600m
 31 January 2025 - 21:36



Track Rating: Good 4, Weather: Fine, Rail Position: +3m Entire

Section				200m				Last 600m	
Field Times				0:12.39 (0:12.39)				0:36.52	
Rank	TAB	Horse/Jockey	Barrier	Top Speed [km/h]	Fastest Section	Margin			Distance Travelled [m]
1	1	RIVIERA BLUE Jace McMurray	5	63.4 1400m	0:11.64 400m	0:12.07 [5] (0:12.07)	1:38.03		0:35.94
2	2	RUSSIAN MYSTIC Luke Dempsey	3	64.9 Overall	0:11.45 1400m	0:12.58 [2] (0:12.58)	1.8L		0:36.47 +0
3	6	LAVONI Samantha Collett	1	63.9 1400m	0:11.47 1400m	0:12.60 [4] (0:12.60)	2.3L		0:36.69 -4
4	7	TOKYO BANDIT Cejay Graham	6	64.8 Overall	0:11.35 1400m	0:12.90 [1] (0:12.90)	2.6L		0:37.03 -3
5	3	CLIPPER SHIP James Orman	4	65.1 Overall	0:11.50 1400m	0:12.47 [6] (0:12.47)	2.7L		0:36.51 -3
6	4	MIDNIGHT DRIFTER Jake Bayliss	2	64.4 Overall	0:11.42 1400m	0:13.12 [3] (0:13.12)	5L		0:37.32 +2

Scratched: Gulf Of Saros (#8), Smart Action (#5)

[] Ranking at each section and finish
 -:-:-:- No data available at this section
 NA No data available

SCN Saddle cloth number
 DNF Did not finish
 DNT Did not track



Horse/Jockey Name	Riviera Blue
Final Rank	1
Fastest Section Time (Section)	0:11.64 (400m)
Top Speed [km/h] (Section)	63.4 (1400m)
Race State	Finished



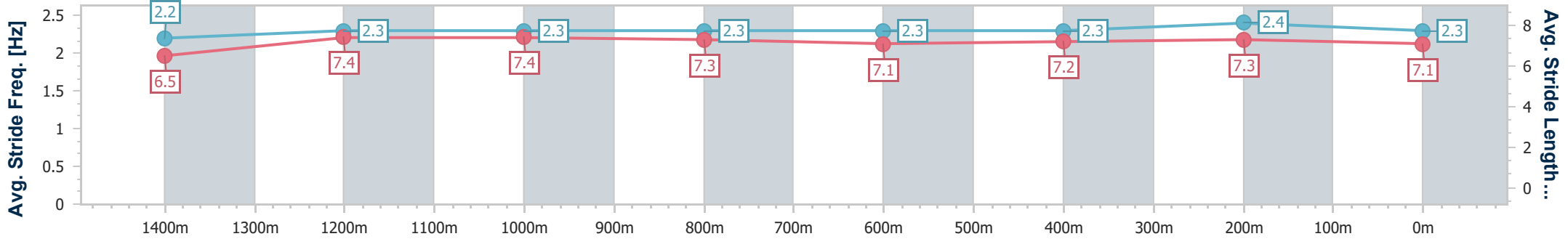
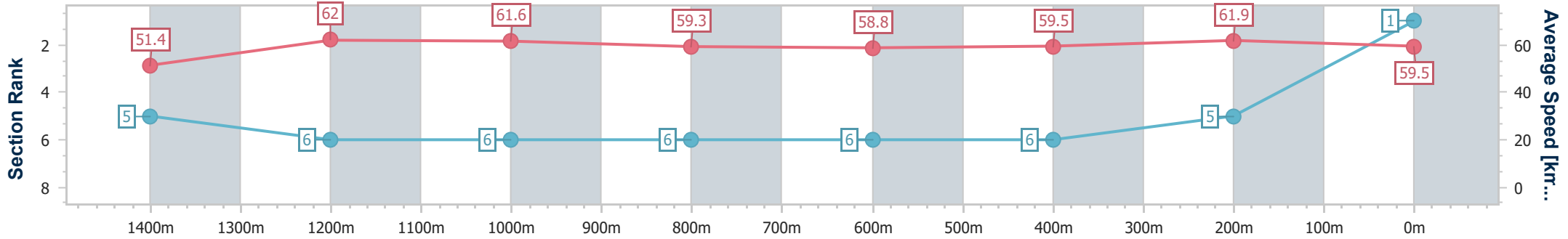
Sunshine Coast QLD Professional
Race 7: TAB BENCHMARK 62 Handicap - 1600m



31 January 2025 - 21:36

Track Rating: Good 4, Weather: Fine, Rail Position: +3m Entire

Section	Overall	1400m	1200m	1000m	800m	600m	400m	200m
Section Times	1:38.03 [1] (0:14.02)	1:24.01 [5] (0:11.74)	1:12.27 [6] (0:11.69)	1:00.58 [6] (0:12.27)	0:48.31 [6] (0:12.37)	0:35.94 [6] (0:12.23)	0:23.71 [6] (0:11.64)	0:12.07 [5] (0:12.07)
Average Speed [km/h]	51.4	62.0	61.6	59.3	58.8	59.5	61.9	59.5
Top Speed [km/h]	63.4	63.4	62.7	60.0	60.4	61.4	63.2	62.6
Avg. Dist. to Rail [m]	6.9	3.9	3.3	3.1	2.3	1.4	3.7	6.0
Avg. Stride Freq. [Hz]	2.2	2.3	2.3	2.3	2.3	2.3	2.4	2.3
Avg. Stride Length [m]	6.5	7.4	7.4	7.3	7.1	7.2	7.3	7.1



- [] Ranking at each section and finish
- .-.- No data available at this section
- NA No data available



Horse/Jockey Name	Russian Mystic
Final Rank	2
Fastest Section Time (Section)	0:11.45 (1400m)
Top Speed [km/h] (Section)	64.9 (Overall)
Race State	Finished



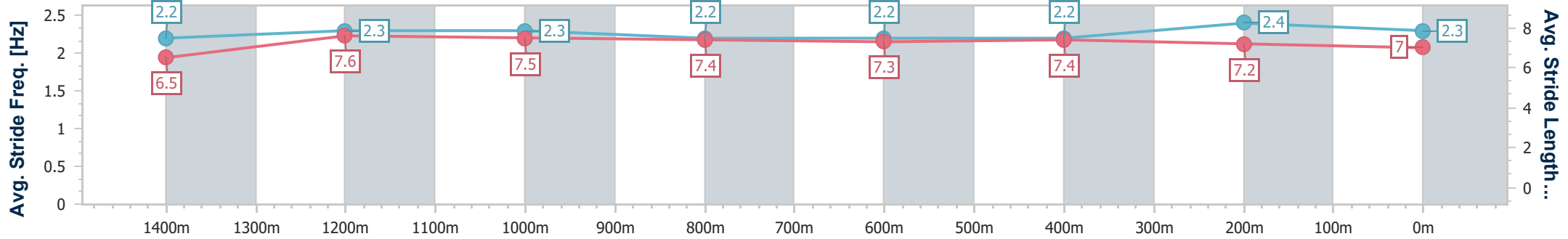
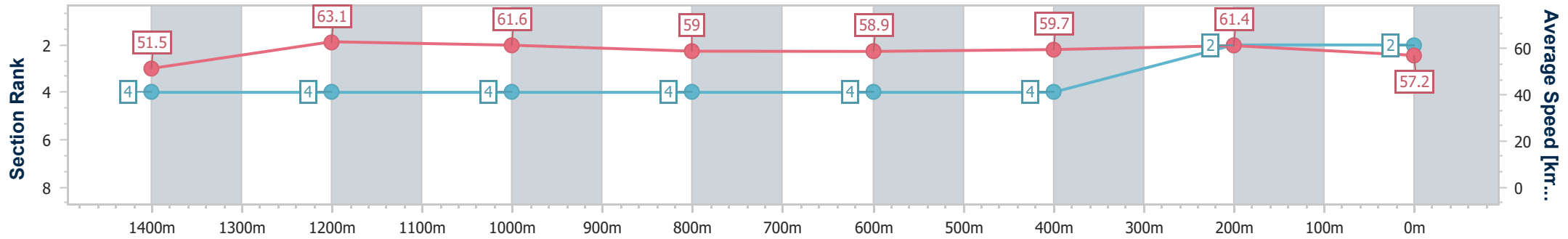
Sunshine Coast QLD Professional
Race 7: TAB BENCHMARK 62 Handicap - 1600m



31 January 2025 - 21:36

Track Rating: Good 4, Weather: Fine, Rail Position: +3m Entire

Section	Overall	1400m	1200m	1000m	800m	600m	400m	200m
Section Times	1:38.36 [2] (0:14.01)	1:24.35 [4] (0:11.45)	1:12.90 [4] (0:11.76)	1:01.14 [4] (0:12.25)	0:48.89 [4] (0:12.42)	0:36.47 [4] (0:12.15)	0:24.32 [4] (0:11.74)	0:12.58 [2] (0:12.58)
Average Speed [km/h]	51.5	63.1	61.6	59.0	58.9	59.7	61.4	57.2
Top Speed [km/h]	64.9	64.8	62.9	60.1	59.2	61.9	62.2	60.4
Avg. Dist. to Rail [m]	4.6	3.0	3.2	3.0	2.3	1.6	3.7	4.8
Avg. Stride Freq. [Hz]	2.2	2.3	2.3	2.2	2.2	2.2	2.4	2.3
Avg. Stride Length [m]	6.5	7.6	7.5	7.4	7.3	7.4	7.2	7.0



- [] Ranking at each section and finish
- .-.- No data available at this section
- NA No data available



Horse/Jockey Name	Lavoni
Final Rank	3
Fastest Section Time (Section)	0:11.47 (1400m)
Top Speed [km/h] (Section)	63.9 (1400m)
Race State	Finished



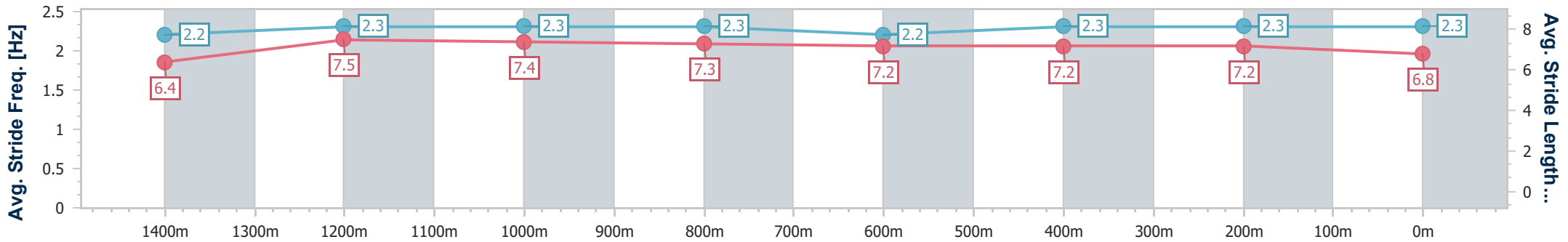
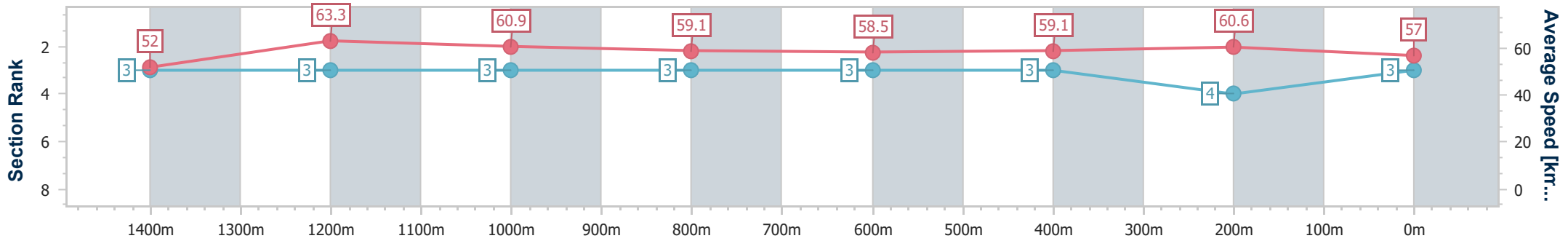
Sunshine Coast QLD Professional
Race 7: TAB BENCHMARK 62 Handicap - 1600m



31 January 2025 - 21:36

Track Rating: Good 4, Weather: Fine, Rail Position: +3m Entire

Section	Overall	1400m	1200m	1000m	800m	600m	400m	200m
Section Times	1:38.47 [3] (0:13.80)	1:24.67 [3] (0:11.47)	1:13.20 [3] (0:11.82)	1:01.38 [3] (0:12.26)	0:49.12 [3] (0:12.43)	0:36.69 [3] (0:12.18)	0:24.51 [3] (0:11.91)	0:12.60 [4] (0:12.60)
Average Speed [km/h]	52.0	63.3	60.9	59.1	58.5	59.1	60.6	57.0
Top Speed [km/h]	63.8	63.9	62.6	59.9	59.0	60.4	61.5	59.2
Avg. Dist. to Rail [m]	3.5	2.1	2.2	2.0	1.4	0.4	0.3	1.7
Avg. Stride Freq. [Hz]	2.2	2.3	2.3	2.3	2.2	2.3	2.3	2.3
Avg. Stride Length [m]	6.4	7.5	7.4	7.3	7.2	7.2	7.2	6.8



- [] Ranking at each section and finish
- .-.- No data available at this section
- NA No data available



Horse/Jockey Name	Tokyo Bandit
Final Rank	4
Fastest Section Time (Section)	0:11.35 (1400m)
Top Speed [km/h] (Section)	64.8 (Overall)
Race State	Finished



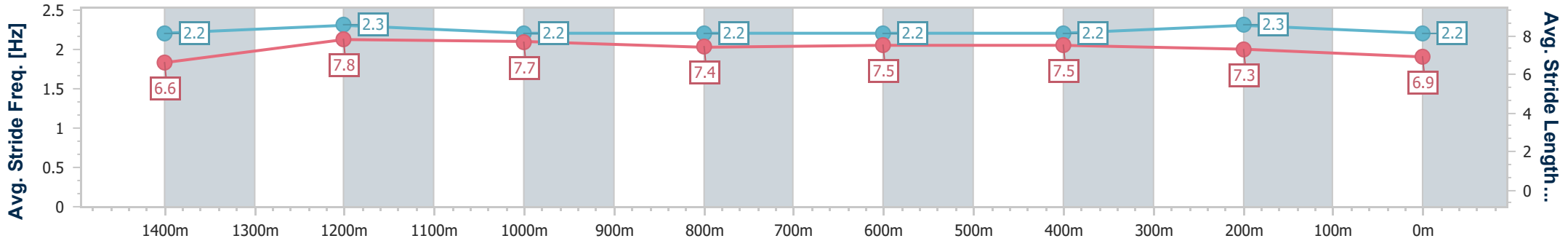
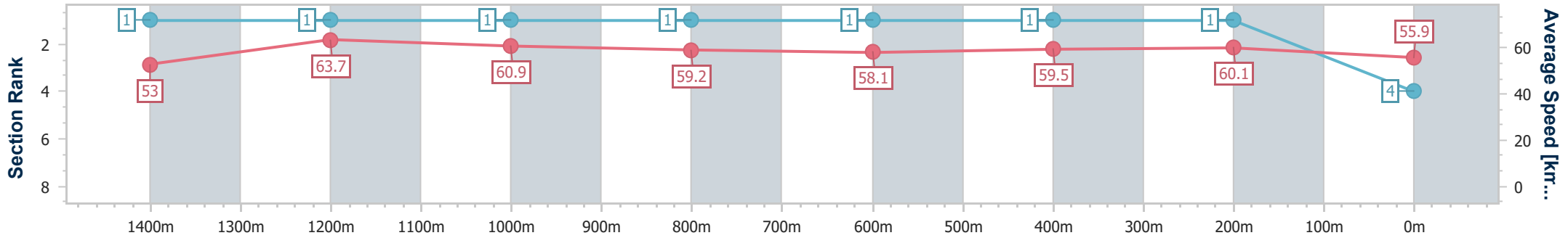
Sunshine Coast QLD Professional
Race 7: TAB BENCHMARK 62 Handicap - 1600m



31 January 2025 - 21:36

Track Rating: Good 4, Weather: Fine, Rail Position: +3m Entire

Section	Overall	1400m	1200m	1000m	800m	600m	400m	200m
Section Times	1:38.54 [4] (0:13.62)	1:24.92 [1] (0:11.35)	1:13.57 [1] (0:11.82)	1:01.75 [1] (0:12.21)	0:49.54 [1] (0:12.51)	0:37.03 [1] (0:12.14)	0:24.89 [1] (0:11.99)	0:12.90 [1] (0:12.90)
Average Speed [km/h]	53.0	63.7	60.9	59.2	58.1	59.5	60.1	55.9
Top Speed [km/h]	64.8	64.6	62.6	60.8	59.2	60.5	60.9	58.3
Avg. Dist. to Rail [m]	7.7	1.6	1.4	1.6	1.4	0.4	0.4	0.9
Avg. Stride Freq. [Hz]	2.2	2.3	2.2	2.2	2.2	2.2	2.3	2.2
Avg. Stride Length [m]	6.6	7.8	7.7	7.4	7.5	7.5	7.3	6.9



- [] Ranking at each section and finish
- .-.- No data available at this section
- NA No data available



Horse/Jockey Name	Clipper Ship
Final Rank	5
Fastest Section Time (Section)	0:11.50 (1400m)
Top Speed [km/h] (Section)	65.1 (Overall)
Race State	Finished



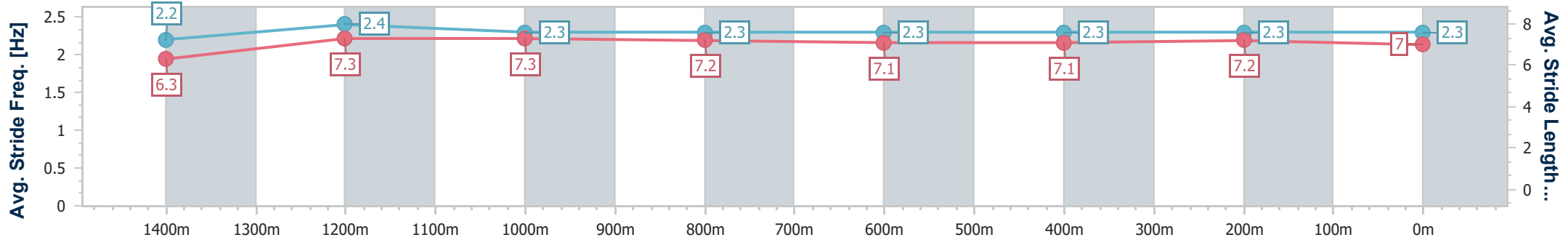
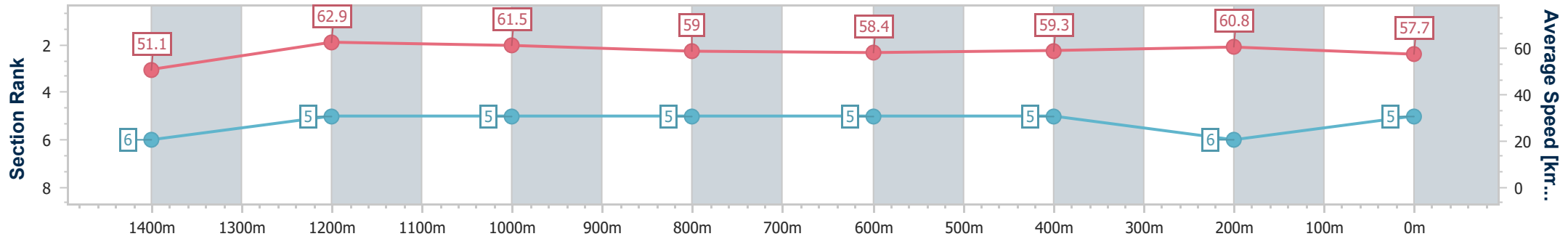
Sunshine Coast QLD Professional
Race 7: TAB BENCHMARK 62 Handicap - 1600m



31 January 2025 - 21:36

Track Rating: Good 4, Weather: Fine, Rail Position: +3m Entire

Section	Overall	1400m	1200m	1000m	800m	600m	400m	200m
Section Times	1:38.54 [5] (0:14.09)	1:24.45 [6] (0:11.50)	1:12.95 [5] (0:11.74)	1:01.21 [5] (0:12.28)	0:48.93 [5] (0:12.42)	0:36.51 [5] (0:12.16)	0:24.35 [5] (0:11.88)	0:12.47 [6] (0:12.47)
Average Speed [km/h]	51.1	62.9	61.5	59.0	58.4	59.3	60.8	57.7
Top Speed [km/h]	65.1	64.2	62.6	59.8	59.1	60.7	62.5	59.1
Avg. Dist. to Rail [m]	4.9	2.1	2.2	2.1	1.3	0.5	1.6	4.5
Avg. Stride Freq. [Hz]	2.2	2.4	2.3	2.3	2.3	2.3	2.3	2.3
Avg. Stride Length [m]	6.3	7.3	7.3	7.2	7.1	7.1	7.2	7.0



- [] Ranking at each section and finish
- .-.- No data available at this section
- NA No data available



Horse/Jockey Name	Midnight Drifter
Final Rank	6
Fastest Section Time (Section)	0:11.42 (1400m)
Top Speed [km/h] (Section)	64.4 (Overall)
Race State	Finished



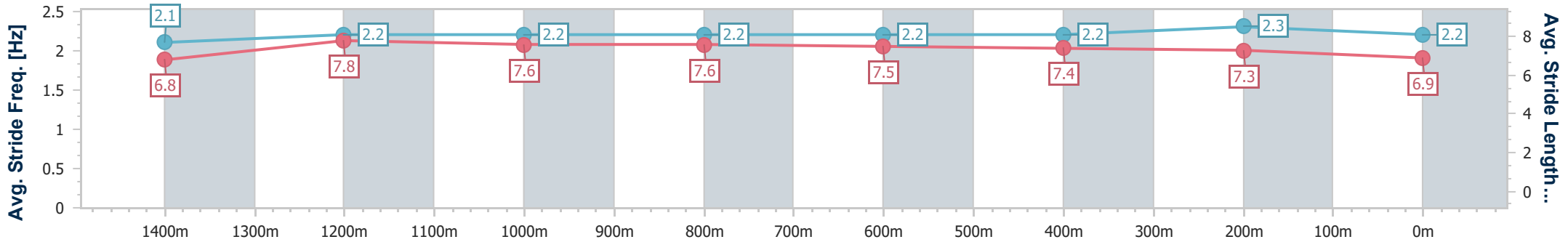
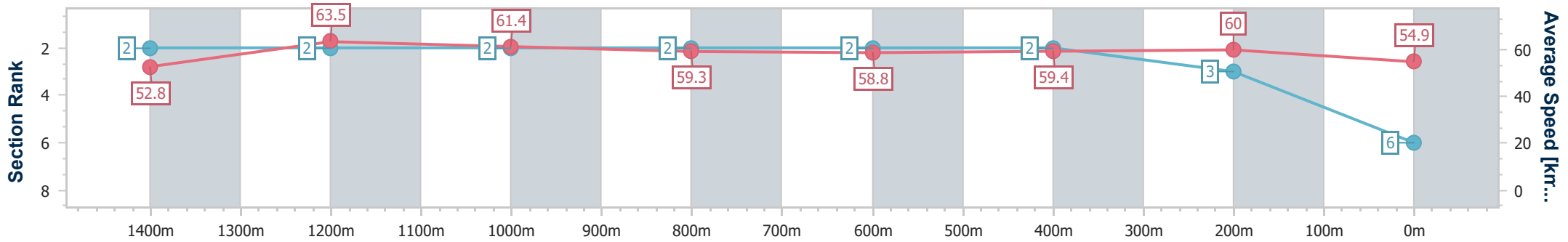
Sunshine Coast QLD Professional
Race 7: TAB BENCHMARK 62 Handicap - 1600m



31 January 2025 - 21:36

Track Rating: Good 4, Weather: Fine, Rail Position: +3m Entire

Section	Overall	1400m	1200m	1000m	800m	600m	400m	200m
Section Times	1:38.94 [6] (0:13.76)	1:25.18 [2] (0:11.42)	1:13.76 [2] (0:11.76)	1:02.00 [2] (0:12.25)	0:49.75 [2] (0:12.43)	0:37.32 [2] (0:12.18)	0:25.14 [2] (0:12.02)	0:13.12 [3] (0:13.12)
Average Speed [km/h]	52.8	63.5	61.4	59.3	58.8	59.4	60.0	54.9
Top Speed [km/h]	64.4	64.3	63.0	60.1	59.1	60.5	60.8	57.8
Avg. Dist. to Rail [m]	4.7	3.4	3.6	3.1	2.3	1.4	1.5	3.1
Avg. Stride Freq. [Hz]	2.1	2.2	2.2	2.2	2.2	2.2	2.3	2.2
Avg. Stride Length [m]	6.8	7.8	7.6	7.6	7.5	7.4	7.3	6.9



- [] Ranking at each section and finish
- .-.- No data available at this section
- NA No data available