



# Rockhampton QLD Professional

## Race 1: TAB QTIS Two-Year-Old Handicap - 1100m

30 January 2025 - 13:06



Track Rating: Soft 5, Weather: Overcast, Rail Position: +0.5m Entire

| Section     | Overall              | 1000m                                | 800m                 | 600m                 | 400m                 | 200m                     | Last 600m                |                          |                          |                          |                          |         |                        |
|-------------|----------------------|--------------------------------------|----------------------|----------------------|----------------------|--------------------------|--------------------------|--------------------------|--------------------------|--------------------------|--------------------------|---------|------------------------|
| Field Times | 1:04.17<br>(0:07.34) | 0:56.83<br>(0:10.90)                 | 0:45.93<br>(0:11.39) | 0:34.54<br>(0:11.12) | 0:23.42<br>(0:11.26) | 0:12.16<br>(0:12.16)     | 0:34.54                  |                          |                          |                          |                          |         |                        |
| Rank        | TAB                  | Horse/Jockey                         | Barrier              | Top Speed [km/h]     | Fastest Section      | Overall                  | 1000m                    | 800m                     | 600m                     | 400m                     | 200m                     | Margin  | Distance Travelled [m] |
| 1           | 3                    | SARAQAEL<br>Warwick Satherley        | 1                    | 68.0<br>1000m        | 0:07.34<br>Overall   | 1:04.17 [1]<br>(0:07.34) | 0:56.83 [1]<br>(0:10.90) | 0:45.93 [1]<br>(0:11.39) | 0:34.54 [1]<br>(0:11.12) | 0:23.42 [1]<br>(0:11.26) | 0:12.16 [1]<br>(0:12.16) | 1:04.17 | 0:34.54                |
| 2           | 1                    | HONOURBEFORE GLORY<br>Justin Stanley | 3                    | 68.5<br>1000m        | 0:07.48<br>Overall   | 1:04.53 [2]<br>(0:07.48) | 0:57.05 [3]<br>(0:11.03) | 0:46.02 [3]<br>(0:11.36) | 0:34.66 [3]<br>(0:11.06) | 0:23.60 [3]<br>(0:11.21) | 0:12.39 [2]<br>(0:12.39) | 2.08L   | 0:34.66 +4             |
| 3           | 5                    | OUR EAGLE ROCK<br>Nikki Olzard       | 2                    | 68.1<br>1000m        | 0:07.47<br>Overall   | 1:04.71 [3]<br>(0:07.47) | 0:57.24 [2]<br>(0:10.84) | 0:46.40 [2]<br>(0:11.46) | 0:34.94 [2]<br>(0:11.06) | 0:23.88 [2]<br>(0:11.37) | 0:12.51 [3]<br>(0:12.51) | 3.19L   | 0:34.94 +7             |
| 4           | 7                    | LUNA READY<br>Jackson Murphy         | 4                    | 66.1<br>1000m        | 0:07.68<br>Overall   | 1:05.51 [4]<br>(0:07.68) | 0:57.83 [4]<br>(0:11.15) | 0:46.68 [4]<br>(0:11.43) | 0:35.25 [4]<br>(0:11.39) | 0:23.86 [4]<br>(0:11.50) | 0:12.36 [4]<br>(0:12.36) | 7.84L   | 0:35.25 +0             |

Scratched: Old Gold (#2), Union Delegate (#6), Wanted Hillbilly (#4)

[ ] Ranking at each section and finish  
 -:-:-:- No data available at this section  
 NA No data available

SCN Saddle cloth number  
 DNF Did not finish  
 DNT Did not track



|                                |                   |
|--------------------------------|-------------------|
| Horse/Jockey Name              | Saraqael          |
| Final Rank                     | 1                 |
| Fastest Section Time (Section) | 0:07.34 (Overall) |
| Top Speed [km/h] (Section)     | 68.0 (1000m)      |
| Race State                     | Finished          |



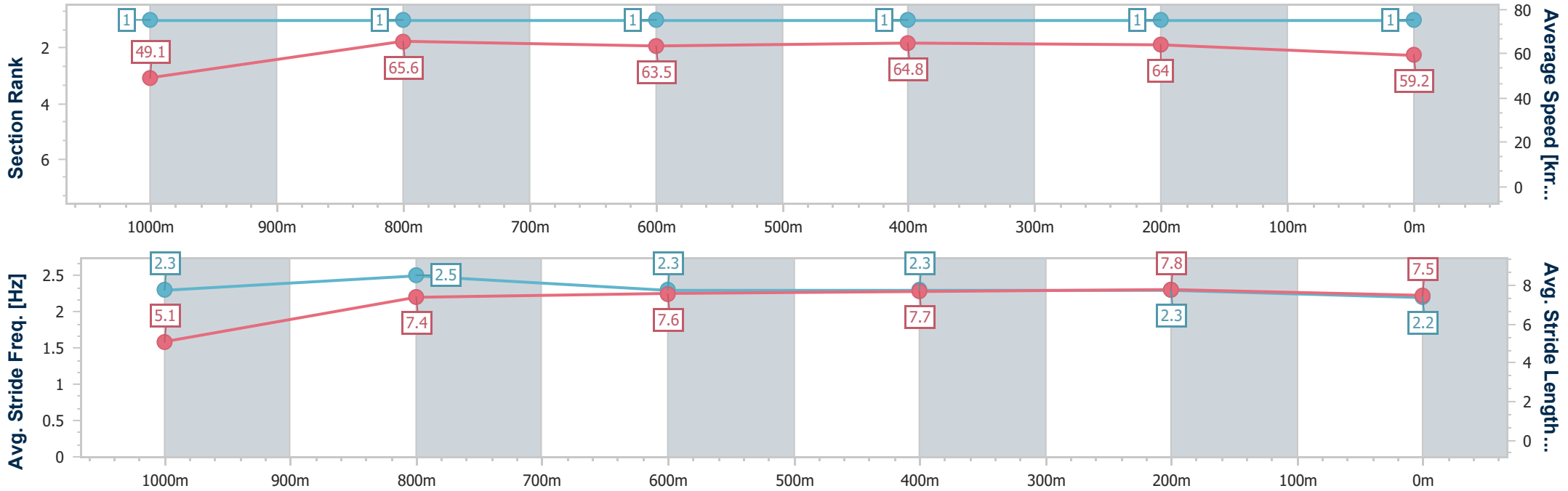
Rockhampton QLD Professional  
Race 1: TAB QTIS Two-Year-Old Handicap - 1100m

30 January 2025 - 13:06



Track Rating: Soft 5, Weather: Overcast, Rail Position: +0.5m Entire

| Section                | Overall                  | 1000m                    | 800m                     | 600m                     | 400m                     | 200m                     |
|------------------------|--------------------------|--------------------------|--------------------------|--------------------------|--------------------------|--------------------------|
| Section Times          | 1:04.17 [1]<br>(0:07.34) | 0:56.83 [1]<br>(0:10.90) | 0:45.93 [1]<br>(0:11.39) | 0:34.54 [1]<br>(0:11.12) | 0:23.42 [1]<br>(0:11.26) | 0:12.16 [1]<br>(0:12.16) |
| Average Speed [km/h]   | 49.1                     | 65.6                     | 63.5                     | 64.8                     | 64.0                     | 59.2                     |
| Top Speed [km/h]       | 66.1                     | 68.0                     | 65.6                     | 66.4                     | 65.1                     | 62.1                     |
| Avg. Dist. to Rail [m] | 5.1                      | 1.1                      | 1.1                      | 1.9                      | 1.9                      | 2.2                      |
| Avg. Stride Freq. [Hz] | 2.3                      | 2.5                      | 2.3                      | 2.3                      | 2.3                      | 2.2                      |
| Avg. Stride Length [m] | 5.1                      | 7.4                      | 7.6                      | 7.7                      | 7.8                      | 7.5                      |



- [ ] Ranking at each section and finish
- .-.- No data available at this section
- NA No data available



|                                |                    |
|--------------------------------|--------------------|
| Horse/Jockey Name              | Honourbefore Glory |
| Final Rank                     | 2                  |
| Fastest Section Time (Section) | 0:07.48 (Overall)  |
| Top Speed [km/h] (Section)     | 68.5 (1000m)       |
| Race State                     | Finished           |



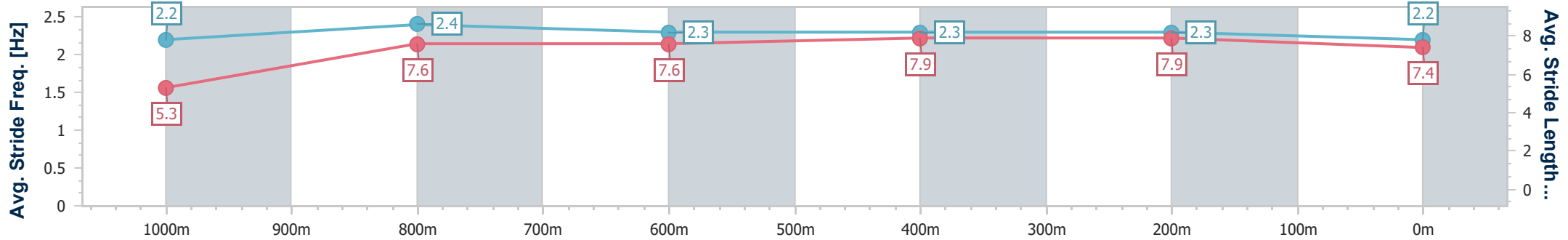
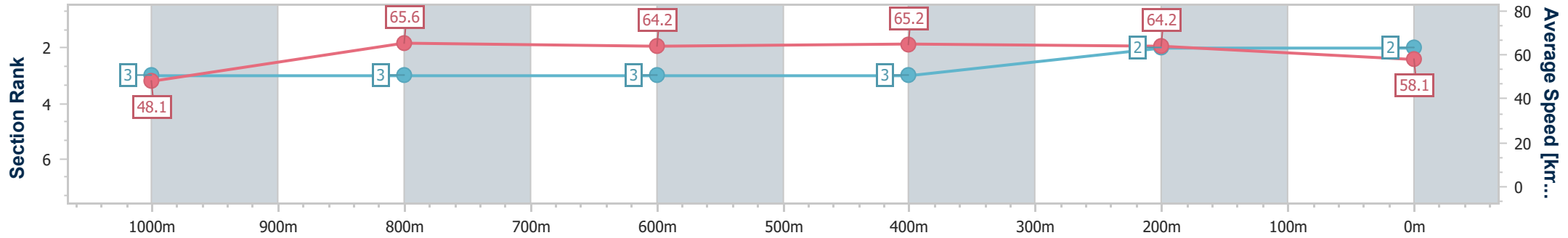
Rockhampton QLD Professional  
Race 1: TAB QTIS Two-Year-Old Handicap - 1100m

30 January 2025 - 13:06



Track Rating: Soft 5, Weather: Overcast, Rail Position: +0.5m Entire

| Section                | Overall                  | 1000m                    | 800m                     | 600m                     | 400m                     | 200m                     |
|------------------------|--------------------------|--------------------------|--------------------------|--------------------------|--------------------------|--------------------------|
| Section Times          | 1:04.53 [2]<br>(0:07.48) | 0:57.05 [3]<br>(0:11.03) | 0:46.02 [3]<br>(0:11.36) | 0:34.66 [3]<br>(0:11.06) | 0:23.60 [3]<br>(0:11.21) | 0:12.39 [2]<br>(0:12.39) |
| Average Speed [km/h]   | 48.1                     | 65.6                     | 64.2                     | 65.2                     | 64.2                     | 58.1                     |
| Top Speed [km/h]       | 64.1                     | 68.5                     | 65.9                     | 67.2                     | 66.8                     | 61.4                     |
| Avg. Dist. to Rail [m] | 7.2                      | 1.2                      | 1.7                      | 4.1                      | 4.4                      | 5.2                      |
| Avg. Stride Freq. [Hz] | 2.2                      | 2.4                      | 2.3                      | 2.3                      | 2.3                      | 2.2                      |
| Avg. Stride Length [m] | 5.3                      | 7.6                      | 7.6                      | 7.9                      | 7.9                      | 7.4                      |



- [ ] Ranking at each section and finish
- .-.- No data available at this section
- NA No data available



|                                |                   |
|--------------------------------|-------------------|
| Horse/Jockey Name              | Our Eagle Rock    |
| Final Rank                     | 3                 |
| Fastest Section Time (Section) | 0:07.47 (Overall) |
| Top Speed [km/h] (Section)     | 68.1 (1000m)      |
| Race State                     | Finished          |

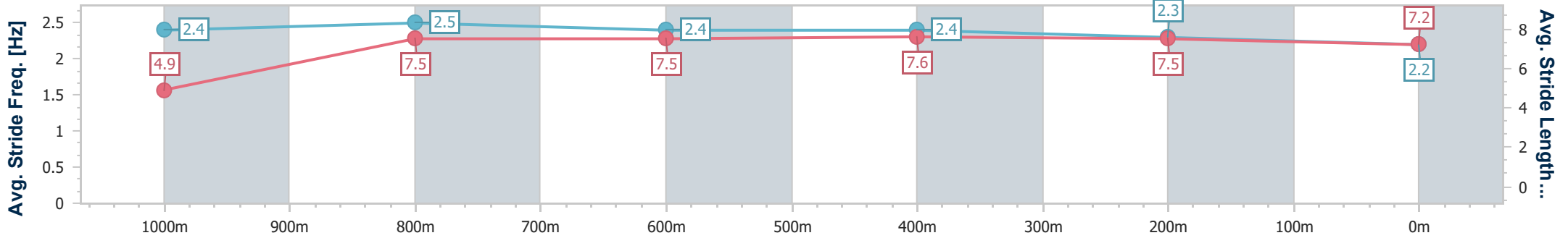
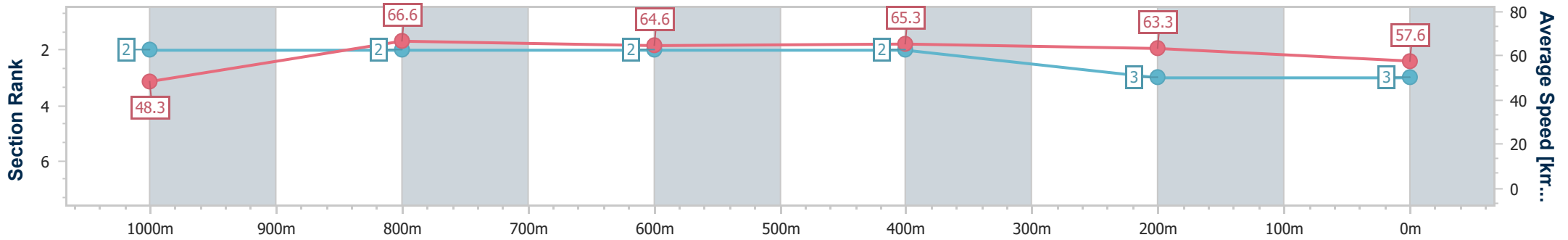


Rockhampton QLD Professional  
 Race 1: TAB QTIS Two-Year-Old Handicap - 1100m  
 30 January 2025 - 13:06



Track Rating: Soft 5, Weather: Overcast, Rail Position: +0.5m Entire

| Section                | Overall                  | 1000m                    | 800m                     | 600m                     | 400m                     | 200m                     |
|------------------------|--------------------------|--------------------------|--------------------------|--------------------------|--------------------------|--------------------------|
| Section Times          | 1:04.71 [3]<br>(0:07.47) | 0:57.24 [2]<br>(0:10.84) | 0:46.40 [2]<br>(0:11.46) | 0:34.94 [2]<br>(0:11.06) | 0:23.88 [2]<br>(0:11.37) | 0:12.51 [3]<br>(0:12.51) |
| Average Speed [km/h]   | 48.3                     | 66.6                     | 64.6                     | 65.3                     | 63.3                     | 57.6                     |
| Top Speed [km/h]       | 64.5                     | 68.1                     | 66.2                     | 66.3                     | 65.3                     | 61.3                     |
| Avg. Dist. to Rail [m] | 6.3                      | 0.9                      | 3.6                      | 4.4                      | 4.0                      | 3.1                      |
| Avg. Stride Freq. [Hz] | 2.4                      | 2.5                      | 2.4                      | 2.4                      | 2.3                      | 2.2                      |
| Avg. Stride Length [m] | 4.9                      | 7.5                      | 7.5                      | 7.6                      | 7.5                      | 7.2                      |



- [ ] Ranking at each section and finish
- .-.- No data available at this section
- NA No data available



|                                |                   |
|--------------------------------|-------------------|
| Horse/Jockey Name              | Luna Ready        |
| Final Rank                     | 4                 |
| Fastest Section Time (Section) | 0:07.68 (Overall) |
| Top Speed [km/h] (Section)     | 66.1 (1000m)      |
| Race State                     | Finished          |



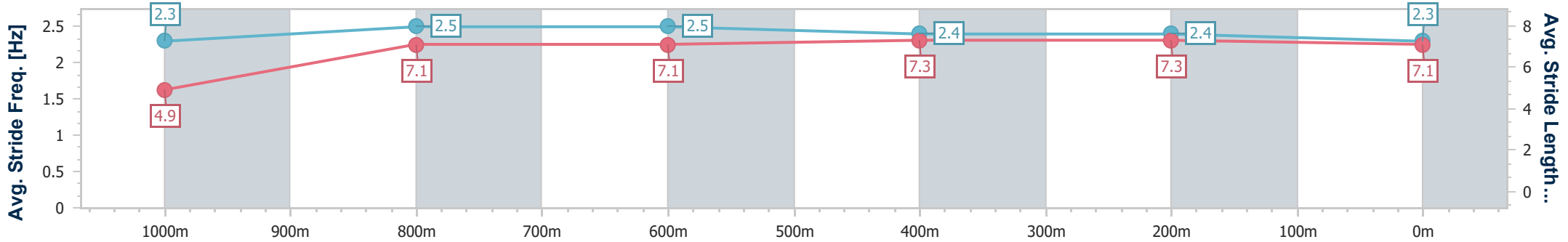
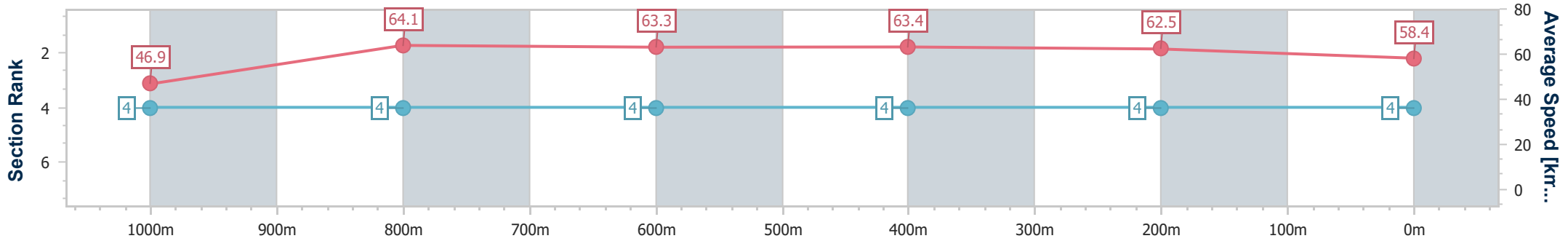
Rockhampton QLD Professional  
Race 1: TAB QTIS Two-Year-Old Handicap - 1100m

30 January 2025 - 13:06



Track Rating: Soft 5, Weather: Overcast, Rail Position: +0.5m Entire

| Section                | Overall                  | 1000m                    | 800m                     | 600m                     | 400m                     | 200m                     |
|------------------------|--------------------------|--------------------------|--------------------------|--------------------------|--------------------------|--------------------------|
| Section Times          | 1:05.51 [4]<br>(0:07.68) | 0:57.83 [4]<br>(0:11.15) | 0:46.68 [4]<br>(0:11.43) | 0:35.25 [4]<br>(0:11.39) | 0:23.86 [4]<br>(0:11.50) | 0:12.36 [4]<br>(0:12.36) |
| Average Speed [km/h]   | 46.9                     | 64.1                     | 63.3                     | 63.4                     | 62.5                     | 58.4                     |
| Top Speed [km/h]       | 61.6                     | 66.1                     | 65.2                     | 64.9                     | 65.0                     | 60.9                     |
| Avg. Dist. to Rail [m] | 9.0                      | 1.8                      | 1.3                      | 2.9                      | 4.0                      | 3.6                      |
| Avg. Stride Freq. [Hz] | 2.3                      | 2.5                      | 2.5                      | 2.4                      | 2.4                      | 2.3                      |
| Avg. Stride Length [m] | 4.9                      | 7.1                      | 7.1                      | 7.3                      | 7.3                      | 7.1                      |



- [ ] Ranking at each section and finish
- .-.- No data available at this section
- NA No data available



# Rockhampton QLD Professional

## Race 2: GREAT NORTHERN QTIS Three-Year-Old Handicap - 1100m

30 January 2025 - 13:41



Track Rating: Soft 5, Weather: Overcast, Rail Position: +0.5m Entire

| Section     |  | Overall              | 1000m                | 800m                 | 600m                     | 400m                     | 200m                     | Last 600m                |                          |                          |         |                        |    |
|-------------|--|----------------------|----------------------|----------------------|--------------------------|--------------------------|--------------------------|--------------------------|--------------------------|--------------------------|---------|------------------------|----|
| Field Times |  | 1:01.89<br>(0:07.06) | 0:54.83<br>(0:10.66) | 0:44.17<br>(0:10.94) | 0:33.23<br>(0:10.91)     | 0:22.32<br>(0:10.97)     | 0:11.35<br>(0:11.35)     | 0:33.23                  |                          |                          |         |                        |    |
| Rank        | TAB Horse/Jockey                             | Barrier              | Top Speed [km/h]     | Fastest Section      |                          |                          |                          |                          |                          |                          | Margin  | Distance Travelled [m] |    |
| 1           | 4 <b>BETTER THAN WORDS</b><br>Olivia Kendal  | 4                    | 69.4<br>600m         | 0:07.49<br>Overall   | 1:01.89 [1]<br>(0:07.49) | 0:54.40 [6]<br>(0:10.96) | 0:43.44 [6]<br>(0:10.92) | 0:32.52 [6]<br>(0:10.52) | 0:22.00 [5]<br>(0:10.65) | 0:11.35 [1]<br>(0:11.35) | 1:01.89 | 0:32.52                |    |
| 2           | 2 <b>POWER OF KATIE</b><br>Warwick Satherley | 3                    | 68.8<br>600m         | 0:07.22<br>Overall   | 1:02.46 [2]<br>(0:07.22) | 0:55.24 [2]<br>(0:10.66) | 0:44.58 [2]<br>(0:11.11) | 0:33.47 [3]<br>(0:10.76) | 0:22.71 [3]<br>(0:10.87) | 0:11.84 [2]<br>(0:11.84) | 3.32L   | 0:33.47                | +4 |
| 3           | 1 <b>ASK ME MATE</b><br>Ashley Butler        | 1                    | 68.1<br>600m         | 0:07.37<br>Overall   | 1:02.48 [3]<br>(0:07.37) | 0:55.11 [3]<br>(0:10.75) | 0:44.36 [4]<br>(0:11.05) | 0:33.31 [4]<br>(0:10.70) | 0:22.61 [4]<br>(0:10.80) | 0:11.81 [3]<br>(0:11.81) | 3.48L   | 0:33.31                | +3 |
| 4           | 6 <b>RUN AWAY RENEE</b><br>Justin Stanley    | 5                    | 69.5<br>1000m        | 0:07.40<br>Overall   | 1:02.85 [4]<br>(0:07.40) | 0:55.45 [4]<br>(0:10.53) | 0:44.92 [3]<br>(0:11.00) | 0:33.92 [2]<br>(0:10.70) | 0:23.22 [2]<br>(0:11.06) | 0:12.16 [4]<br>(0:12.16) | 5.62L   | 0:33.92                | +1 |
| 5           | 3 <b>GREYLIST</b><br>Jackson Murphy          | 6                    | 69.0<br>1000m        | 0:07.06<br>Overall   | 1:03.43 [5]<br>(0:07.06) | 0:56.37 [1]<br>(0:10.66) | 0:45.71 [1]<br>(0:10.94) | 0:34.77 [1]<br>(0:10.91) | 0:23.86 [1]<br>(0:11.21) | 0:12.65 [5]<br>(0:12.65) | 9.07L   | 0:34.77                | +2 |
| 6           | 5 <b>CATMISS</b><br>Georgina Cartwright      | 2                    | 69.5<br>1000m        | 0:07.42<br>Overall   | 1:03.78 [6]<br>(0:07.42) | 0:56.36 [5]<br>(0:10.72) | 0:45.64 [5]<br>(0:11.10) | 0:34.54 [5]<br>(0:10.76) | 0:23.78 [6]<br>(0:11.28) | 0:12.50 [6]<br>(0:12.50) | 11.1L   | 0:34.54                | +7 |

[ ] Ranking at each section and finish  
 -:-:-:- No data available at this section  
 NA No data available

SCN Saddle cloth number  
 DNF Did not finish  
 DNT Did not track



|                                |                   |
|--------------------------------|-------------------|
| Horse/Jockey Name              | Better Than Words |
| Final Rank                     | 1                 |
| Fastest Section Time (Section) | 0:07.49 (Overall) |
| Top Speed [km/h] (Section)     | 69.4 (600m)       |
| Race State                     | Finished          |



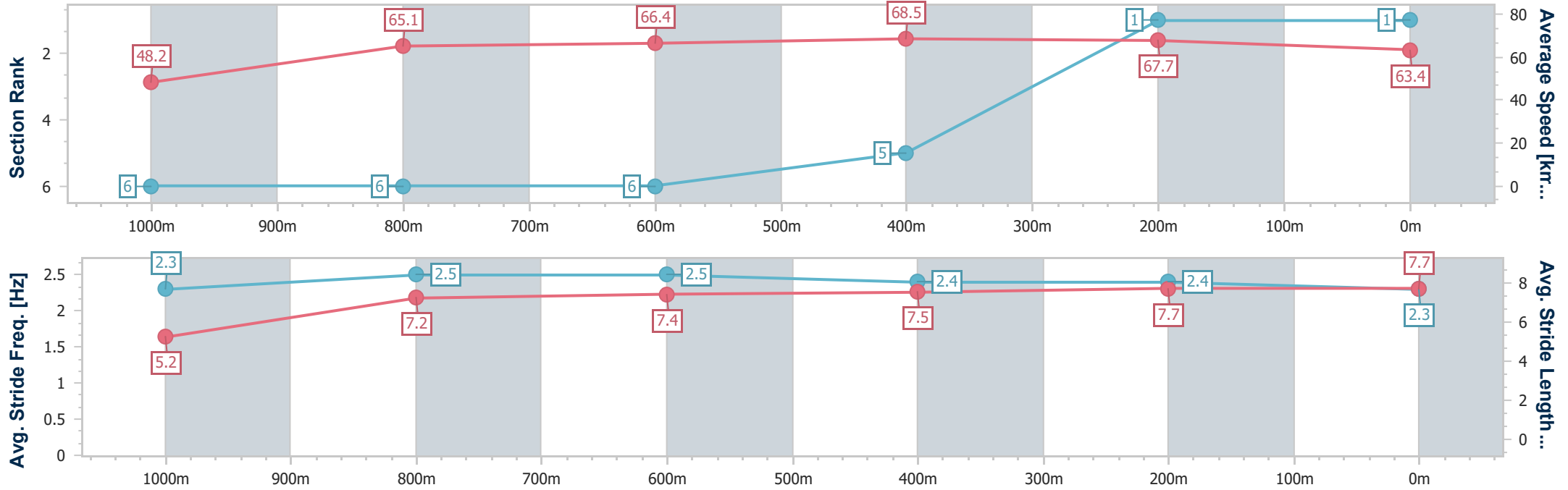
Rockhampton QLD Professional  
Race 2: GREAT NORTHERN QTIS Three-Year-Old Handicap - 1100m



30 January 2025 - 13:41

Track Rating: Soft 5, Weather: Overcast, Rail Position: +0.5m Entire

| Section                | Overall                  | 1000m                    | 800m                     | 600m                     | 400m                     | 200m                     |
|------------------------|--------------------------|--------------------------|--------------------------|--------------------------|--------------------------|--------------------------|
| Section Times          | 1:01.89 [1]<br>(0:07.49) | 0:54.40 [6]<br>(0:10.96) | 0:43.44 [6]<br>(0:10.92) | 0:32.52 [6]<br>(0:10.52) | 0:22.00 [5]<br>(0:10.65) | 0:11.35 [1]<br>(0:11.35) |
| Average Speed [km/h]   | 48.2                     | 65.1                     | 66.4                     | 68.5                     | 67.7                     | 63.4                     |
| Top Speed [km/h]       | 61.8                     | 68.4                     | 68.0                     | 69.4                     | 69.2                     | 66.3                     |
| Avg. Dist. to Rail [m] | 7.5                      | 1.7                      | 1.3                      | 2.2                      | 3.8                      | 5.6                      |
| Avg. Stride Freq. [Hz] | 2.3                      | 2.5                      | 2.5                      | 2.4                      | 2.4                      | 2.3                      |
| Avg. Stride Length [m] | 5.2                      | 7.2                      | 7.4                      | 7.5                      | 7.7                      | 7.7                      |



- [ ] Ranking at each section and finish
- .-.- No data available at this section
- NA No data available



|                                |                   |
|--------------------------------|-------------------|
| Horse/Jockey Name              | Power Of Katie    |
| Final Rank                     | 2                 |
| Fastest Section Time (Section) | 0:07.22 (Overall) |
| Top Speed [km/h] (Section)     | 68.8 (600m)       |
| Race State                     | Finished          |



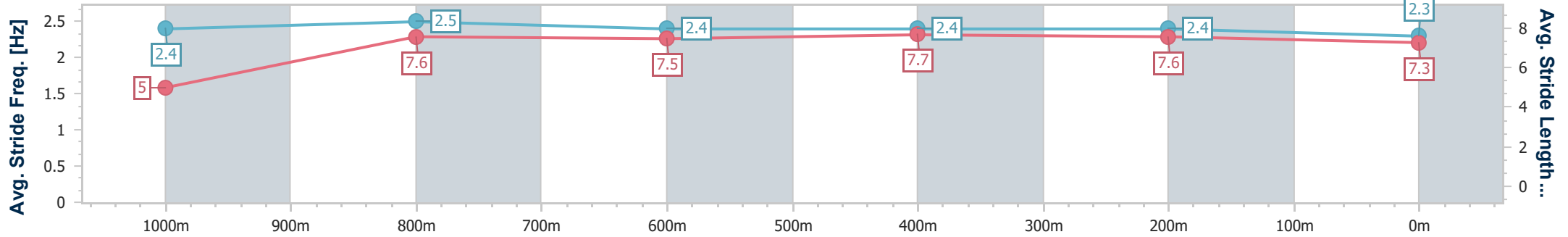
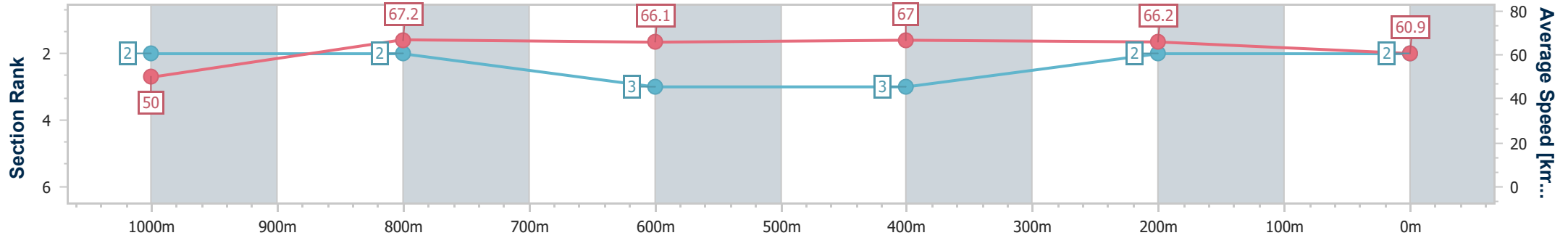
Rockhampton QLD Professional  
Race 2: GREAT NORTHERN QTIS Three-Year-Old Handicap - 1100m



30 January 2025 - 13:41

Track Rating: Soft 5, Weather: Overcast, Rail Position: +0.5m Entire

| Section                | Overall                  | 1000m                    | 800m                     | 600m                     | 400m                     | 200m                     |
|------------------------|--------------------------|--------------------------|--------------------------|--------------------------|--------------------------|--------------------------|
| Section Times          | 1:02.46 [2]<br>(0:07.22) | 0:55.24 [2]<br>(0:10.66) | 0:44.58 [2]<br>(0:11.11) | 0:33.47 [3]<br>(0:10.76) | 0:22.71 [3]<br>(0:10.87) | 0:11.84 [2]<br>(0:11.84) |
| Average Speed [km/h]   | 50.0                     | 67.2                     | 66.1                     | 67.0                     | 66.2                     | 60.9                     |
| Top Speed [km/h]       | 65.1                     | 68.4                     | 67.5                     | 68.8                     | 68.3                     | 63.8                     |
| Avg. Dist. to Rail [m] | 6.5                      | 1.0                      | 2.4                      | 3.1                      | 3.0                      | 3.1                      |
| Avg. Stride Freq. [Hz] | 2.4                      | 2.5                      | 2.4                      | 2.4                      | 2.4                      | 2.3                      |
| Avg. Stride Length [m] | 5.0                      | 7.6                      | 7.5                      | 7.7                      | 7.6                      | 7.3                      |



- [ ] Ranking at each section and finish
- .-.- No data available at this section
- NA No data available





|                                |                   |
|--------------------------------|-------------------|
| Horse/Jockey Name              | Ask Me Mate       |
| Final Rank                     | 3                 |
| Fastest Section Time (Section) | 0:07.37 (Overall) |
| Top Speed [km/h] (Section)     | 68.1 (600m)       |
| Race State                     | Finished          |



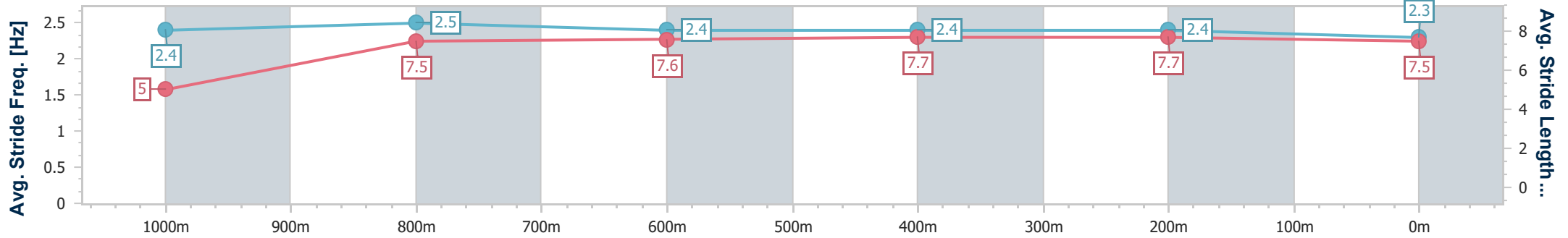
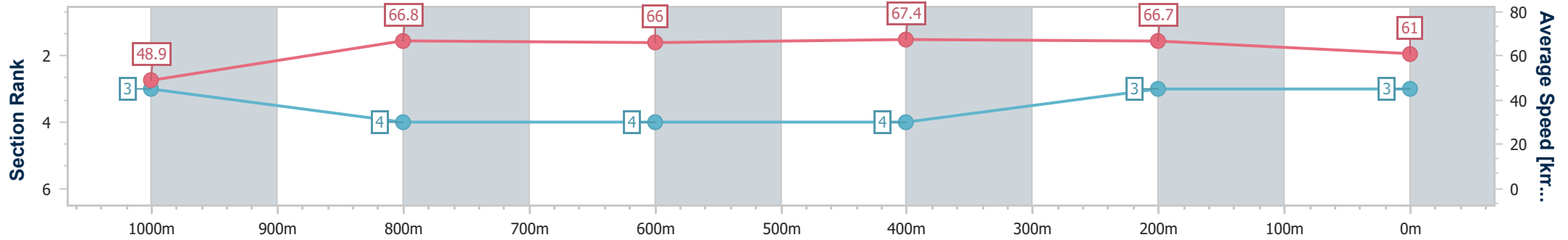
Rockhampton QLD Professional  
Race 2: GREAT NORTHERN QTIS Three-Year-Old Handicap - 1100m



30 January 2025 - 13:41

Track Rating: Soft 5, Weather: Overcast, Rail Position: +0.5m Entire

| Section                | Overall                  | 1000m                    | 800m                     | 600m                     | 400m                     | 200m                     |
|------------------------|--------------------------|--------------------------|--------------------------|--------------------------|--------------------------|--------------------------|
| Section Times          | 1:02.48 [3]<br>(0:07.37) | 0:55.11 [3]<br>(0:10.75) | 0:44.36 [4]<br>(0:11.05) | 0:33.31 [4]<br>(0:10.70) | 0:22.61 [4]<br>(0:10.80) | 0:11.81 [3]<br>(0:11.81) |
| Average Speed [km/h]   | 48.9                     | 66.8                     | 66.0                     | 67.4                     | 66.7                     | 61.0                     |
| Top Speed [km/h]       | 63.9                     | 68.0                     | 67.6                     | 68.1                     | 67.9                     | 64.2                     |
| Avg. Dist. to Rail [m] | 5.1                      | 0.6                      | 1.6                      | 2.5                      | 5.1                      | 7.4                      |
| Avg. Stride Freq. [Hz] | 2.4                      | 2.5                      | 2.4                      | 2.4                      | 2.4                      | 2.3                      |
| Avg. Stride Length [m] | 5.0                      | 7.5                      | 7.6                      | 7.7                      | 7.7                      | 7.5                      |



- [ ] Ranking at each section and finish
- .-.- No data available at this section
- NA No data available



|                                |                   |
|--------------------------------|-------------------|
| Horse/Jockey Name              | Run Away Renee    |
| Final Rank                     | 4                 |
| Fastest Section Time (Section) | 0:07.40 (Overall) |
| Top Speed [km/h] (Section)     | 69.5 (1000m)      |
| Race State                     | Finished          |



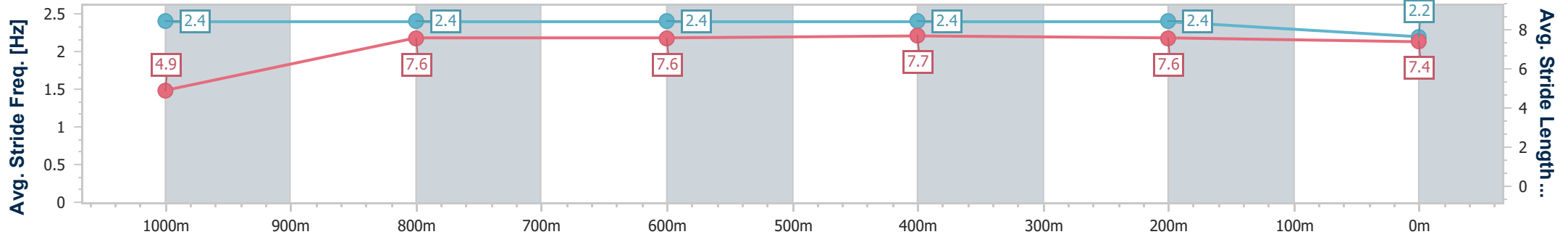
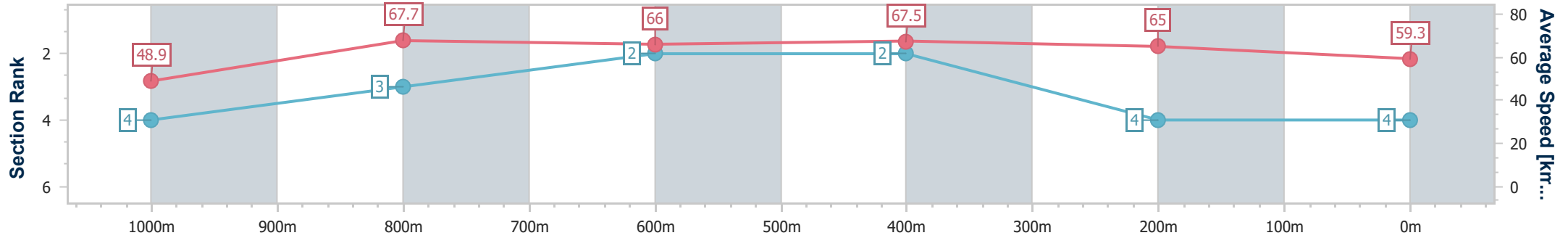
Rockhampton QLD Professional  
Race 2: GREAT NORTHERN QTIS Three-Year-Old Handicap - 1100m



30 January 2025 - 13:41

Track Rating: Soft 5, Weather: Overcast, Rail Position: +0.5m Entire

| Section                | Overall                  | 1000m                    | 800m                     | 600m                     | 400m                     | 200m                     |
|------------------------|--------------------------|--------------------------|--------------------------|--------------------------|--------------------------|--------------------------|
| Section Times          | 1:02.85 [4]<br>(0:07.40) | 0:55.45 [4]<br>(0:10.53) | 0:44.92 [3]<br>(0:11.00) | 0:33.92 [2]<br>(0:10.70) | 0:23.22 [2]<br>(0:11.06) | 0:12.16 [4]<br>(0:12.16) |
| Average Speed [km/h]   | 48.9                     | 67.7                     | 66.0                     | 67.5                     | 65.0                     | 59.3                     |
| Top Speed [km/h]       | 66.2                     | 69.5                     | 67.1                     | 68.5                     | 66.9                     | 62.3                     |
| Avg. Dist. to Rail [m] | 8.3                      | 1.7                      | 1.3                      | 4.1                      | 6.2                      | 6.3                      |
| Avg. Stride Freq. [Hz] | 2.4                      | 2.4                      | 2.4                      | 2.4                      | 2.4                      | 2.2                      |
| Avg. Stride Length [m] | 4.9                      | 7.6                      | 7.6                      | 7.7                      | 7.6                      | 7.4                      |



- [ ] Ranking at each section and finish
- .-.- No data available at this section
- NA No data available



|                                |                   |
|--------------------------------|-------------------|
| Horse/Jockey Name              | Greylist          |
| Final Rank                     | 5                 |
| Fastest Section Time (Section) | 0:07.06 (Overall) |
| Top Speed [km/h] (Section)     | 69.0 (1000m)      |
| Race State                     | Finished          |



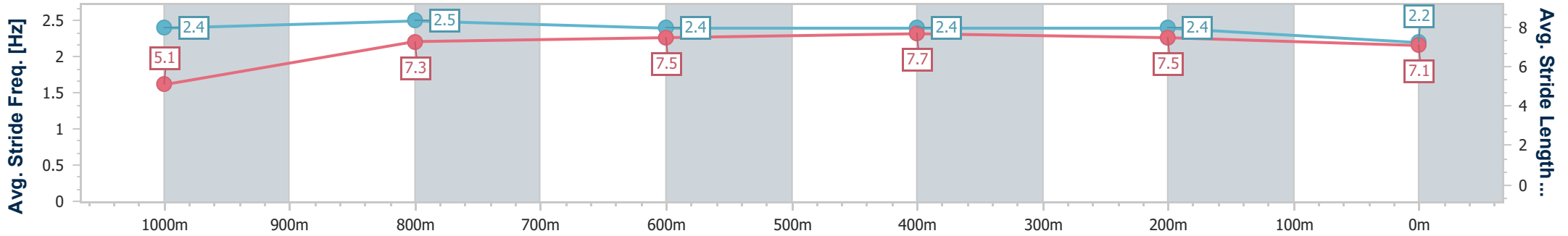
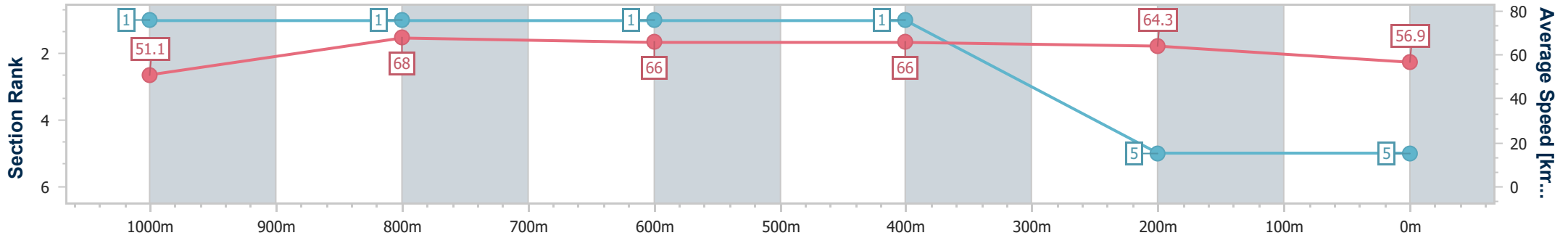
Rockhampton QLD Professional  
Race 2: GREAT NORTHERN QTIS Three-Year-Old Handicap - 1100m



30 January 2025 - 13:41

Track Rating: Soft 5, Weather: Overcast, Rail Position: +0.5m Entire

| Section                | Overall                  | 1000m                    | 800m                     | 600m                     | 400m                     | 200m                     |
|------------------------|--------------------------|--------------------------|--------------------------|--------------------------|--------------------------|--------------------------|
| Section Times          | 1:03.43 [5]<br>(0:07.06) | 0:56.37 [1]<br>(0:10.66) | 0:45.71 [1]<br>(0:10.94) | 0:34.77 [1]<br>(0:10.91) | 0:23.86 [1]<br>(0:11.21) | 0:12.65 [5]<br>(0:12.65) |
| Average Speed [km/h]   | 51.1                     | 68.0                     | 66.0                     | 66.0                     | 64.3                     | 56.9                     |
| Top Speed [km/h]       | 65.2                     | 69.0                     | 68.6                     | 66.9                     | 66.5                     | 61.0                     |
| Avg. Dist. to Rail [m] | 11.1                     | 2.7                      | 0.5                      | 0.3                      | 0.8                      | 2.2                      |
| Avg. Stride Freq. [Hz] | 2.4                      | 2.5                      | 2.4                      | 2.4                      | 2.4                      | 2.2                      |
| Avg. Stride Length [m] | 5.1                      | 7.3                      | 7.5                      | 7.7                      | 7.5                      | 7.1                      |



- [ ] Ranking at each section and finish
- .-.- No data available at this section
- NA No data available



|                                |                   |
|--------------------------------|-------------------|
| Horse/Jockey Name              | Catmiss           |
| Final Rank                     | 6                 |
| Fastest Section Time (Section) | 0:07.42 (Overall) |
| Top Speed [km/h] (Section)     | 69.5 (1000m)      |
| Race State                     | Finished          |



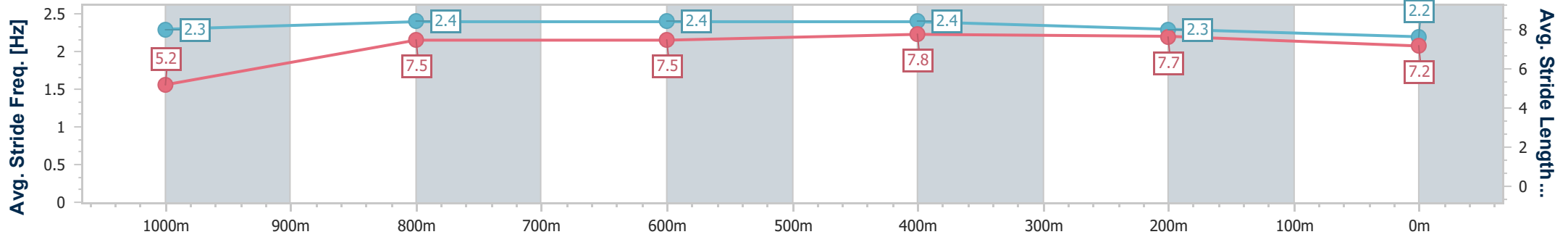
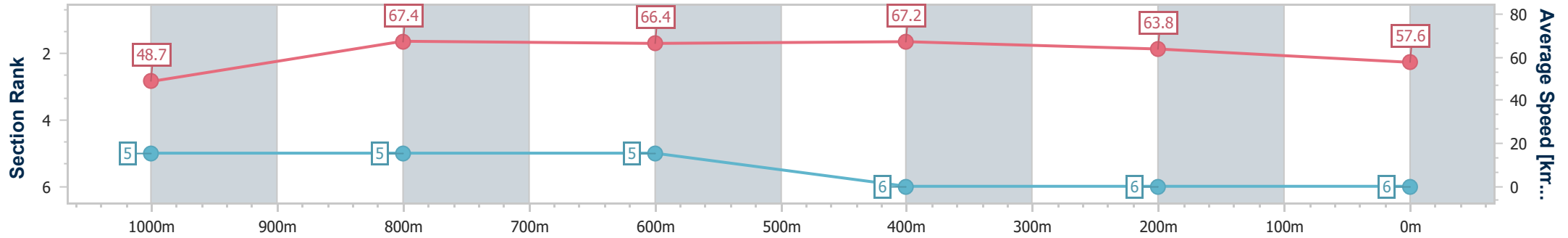
Rockhampton QLD Professional  
Race 2: GREAT NORTHERN QTIS Three-Year-Old Handicap - 1100m



30 January 2025 - 13:41

Track Rating: Soft 5, Weather: Overcast, Rail Position: +0.5m Entire

| Section                | Overall                  | 1000m                    | 800m                     | 600m                     | 400m                     | 200m                     |
|------------------------|--------------------------|--------------------------|--------------------------|--------------------------|--------------------------|--------------------------|
| Section Times          | 1:03.78 [6]<br>(0:07.42) | 0:56.36 [5]<br>(0:10.72) | 0:45.64 [5]<br>(0:11.10) | 0:34.54 [5]<br>(0:10.76) | 0:23.78 [6]<br>(0:11.28) | 0:12.50 [6]<br>(0:12.50) |
| Average Speed [km/h]   | 48.7                     | 67.4                     | 66.4                     | 67.2                     | 63.8                     | 57.6                     |
| Top Speed [km/h]       | 64.9                     | 69.5                     | 67.8                     | 68.2                     | 66.6                     | 61.2                     |
| Avg. Dist. to Rail [m] | 6.2                      | 1.0                      | 3.1                      | 5.2                      | 6.3                      | 7.2                      |
| Avg. Stride Freq. [Hz] | 2.3                      | 2.4                      | 2.4                      | 2.4                      | 2.3                      | 2.2                      |
| Avg. Stride Length [m] | 5.2                      | 7.5                      | 7.5                      | 7.8                      | 7.7                      | 7.2                      |



- [ ] Ranking at each section and finish
- .-.- No data available at this section
- NA No data available



# Rockhampton QLD Professional

## Race 3: ST PATRICKS DAY TICKETS ON SALE Maiden Plate - 1100m

30 January 2025 - 14:15



Track Rating: Good 4, Weather: Overcast, Rail Position: +0.5m Entire

| Section     |  | Overall              | 1000m                | 800m                 | 600m                     | 400m                     | 200m                     | Last 600m                |                          |                          |         |         |                        |
|-------------|--|----------------------|----------------------|----------------------|--------------------------|--------------------------|--------------------------|--------------------------|--------------------------|--------------------------|---------|---------|------------------------|
| Field Times |  | 1:03.69<br>(0:07.34) | 0:56.35<br>(0:10.94) | 0:45.41<br>(0:11.38) | 0:34.03<br>(0:11.13)     | 0:22.90<br>(0:11.03)     | 0:11.87<br>(0:11.87)     | 0:34.03                  |                          |                          |         |         |                        |
| Rank        | TAB Horse/Jockey                         | Barrier              | Top Speed [km/h]     | Fastest Section      |                          |                          |                          |                          |                          |                          |         | Margin  | Distance Travelled [m] |
| 1           | 1 DREAM STEP<br>Georgina Cartwright      | 7                    | 68.1<br>1000m        | 0:07.38<br>Overall   | 1:03.69 [1]<br>(0:07.38) | 0:56.31 [3]<br>(0:11.02) | 0:45.29 [4]<br>(0:11.67) | 0:33.62 [4]<br>(0:10.73) | 0:22.89 [2]<br>(0:11.02) | 0:11.87 [1]<br>(0:11.87) | 1:03.69 | 0:33.62 |                        |
| 2           | 5 SUPER TALON<br>Justin Stanley          | 3                    | 66.8<br>600m         | 0:07.65<br>Overall   | 1:03.78 [2]<br>(0:07.65) | 0:56.13 [6]<br>(0:11.01) | 0:45.12 [6]<br>(0:11.45) | 0:33.67 [5]<br>(0:11.00) | 0:22.67 [5]<br>(0:10.94) | 0:11.73 [3]<br>(0:11.73) | 0.52L   | 0:33.67 | -7                     |
| 3           | 4 SIDESHOW FRANKIE<br>McKenzie Apel      | 5                    | 67.2<br>1000m        | 0:07.39<br>Overall   | 1:03.95 [3]<br>(0:07.39) | 0:56.56 [4]<br>(0:10.92) | 0:45.64 [2]<br>(0:11.50) | 0:34.14 [3]<br>(0:11.12) | 0:23.02 [4]<br>(0:11.07) | 0:11.95 [2]<br>(0:11.95) | 1.55L   | 0:34.14 | -6                     |
| 4           | 2 LORD DANILO<br>Adam Sewell             | 4                    | 66.9<br>600m         | 0:07.67<br>Overall   | 1:04.38 [4]<br>(0:07.67) | 0:56.71 [8]<br>(0:11.20) | 0:45.51 [8]<br>(0:11.60) | 0:33.91 [8]<br>(0:10.88) | 0:23.03 [7]<br>(0:11.16) | 0:11.87 [6]<br>(0:11.87) | 4.04L   | 0:33.91 | -3                     |
| 5           | 8 PITLECO LASS<br>Nikki Olzard           | 8                    | 66.6<br>1000m        | 0:07.36<br>Overall   | 1:05.09 [5]<br>(0:07.36) | 0:57.73 [2]<br>(0:11.22) | 0:46.51 [5]<br>(0:11.70) | 0:34.81 [6]<br>(0:11.07) | 0:23.74 [6]<br>(0:11.35) | 0:12.39 [7]<br>(0:12.39) | 8.25L   | 0:34.81 | +2                     |
| 6           | 3 POWERCHUTE<br>Tahlia Fenlon            | 2                    | 67.4<br>1000m        | 0:07.43<br>Overall   | 1:05.13 [6]<br>(0:07.43) | 0:57.70 [5]<br>(0:10.91) | 0:46.79 [3]<br>(0:11.32) | 0:35.47 [1]<br>(0:11.16) | 0:24.31 [3]<br>(0:11.47) | 0:12.84 [4]<br>(0:12.84) | 8.49L   | 0:35.47 | -8                     |
| 7           | 6 JOLIE APOLLINE<br>Raul Silvera Olivera | 1                    | 67.3<br>1000m        | 0:07.66<br>Overall   | 1:05.63 [7]<br>(0:07.66) | 0:57.97 [7]<br>(0:11.13) | 0:46.84 [7]<br>(0:11.58) | 0:35.26 [7]<br>(0:11.02) | 0:24.24 [8]<br>(0:11.42) | 0:12.82 [8]<br>(0:12.82) | 11.44L  | 0:35.26 | -3                     |
| 8           | 7 LONG PLAY<br>Warwick Satherley         | 6                    | 67.0<br>1000m        | 0:07.34<br>Overall   | 1:06.04 [8]<br>(0:07.34) | 0:58.70 [1]<br>(0:10.94) | 0:47.76 [1]<br>(0:11.40) | 0:36.36 [2]<br>(0:11.11) | 0:25.25 [1]<br>(0:11.63) | 0:13.62 [5]<br>(0:13.62) | 13.83L  | 0:36.36 | -2                     |

[ ] Ranking at each section and finish  
 -:-:- No data available at this section  
 NA No data available

SCN Saddle cloth number  
 DNF Did not finish  
 DNT Did not track



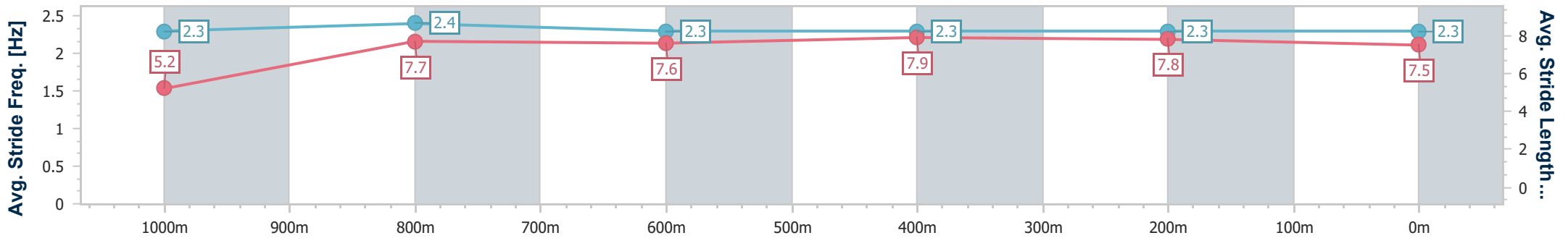
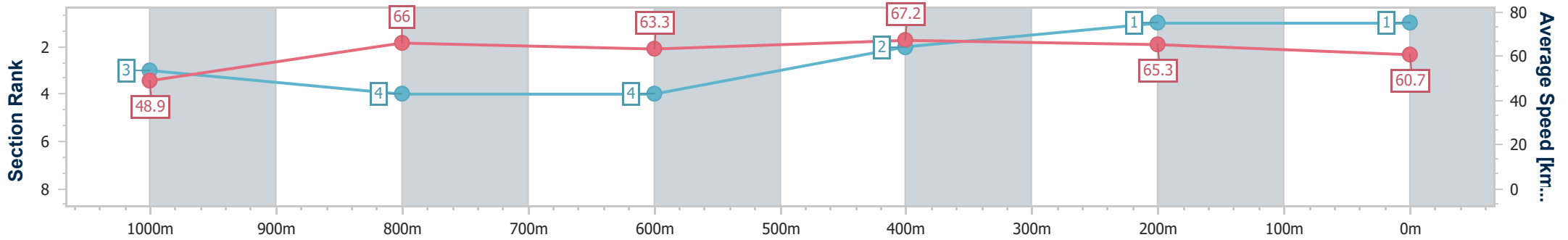
|                                |                   |
|--------------------------------|-------------------|
| Horse/Jockey Name              | Dream Step        |
| Final Rank                     | 1                 |
| Fastest Section Time (Section) | 0:07.38 (Overall) |
| Top Speed [km/h] (Section)     | 68.1 (1000m)      |
| Race State                     | Finished          |



Rockhampton QLD Professional  
 Race 3: ST PATRICKS DAY TICKETS ON SALE Maiden Plate - 1100m  
 30 January 2025 - 14:15  
 Track Rating: Good 4, Weather: Overcast, Rail Position: +0.5m Entire



| Section                | Overall                  | 1000m                    | 800m                     | 600m                     | 400m                     | 200m                     |
|------------------------|--------------------------|--------------------------|--------------------------|--------------------------|--------------------------|--------------------------|
| Section Times          | 1:03.69 [1]<br>(0:07.38) | 0:56.31 [3]<br>(0:11.02) | 0:45.29 [4]<br>(0:11.67) | 0:33.62 [4]<br>(0:10.73) | 0:22.89 [2]<br>(0:11.02) | 0:11.87 [1]<br>(0:11.87) |
| Average Speed [km/h]   | 48.9                     | 66.0                     | 63.3                     | 67.2                     | 65.3                     | 60.7                     |
| Top Speed [km/h]       | 65.4                     | 68.1                     | 65.6                     | 68.0                     | 67.3                     | 63.6                     |
| Avg. Dist. to Rail [m] | 11.5                     | 2.5                      | 3.0                      | 4.1                      | 4.2                      | 3.9                      |
| Avg. Stride Freq. [Hz] | 2.3                      | 2.4                      | 2.3                      | 2.3                      | 2.3                      | 2.3                      |
| Avg. Stride Length [m] | 5.2                      | 7.7                      | 7.6                      | 7.9                      | 7.8                      | 7.5                      |



- [ ] Ranking at each section and finish
- .-.- No data available at this section
- NA No data available



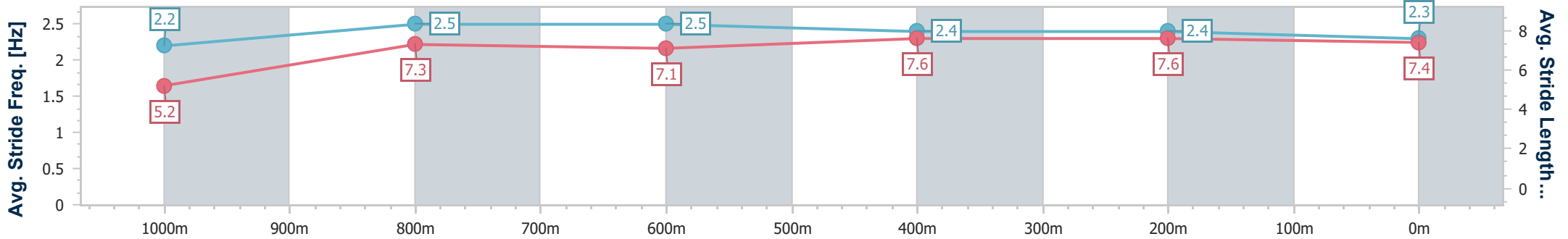
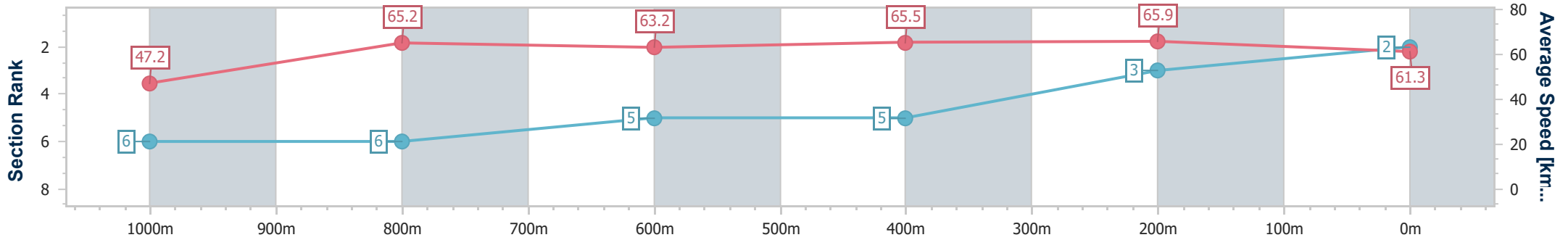
|                                |                   |
|--------------------------------|-------------------|
| Horse/Jockey Name              | Super Talon       |
| Final Rank                     | 2                 |
| Fastest Section Time (Section) | 0:07.65 (Overall) |
| Top Speed [km/h] (Section)     | 66.8 (600m)       |
| Race State                     | Finished          |



Rockhampton QLD Professional  
 Race 3: ST PATRICKS DAY TICKETS ON SALE Maiden Plate - 1100m  
 30 January 2025 - 14:15  
 Track Rating: Good 4, Weather: Overcast, Rail Position: +0.5m Entire



| Section                | Overall                  | 1000m                    | 800m                     | 600m                     | 400m                     | 200m                     |
|------------------------|--------------------------|--------------------------|--------------------------|--------------------------|--------------------------|--------------------------|
| Section Times          | 1:03.78 [2]<br>(0:07.65) | 0:56.13 [6]<br>(0:11.01) | 0:45.12 [6]<br>(0:11.45) | 0:33.67 [5]<br>(0:11.00) | 0:22.67 [5]<br>(0:10.94) | 0:11.73 [3]<br>(0:11.73) |
| Average Speed [km/h]   | 47.2                     | 65.2                     | 63.2                     | 65.5                     | 65.9                     | 61.3                     |
| Top Speed [km/h]       | 63.3                     | 66.5                     | 65.2                     | 66.8                     | 66.8                     | 64.0                     |
| Avg. Dist. to Rail [m] | 6.7                      | 0.9                      | 1.5                      | 2.5                      | 5.2                      | 6.8                      |
| Avg. Stride Freq. [Hz] | 2.2                      | 2.5                      | 2.5                      | 2.4                      | 2.4                      | 2.3                      |
| Avg. Stride Length [m] | 5.2                      | 7.3                      | 7.1                      | 7.6                      | 7.6                      | 7.4                      |



- [ ] Ranking at each section and finish
- .-.- No data available at this section
- NA No data available



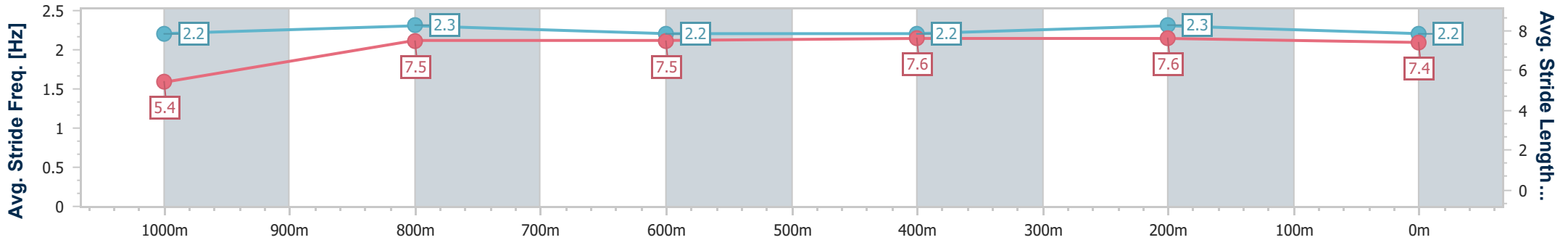
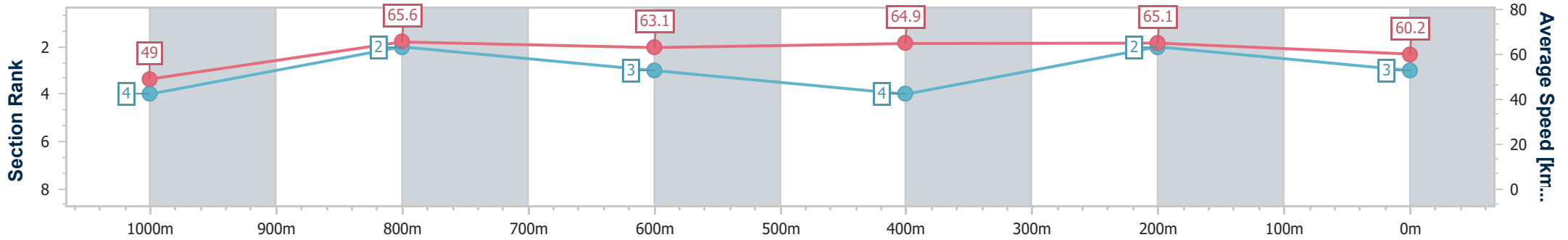
|                                |                   |
|--------------------------------|-------------------|
| Horse/Jockey Name              | Sideshow Frankie  |
| Final Rank                     | 3                 |
| Fastest Section Time (Section) | 0:07.39 (Overall) |
| Top Speed [km/h] (Section)     | 67.2 (1000m)      |
| Race State                     | Finished          |



Rockhampton QLD Professional  
 Race 3: ST PATRICKS DAY TICKETS ON SALE Maiden Plate - 1100m  
 30 January 2025 - 14:15  
 Track Rating: Good 4, Weather: Overcast, Rail Position: +0.5m Entire



| Section                | Overall                  | 1000m                    | 800m                     | 600m                     | 400m                     | 200m                     |
|------------------------|--------------------------|--------------------------|--------------------------|--------------------------|--------------------------|--------------------------|
| Section Times          | 1:03.95 [3]<br>(0:07.39) | 0:56.56 [4]<br>(0:10.92) | 0:45.64 [2]<br>(0:11.50) | 0:34.14 [3]<br>(0:11.12) | 0:23.02 [4]<br>(0:11.07) | 0:11.95 [2]<br>(0:11.95) |
| Average Speed [km/h]   | 49.0                     | 65.6                     | 63.1                     | 64.9                     | 65.1                     | 60.2                     |
| Top Speed [km/h]       | 62.9                     | 67.2                     | 65.4                     | 66.1                     | 66.2                     | 63.5                     |
| Avg. Dist. to Rail [m] | 8.7                      | 1.0                      | 1.1                      | 3.5                      | 6.7                      | 8.6                      |
| Avg. Stride Freq. [Hz] | 2.2                      | 2.3                      | 2.2                      | 2.2                      | 2.3                      | 2.2                      |
| Avg. Stride Length [m] | 5.4                      | 7.5                      | 7.5                      | 7.6                      | 7.6                      | 7.4                      |



- [ ] Ranking at each section and finish
- .-.- No data available at this section
- NA No data available





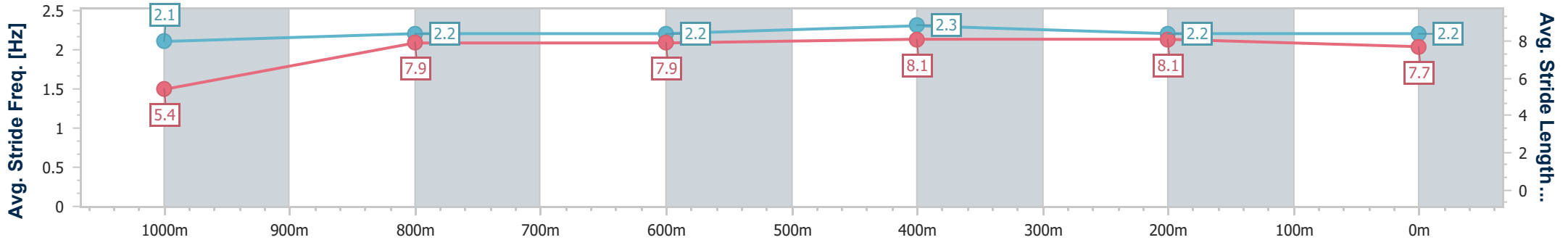
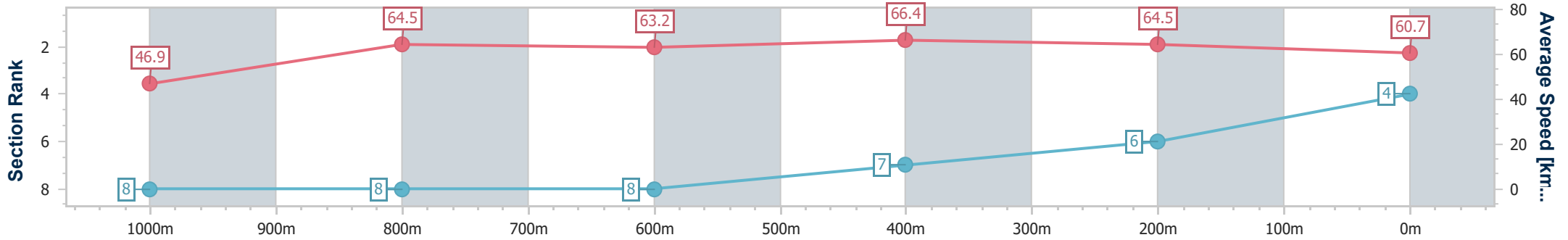
|                                |                   |
|--------------------------------|-------------------|
| Horse/Jockey Name              | Lord Danilo       |
| Final Rank                     | 4                 |
| Fastest Section Time (Section) | 0:07.67 (Overall) |
| Top Speed [km/h] (Section)     | 66.9 (600m)       |
| Race State                     | Finished          |



Rockhampton QLD Professional  
 Race 3: ST PATRICKS DAY TICKETS ON SALE Maiden Plate - 1100m  
 30 January 2025 - 14:15  
 Track Rating: Good 4, Weather: Overcast, Rail Position: +0.5m Entire



| Section                | Overall                  | 1000m                    | 800m                     | 600m                     | 400m                     | 200m                     |  |  |  |  |  |  |  |  |
|------------------------|--------------------------|--------------------------|--------------------------|--------------------------|--------------------------|--------------------------|--|--|--|--|--|--|--|--|
| Section Times          | 1:04.38 [4]<br>(0:07.67) | 0:56.71 [8]<br>(0:11.20) | 0:45.51 [8]<br>(0:11.60) | 0:33.91 [8]<br>(0:10.88) | 0:23.03 [7]<br>(0:11.16) | 0:11.87 [6]<br>(0:11.87) |  |  |  |  |  |  |  |  |
| Average Speed [km/h]   | 46.9                     | 64.5                     | 63.2                     | 66.4                     | 64.5                     | 60.7                     |  |  |  |  |  |  |  |  |
| Top Speed [km/h]       | 60.9                     | 66.3                     | 66.1                     | 66.9                     | 66.1                     | 63.6                     |  |  |  |  |  |  |  |  |
| Avg. Dist. to Rail [m] | 8.5                      | 1.2                      | 2.5                      | 4.4                      | 6.2                      | 7.8                      |  |  |  |  |  |  |  |  |
| Avg. Stride Freq. [Hz] | 2.1                      | 2.2                      | 2.2                      | 2.3                      | 2.2                      | 2.2                      |  |  |  |  |  |  |  |  |
| Avg. Stride Length [m] | 5.4                      | 7.9                      | 7.9                      | 8.1                      | 8.1                      | 7.7                      |  |  |  |  |  |  |  |  |



- [ ] Ranking at each section and finish
- .-.- No data available at this section
- NA No data available



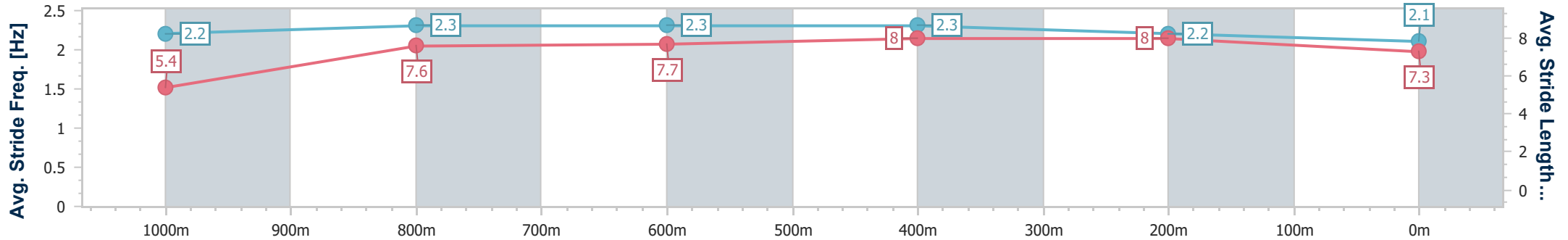
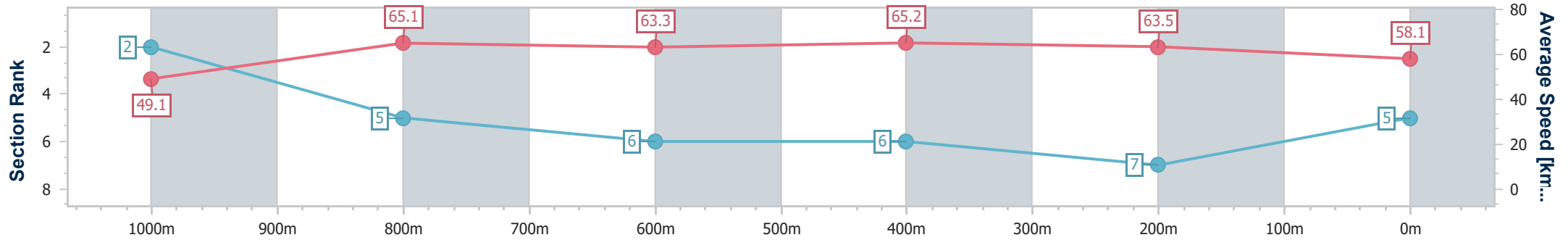
|                                |                   |
|--------------------------------|-------------------|
| Horse/Jockey Name              | Pitleco Lass      |
| Final Rank                     | 5                 |
| Fastest Section Time (Section) | 0:07.36 (Overall) |
| Top Speed [km/h] (Section)     | 66.6 (1000m)      |
| Race State                     | Finished          |



Rockhampton QLD Professional  
 Race 3: ST PATRICKS DAY TICKETS ON SALE Maiden Plate - 1100m  
 30 January 2025 - 14:15  
 Track Rating: Good 4, Weather: Overcast, Rail Position: +0.5m Entire



| Section                | Overall                  | 1000m                    | 800m                     | 600m                     | 400m                     | 200m                     |  |  |  |  |  |  |  |  |
|------------------------|--------------------------|--------------------------|--------------------------|--------------------------|--------------------------|--------------------------|--|--|--|--|--|--|--|--|
| Section Times          | 1:05.09 [5]<br>(0:07.36) | 0:57.73 [2]<br>(0:11.22) | 0:46.51 [5]<br>(0:11.70) | 0:34.81 [6]<br>(0:11.07) | 0:23.74 [6]<br>(0:11.35) | 0:12.39 [7]<br>(0:12.39) |  |  |  |  |  |  |  |  |
| Average Speed [km/h]   | 49.1                     | 65.1                     | 63.3                     | 65.2                     | 63.5                     | 58.1                     |  |  |  |  |  |  |  |  |
| Top Speed [km/h]       | 63.9                     | 66.6                     | 64.5                     | 65.9                     | 65.0                     | 63.7                     |  |  |  |  |  |  |  |  |
| Avg. Dist. to Rail [m] | 12.6                     | 3.5                      | 3.6                      | 5.0                      | 5.3                      | 5.7                      |  |  |  |  |  |  |  |  |
| Avg. Stride Freq. [Hz] | 2.2                      | 2.3                      | 2.3                      | 2.3                      | 2.2                      | 2.1                      |  |  |  |  |  |  |  |  |
| Avg. Stride Length [m] | 5.4                      | 7.6                      | 7.7                      | 8.0                      | 8.0                      | 7.3                      |  |  |  |  |  |  |  |  |



- [ ] Ranking at each section and finish
- .-.- No data available at this section
- NA No data available



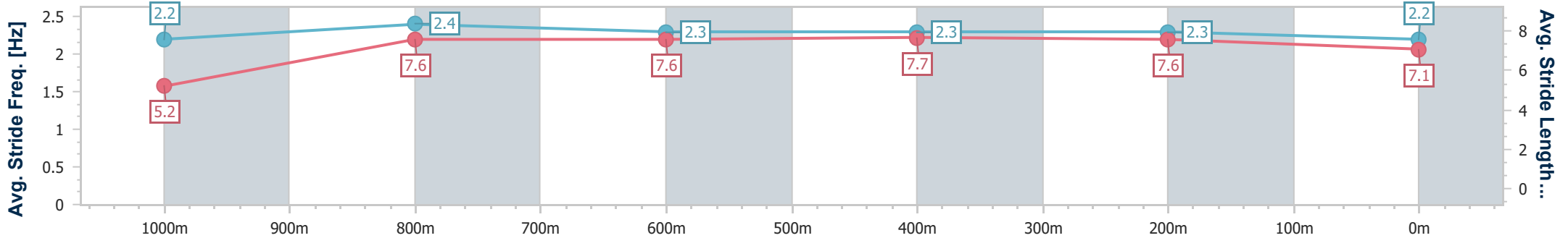
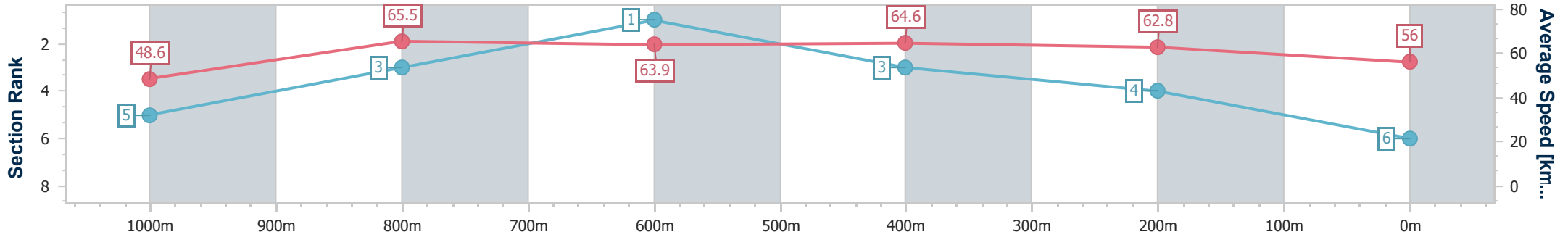
|                                |                   |
|--------------------------------|-------------------|
| Horse/Jockey Name              | Powerchute        |
| Final Rank                     | 6                 |
| Fastest Section Time (Section) | 0:07.43 (Overall) |
| Top Speed [km/h] (Section)     | 67.4 (1000m)      |
| Race State                     | Finished          |



Rockhampton QLD Professional  
 Race 3: ST PATRICKS DAY TICKETS ON SALE Maiden Plate - 1100m  
 30 January 2025 - 14:15  
 Track Rating: Good 4, Weather: Overcast, Rail Position: +0.5m Entire



| Section                | Overall                  | 1000m                    | 800m                     | 600m                     | 400m                     | 200m                     |
|------------------------|--------------------------|--------------------------|--------------------------|--------------------------|--------------------------|--------------------------|
| Section Times          | 1:05.13 [6]<br>(0:07.43) | 0:57.70 [5]<br>(0:10.91) | 0:46.79 [3]<br>(0:11.32) | 0:35.47 [1]<br>(0:11.16) | 0:24.31 [3]<br>(0:11.47) | 0:12.84 [4]<br>(0:12.84) |
| Average Speed [km/h]   | 48.6                     | 65.5                     | 63.9                     | 64.6                     | 62.8                     | 56.0                     |
| Top Speed [km/h]       | 63.5                     | 67.4                     | 65.6                     | 65.3                     | 64.6                     | 59.7                     |
| Avg. Dist. to Rail [m] | 5.4                      | 1.2                      | 1.1                      | 2.4                      | 2.5                      | 3.0                      |
| Avg. Stride Freq. [Hz] | 2.2                      | 2.4                      | 2.3                      | 2.3                      | 2.3                      | 2.2                      |
| Avg. Stride Length [m] | 5.2                      | 7.6                      | 7.6                      | 7.7                      | 7.6                      | 7.1                      |



- [ ] Ranking at each section and finish
- .-.- No data available at this section
- NA No data available



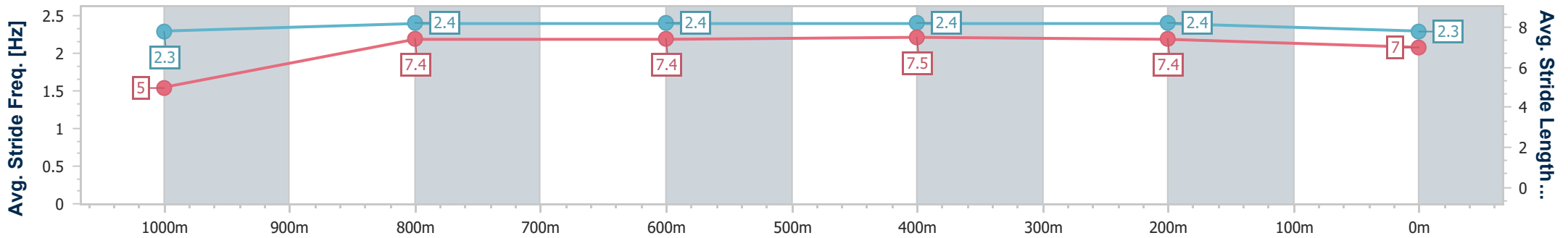
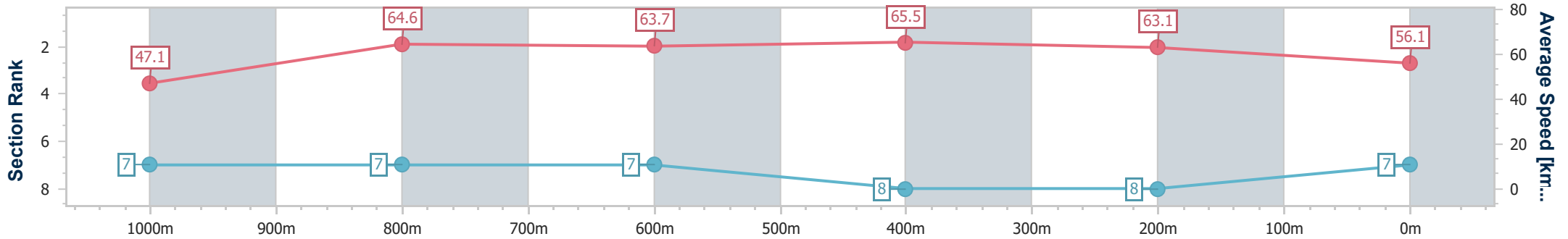
|                                |                   |
|--------------------------------|-------------------|
| Horse/Jockey Name              | Jolie Apolline    |
| Final Rank                     | 7                 |
| Fastest Section Time (Section) | 0:07.66 (Overall) |
| Top Speed [km/h] (Section)     | 67.3 (1000m)      |
| Race State                     | Finished          |



Rockhampton QLD Professional  
 Race 3: ST PATRICKS DAY TICKETS ON SALE Maiden Plate - 1100m  
 30 January 2025 - 14:15  
 Track Rating: Good 4, Weather: Overcast, Rail Position: +0.5m Entire



| Section                | Overall                  | 1000m                    | 800m                     | 600m                     | 400m                     | 200m                     |
|------------------------|--------------------------|--------------------------|--------------------------|--------------------------|--------------------------|--------------------------|
| Section Times          | 1:05.63 [7]<br>(0:07.66) | 0:57.97 [7]<br>(0:11.13) | 0:46.84 [7]<br>(0:11.58) | 0:35.26 [7]<br>(0:11.02) | 0:24.24 [8]<br>(0:11.42) | 0:12.82 [8]<br>(0:12.82) |
| Average Speed [km/h]   | 47.1                     | 64.6                     | 63.7                     | 65.5                     | 63.1                     | 56.1                     |
| Top Speed [km/h]       | 62.3                     | 67.3                     | 65.0                     | 66.1                     | 65.5                     | 60.5                     |
| Avg. Dist. to Rail [m] | 5.0                      | 0.5                      | 2.9                      | 3.6                      | 4.2                      | 3.1                      |
| Avg. Stride Freq. [Hz] | 2.3                      | 2.4                      | 2.4                      | 2.4                      | 2.4                      | 2.3                      |
| Avg. Stride Length [m] | 5.0                      | 7.4                      | 7.4                      | 7.5                      | 7.4                      | 7.0                      |



- [ ] Ranking at each section and finish
- .-.- No data available at this section
- NA No data available



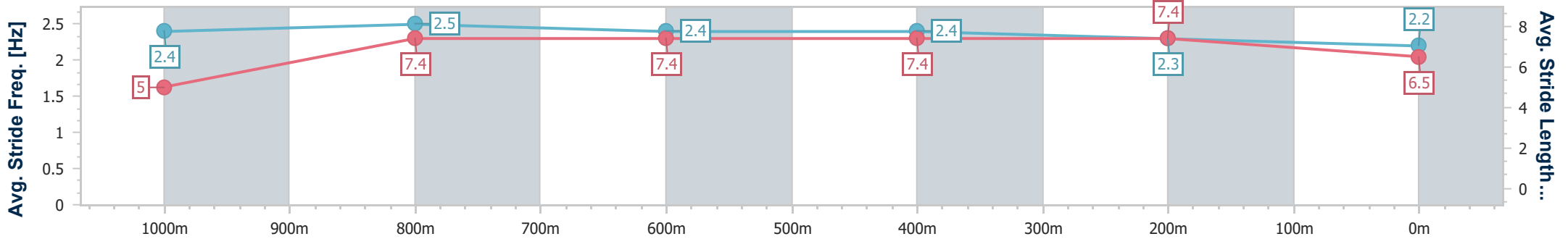
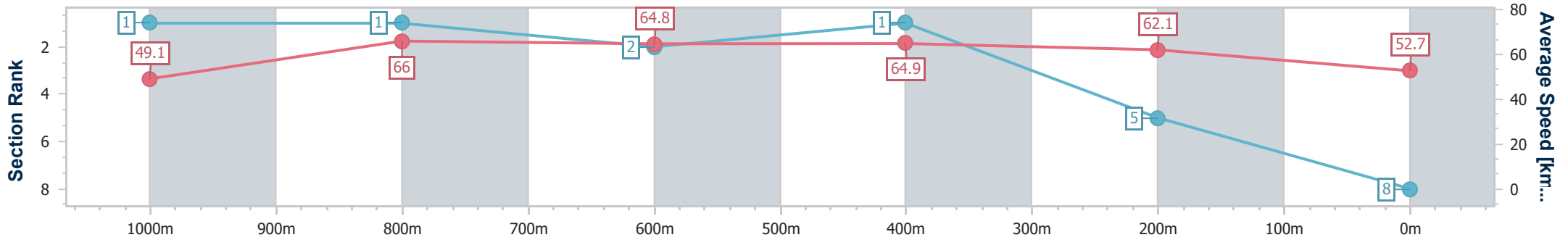
|                                |                   |
|--------------------------------|-------------------|
| Horse/Jockey Name              | Long Play         |
| Final Rank                     | 8                 |
| Fastest Section Time (Section) | 0:07.34 (Overall) |
| Top Speed [km/h] (Section)     | 67.0 (1000m)      |
| Race State                     | Finished          |



Rockhampton QLD Professional  
 Race 3: ST PATRICKS DAY TICKETS ON SALE Maiden Plate - 1100m  
 30 January 2025 - 14:15  
 Track Rating: Good 4, Weather: Overcast, Rail Position: +0.5m Entire



| Section                | Overall                  | 1000m                    | 800m                     | 600m                     | 400m                     | 200m                     |
|------------------------|--------------------------|--------------------------|--------------------------|--------------------------|--------------------------|--------------------------|
| Section Times          | 1:06.04 [8]<br>(0:07.34) | 0:58.70 [1]<br>(0:10.94) | 0:47.76 [1]<br>(0:11.40) | 0:36.36 [2]<br>(0:11.11) | 0:25.25 [1]<br>(0:11.63) | 0:13.62 [5]<br>(0:13.62) |
| Average Speed [km/h]   | 49.1                     | 66.0                     | 64.8                     | 64.9                     | 62.1                     | 52.7                     |
| Top Speed [km/h]       | 64.5                     | 67.0                     | 66.7                     | 66.0                     | 65.1                     | 59.9                     |
| Avg. Dist. to Rail [m] | 9.8                      | 1.2                      | 3.1                      | 3.4                      | 3.9                      | 4.4                      |
| Avg. Stride Freq. [Hz] | 2.4                      | 2.5                      | 2.4                      | 2.4                      | 2.3                      | 2.2                      |
| Avg. Stride Length [m] | 5.0                      | 7.4                      | 7.4                      | 7.4                      | 7.4                      | 6.5                      |



- [ ] Ranking at each section and finish
- .-.- No data available at this section
- NA No data available



# Rockhampton QLD Professional

## Race 4: NUTURF OPEN Handicap - 1100m

30 January 2025 - 14:56



Track Rating: Good 4, Weather: Overcast, Rail Position: +0.5m Entire

| Section     |   | Overall              | 1000m                | 800m                 | 600m                     | 400m                     | 200m                     | Last 600m                |                          |                          |         |                        |    |
|-------------|---|----------------------|----------------------|----------------------|--------------------------|--------------------------|--------------------------|--------------------------|--------------------------|--------------------------|---------|------------------------|----|
| Field Times |   | 1:02.44<br>(0:07.44) | 0:55.00<br>(0:11.14) | 0:43.86<br>(0:11.05) | 0:32.81<br>(0:10.74)     | 0:22.07<br>(0:10.72)     | 0:11.35<br>(0:11.35)     | 0:32.81                  |                          |                          |         |                        |    |
| Rank        | TAB Horse/Jockey                          | Barrier              | Top Speed [km/h]     | Fastest Section      | Margin                   |                          |                          |                          |                          |                          |         | Distance Travelled [m] |    |
| 1           | 3 HELLISH<br>Justin Stanley               | 1                    | 67.9<br>400m         | 0:07.44<br>Overall   | 1:02.44 [1]<br>(0:07.44) | 0:55.00 [1]<br>(0:11.14) | 0:43.86 [1]<br>(0:11.05) | 0:32.81 [1]<br>(0:10.74) | 0:22.07 [1]<br>(0:10.75) | 0:11.32 [2]<br>(0:11.32) | 1:02.44 | 0:32.81                |    |
| 2           | 5 JUST SUPER<br>McKenzie Apel             | 2                    | 68.8<br>600m         | 0:07.78<br>Overall   | 1:02.47 [2]<br>(0:07.78) | 0:54.69 [4]<br>(0:11.40) | 0:43.29 [4]<br>(0:10.95) | 0:32.34 [4]<br>(0:10.40) | 0:21.94 [3]<br>(0:10.56) | 0:11.38 [1]<br>(0:11.38) | 0.19L   | 0:32.34                | -1 |
| 3           | 2 KING JESTER<br>Jackson Murphy           | 3                    | 68.3<br>800m         | 0:07.64<br>Overall   | 1:03.33 [3]<br>(0:07.64) | 0:55.69 [2]<br>(0:11.27) | 0:44.42 [3]<br>(0:11.15) | 0:33.27 [3]<br>(0:10.79) | 0:22.48 [4]<br>(0:10.92) | 0:11.56 [4]<br>(0:11.56) | 5.22L   | 0:33.27                | +0 |
| 4           | 4 LEADERSHIP SPILL<br>Georgina Cartwright | 4                    | 67.9<br>1000m        | 0:07.71<br>Overall   | 1:03.38 [4]<br>(0:07.71) | 0:55.67 [3]<br>(0:10.96) | 0:44.71 [2]<br>(0:11.05) | 0:33.66 [2]<br>(0:10.73) | 0:22.93 [2]<br>(0:10.97) | 0:11.96 [3]<br>(0:11.96) | 5.52L   | 0:33.66                | +4 |
| 5           | 1 ALCYONE<br>Raul Silvera Olivera         | 5                    | 67.4<br>600m         | 0:07.92<br>Overall   | 1:03.95 [5]<br>(0:07.92) | 0:56.03 [5]<br>(0:11.27) | 0:44.76 [5]<br>(0:11.19) | 0:33.57 [5]<br>(0:10.76) | 0:22.81 [5]<br>(0:11.02) | 0:11.79 [5]<br>(0:11.79) | 8.88L   | 0:33.57                | +3 |

Scratched: Flank Speed (#6), Hyde Park (#7)

[ ] Ranking at each section and finish  
 -:-:-:- No data available at this section  
 NA No data available

SCN Saddle cloth number  
 DNF Did not finish  
 DNT Did not track



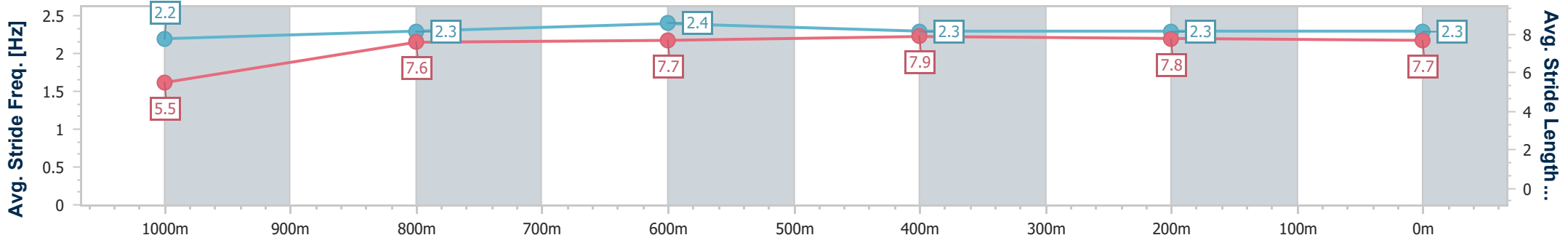
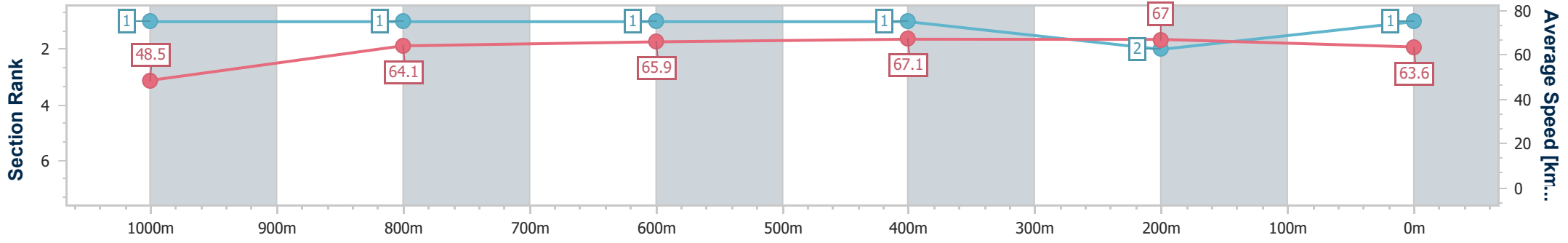
|                                |                   |
|--------------------------------|-------------------|
| Horse/Jockey Name              | Hellish           |
| Final Rank                     | 1                 |
| Fastest Section Time (Section) | 0:07.44 (Overall) |
| Top Speed [km/h] (Section)     | 67.9 (400m)       |
| Race State                     | Finished          |



Rockhampton QLD Professional  
 Race 4: NUTURF OPEN Handicap - 1100m  
 30 January 2025 - 14:56  
 Track Rating: Good 4, Weather: Overcast, Rail Position: +0.5m Entire



| Section                | Overall                  | 1000m                    | 800m                     | 600m                     | 400m                     | 200m                     |
|------------------------|--------------------------|--------------------------|--------------------------|--------------------------|--------------------------|--------------------------|
| Section Times          | 1:02.44 [1]<br>(0:07.44) | 0:55.00 [1]<br>(0:11.14) | 0:43.86 [1]<br>(0:11.05) | 0:32.81 [1]<br>(0:10.74) | 0:22.07 [1]<br>(0:10.75) | 0:11.32 [2]<br>(0:11.32) |
| Average Speed [km/h]   | 48.5                     | 64.1                     | 65.9                     | 67.1                     | 67.0                     | 63.6                     |
| Top Speed [km/h]       | 63.1                     | 65.3                     | 66.5                     | 67.7                     | 67.9                     | 67.0                     |
| Avg. Dist. to Rail [m] | 5.4                      | 1.3                      | 1.4                      | 2.2                      | 2.3                      | 2.2                      |
| Avg. Stride Freq. [Hz] | 2.2                      | 2.3                      | 2.4                      | 2.3                      | 2.3                      | 2.3                      |
| Avg. Stride Length [m] | 5.5                      | 7.6                      | 7.7                      | 7.9                      | 7.8                      | 7.7                      |



- [ ] Ranking at each section and finish
- .-.- No data available at this section
- NA No data available



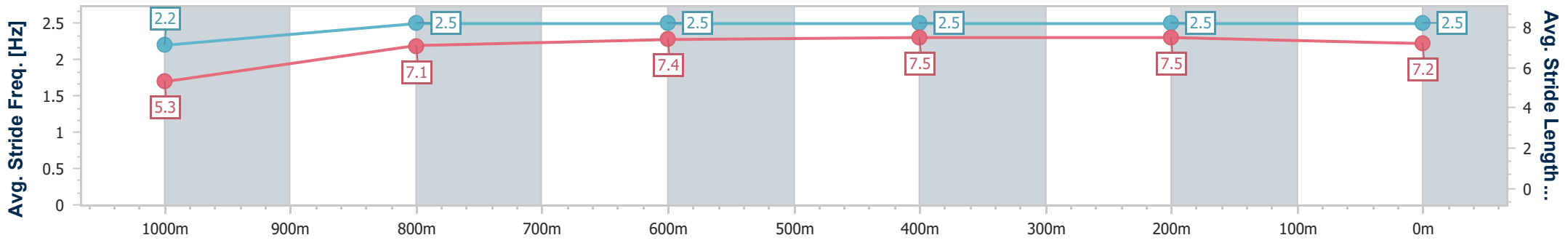
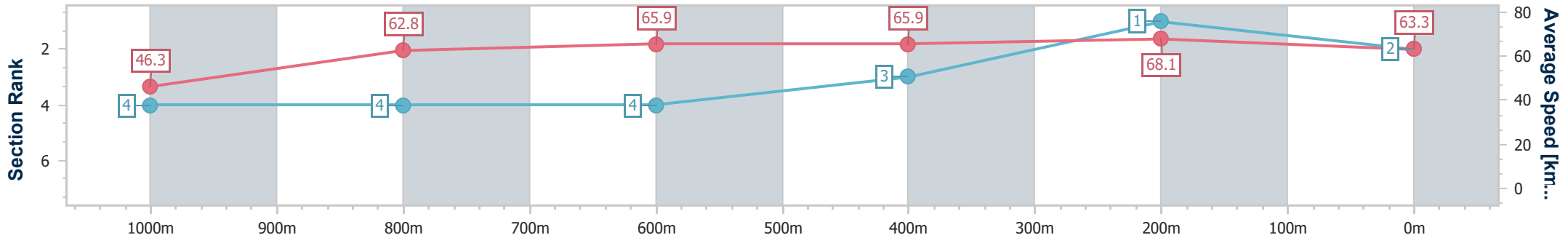
|                                |                   |
|--------------------------------|-------------------|
| Horse/Jockey Name              | Just Super        |
| Final Rank                     | 2                 |
| Fastest Section Time (Section) | 0:07.78 (Overall) |
| Top Speed [km/h] (Section)     | 68.8 (600m)       |
| Race State                     | Finished          |



Rockhampton QLD Professional  
 Race 4: NUTURF OPEN Handicap - 1100m  
 30 January 2025 - 14:56  
 Track Rating: Good 4, Weather: Overcast, Rail Position: +0.5m Entire



| Section                | Overall                  | 1000m                    | 800m                     | 600m                     | 400m                     | 200m                     |
|------------------------|--------------------------|--------------------------|--------------------------|--------------------------|--------------------------|--------------------------|
| Section Times          | 1:02.47 [2]<br>(0:07.78) | 0:54.69 [4]<br>(0:11.40) | 0:43.29 [4]<br>(0:10.95) | 0:32.34 [4]<br>(0:10.40) | 0:21.94 [3]<br>(0:10.56) | 0:11.38 [1]<br>(0:11.38) |
| Average Speed [km/h]   | 46.3                     | 62.8                     | 65.9                     | 65.9                     | 68.1                     | 63.3                     |
| Top Speed [km/h]       | 62.0                     | 64.5                     | 68.3                     | 68.8                     | 68.4                     | 66.5                     |
| Avg. Dist. to Rail [m] | 7.5                      | 1.1                      | 0.7                      | 3.1                      | 4.7                      | 5.2                      |
| Avg. Stride Freq. [Hz] | 2.2                      | 2.5                      | 2.5                      | 2.5                      | 2.5                      | 2.5                      |
| Avg. Stride Length [m] | 5.3                      | 7.1                      | 7.4                      | 7.5                      | 7.5                      | 7.2                      |



- [ ] Ranking at each section and finish
- .-.- No data available at this section
- NA No data available





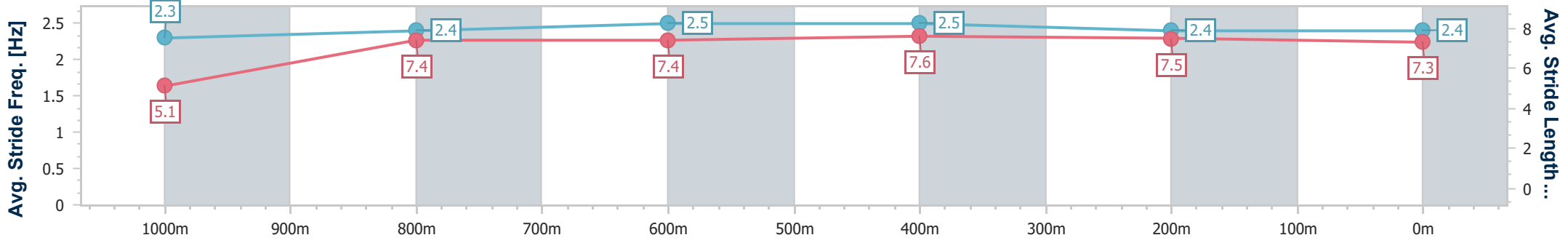
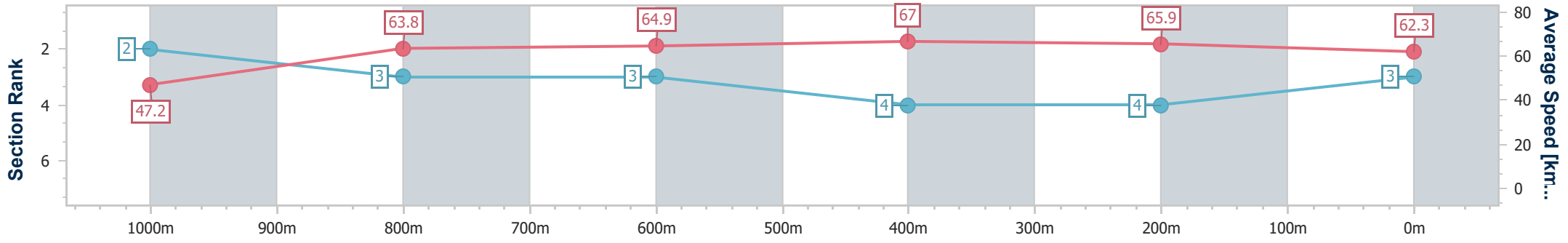
|                                |                   |
|--------------------------------|-------------------|
| Horse/Jockey Name              | King Jester       |
| Final Rank                     | 3                 |
| Fastest Section Time (Section) | 0:07.64 (Overall) |
| Top Speed [km/h] (Section)     | 68.3 (800m)       |
| Race State                     | Finished          |



Rockhampton QLD Professional  
 Race 4: NUTURF OPEN Handicap - 1100m  
 30 January 2025 - 14:56  
 Track Rating: Good 4, Weather: Overcast, Rail Position: +0.5m Entire



| Section                | Overall                  | 1000m                    | 800m                     | 600m                     | 400m                     | 200m                     |
|------------------------|--------------------------|--------------------------|--------------------------|--------------------------|--------------------------|--------------------------|
| Section Times          | 1:03.33 [3]<br>(0:07.64) | 0:55.69 [2]<br>(0:11.27) | 0:44.42 [3]<br>(0:11.15) | 0:33.27 [3]<br>(0:10.79) | 0:22.48 [4]<br>(0:10.92) | 0:11.56 [4]<br>(0:11.56) |
| Average Speed [km/h]   | 47.2                     | 63.8                     | 64.9                     | 67.0                     | 65.9                     | 62.3                     |
| Top Speed [km/h]       | 62.5                     | 64.7                     | 68.3                     | 67.7                     | 67.2                     | 65.2                     |
| Avg. Dist. to Rail [m] | 8.4                      | 0.9                      | 1.0                      | 2.1                      | 3.0                      | 5.1                      |
| Avg. Stride Freq. [Hz] | 2.3                      | 2.4                      | 2.5                      | 2.5                      | 2.4                      | 2.4                      |
| Avg. Stride Length [m] | 5.1                      | 7.4                      | 7.4                      | 7.6                      | 7.5                      | 7.3                      |



- [ ] Ranking at each section and finish
- .-.- No data available at this section
- NA No data available



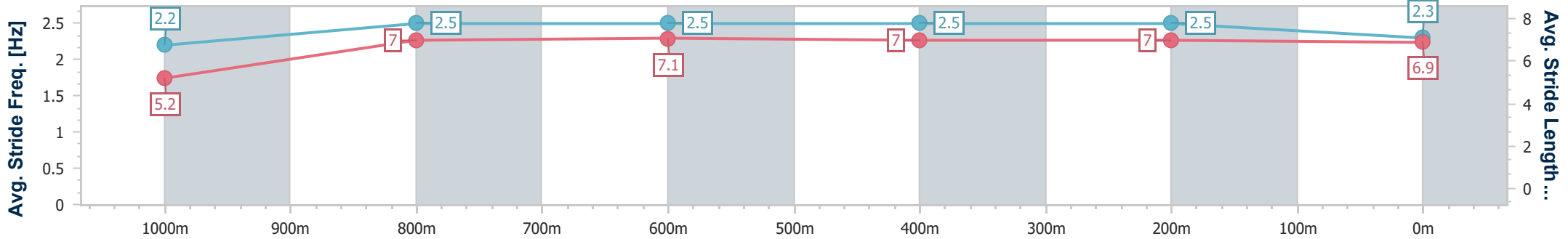
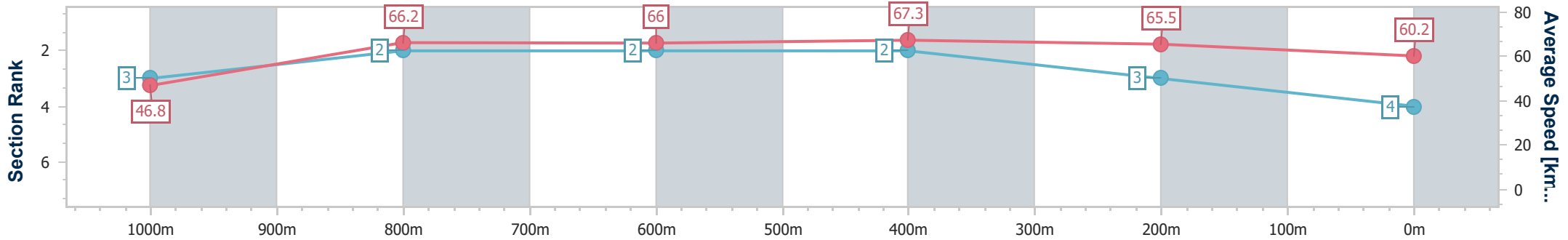
|                                |                   |
|--------------------------------|-------------------|
| Horse/Jockey Name              | Leadership Spill  |
| Final Rank                     | 4                 |
| Fastest Section Time (Section) | 0:07.71 (Overall) |
| Top Speed [km/h] (Section)     | 67.9 (1000m)      |
| Race State                     | Finished          |



Rockhampton QLD Professional  
 Race 4: NUTURF OPEN Handicap - 1100m  
 30 January 2025 - 14:56  
 Track Rating: Good 4, Weather: Overcast, Rail Position: +0.5m Entire



| Section                | Overall                  | 1000m                    | 800m                     | 600m                     | 400m                     | 200m                     |
|------------------------|--------------------------|--------------------------|--------------------------|--------------------------|--------------------------|--------------------------|
| Section Times          | 1:03.38 [4]<br>(0:07.71) | 0:55.67 [3]<br>(0:10.96) | 0:44.71 [2]<br>(0:11.05) | 0:33.66 [2]<br>(0:10.73) | 0:22.93 [2]<br>(0:10.97) | 0:11.96 [3]<br>(0:11.96) |
| Average Speed [km/h]   | 46.8                     | 66.2                     | 66.0                     | 67.3                     | 65.5                     | 60.2                     |
| Top Speed [km/h]       | 63.0                     | 67.9                     | 66.8                     | 67.3                     | 67.1                     | 63.2                     |
| Avg. Dist. to Rail [m] | 9.9                      | 2.2                      | 1.7                      | 0.4                      | 0.5                      | 1.2                      |
| Avg. Stride Freq. [Hz] | 2.2                      | 2.5                      | 2.5                      | 2.5                      | 2.5                      | 2.3                      |
| Avg. Stride Length [m] | 5.2                      | 7.0                      | 7.1                      | 7.0                      | 7.0                      | 6.9                      |



- [ ] Ranking at each section and finish
- .-.- No data available at this section
- NA No data available



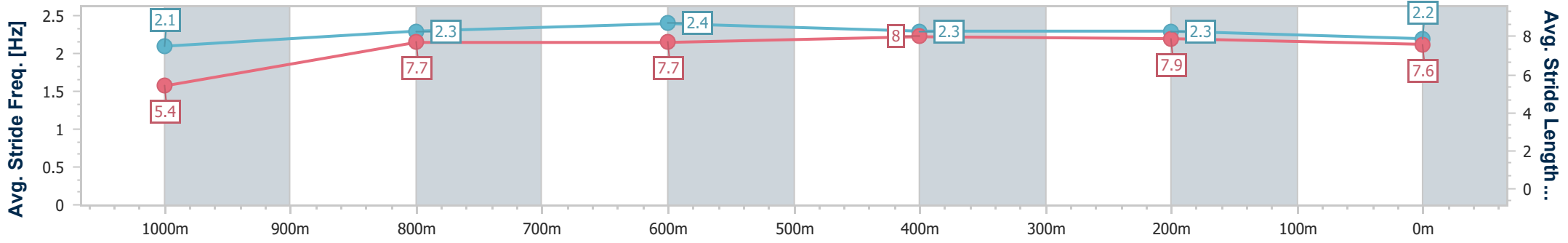
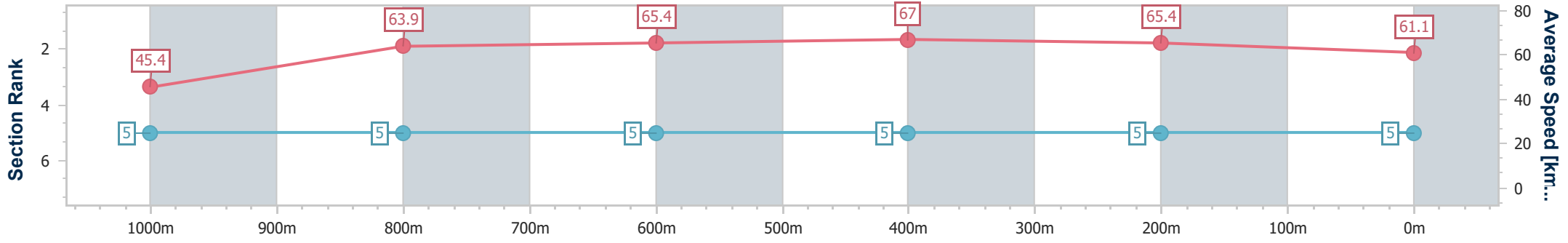
|                                |                   |
|--------------------------------|-------------------|
| Horse/Jockey Name              | Alcyone           |
| Final Rank                     | 5                 |
| Fastest Section Time (Section) | 0:07.92 (Overall) |
| Top Speed [km/h] (Section)     | 67.4 (600m)       |
| Race State                     | Finished          |



Rockhampton QLD Professional  
 Race 4: NUTURF OPEN Handicap - 1100m  
 30 January 2025 - 14:56  
 Track Rating: Good 4, Weather: Overcast, Rail Position: +0.5m Entire



| Section                | Overall                  | 1000m                    | 800m                     | 600m                     | 400m                     | 200m                     |
|------------------------|--------------------------|--------------------------|--------------------------|--------------------------|--------------------------|--------------------------|
| Section Times          | 1:03.95 [5]<br>(0:07.92) | 0:56.03 [5]<br>(0:11.27) | 0:44.76 [5]<br>(0:11.19) | 0:33.57 [5]<br>(0:10.76) | 0:22.81 [5]<br>(0:11.02) | 0:11.79 [5]<br>(0:11.79) |
| Average Speed [km/h]   | 45.4                     | 63.9                     | 65.4                     | 67.0                     | 65.4                     | 61.1                     |
| Top Speed [km/h]       | 59.5                     | 65.5                     | 66.6                     | 67.4                     | 66.5                     | 63.8                     |
| Avg. Dist. to Rail [m] | 10.8                     | 1.6                      | 1.9                      | 3.4                      | 5.2                      | 5.2                      |
| Avg. Stride Freq. [Hz] | 2.1                      | 2.3                      | 2.4                      | 2.3                      | 2.3                      | 2.2                      |
| Avg. Stride Length [m] | 5.4                      | 7.7                      | 7.7                      | 8.0                      | 7.9                      | 7.6                      |



- [ ] Ranking at each section and finish
- .-.- No data available at this section
- NA No data available

# Rockhampton QLD Professional

## Race 5: BECOME A RJC GOLD CLUB MEMBER QTIS Class 3 Handicap - 1100m

30 January 2025 - 15:31

Track Rating: Good 4, Weather: Overcast, Rail Position: +0.5m Entire

| Section     |  | Overall              | 1000m                | 800m                 | 600m                     | 400m                     | 200m                     | Last 600m                |                          |                          |         |                        |    |
|-------------|--|----------------------|----------------------|----------------------|--------------------------|--------------------------|--------------------------|--------------------------|--------------------------|--------------------------|---------|------------------------|----|
| Field Times |  | 1:02.08<br>(0:07.02) | 0:55.06<br>(0:10.96) | 0:44.10<br>(0:11.18) | 0:32.92<br>(0:10.81)     | 0:22.11<br>(0:10.57)     | 0:11.54<br>(0:11.54)     | 0:32.92                  |                          |                          |         |                        |    |
| Rank        | TAB Horse/Jockey                         | Barrier              | Top Speed [km/h]     | Fastest Section      |                          |                          |                          |                          |                          |                          | Margin  | Distance Travelled [m] |    |
| 1           | 4 ALLOUTATIME<br>Nikki Olzard            | 5                    | 68.6<br>400m         | 0:07.02<br>Overall   | 1:02.08 [1]<br>(0:07.02) | 0:55.06 [1]<br>(0:10.96) | 0:44.10 [1]<br>(0:11.18) | 0:32.92 [1]<br>(0:10.81) | 0:22.11 [1]<br>(0:10.57) | 0:11.54 [1]<br>(0:11.54) | 1:02.08 | 0:32.92                |    |
| 2           | 5 VICTORY'S GHOST<br>Georgina Cartwright | 3                    | 69.2<br>600m         | 0:07.43<br>Overall   | 1:02.69 [2]<br>(0:07.43) | 0:55.26 [6]<br>(0:11.07) | 0:44.19 [7]<br>(0:11.06) | 0:33.13 [6]<br>(0:10.75) | 0:22.38 [6]<br>(0:10.72) | 0:11.66 [3]<br>(0:11.66) | 3.57L   | 0:33.13                | +1 |
| 3           | 1 DIDDLEY SQUAT<br>Justin Stanley        | 6                    | 68.2<br>600m         | 0:07.20<br>Overall   | 1:02.70 [3]<br>(0:07.20) | 0:55.50 [3]<br>(0:10.93) | 0:44.57 [2]<br>(0:11.21) | 0:33.36 [2]<br>(0:10.81) | 0:22.55 [2]<br>(0:10.80) | 0:11.75 [2]<br>(0:11.75) | 3.62L   | 0:33.36                | +1 |
| 4           | 7 LITTLE MISS BELLE<br>Tahlia Fenlon     | 2                    | 68.7<br>600m         | 0:07.16<br>Overall   | 1:02.86 [4]<br>(0:07.16) | 0:55.70 [2]<br>(0:11.15) | 0:44.55 [4]<br>(0:11.19) | 0:33.36 [5]<br>(0:10.80) | 0:22.56 [5]<br>(0:10.83) | 0:11.73 [4]<br>(0:11.73) | 4.59L   | 0:33.36                | -1 |
| 5           | 2 TRICKETEER<br>Ashley Butler            | 7                    | 68.9<br>600m         | 0:07.81<br>Overall   | 1:02.96 [5]<br>(0:07.81) | 0:55.15 [8]<br>(0:10.91) | 0:44.24 [8]<br>(0:11.11) | 0:33.13 [8]<br>(0:10.66) | 0:22.47 [8]<br>(0:10.85) | 0:11.62 [5]<br>(0:11.62) | 5.14L   | 0:33.13                | -1 |
| 6           | 6 REPLACE THE ACE<br>Jackson Murphy      | 1                    | 68.1<br>600m         | 0:07.34<br>Overall   | 1:03.04 [6]<br>(0:07.34) | 0:55.70 [5]<br>(0:11.09) | 0:44.61 [6]<br>(0:11.24) | 0:33.37 [7]<br>(0:10.78) | 0:22.59 [7]<br>(0:10.90) | 0:11.69 [6]<br>(0:11.69) | 5.62L   | 0:33.37                | -4 |
| 7           | 3 INATICK<br>Olivia Kendal               | 8                    | 68.1<br>1000m        | 0:07.21<br>Overall   | 1:03.69 [7]<br>(0:07.21) | 0:56.48 [4]<br>(0:11.01) | 0:45.47 [3]<br>(0:11.21) | 0:34.26 [3]<br>(0:10.83) | 0:23.43 [3]<br>(0:11.20) | 0:12.23 [7]<br>(0:12.23) | 9.47L   | 0:34.26                | +7 |
| 8           | 8 MORE STYLISH<br>Raul Silvera Olivera   | 4                    | 67.6<br>600m         | 0:07.44<br>Overall   | 1:03.87 [8]<br>(0:07.44) | 0:56.43 [7]<br>(0:10.87) | 0:45.56 [5]<br>(0:11.16) | 0:34.40 [4]<br>(0:10.81) | 0:23.59 [4]<br>(0:11.29) | 0:12.30 [8]<br>(0:12.30) | 10.54L  | 0:34.40                | +3 |



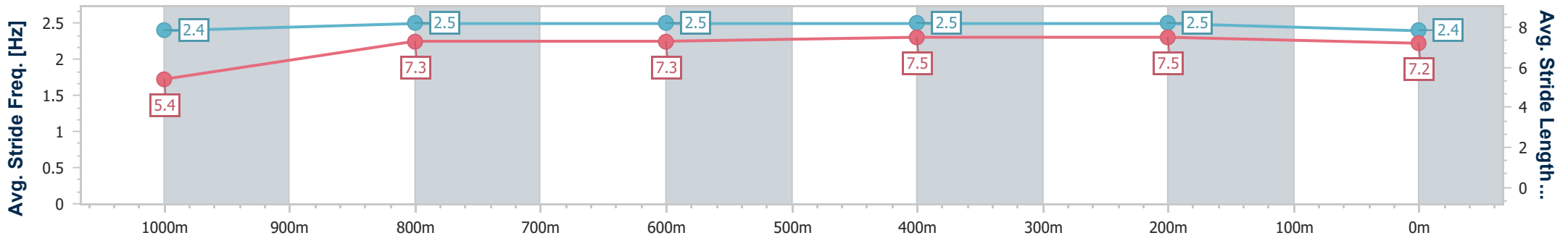
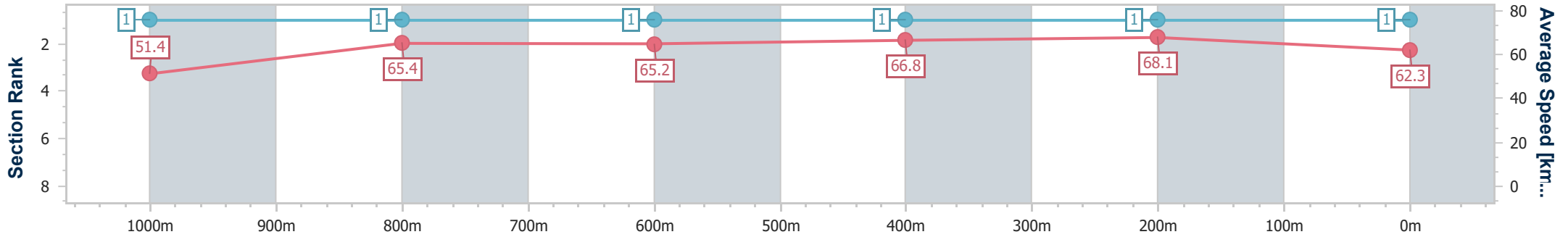
|                                |                   |
|--------------------------------|-------------------|
| Horse/Jockey Name              | Alloutatime       |
| Final Rank                     | 1                 |
| Fastest Section Time (Section) | 0:07.02 (Overall) |
| Top Speed [km/h] (Section)     | 68.6 (400m)       |
| Race State                     | Finished          |



Rockhampton QLD Professional  
 Race 5: BECOME A RJC GOLD CLUB MEMBER QTIS Class 3  
 Handicap - 1100m  
 30 January 2025 - 15:31  
 Track Rating: Good 4, Weather: Overcast, Rail Position: +0.5m  
 Entire



| Section                | Overall                  | 1000m                    | 800m                     | 600m                     | 400m                     | 200m                     |  |  |  |  |  |  |  |  |
|------------------------|--------------------------|--------------------------|--------------------------|--------------------------|--------------------------|--------------------------|--|--|--|--|--|--|--|--|
| Section Times          | 1:02.08 [1]<br>(0:07.02) | 0:55.06 [1]<br>(0:10.96) | 0:44.10 [1]<br>(0:11.18) | 0:32.92 [1]<br>(0:10.81) | 0:22.11 [1]<br>(0:10.57) | 0:11.54 [1]<br>(0:11.54) |  |  |  |  |  |  |  |  |
| Average Speed [km/h]   | 51.4                     | 65.4                     | 65.2                     | 66.8                     | 68.1                     | 62.3                     |  |  |  |  |  |  |  |  |
| Top Speed [km/h]       | 65.7                     | 67.2                     | 66.1                     | 67.5                     | 68.6                     | 66.8                     |  |  |  |  |  |  |  |  |
| Avg. Dist. to Rail [m] | 8.6                      | 1.3                      | 1.7                      | 2.0                      | 2.2                      | 2.3                      |  |  |  |  |  |  |  |  |
| Avg. Stride Freq. [Hz] | 2.4                      | 2.5                      | 2.5                      | 2.5                      | 2.5                      | 2.4                      |  |  |  |  |  |  |  |  |
| Avg. Stride Length [m] | 5.4                      | 7.3                      | 7.3                      | 7.5                      | 7.5                      | 7.2                      |  |  |  |  |  |  |  |  |



- [ ] Ranking at each section and finish
- .-.- No data available at this section
- NA No data available



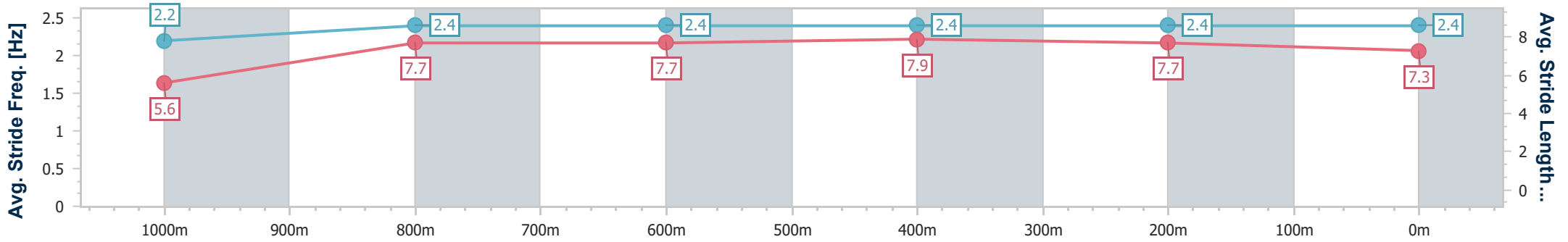
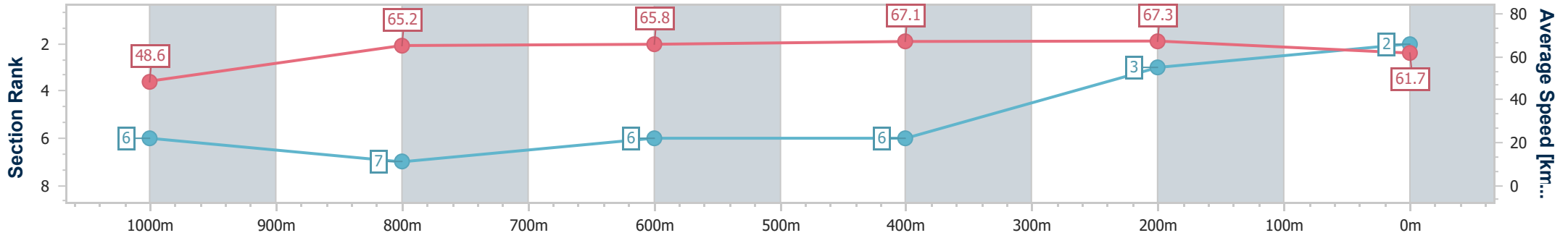
|                                |                   |
|--------------------------------|-------------------|
| Horse/Jockey Name              | Victory's Ghost   |
| Final Rank                     | 2                 |
| Fastest Section Time (Section) | 0:07.43 (Overall) |
| Top Speed [km/h] (Section)     | 69.2 (600m)       |
| Race State                     | Finished          |



Rockhampton QLD Professional  
 Race 5: BECOME A RJC GOLD CLUB MEMBER QTIS Class 3  
 Handicap - 1100m  
 30 January 2025 - 15:31  
 Track Rating: Good 4, Weather: Overcast, Rail Position: +0.5m  
 Entire



| Section                | Overall                  | 1000m                    | 800m                     | 600m                     | 400m                     | 200m                     |  |  |  |  |  |  |  |  |
|------------------------|--------------------------|--------------------------|--------------------------|--------------------------|--------------------------|--------------------------|--|--|--|--|--|--|--|--|
| Section Times          | 1:02.69 [2]<br>(0:07.43) | 0:55.26 [6]<br>(0:11.07) | 0:44.19 [7]<br>(0:11.06) | 0:33.13 [6]<br>(0:10.75) | 0:22.38 [6]<br>(0:10.72) | 0:11.66 [3]<br>(0:11.66) |  |  |  |  |  |  |  |  |
| Average Speed [km/h]   | 48.6                     | 65.2                     | 65.8                     | 67.1                     | 67.3                     | 61.7                     |  |  |  |  |  |  |  |  |
| Top Speed [km/h]       | 63.4                     | 67.0                     | 68.1                     | 69.2                     | 69.1                     | 65.0                     |  |  |  |  |  |  |  |  |
| Avg. Dist. to Rail [m] | 7.6                      | 1.0                      | 1.6                      | 2.3                      | 3.5                      | 4.0                      |  |  |  |  |  |  |  |  |
| Avg. Stride Freq. [Hz] | 2.2                      | 2.4                      | 2.4                      | 2.4                      | 2.4                      | 2.4                      |  |  |  |  |  |  |  |  |
| Avg. Stride Length [m] | 5.6                      | 7.7                      | 7.7                      | 7.9                      | 7.7                      | 7.3                      |  |  |  |  |  |  |  |  |



- [ ] Ranking at each section and finish
- .-.- No data available at this section
- NA No data available



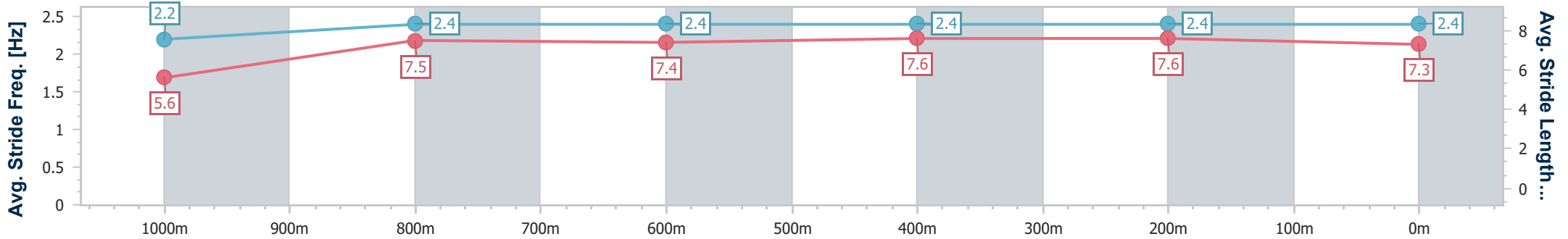
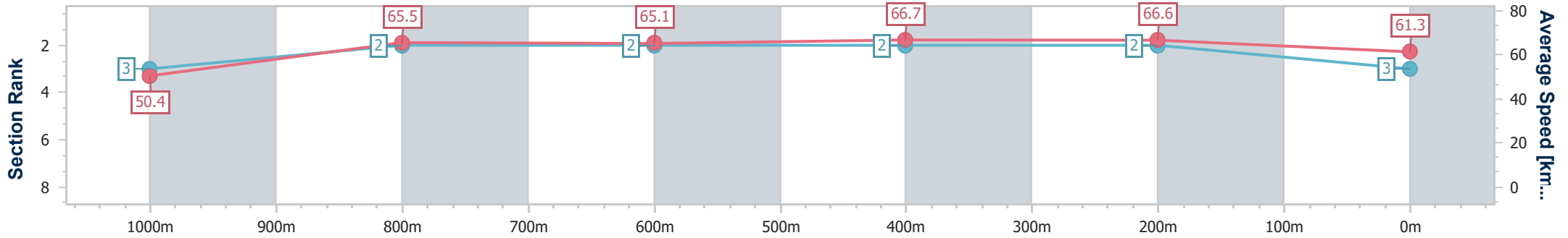
|                                |                   |
|--------------------------------|-------------------|
| Horse/Jockey Name              | Diddley Squat     |
| Final Rank                     | 3                 |
| Fastest Section Time (Section) | 0:07.20 (Overall) |
| Top Speed [km/h] (Section)     | 68.2 (600m)       |
| Race State                     | Finished          |



Rockhampton QLD Professional  
 Race 5: BECOME A RJC GOLD CLUB MEMBER QTIS Class 3  
 Handicap - 1100m  
 30 January 2025 - 15:31  
 Track Rating: Good 4, Weather: Overcast, Rail Position: +0.5m  
 Entire



| Section                | Overall                  | 1000m                    | 800m                     | 600m                     | 400m                     | 200m                     |  |  |  |  |  |  |  |  |
|------------------------|--------------------------|--------------------------|--------------------------|--------------------------|--------------------------|--------------------------|--|--|--|--|--|--|--|--|
| Section Times          | 1:02.70 [3]<br>(0:07.20) | 0:55.50 [3]<br>(0:10.93) | 0:44.57 [2]<br>(0:11.21) | 0:33.36 [2]<br>(0:10.81) | 0:22.55 [2]<br>(0:10.80) | 0:11.75 [2]<br>(0:11.75) |  |  |  |  |  |  |  |  |
| Average Speed [km/h]   | 50.4                     | 65.5                     | 65.1                     | 66.7                     | 66.6                     | 61.3                     |  |  |  |  |  |  |  |  |
| Top Speed [km/h]       | 64.4                     | 67.1                     | 65.9                     | 68.2                     | 67.9                     | 64.4                     |  |  |  |  |  |  |  |  |
| Avg. Dist. to Rail [m] | 9.8                      | 1.3                      | 1.6                      | 3.2                      | 3.5                      | 3.7                      |  |  |  |  |  |  |  |  |
| Avg. Stride Freq. [Hz] | 2.2                      | 2.4                      | 2.4                      | 2.4                      | 2.4                      | 2.4                      |  |  |  |  |  |  |  |  |
| Avg. Stride Length [m] | 5.6                      | 7.5                      | 7.4                      | 7.6                      | 7.6                      | 7.3                      |  |  |  |  |  |  |  |  |



- [ ] Ranking at each section and finish
- .-.- No data available at this section
- NA No data available



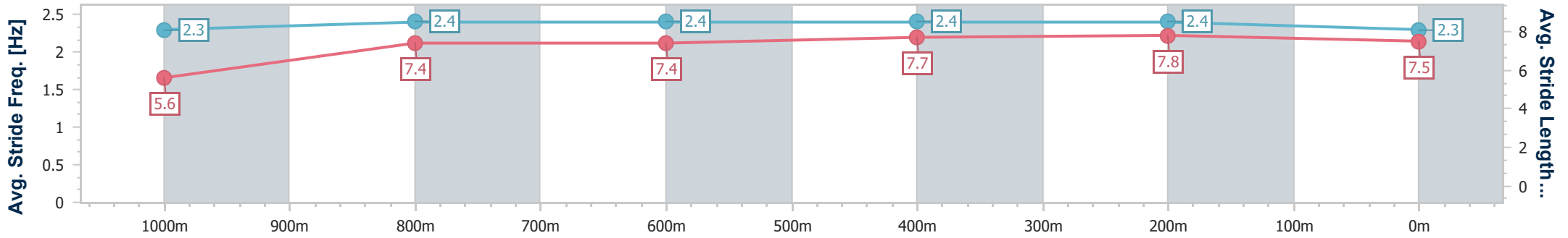
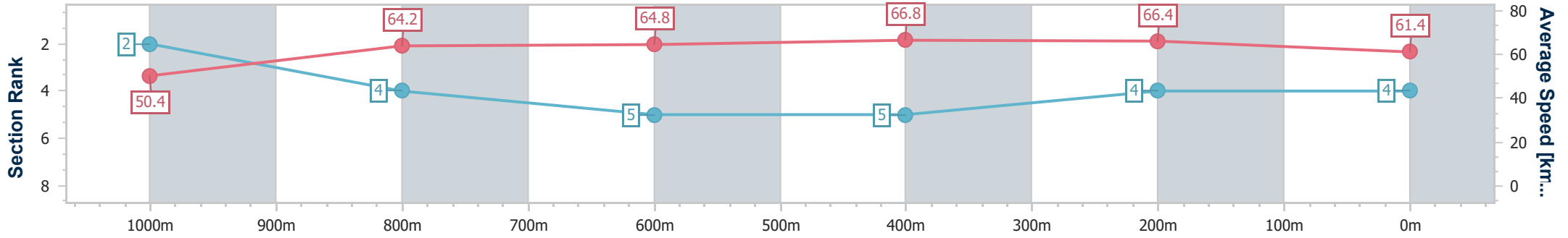
|                                |                   |
|--------------------------------|-------------------|
| Horse/Jockey Name              | Little Miss Belle |
| Final Rank                     | 4                 |
| Fastest Section Time (Section) | 0:07.16 (Overall) |
| Top Speed [km/h] (Section)     | 68.7 (600m)       |
| Race State                     | Finished          |



Rockhampton QLD Professional  
 Race 5: BECOME A RJC GOLD CLUB MEMBER QTIS Class 3  
 Handicap - 1100m  
 30 January 2025 - 15:31  
 Track Rating: Good 4, Weather: Overcast, Rail Position: +0.5m  
 Entire



| Section                | Overall                  | 1000m                    | 800m                     | 600m                     | 400m                     | 200m                     |  |  |  |  |  |  |  |  |
|------------------------|--------------------------|--------------------------|--------------------------|--------------------------|--------------------------|--------------------------|--|--|--|--|--|--|--|--|
| Section Times          | 1:02.86 [4]<br>(0:07.16) | 0:55.70 [2]<br>(0:11.15) | 0:44.55 [4]<br>(0:11.19) | 0:33.36 [5]<br>(0:10.80) | 0:22.56 [5]<br>(0:10.83) | 0:11.73 [4]<br>(0:11.73) |  |  |  |  |  |  |  |  |
| Average Speed [km/h]   | 50.4                     | 64.2                     | 64.8                     | 66.8                     | 66.4                     | 61.4                     |  |  |  |  |  |  |  |  |
| Top Speed [km/h]       | 64.4                     | 66.3                     | 66.3                     | 68.7                     | 68.0                     | 64.5                     |  |  |  |  |  |  |  |  |
| Avg. Dist. to Rail [m] | 6.4                      | 1.3                      | 1.2                      | 2.0                      | 2.0                      | 1.9                      |  |  |  |  |  |  |  |  |
| Avg. Stride Freq. [Hz] | 2.3                      | 2.4                      | 2.4                      | 2.4                      | 2.4                      | 2.3                      |  |  |  |  |  |  |  |  |
| Avg. Stride Length [m] | 5.6                      | 7.4                      | 7.4                      | 7.7                      | 7.8                      | 7.5                      |  |  |  |  |  |  |  |  |



- [ ] Ranking at each section and finish
- .-.- No data available at this section
- NA No data available





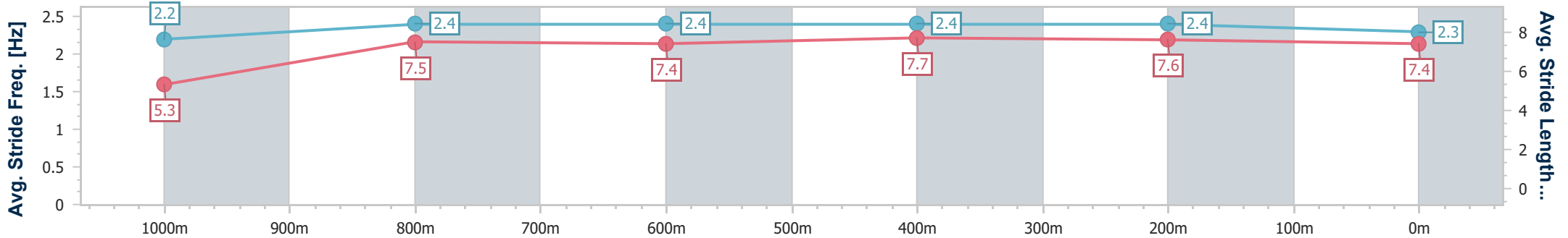
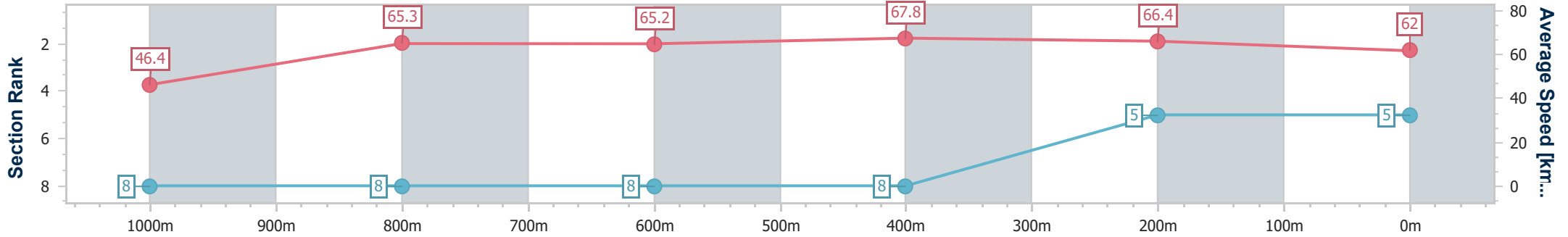
|                                |                   |
|--------------------------------|-------------------|
| Horse/Jockey Name              | Tricketeer        |
| Final Rank                     | 5                 |
| Fastest Section Time (Section) | 0:07.81 (Overall) |
| Top Speed [km/h] (Section)     | 68.9 (600m)       |
| Race State                     | Finished          |



Rockhampton QLD Professional  
 Race 5: BECOME A RJC GOLD CLUB MEMBER QTIS Class 3  
 Handicap - 1100m  
 30 January 2025 - 15:31  
 Track Rating: Good 4, Weather: Overcast, Rail Position: +0.5m  
 Entire



| Section                | Overall                  | 1000m                    | 800m                     | 600m                     | 400m                     | 200m                     |
|------------------------|--------------------------|--------------------------|--------------------------|--------------------------|--------------------------|--------------------------|
| Section Times          | 1:02.96 [5]<br>(0:07.81) | 0:55.15 [8]<br>(0:10.91) | 0:44.24 [8]<br>(0:11.11) | 0:33.13 [8]<br>(0:10.66) | 0:22.47 [8]<br>(0:10.85) | 0:11.62 [5]<br>(0:11.62) |
| Average Speed [km/h]   | 46.4                     | 65.3                     | 65.2                     | 67.8                     | 66.4                     | 62.0                     |
| Top Speed [km/h]       | 62.9                     | 67.3                     | 66.6                     | 68.9                     | 67.8                     | 64.3                     |
| Avg. Dist. to Rail [m] | 9.7                      | 1.8                      | 1.2                      | 3.4                      | 4.4                      | 6.4                      |
| Avg. Stride Freq. [Hz] | 2.2                      | 2.4                      | 2.4                      | 2.4                      | 2.4                      | 2.3                      |
| Avg. Stride Length [m] | 5.3                      | 7.5                      | 7.4                      | 7.7                      | 7.6                      | 7.4                      |



- [ ] Ranking at each section and finish
- .-.- No data available at this section
- NA No data available



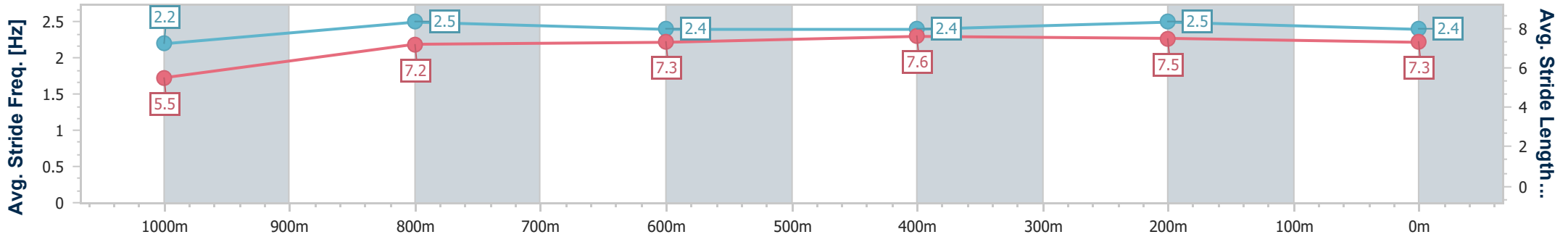
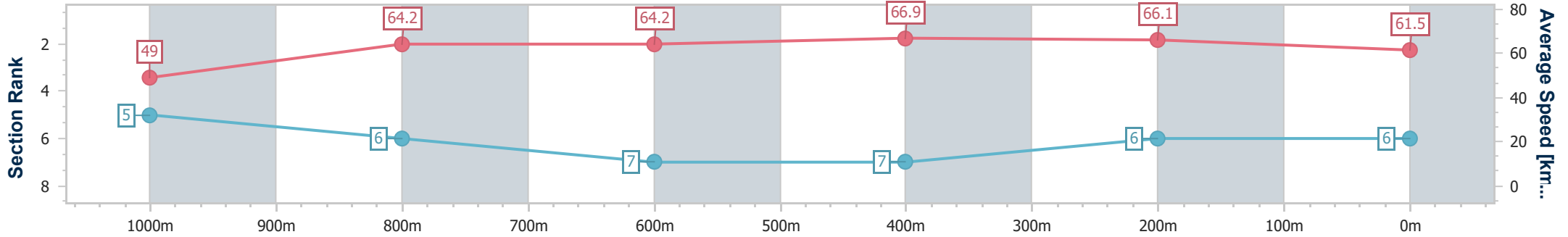
|                                |                   |
|--------------------------------|-------------------|
| Horse/Jockey Name              | Replace The Ace   |
| Final Rank                     | 6                 |
| Fastest Section Time (Section) | 0:07.34 (Overall) |
| Top Speed [km/h] (Section)     | 68.1 (600m)       |
| Race State                     | Finished          |



Rockhampton QLD Professional  
 Race 5: BECOME A RJC GOLD CLUB MEMBER QTIS Class 3  
 Handicap - 1100m  
 30 January 2025 - 15:31  
 Track Rating: Good 4, Weather: Overcast, Rail Position: +0.5m  
 Entire



| Section                | Overall                  | 1000m                    | 800m                     | 600m                     | 400m                     | 200m                     |
|------------------------|--------------------------|--------------------------|--------------------------|--------------------------|--------------------------|--------------------------|
| Section Times          | 1:03.04 [6]<br>(0:07.34) | 0:55.70 [5]<br>(0:11.09) | 0:44.61 [6]<br>(0:11.24) | 0:33.37 [7]<br>(0:10.78) | 0:22.59 [7]<br>(0:10.90) | 0:11.69 [6]<br>(0:11.69) |
| Average Speed [km/h]   | 49.0                     | 64.2                     | 64.2                     | 66.9                     | 66.1                     | 61.5                     |
| Top Speed [km/h]       | 62.0                     | 65.1                     | 66.0                     | 68.1                     | 67.8                     | 65.4                     |
| Avg. Dist. to Rail [m] | 5.5                      | 1.4                      | 0.7                      | 1.5                      | 2.5                      | 4.4                      |
| Avg. Stride Freq. [Hz] | 2.2                      | 2.5                      | 2.4                      | 2.4                      | 2.5                      | 2.4                      |
| Avg. Stride Length [m] | 5.5                      | 7.2                      | 7.3                      | 7.6                      | 7.5                      | 7.3                      |



- [ ] Ranking at each section and finish
- .-.- No data available at this section
- NA No data available



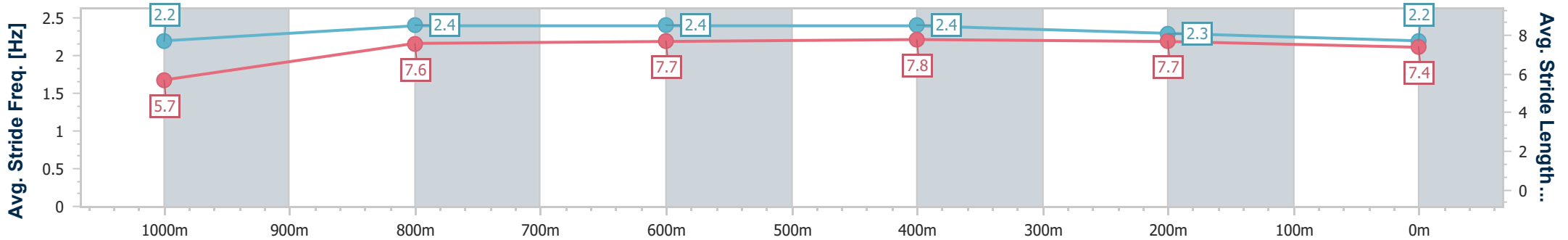
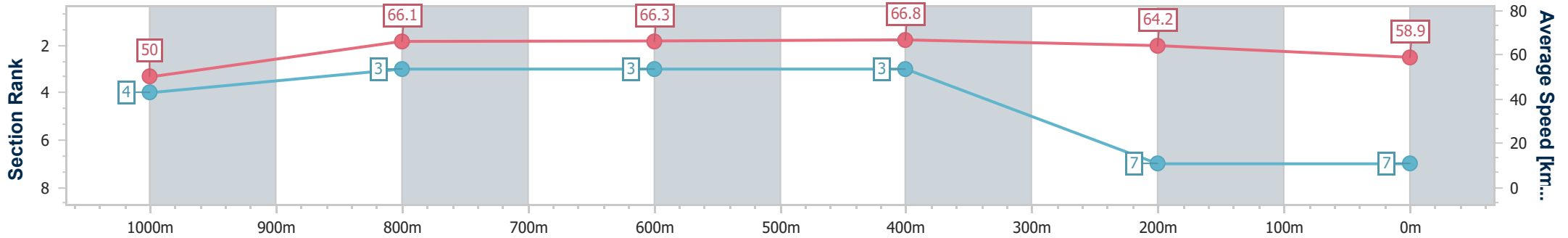
|                                |                   |
|--------------------------------|-------------------|
| Horse/Jockey Name              | Inatick           |
| Final Rank                     | 7                 |
| Fastest Section Time (Section) | 0:07.21 (Overall) |
| Top Speed [km/h] (Section)     | 68.1 (1000m)      |
| Race State                     | Finished          |



Rockhampton QLD Professional  
 Race 5: BECOME A RJC GOLD CLUB MEMBER QTIS Class 3  
 Handicap - 1100m  
 30 January 2025 - 15:31  
 Track Rating: Good 4, Weather: Overcast, Rail Position: +0.5m  
 Entire



| Section                | Overall                  | 1000m                    | 800m                     | 600m                     | 400m                     | 200m                     |
|------------------------|--------------------------|--------------------------|--------------------------|--------------------------|--------------------------|--------------------------|
| Section Times          | 1:03.69 [7]<br>(0:07.21) | 0:56.48 [4]<br>(0:11.01) | 0:45.47 [3]<br>(0:11.21) | 0:34.26 [3]<br>(0:10.83) | 0:23.43 [3]<br>(0:11.20) | 0:12.23 [7]<br>(0:12.23) |
| Average Speed [km/h]   | 50.0                     | 66.1                     | 66.3                     | 66.8                     | 64.2                     | 58.9                     |
| Top Speed [km/h]       | 62.1                     | 68.1                     | 68.0                     | 67.4                     | 66.8                     | 62.0                     |
| Avg. Dist. to Rail [m] | 12.3                     | 2.3                      | 4.0                      | 5.7                      | 6.5                      | 6.8                      |
| Avg. Stride Freq. [Hz] | 2.2                      | 2.4                      | 2.4                      | 2.4                      | 2.3                      | 2.2                      |
| Avg. Stride Length [m] | 5.7                      | 7.6                      | 7.7                      | 7.8                      | 7.7                      | 7.4                      |



- [ ] Ranking at each section and finish
- .-.- No data available at this section
- NA No data available



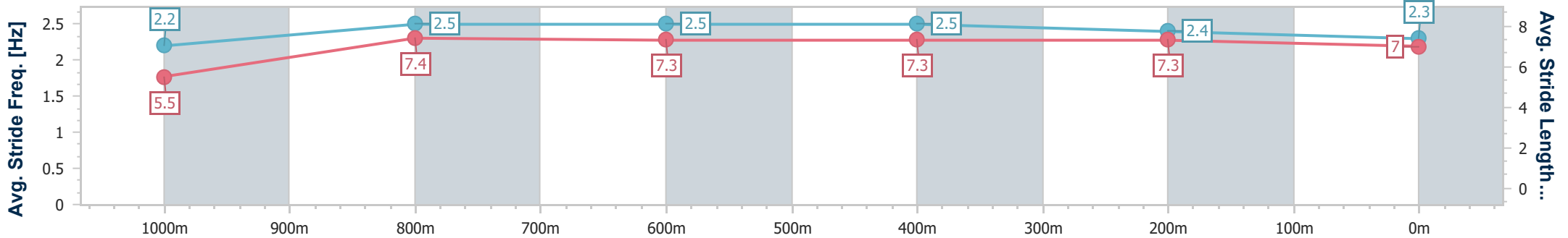
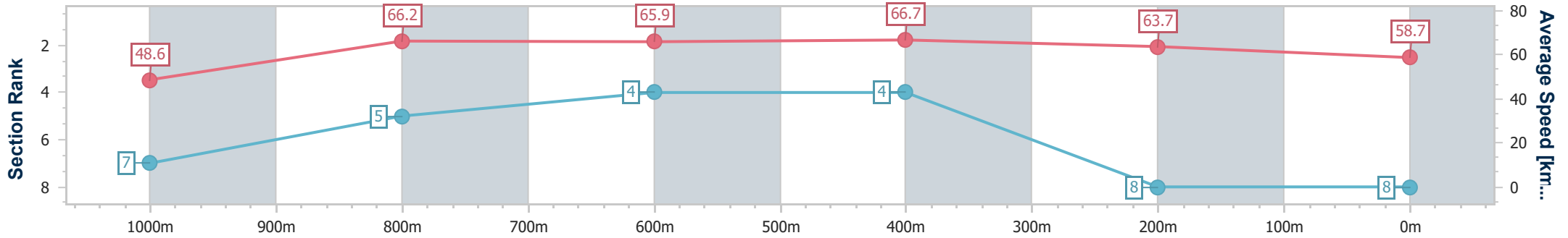
|                                |                   |
|--------------------------------|-------------------|
| Horse/Jockey Name              | More Stylish      |
| Final Rank                     | 8                 |
| Fastest Section Time (Section) | 0:07.44 (Overall) |
| Top Speed [km/h] (Section)     | 67.6 (600m)       |
| Race State                     | Finished          |



Rockhampton QLD Professional  
 Race 5: BECOME A RJC GOLD CLUB MEMBER QTIS Class 3  
 Handicap - 1100m  
 30 January 2025 - 15:31  
 Track Rating: Good 4, Weather: Overcast, Rail Position: +0.5m  
 Entire



| Section                | Overall                  | 1000m                    | 800m                     | 600m                     | 400m                     | 200m                     |  |  |  |  |  |  |  |  |
|------------------------|--------------------------|--------------------------|--------------------------|--------------------------|--------------------------|--------------------------|--|--|--|--|--|--|--|--|
| Section Times          | 1:03.87 [8]<br>(0:07.44) | 0:56.43 [7]<br>(0:10.87) | 0:45.56 [5]<br>(0:11.16) | 0:34.40 [4]<br>(0:10.81) | 0:23.59 [4]<br>(0:11.29) | 0:12.30 [8]<br>(0:12.30) |  |  |  |  |  |  |  |  |
| Average Speed [km/h]   | 48.6                     | 66.2                     | 65.9                     | 66.7                     | 63.7                     | 58.7                     |  |  |  |  |  |  |  |  |
| Top Speed [km/h]       | 65.1                     | 67.4                     | 66.4                     | 67.6                     | 65.9                     | 60.9                     |  |  |  |  |  |  |  |  |
| Avg. Dist. to Rail [m] | 7.8                      | 0.8                      | 2.6                      | 3.9                      | 4.9                      | 4.4                      |  |  |  |  |  |  |  |  |
| Avg. Stride Freq. [Hz] | 2.2                      | 2.5                      | 2.5                      | 2.5                      | 2.4                      | 2.3                      |  |  |  |  |  |  |  |  |
| Avg. Stride Length [m] | 5.5                      | 7.4                      | 7.3                      | 7.3                      | 7.3                      | 7.0                      |  |  |  |  |  |  |  |  |



- [ ] Ranking at each section and finish
- .-.- No data available at this section
- NA No data available



# Rockhampton QLD Professional

## Race 6: HARDCORE AND PINK LILY SANDS Class 6 Plate - 1500m

30 January 2025 - 16:10



Track Rating: Good 4, Weather: Overcast, Rail Position: +0.5m Entire

| Section     |                                   | Overall              | 1400m                | 1200m                | 1000m                    | 800m                     | 600m                     | 400m                     | Last 600m                |                          |                          |         |    |
|-------------|-----------------------------------|----------------------|----------------------|----------------------|--------------------------|--------------------------|--------------------------|--------------------------|--------------------------|--------------------------|--------------------------|---------|----|
| Field Times |                                   | 1:30.64<br>(0:08.18) | 1:22.46<br>(0:12.29) | 1:10.17<br>(0:12.30) | 0:57.87<br>(0:12.21)     | 0:45.66<br>(0:12.01)     | 0:33.65<br>(0:11.09)     | 0:22.56<br>(0:10.97)     | 0:33.65                  |                          |                          |         |    |
| Rank        | TAB Horse/Jockey                  | Barrier              | Top Speed [km/h]     | Fastest Section      |                          |                          |                          |                          | Distance Travelled [m]   |                          |                          |         |    |
| 1           | 1 ACROPHOBIC<br>Sean Cormack      | 2                    | 67.1<br>400m         | 0:08.18<br>Overall   | 1:30.64 [1]<br>(0:08.18) | 1:22.46 [1]<br>(0:12.29) | 1:10.17 [1]<br>(0:12.30) | 0:57.87 [1]<br>(0:12.21) | 0:45.66 [1]<br>(0:12.01) | 0:33.65 [1]<br>(0:11.09) | 0:22.56 [1]<br>(0:10.97) | 0:33.65 |    |
| 2           | 6 BRASCO<br>Adam Sewell           | 3                    | 66.7<br>400m         | 0:08.32<br>Overall   | 1:30.90 [2]<br>(0:08.32) | 1:22.58 [2]<br>(0:12.24) | 1:10.34 [2]<br>(0:12.31) | 0:58.03 [2]<br>(0:12.20) | 0:45.83 [2]<br>(0:12.03) | 0:33.80 [2]<br>(0:11.16) | 0:22.64 [2]<br>(0:10.94) | 0:33.80 | +6 |
| 3           | 8 GENERAL WOLFFE<br>Tahlia Fenlon | 1                    | 67.5<br>400m         | 0:08.47<br>Overall   | 1:30.93 [3]<br>(0:08.47) | 1:22.46 [3]<br>(0:12.35) | 1:10.11 [3]<br>(0:12.35) | 0:57.76 [3]<br>(0:12.09) | 0:45.67 [3]<br>(0:12.05) | 0:33.62 [3]<br>(0:11.09) | 0:22.53 [3]<br>(0:10.90) | 0:33.62 | -2 |

Scratched: Earl Of Devon (#7), Aidenabet (#2), Sensationabull (#3), Barney Rabble (#4), Talk Time (#5)

[ ] Ranking at each section and finish  
 -:-:-:- No data available at this section  
 NA No data available

SCN Saddle cloth number  
 DNF Did not finish  
 DNT Did not track



# Rockhampton QLD Professional

## Race 6: HARDCORE AND PINK LILY SANDS Class 6 Plate - 1500m

30 January 2025 - 16:10



Track Rating: Good 4, Weather: Overcast, Rail Position: +0.5m Entire

| Section     |     |  |         | 200m                 |                    |                          |         | Last 600m |                        |
|-------------|-----|--|---------|----------------------|--------------------|--------------------------|---------|-----------|------------------------|
| Field Times |     |  |         | 0:11.59<br>(0:11.59) |                    |                          |         | 0:33.65   |                        |
| Rank        | TAB | Horse/Jockey                           | Barrier | Top Speed [km/h]     | Fastest Section    | Margin                   |         |           | Distance Travelled [m] |
| 1           | 1   | <b>ACROPHOBIC</b><br>Sean Cormack      | 2       | 67.1<br>400m         | 0:08.18<br>Overall | 0:11.59 [1]<br>(0:11.59) | 1:30.64 |           | 0:33.65                |
| 2           | 6   | <b>BRASCO</b><br>Adam Sewell           | 3       | 66.7<br>400m         | 0:08.32<br>Overall | 0:11.70 [2]<br>(0:11.70) | 1.5L    |           | 0:33.80 +6             |
| 3           | 8   | <b>GENERAL WOLFFE</b><br>Tahlia Fenlon | 1       | 67.5<br>400m         | 0:08.47<br>Overall | 0:11.63 [3]<br>(0:11.63) | 1.69L   |           | 0:33.62 -2             |

Scratched: Earl Of Devon (#7), Aidenabet (#2), Sensationabull (#3), Barney Rabble (#4), Talk Time (#5)

[ ] Ranking at each section and finish  
 -:-:-:- No data available at this section  
 NA No data available

SCN Saddle cloth number  
 DNF Did not finish  
 DNT Did not track



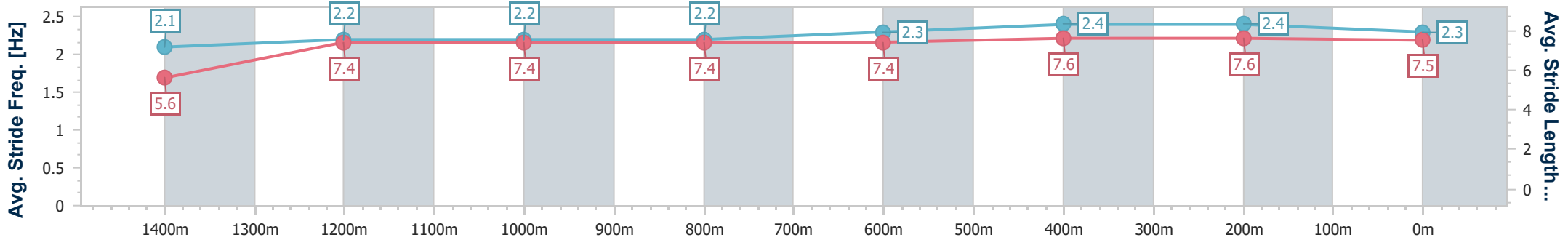
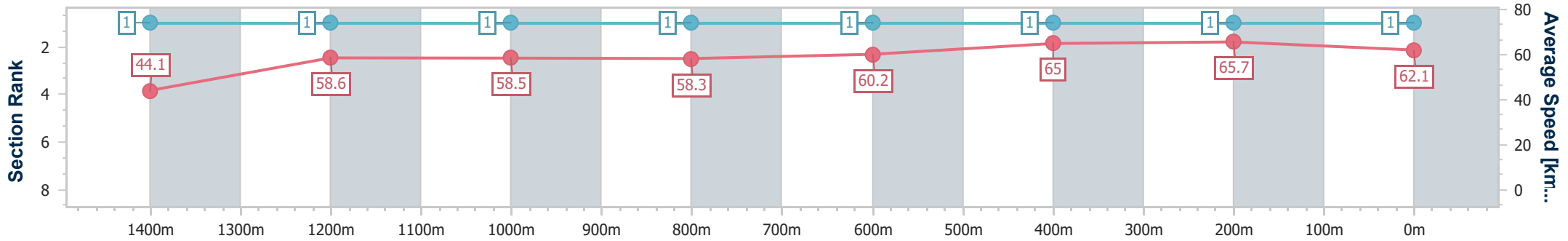
|                                |                   |
|--------------------------------|-------------------|
| Horse/Jockey Name              | Acrophobic        |
| Final Rank                     | 1                 |
| Fastest Section Time (Section) | 0:08.18 (Overall) |
| Top Speed [km/h] (Section)     | 67.1 (400m)       |
| Race State                     | Finished          |



Rockhampton QLD Professional  
 Race 6: HARDCORE AND PINK LILY SANDS Class 6 Plate - 1500m  
 30 January 2025 - 16:10  
 Track Rating: Good 4, Weather: Overcast, Rail Position: +0.5m Entire



| Section                | Overall                  | 1400m                    | 1200m                    | 1000m                    | 800m                     | 600m                     | 400m                     | 200m                     |  |  |  |  |  |  |
|------------------------|--------------------------|--------------------------|--------------------------|--------------------------|--------------------------|--------------------------|--------------------------|--------------------------|--|--|--|--|--|--|
| Section Times          | 1:30.64 [1]<br>(0:08.18) | 1:22.46 [1]<br>(0:12.29) | 1:10.17 [1]<br>(0:12.30) | 0:57.87 [1]<br>(0:12.21) | 0:45.66 [1]<br>(0:12.01) | 0:33.65 [1]<br>(0:11.09) | 0:22.56 [1]<br>(0:10.97) | 0:11.59 [1]<br>(0:11.59) |  |  |  |  |  |  |
| Average Speed [km/h]   | 44.1                     | 58.6                     | 58.5                     | 58.3                     | 60.2                     | 65.0                     | 65.7                     | 62.1                     |  |  |  |  |  |  |
| Top Speed [km/h]       | 57.1                     | 59.1                     | 59.0                     | 59.2                     | 63.0                     | 66.7                     | 67.1                     | 65.6                     |  |  |  |  |  |  |
| Avg. Dist. to Rail [m] | 4.1                      | 0.5                      | 1.6                      | 1.7                      | 1.3                      | 2.2                      | 2.1                      | 2.1                      |  |  |  |  |  |  |
| Avg. Stride Freq. [Hz] | 2.1                      | 2.2                      | 2.2                      | 2.2                      | 2.3                      | 2.4                      | 2.4                      | 2.3                      |  |  |  |  |  |  |
| Avg. Stride Length [m] | 5.6                      | 7.4                      | 7.4                      | 7.4                      | 7.4                      | 7.6                      | 7.6                      | 7.5                      |  |  |  |  |  |  |



- [ ] Ranking at each section and finish
- .-.- No data available at this section
- NA No data available



|                                |                   |
|--------------------------------|-------------------|
| Horse/Jockey Name              | Brasco            |
| Final Rank                     | 2                 |
| Fastest Section Time (Section) | 0:08.32 (Overall) |
| Top Speed [km/h] (Section)     | 66.7 (400m)       |
| Race State                     | Finished          |



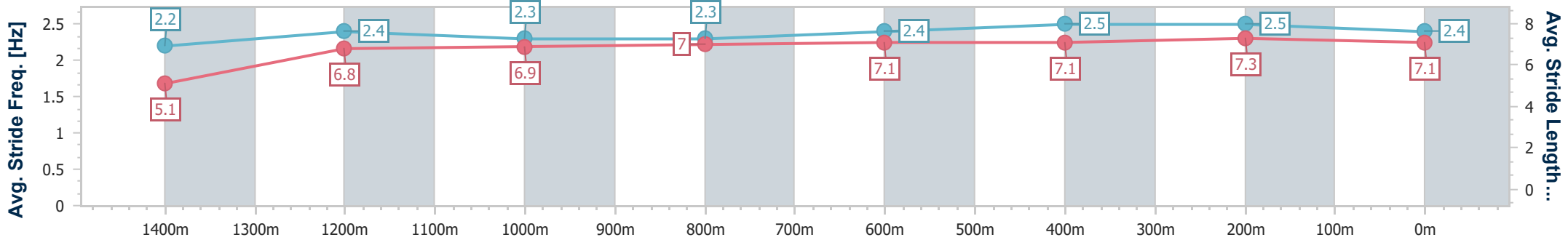
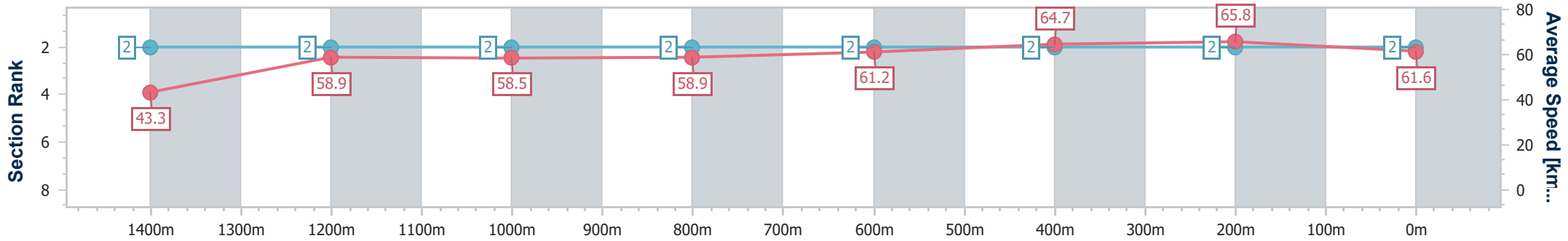
Rockhampton QLD Professional  
Race 6: HARDCORE AND PINK LILY SANDS Class 6 Plate - 1500m



30 January 2025 - 16:10

Track Rating: Good 4, Weather: Overcast, Rail Position: +0.5m Entire

| Section                | Overall                  | 1400m                    | 1200m                    | 1000m                    | 800m                     | 600m                     | 400m                     | 200m                     |  |  |  |  |  |  |
|------------------------|--------------------------|--------------------------|--------------------------|--------------------------|--------------------------|--------------------------|--------------------------|--------------------------|--|--|--|--|--|--|
| Section Times          | 1:30.90 [2]<br>(0:08.32) | 1:22.58 [2]<br>(0:12.24) | 1:10.34 [2]<br>(0:12.31) | 0:58.03 [2]<br>(0:12.20) | 0:45.83 [2]<br>(0:12.03) | 0:33.80 [2]<br>(0:11.16) | 0:22.64 [2]<br>(0:10.94) | 0:11.70 [2]<br>(0:11.70) |  |  |  |  |  |  |
| Average Speed [km/h]   | 43.3                     | 58.9                     | 58.5                     | 58.9                     | 61.2                     | 64.7                     | 65.8                     | 61.6                     |  |  |  |  |  |  |
| Top Speed [km/h]       | 56.3                     | 59.6                     | 59.3                     | 59.8                     | 63.0                     | 65.8                     | 66.7                     | 63.6                     |  |  |  |  |  |  |
| Avg. Dist. to Rail [m] | 6.4                      | 1.1                      | 0.2                      | 0.4                      | 2.7                      | 5.1                      | 4.7                      | 5.4                      |  |  |  |  |  |  |
| Avg. Stride Freq. [Hz] | 2.2                      | 2.4                      | 2.3                      | 2.3                      | 2.4                      | 2.5                      | 2.5                      | 2.4                      |  |  |  |  |  |  |
| Avg. Stride Length [m] | 5.1                      | 6.8                      | 6.9                      | 7.0                      | 7.1                      | 7.1                      | 7.3                      | 7.1                      |  |  |  |  |  |  |



- [ ] Ranking at each section and finish
- .-.- No data available at this section
- NA No data available





|                                |                   |
|--------------------------------|-------------------|
| Horse/Jockey Name              | General Wolffe    |
| Final Rank                     | 3                 |
| Fastest Section Time (Section) | 0:08.47 (Overall) |
| Top Speed [km/h] (Section)     | 67.5 (400m)       |
| Race State                     | Finished          |



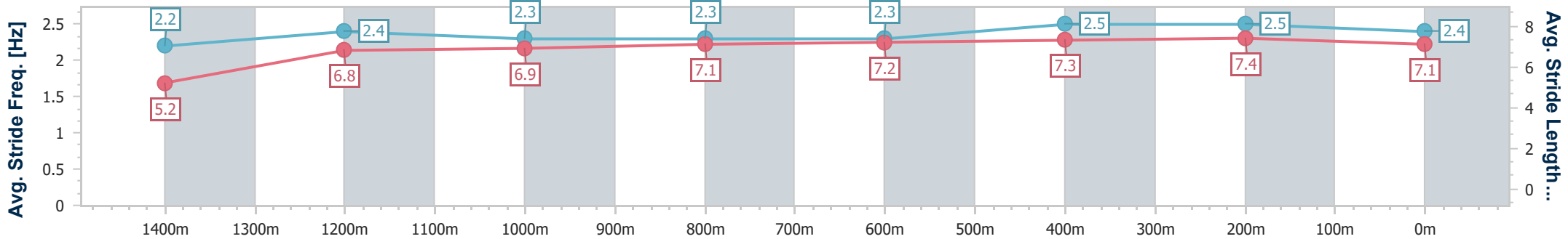
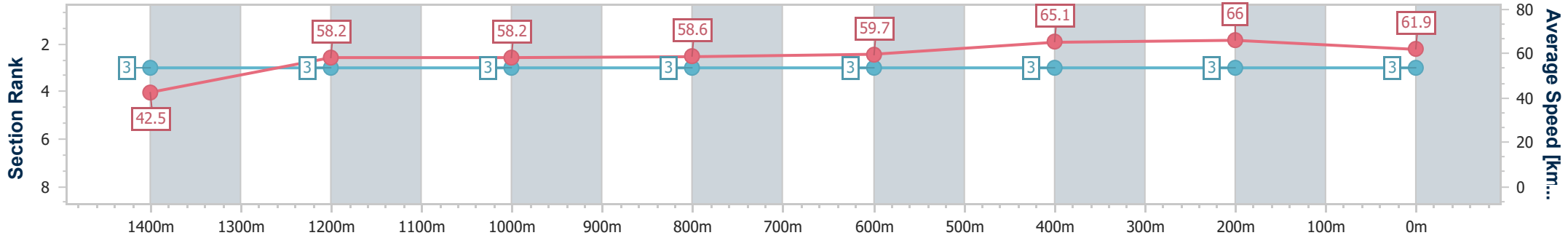
Rockhampton QLD Professional  
Race 6: HARDCORE AND PINK LILY SANDS Class 6 Plate - 1500m



30 January 2025 - 16:10

Track Rating: Good 4, Weather: Overcast, Rail Position: +0.5m Entire

| Section                | Overall                  | 1400m                    | 1200m                    | 1000m                    | 800m                     | 600m                     | 400m                     | 200m                     |  |  |  |  |  |  |
|------------------------|--------------------------|--------------------------|--------------------------|--------------------------|--------------------------|--------------------------|--------------------------|--------------------------|--|--|--|--|--|--|
| Section Times          | 1:30.93 [3]<br>(0:08.47) | 1:22.46 [3]<br>(0:12.35) | 1:10.11 [3]<br>(0:12.35) | 0:57.76 [3]<br>(0:12.09) | 0:45.67 [3]<br>(0:12.05) | 0:33.62 [3]<br>(0:11.09) | 0:22.53 [3]<br>(0:10.90) | 0:11.63 [3]<br>(0:11.63) |  |  |  |  |  |  |
| Average Speed [km/h]   | 42.5                     | 58.2                     | 58.2                     | 58.6                     | 59.7                     | 65.1                     | 66.0                     | 61.9                     |  |  |  |  |  |  |
| Top Speed [km/h]       | 55.8                     | 59.8                     | 59.1                     | 59.4                     | 62.5                     | 67.3                     | 67.5                     | 64.9                     |  |  |  |  |  |  |
| Avg. Dist. to Rail [m] | 2.4                      | 1.8                      | 2.6                      | 2.8                      | 1.5                      | 5.1                      | 6.1                      | 4.6                      |  |  |  |  |  |  |
| Avg. Stride Freq. [Hz] | 2.2                      | 2.4                      | 2.3                      | 2.3                      | 2.3                      | 2.5                      | 2.5                      | 2.4                      |  |  |  |  |  |  |
| Avg. Stride Length [m] | 5.2                      | 6.8                      | 6.9                      | 7.1                      | 7.2                      | 7.3                      | 7.4                      | 7.1                      |  |  |  |  |  |  |



- [ ] Ranking at each section and finish
- .-.- No data available at this section
- NA No data available



# Rockhampton QLD Professional

## Race 7: BOOK VALENTINE'S DAY TRACKSIDE BENCHMARK 65

### Handicap - 1300m

30 January 2025 - 16:50



Track Rating: Good 4, Weather: Overcast, Rail Position: +0.5m Entire

| Section     |   | Overall              | 1200m                | 1000m                | 800m                     | 600m                     | 400m                     | Last 600m                |                          |                          |         |    |
|-------------|---|----------------------|----------------------|----------------------|--------------------------|--------------------------|--------------------------|--------------------------|--------------------------|--------------------------|---------|----|
| Field Times |   | 1:15.36<br>(0:07.47) | 1:07.89<br>(0:10.93) | 0:56.96<br>(0:10.86) | 0:46.10<br>(0:11.20)     | 0:34.90<br>(0:11.17)     | 0:23.73<br>(0:11.62)     | 0:34.90                  |                          |                          |         |    |
| Rank        | TAB Horse/Jockey                            | Barrier              | Top Speed [km/h]     | Fastest Section      | Distance Travelled [m]   |                          |                          |                          |                          |                          |         |    |
| 1           | 5 <b>SRINI</b><br>Sean Cormack              | 3                    | 67.7<br>600m         | 0:07.92<br>Overall   | 1:15.36 [1]<br>(0:07.92) | 1:07.44 [5]<br>(0:11.35) | 0:56.09 [6]<br>(0:11.00) | 0:45.09 [5]<br>(0:11.23) | 0:33.86 [5]<br>(0:10.81) | 0:23.05 [5]<br>(0:11.02) | 0:33.86 |    |
| 2           | 2 <b>DIVINE PURPOSE</b><br>Justin Stanley   | 7                    | 68.3<br>600m         | 0:08.05<br>Overall   | 1:15.50 [2]<br>(0:08.05) | 1:07.45 [7]<br>(0:11.51) | 0:55.94 [7]<br>(0:11.10) | 0:44.84 [7]<br>(0:11.12) | 0:33.72 [7]<br>(0:10.69) | 0:23.03 [6]<br>(0:11.03) | 0:33.72 | +2 |
| 3           | 3 <b>SIR GRACE</b><br>Warwick Satherley     | 2                    | 66.7<br>600m         | 0:07.75<br>Overall   | 1:15.60 [3]<br>(0:07.75) | 1:07.85 [3]<br>(0:11.11) | 0:56.74 [3]<br>(0:11.09) | 0:45.65 [3]<br>(0:11.22) | 0:34.43 [3]<br>(0:10.93) | 0:23.50 [4]<br>(0:11.22) | 0:34.43 | +1 |
| 4           | 7 <b>MONEY MAN</b><br>Nikki Olzard          | 4                    | 67.6<br>1000m        | 0:07.63<br>Overall   | 1:15.75 [4]<br>(0:07.63) | 1:08.12 [2]<br>(0:10.89) | 0:57.23 [2]<br>(0:10.90) | 0:46.33 [2]<br>(0:11.19) | 0:35.14 [2]<br>(0:11.10) | 0:24.04 [2]<br>(0:11.55) | 0:35.14 | +2 |
| 5           | 6 <b>SUNDARA</b><br>Ashley Butler           | 5                    | 67.7<br>600m         | 0:07.82<br>Overall   | 1:15.81 [5]<br>(0:07.82) | 1:07.99 [4]<br>(0:11.16) | 0:56.83 [4]<br>(0:11.16) | 0:45.67 [4]<br>(0:11.16) | 0:34.51 [4]<br>(0:10.78) | 0:23.73 [3]<br>(0:11.17) | 0:34.51 | +3 |
| 6           | 1 <b>VIENNAWAITSFORYOU</b><br>Olivia Kendal | 1                    | 68.2<br>1000m        | 0:07.47<br>Overall   | 1:16.54 [6]<br>(0:07.47) | 1:09.07 [1]<br>(0:10.93) | 0:58.14 [1]<br>(0:10.86) | 0:47.28 [1]<br>(0:11.20) | 0:36.08 [1]<br>(0:11.17) | 0:24.91 [1]<br>(0:11.74) | 0:36.08 | -1 |
| 7           | 4 <b>PREPOTENT</b><br>Paul Hamblin          | 6                    | 67.0<br>600m         | 0:07.96<br>Overall   | 1:16.70 [7]<br>(0:07.96) | 1:08.74 [6]<br>(0:11.28) | 0:57.46 [5]<br>(0:11.15) | 0:46.31 [6]<br>(0:11.17) | 0:35.14 [6]<br>(0:10.98) | 0:24.16 [7]<br>(0:11.45) | 0:35.14 | +1 |

Scratched: Our Heart Throb (#8)

[ ] Ranking at each section and finish  
 -:-:- No data available at this section  
 NA No data available

SCN Saddle cloth number  
 DNF Did not finish  
 DNT Did not track



**Rockhampton QLD Professional**  
**Race 7: BOOK VALENTINE'S DAY TRACKSIDE BENCHMARK 65**  
**Handicap - 1300m**  
**30 January 2025 - 16:50**



Track Rating: Good 4, Weather: Overcast, Rail Position: +0.5m Entire

| Section     |     |   |         | 200m                 |                    |                          |         | Last 600m |                        |    |
|-------------|-----|---|---------|----------------------|--------------------|--------------------------|---------|-----------|------------------------|----|
| Field Times |     |   |         | 0:12.11<br>(0:12.11) |                    |                          |         | 0:34.90   |                        |    |
| Rank        | TAB | Horse/Jockey                              | Barrier | Top Speed [km/h]     | Fastest Section    | Margin                   |         |           | Distance Travelled [m] |    |
| 1           | 5   | <b>SRINI</b><br>Sean Cormack              | 3       | 67.7<br>600m         | 0:07.92<br>Overall | 0:12.03 [4]<br>(0:12.03) | 1:15.36 |           | 0:33.86                |    |
| 2           | 2   | <b>DIVINE PURPOSE</b><br>Justin Stanley   | 7       | 68.3<br>600m         | 0:08.05<br>Overall | 0:12.00 [6]<br>(0:12.00) | 0.83L   |           | 0:33.72                | +2 |
| 3           | 3   | <b>SIR GRACE</b><br>Warwick Satherley     | 2       | 66.7<br>600m         | 0:07.75<br>Overall | 0:12.28 [3]<br>(0:12.28) | 1.44L   |           | 0:34.43                | +1 |
| 4           | 7   | <b>MONEY MAN</b><br>Nikki Olzard          | 4       | 67.6<br>1000m        | 0:07.63<br>Overall | 0:12.49 [2]<br>(0:12.49) | 2.32L   |           | 0:35.14                | +2 |
| 5           | 6   | <b>SUNDARA</b><br>Ashley Butler           | 5       | 67.7<br>600m         | 0:07.82<br>Overall | 0:12.56 [1]<br>(0:12.56) | 2.65L   |           | 0:34.51                | +3 |
| 6           | 1   | <b>VIENNAWAITSFORYOU</b><br>Olivia Kendal | 1       | 68.2<br>1000m        | 0:07.47<br>Overall | 0:13.17 [5]<br>(0:13.17) | 6.96L   |           | 0:36.08                | -1 |
| 7           | 4   | <b>PREPOTENT</b><br>Paul Hamblin          | 6       | 67.0<br>600m         | 0:07.96<br>Overall | 0:12.71 [7]<br>(0:12.71) | 7.89L   |           | 0:35.14                | +1 |

Scratched: Our Heart Throb (#8)



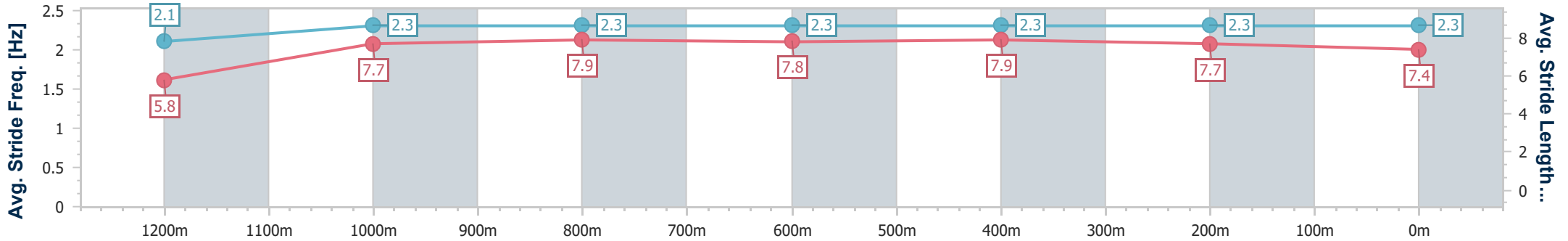
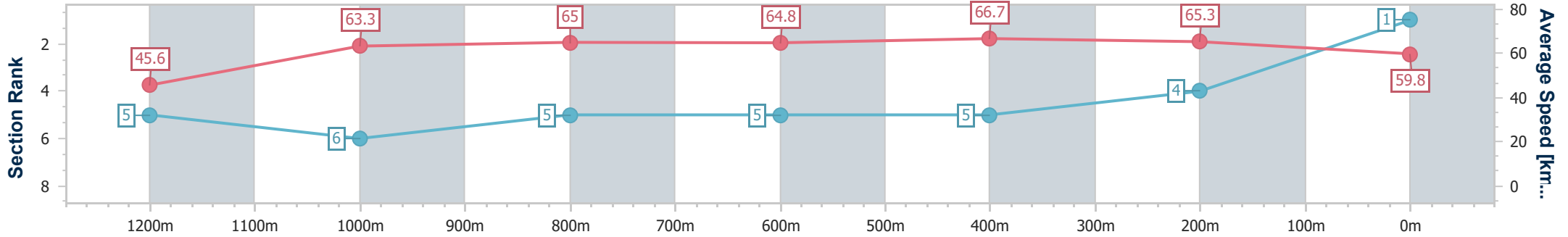
|                                |                   |
|--------------------------------|-------------------|
| Horse/Jockey Name              | Srini             |
| Final Rank                     | 1                 |
| Fastest Section Time (Section) | 0:07.92 (Overall) |
| Top Speed [km/h] (Section)     | 67.7 (600m)       |
| Race State                     | Finished          |



Rockhampton QLD Professional  
 Race 7: BOOK VALENTINE'S DAY TRACKSIDE BENCHMARK  
 65 Handicap - 1300m  
 30 January 2025 - 16:50  
 Track Rating: Good 4, Weather: Overcast, Rail Position: +0.5m Entire



| Section                | Overall                  | 1200m                    | 1000m                    | 800m                     | 600m                     | 400m                     | 200m                     |
|------------------------|--------------------------|--------------------------|--------------------------|--------------------------|--------------------------|--------------------------|--------------------------|
| Section Times          | 1:15.36 [1]<br>(0:07.92) | 1:07.44 [5]<br>(0:11.35) | 0:56.09 [6]<br>(0:11.00) | 0:45.09 [5]<br>(0:11.23) | 0:33.86 [5]<br>(0:10.81) | 0:23.05 [5]<br>(0:11.02) | 0:12.03 [4]<br>(0:12.03) |
| Average Speed [km/h]   | 45.6                     | 63.3                     | 65.0                     | 64.8                     | 66.7                     | 65.3                     | 59.8                     |
| Top Speed [km/h]       | 59.2                     | 65.3                     | 65.8                     | 66.9                     | 67.7                     | 67.1                     | 64.3                     |
| Avg. Dist. to Rail [m] | 4.2                      | 1.3                      | 1.2                      | 1.4                      | 4.4                      | 8.4                      | 10.8                     |
| Avg. Stride Freq. [Hz] | 2.1                      | 2.3                      | 2.3                      | 2.3                      | 2.3                      | 2.3                      | 2.3                      |
| Avg. Stride Length [m] | 5.8                      | 7.7                      | 7.9                      | 7.8                      | 7.9                      | 7.7                      | 7.4                      |



- [ ] Ranking at each section and finish
- .-.- No data available at this section
- NA No data available



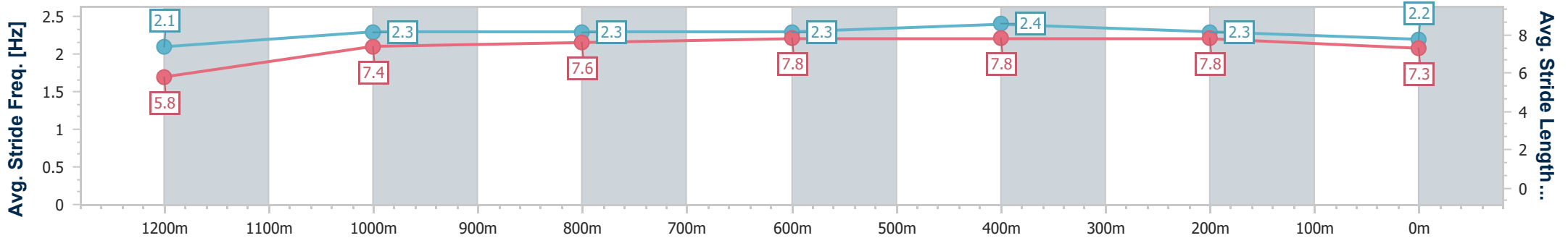
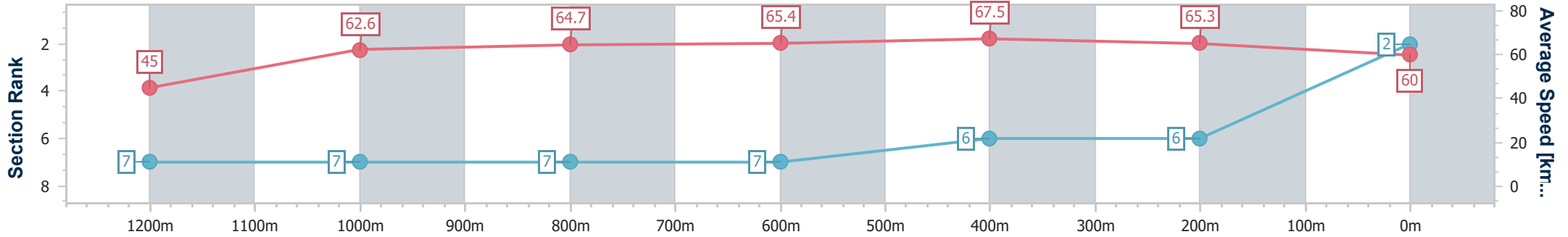
|                                |                   |
|--------------------------------|-------------------|
| Horse/Jockey Name              | Divine Purpose    |
| Final Rank                     | 2                 |
| Fastest Section Time (Section) | 0:08.05 (Overall) |
| Top Speed [km/h] (Section)     | 68.3 (600m)       |
| Race State                     | Finished          |



Rockhampton QLD Professional  
 Race 7: BOOK VALENTINE'S DAY TRACKSIDE BENCHMARK  
 65 Handicap - 1300m  
 30 January 2025 - 16:50  
 Track Rating: Good 4, Weather: Overcast, Rail Position: +0.5m  
 Entire



| Section                | Overall                  | 1200m                    | 1000m                    | 800m                     | 600m                     | 400m                     | 200m                     |
|------------------------|--------------------------|--------------------------|--------------------------|--------------------------|--------------------------|--------------------------|--------------------------|
| Section Times          | 1:15.50 [2]<br>(0:08.05) | 1:07.45 [7]<br>(0:11.51) | 0:55.94 [7]<br>(0:11.10) | 0:44.84 [7]<br>(0:11.12) | 0:33.72 [7]<br>(0:10.69) | 0:23.03 [6]<br>(0:11.03) | 0:12.00 [6]<br>(0:12.00) |
| Average Speed [km/h]   | 45.0                     | 62.6                     | 64.7                     | 65.4                     | 67.5                     | 65.3                     | 60.0                     |
| Top Speed [km/h]       | 58.7                     | 65.3                     | 65.8                     | 67.1                     | 68.3                     | 67.6                     | 62.9                     |
| Avg. Dist. to Rail [m] | 8.9                      | 1.1                      | 0.6                      | 1.4                      | 1.6                      | 2.6                      | 2.4                      |
| Avg. Stride Freq. [Hz] | 2.1                      | 2.3                      | 2.3                      | 2.3                      | 2.4                      | 2.3                      | 2.2                      |
| Avg. Stride Length [m] | 5.8                      | 7.4                      | 7.6                      | 7.8                      | 7.8                      | 7.8                      | 7.3                      |



- [ ] Ranking at each section and finish
- .-.- No data available at this section
- NA No data available



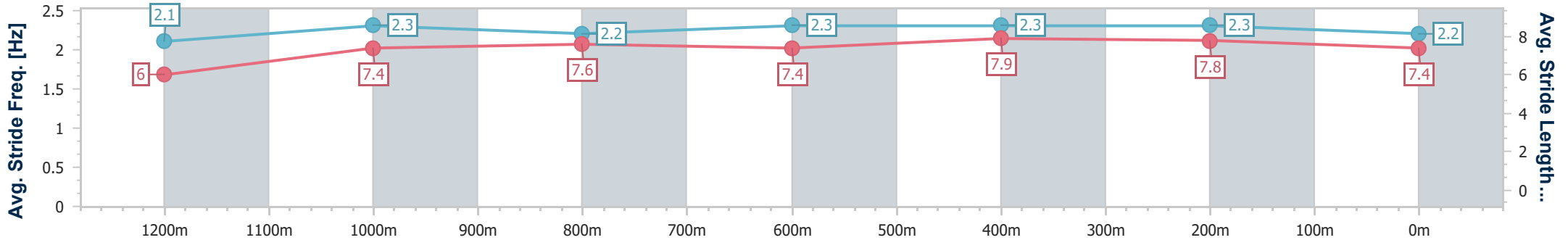
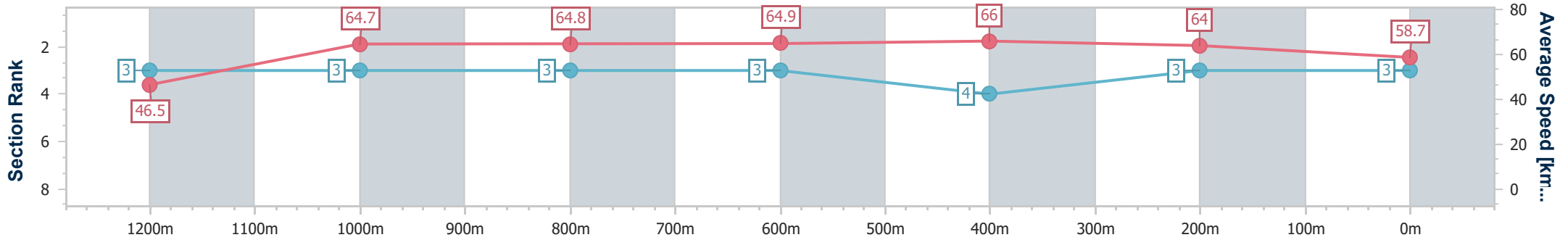
|                                |                   |
|--------------------------------|-------------------|
| Horse/Jockey Name              | Sir Grace         |
| Final Rank                     | 3                 |
| Fastest Section Time (Section) | 0:07.75 (Overall) |
| Top Speed [km/h] (Section)     | 66.7 (600m)       |
| Race State                     | Finished          |



Rockhampton QLD Professional  
 Race 7: BOOK VALENTINE'S DAY TRACKSIDE BENCHMARK  
 65 Handicap - 1300m  
 30 January 2025 - 16:50  
 Track Rating: Good 4, Weather: Overcast, Rail Position: +0.5m Entire



| Section                | Overall                  | 1200m                    | 1000m                    | 800m                     | 600m                     | 400m                     | 200m                     |
|------------------------|--------------------------|--------------------------|--------------------------|--------------------------|--------------------------|--------------------------|--------------------------|
| Section Times          | 1:15.60 [3]<br>(0:07.75) | 1:07.85 [3]<br>(0:11.11) | 0:56.74 [3]<br>(0:11.09) | 0:45.65 [3]<br>(0:11.22) | 0:34.43 [3]<br>(0:10.93) | 0:23.50 [4]<br>(0:11.22) | 0:12.28 [3]<br>(0:12.28) |
| Average Speed [km/h]   | 46.5                     | 64.7                     | 64.8                     | 64.9                     | 66.0                     | 64.0                     | 58.7                     |
| Top Speed [km/h]       | 62.3                     | 65.9                     | 65.8                     | 65.8                     | 66.7                     | 66.3                     | 61.7                     |
| Avg. Dist. to Rail [m] | 3.6                      | 0.8                      | 0.4                      | 1.4                      | 2.9                      | 4.4                      | 5.4                      |
| Avg. Stride Freq. [Hz] | 2.1                      | 2.3                      | 2.2                      | 2.3                      | 2.3                      | 2.3                      | 2.2                      |
| Avg. Stride Length [m] | 6.0                      | 7.4                      | 7.6                      | 7.4                      | 7.9                      | 7.8                      | 7.4                      |



- [ ] Ranking at each section and finish
- .-.- No data available at this section
- NA No data available



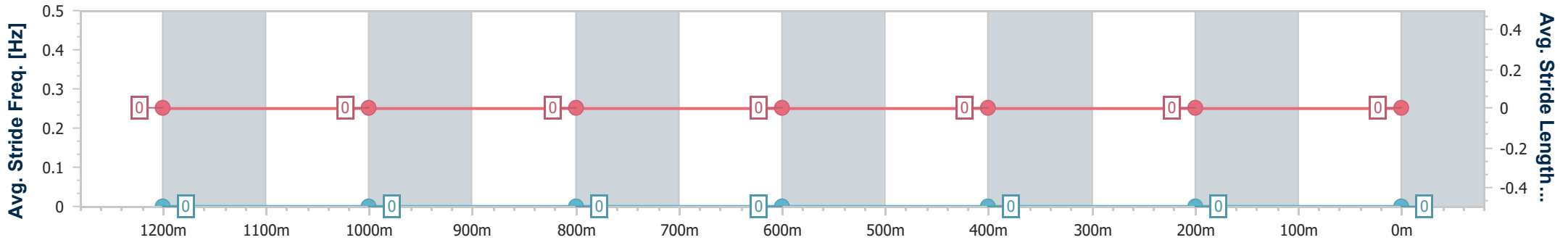
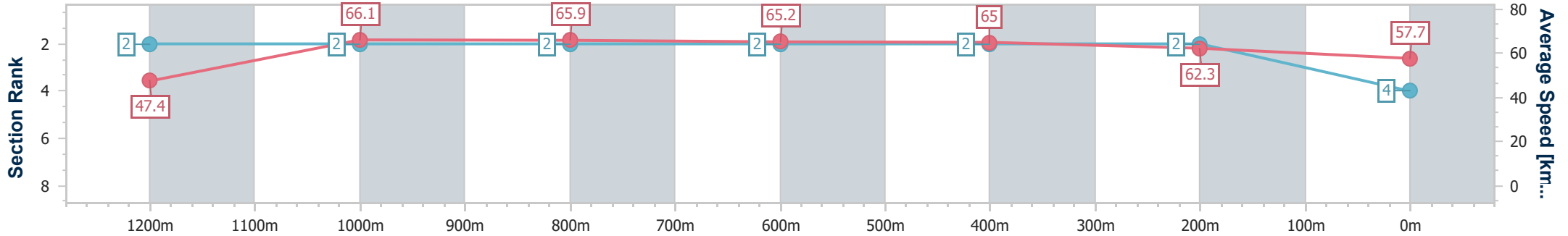
|                                |                   |
|--------------------------------|-------------------|
| Horse/Jockey Name              | Money Man         |
| Final Rank                     | 4                 |
| Fastest Section Time (Section) | 0:07.63 (Overall) |
| Top Speed [km/h] (Section)     | 67.6 (1000m)      |
| Race State                     | Finished          |



Rockhampton QLD Professional  
 Race 7: BOOK VALENTINE'S DAY TRACKSIDE BENCHMARK  
 65 Handicap - 1300m  
 30 January 2025 - 16:50  
 Track Rating: Good 4, Weather: Overcast, Rail Position: +0.5m Entire



| Section                | Overall                  | 1200m                    | 1000m                    | 800m                     | 600m                     | 400m                     | 200m                     |  |  |  |  |  |  |
|------------------------|--------------------------|--------------------------|--------------------------|--------------------------|--------------------------|--------------------------|--------------------------|--|--|--|--|--|--|
| Section Times          | 1:15.75 [4]<br>(0:07.63) | 1:08.12 [2]<br>(0:10.89) | 0:57.23 [2]<br>(0:10.90) | 0:46.33 [2]<br>(0:11.19) | 0:35.14 [2]<br>(0:11.10) | 0:24.04 [2]<br>(0:11.55) | 0:12.49 [2]<br>(0:12.49) |  |  |  |  |  |  |
| Average Speed [km/h]   | 47.4                     | 66.1                     | 65.9                     | 65.2                     | 65.0                     | 62.3                     | 57.7                     |  |  |  |  |  |  |
| Top Speed [km/h]       | 63.2                     | 67.5                     | 67.6                     | 65.8                     | 65.8                     | 64.9                     | 60.1                     |  |  |  |  |  |  |
| Avg. Dist. to Rail [m] | 5.6                      | 0.4                      | 0.3                      | 1.7                      | 2.1                      | 2.6                      | 3.0                      |  |  |  |  |  |  |
| Avg. Stride Freq. [Hz] | ---                      | ---                      | ---                      | ---                      | ---                      | ---                      | ---                      |  |  |  |  |  |  |
| Avg. Stride Length [m] | ---                      | ---                      | ---                      | ---                      | ---                      | ---                      | ---                      |  |  |  |  |  |  |



- [ ] Ranking at each section and finish
- No data available at this section
- NA No data available



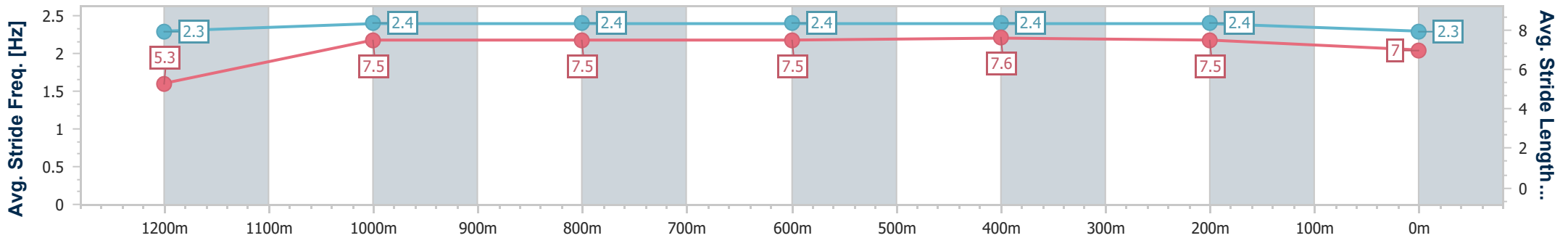
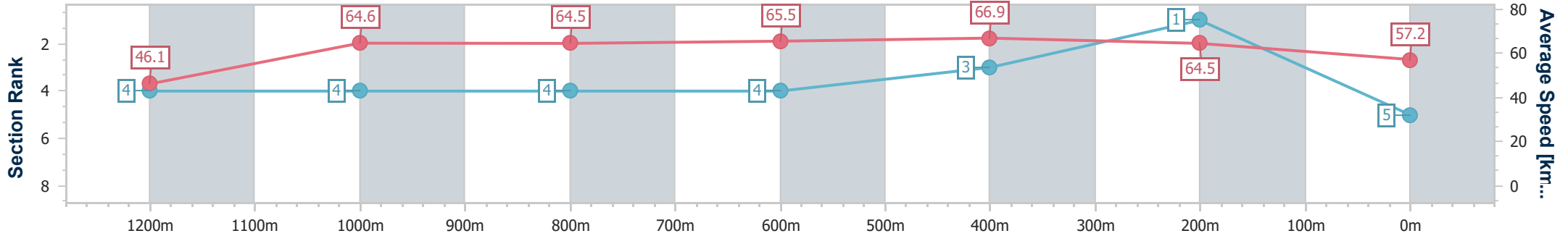
|                                |                   |
|--------------------------------|-------------------|
| Horse/Jockey Name              | Sundara           |
| Final Rank                     | 5                 |
| Fastest Section Time (Section) | 0:07.82 (Overall) |
| Top Speed [km/h] (Section)     | 67.7 (600m)       |
| Race State                     | Finished          |



Rockhampton QLD Professional  
 Race 7: BOOK VALENTINE'S DAY TRACKSIDE BENCHMARK  
 65 Handicap - 1300m  
 30 January 2025 - 16:50  
 Track Rating: Good 4, Weather: Overcast, Rail Position: +0.5m Entire



| Section                | Overall                  | 1200m                    | 1000m                    | 800m                     | 600m                     | 400m                     | 200m                     |
|------------------------|--------------------------|--------------------------|--------------------------|--------------------------|--------------------------|--------------------------|--------------------------|
| Section Times          | 1:15.81 [5]<br>(0:07.82) | 1:07.99 [4]<br>(0:11.16) | 0:56.83 [4]<br>(0:11.16) | 0:45.67 [4]<br>(0:11.16) | 0:34.51 [4]<br>(0:10.78) | 0:23.73 [3]<br>(0:11.17) | 0:12.56 [1]<br>(0:12.56) |
| Average Speed [km/h]   | 46.1                     | 64.6                     | 64.5                     | 65.5                     | 66.9                     | 64.5                     | 57.2                     |
| Top Speed [km/h]       | 62.4                     | 65.5                     | 66.1                     | 67.0                     | 67.7                     | 67.1                     | 61.8                     |
| Avg. Dist. to Rail [m] | 6.5                      | 0.3                      | 0.5                      | 1.9                      | 3.4                      | 5.2                      | 6.7                      |
| Avg. Stride Freq. [Hz] | 2.3                      | 2.4                      | 2.4                      | 2.4                      | 2.4                      | 2.4                      | 2.3                      |
| Avg. Stride Length [m] | 5.3                      | 7.5                      | 7.5                      | 7.5                      | 7.6                      | 7.5                      | 7.0                      |



- [ ] Ranking at each section and finish
- .-.- No data available at this section
- NA No data available





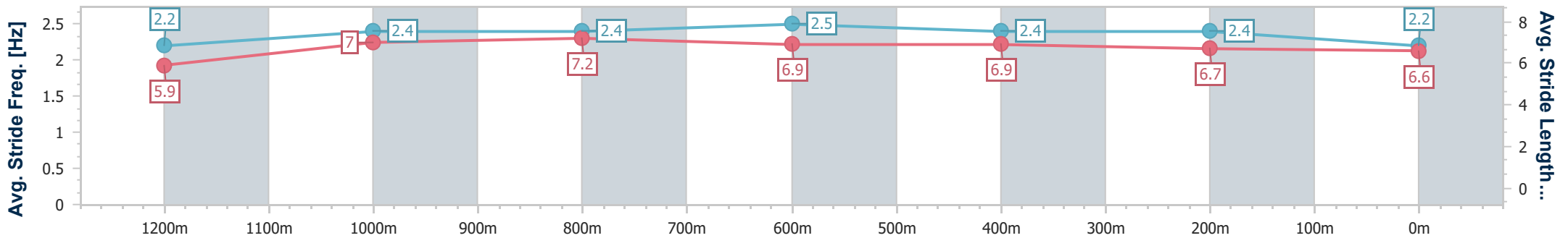
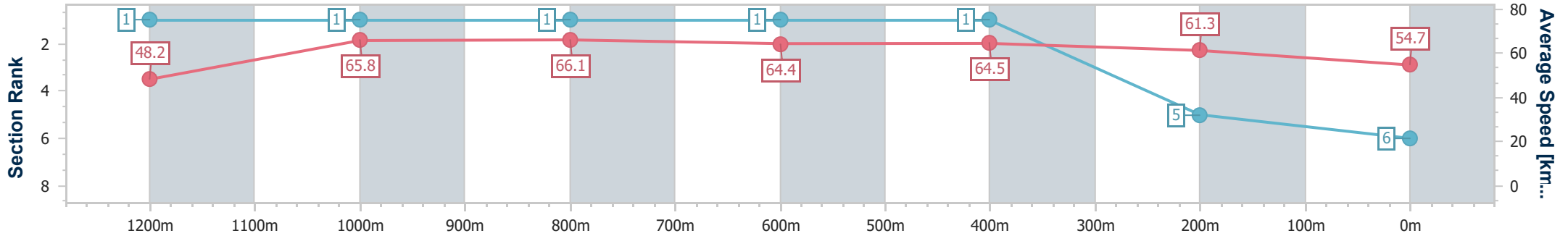
|                                |                   |
|--------------------------------|-------------------|
| Horse/Jockey Name              | Viennawaitsforyou |
| Final Rank                     | 6                 |
| Fastest Section Time (Section) | 0:07.47 (Overall) |
| Top Speed [km/h] (Section)     | 68.2 (1000m)      |
| Race State                     | Finished          |



Rockhampton QLD Professional  
 Race 7: BOOK VALENTINE'S DAY TRACKSIDE BENCHMARK  
 65 Handicap - 1300m  
 30 January 2025 - 16:50  
 Track Rating: Good 4, Weather: Overcast, Rail Position: +0.5m Entire



| Section                | Overall                  | 1200m                    | 1000m                    | 800m                     | 600m                     | 400m                     | 200m                     |
|------------------------|--------------------------|--------------------------|--------------------------|--------------------------|--------------------------|--------------------------|--------------------------|
| Section Times          | 1:16.54 [6]<br>(0:07.47) | 1:09.07 [1]<br>(0:10.93) | 0:58.14 [1]<br>(0:10.86) | 0:47.28 [1]<br>(0:11.20) | 0:36.08 [1]<br>(0:11.17) | 0:24.91 [1]<br>(0:11.74) | 0:13.17 [5]<br>(0:13.17) |
| Average Speed [km/h]   | 48.2                     | 65.8                     | 66.1                     | 64.4                     | 64.5                     | 61.3                     | 54.7                     |
| Top Speed [km/h]       | 62.1                     | 67.6                     | 68.2                     | 65.2                     | 65.0                     | 63.6                     | 59.1                     |
| Avg. Dist. to Rail [m] | 3.4                      | 1.5                      | 1.0                      | 0.4                      | 0.5                      | 1.0                      | 1.2                      |
| Avg. Stride Freq. [Hz] | 2.2                      | 2.4                      | 2.4                      | 2.5                      | 2.4                      | 2.4                      | 2.2                      |
| Avg. Stride Length [m] | 5.9                      | 7.0                      | 7.2                      | 6.9                      | 6.9                      | 6.7                      | 6.6                      |



- [ ] Ranking at each section and finish
- .-.- No data available at this section
- NA No data available



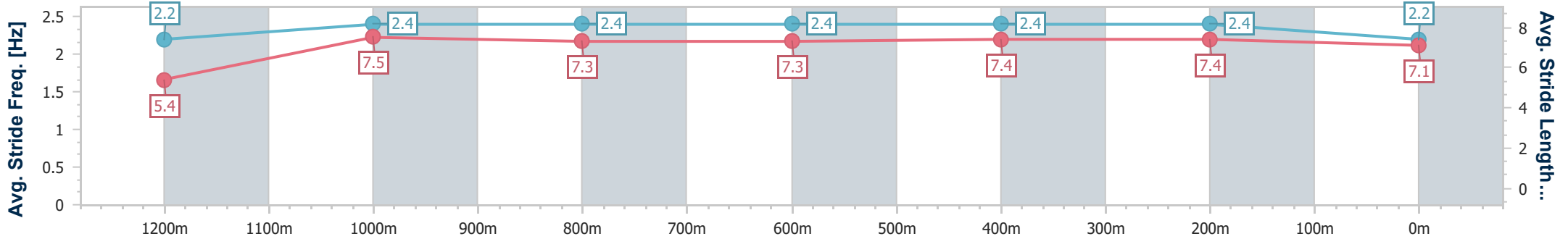
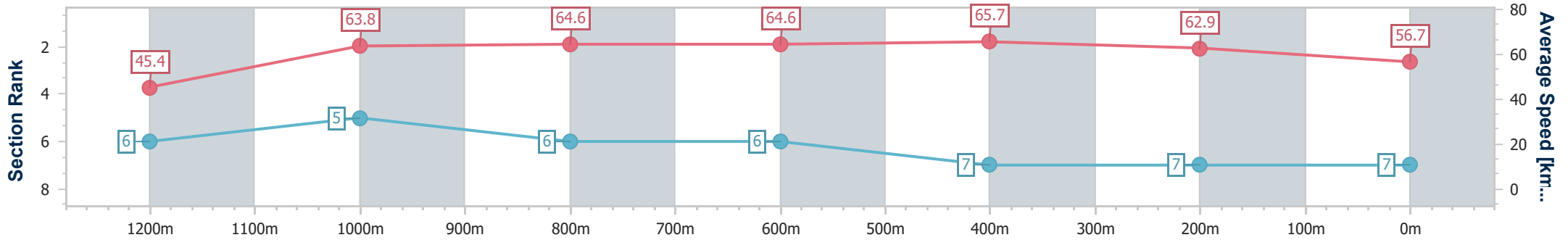
|                                |                   |
|--------------------------------|-------------------|
| Horse/Jockey Name              | Prepotent         |
| Final Rank                     | 7                 |
| Fastest Section Time (Section) | 0:07.96 (Overall) |
| Top Speed [km/h] (Section)     | 67.0 (600m)       |
| Race State                     | Finished          |



Rockhampton QLD Professional  
 Race 7: BOOK VALENTINE'S DAY TRACKSIDE BENCHMARK  
 65 Handicap - 1300m  
 30 January 2025 - 16:50  
 Track Rating: Good 4, Weather: Overcast, Rail Position: +0.5m  
 Entire



| Section                | Overall                  | 1200m                    | 1000m                    | 800m                     | 600m                     | 400m                     | 200m                     |
|------------------------|--------------------------|--------------------------|--------------------------|--------------------------|--------------------------|--------------------------|--------------------------|
| Section Times          | 1:16.70 [7]<br>(0:07.96) | 1:08.74 [6]<br>(0:11.28) | 0:57.46 [5]<br>(0:11.15) | 0:46.31 [6]<br>(0:11.17) | 0:35.14 [6]<br>(0:10.98) | 0:24.16 [7]<br>(0:11.45) | 0:12.71 [7]<br>(0:12.71) |
| Average Speed [km/h]   | 45.4                     | 63.8                     | 64.6                     | 64.6                     | 65.7                     | 62.9                     | 56.7                     |
| Top Speed [km/h]       | 60.2                     | 65.6                     | 65.5                     | 65.5                     | 67.0                     | 65.2                     | 59.8                     |
| Avg. Dist. to Rail [m] | 8.1                      | 0.5                      | 0.4                      | 1.5                      | 4.1                      | 5.7                      | 6.5                      |
| Avg. Stride Freq. [Hz] | 2.2                      | 2.4                      | 2.4                      | 2.4                      | 2.4                      | 2.4                      | 2.2                      |
| Avg. Stride Length [m] | 5.4                      | 7.5                      | 7.3                      | 7.3                      | 7.4                      | 7.4                      | 7.1                      |



- [ ] Ranking at each section and finish
- .-.- No data available at this section
- NA No data available



# Rockhampton QLD Professional

## Race 8: MP SECURITY RATINGS BAND 0 - 55 Handicap - 1400m

30 January 2025 - 17:31



Track Rating: Good 4, Weather: Overcast, Rail Position: +0.5m Entire

| Section |     | Field Times                                |           |                  |                  |                           |                           |                           |                           |                           |                           | Last 600m |                        |
|---------|-----|--|-----------|------------------|------------------|---------------------------|---------------------------|---------------------------|---------------------------|---------------------------|---------------------------|-----------|------------------------|
|         |     | Overall                                    | 1200m     | 1000m            | 800m             | 600m                      | 400m                      |                           |                           |                           |                           |           | 0:34.24                |
|         |     | (0:12.43)                                  | (0:11.06) | (0:11.65)        | (0:12.39)        | (0:11.35)                 | (0:11.08)                 |                           |                           |                           |                           |           |                        |
| Rank    | TAB | Horse/Jockey                               | Barrier   | Top Speed [km/h] | Fastest Section  |                           |                           |                           |                           |                           |                           |           | Distance Travelled [m] |
| 1       | 2   | <b>BOYFRIEND MATERIAL</b><br>Ashley Butler | 10        | 66.4<br>1200m    | 0:11.11<br>600m  | 1:21.77 [1]<br>(0:12.78)  | 1:08.99 [4]<br>(0:11.13)  | 0:57.86 [4]<br>(0:11.59)  | 0:46.27 [3]<br>(0:12.27)  | 0:34.00 [3]<br>(0:11.11)  | 0:22.89 [1]<br>(0:11.19)  | 0:34.00   |                        |
| 2       | 6   | <b>ACEDROD</b><br>Jackson Murphy           | 1         | 67.4<br>1200m    | 0:11.06<br>1200m | 1:21.78 [2]<br>(0:12.43)  | 1:09.35 [1]<br>(0:11.06)  | 0:58.29 [1]<br>(0:11.65)  | 0:46.64 [1]<br>(0:12.39)  | 0:34.25 [1]<br>(0:11.36)  | 0:22.89 [2]<br>(0:11.07)  | 0:34.25   | -4                     |
| 3       | 9   | <b>PHANTOM FLIGHT</b><br>Sean Cormack      | 6         | 67.5<br>600m     | 0:10.95<br>400m  | 1:22.09 [3]<br>(0:13.13)  | 1:08.96 [8]<br>(0:11.27)  | 0:57.69 [8]<br>(0:11.56)  | 0:46.13 [7]<br>(0:12.16)  | 0:33.97 [7]<br>(0:11.03)  | 0:22.94 [4]<br>(0:10.95)  | 0:33.97   | -3                     |
| 4       | 8   | <b>MR GREY</b><br>Warwick Satherley        | 5         | 65.8<br>1200m    | 0:11.12<br>400m  | 1:22.17 [4]<br>(0:12.68)  | 1:09.49 [3]<br>(0:11.20)  | 0:58.29 [3]<br>(0:11.65)  | 0:46.64 [4]<br>(0:12.19)  | 0:34.45 [2]<br>(0:11.45)  | 0:23.00 [7]<br>(0:11.12)  | 0:34.45   | -4                     |
| 5       | 3   | <b>LYNRIC LASS</b><br>Raul Silvera Olivera | 8         | 67.1<br>600m     | 0:10.95<br>400m  | 1:22.21 [5]<br>(0:13.03)  | 1:09.18 [7]<br>(0:11.35)  | 0:57.83 [7]<br>(0:11.84)  | 0:45.99 [9]<br>(0:12.28)  | 0:33.71 [9]<br>(0:11.02)  | 0:22.69 [9]<br>(0:10.95)  | 0:33.71   | +2                     |
| 6       | 1   | <b>DIASONIC</b><br>Adam Sewell             | 3         | 66.1<br>600m     | 0:11.14<br>400m  | 1:22.35 [6]<br>(0:12.91)  | 1:09.44 [6]<br>(0:11.29)  | 0:58.15 [6]<br>(0:11.62)  | 0:46.53 [6]<br>(0:12.18)  | 0:34.35 [5]<br>(0:11.17)  | 0:23.18 [6]<br>(0:11.14)  | 0:34.35   | -2                     |
| 7       | 5   | <b>THE HAIRDRESSER</b><br>Justin Stanley   | 9         | 67.2<br>600m     | 0:11.05<br>600m  | 1:22.39 [7]<br>(0:13.49)  | 1:08.90 [10]<br>(0:11.31) | 0:57.59 [10]<br>(0:11.62) | 0:45.97 [10]<br>(0:12.26) | 0:33.71 [10]<br>(0:11.05) | 0:22.66 [10]<br>(0:11.05) | 0:33.71   | -3                     |
| 8       | 7   | <b>AURELIAN BLANC</b><br>Olivia Kendal     | 4         | 67.9<br>600m     | 0:11.05<br>600m  | 1:22.53 [8]<br>(0:13.14)  | 1:09.39 [9]<br>(0:11.34)  | 0:58.05 [9]<br>(0:11.68)  | 0:46.37 [8]<br>(0:12.16)  | 0:34.21 [8]<br>(0:11.05)  | 0:23.16 [8]<br>(0:11.22)  | 0:34.21   | -4                     |
| 9       | 10  | <b>MONDAY CHOICE</b><br>Tasha Chambers     | 2         | 66.4<br>1200m    | 0:11.01<br>1200m | 1:22.59 [9]<br>(0:12.51)  | 1:10.08 [2]<br>(0:11.01)  | 0:59.07 [2]<br>(0:11.88)  | 0:47.19 [2]<br>(0:12.41)  | 0:34.78 [4]<br>(0:11.35)  | 0:23.43 [5]<br>(0:11.45)  | 0:34.78   | +8                     |
| 10      | 4   | <b>NOT A GURU</b><br>McKenzie Apel         | 7         | 66.3<br>600m     | 0:11.08<br>600m  | 1:23.17 [10]<br>(0:12.85) | 1:10.32 [5]<br>(0:11.21)  | 0:59.11 [5]<br>(0:11.67)  | 0:47.44 [5]<br>(0:12.29)  | 0:35.15 [6]<br>(0:11.08)  | 0:24.07 [3]<br>(0:11.38)  | 0:35.15   | +3                     |

Scratched: Tahkian Bubbles (#11)

[ ] Ranking at each section and finish  
 -:-:- No data available at this section  
 NA No data available

SCN Saddle cloth number  
 DNF Did not finish  
 DNT Did not track



# Rockhampton QLD Professional

## Race 8: MP SECURITY RATINGS BAND 0 - 55 Handicap - 1400m

30 January 2025 - 17:31



Track Rating: Good 4, Weather: Overcast, Rail Position: +0.5m Entire

| Section     |     |  |         | 200m             |                  |                           |         | Last 600m |                        |
|-------------|-----|--|---------|------------------|------------------|---------------------------|---------|-----------|------------------------|
| Field Times |     |  |         | 0:11.81          |                  | (0:11.81)                 |         | 0:34.24   |                        |
| Rank        | TAB | Horse/Jockey                               | Barrier | Top Speed [km/h] | Fastest Section  | Margin                    |         |           | Distance Travelled [m] |
| 1           | 2   | <b>BOYFRIEND MATERIAL</b><br>Ashley Butler | 10      | 66.4<br>1200m    | 0:11.11<br>600m  | 0:11.70 [2]<br>(0:11.70)  | 1:21.77 |           | 0:34.00                |
| 2           | 6   | <b>ACEDROD</b><br>Jackson Murphy           | 1       | 67.4<br>1200m    | 0:11.06<br>1200m | 0:11.82 [1]<br>(0:11.82)  | 0.11L   |           | 0:34.25 -4             |
| 3           | 9   | <b>PHANTOM FLIGHT</b><br>Sean Cormack      | 6       | 67.5<br>600m     | 0:10.95<br>400m  | 0:11.99 [3]<br>(0:11.99)  | 1.92L   |           | 0:33.97 -3             |
| 4           | 8   | <b>MR GREY</b><br>Warwick Satherley        | 5       | 65.8<br>1200m    | 0:11.12<br>400m  | 0:11.88 [4]<br>(0:11.88)  | 2.36L   |           | 0:34.45 -4             |
| 5           | 3   | <b>LYNRIC LASS</b><br>Raul Silvera Olivera | 8       | 67.1<br>600m     | 0:10.95<br>400m  | 0:11.74 [6]<br>(0:11.74)  | 2.62L   |           | 0:33.71 +2             |
| 6           | 1   | <b>DIASONIC</b><br>Adam Sewell             | 3       | 66.1<br>600m     | 0:11.14<br>400m  | 0:12.04 [5]<br>(0:12.04)  | 3.47L   |           | 0:34.35 -2             |
| 7           | 5   | <b>THE HAIRDRESSER</b><br>Justin Stanley   | 9       | 67.2<br>600m     | 0:11.05<br>600m  | 0:11.61 [10]<br>(0:11.61) | 3.69L   |           | 0:33.71 -3             |
| 8           | 7   | <b>AURELIAN BLANC</b><br>Olivia Kendal     | 4       | 67.9<br>600m     | 0:11.05<br>600m  | 0:11.94 [8]<br>(0:11.94)  | 4.48L   |           | 0:34.21 -4             |
| 9           | 10  | <b>MONDAY CHOICE</b><br>Tasha Chambers     | 2       | 66.4<br>1200m    | 0:11.01<br>1200m | 0:11.98 [9]<br>(0:11.98)  | 4.87L   |           | 0:34.78 +8             |
| 10          | 4   | <b>NOT A GURU</b><br>McKenzie Apel         | 7       | 66.3<br>600m     | 0:11.08<br>600m  | 0:12.69 [7]<br>(0:12.69)  | 8.28L   |           | 0:35.15 +3             |

Scratched: Tahkian Bubbles (#11)

[ ] Ranking at each section and finish  
 -:-:- No data available at this section  
 NA No data available

SCN Saddle cloth number  
 DNF Did not finish  
 DNT Did not track



|                                |                    |
|--------------------------------|--------------------|
| Horse/Jockey Name              | Boyfriend Material |
| Final Rank                     | 1                  |
| Fastest Section Time (Section) | 0:11.11 (600m)     |
| Top Speed [km/h] (Section)     | 66.4 (1200m)       |
| Race State                     | Finished           |



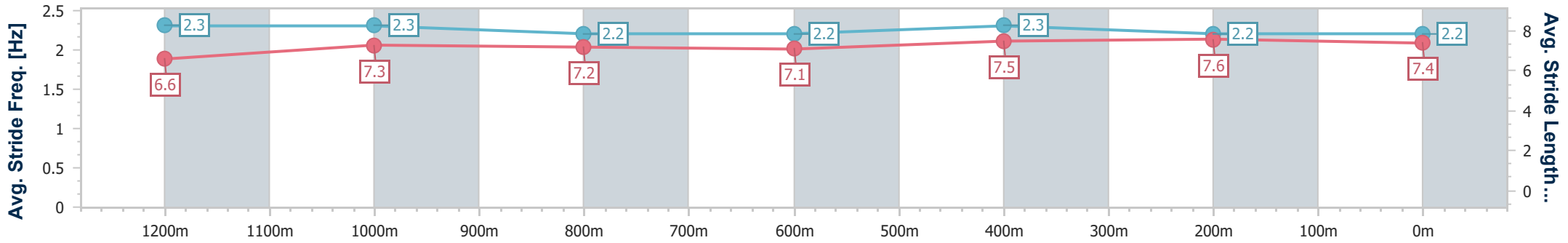
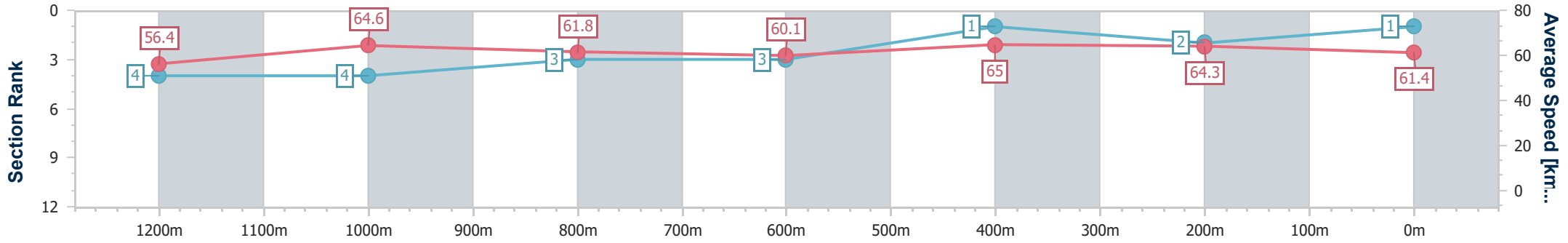
Rockhampton QLD Professional  
Race 8: MP SECURITY RATINGS BAND 0 - 55 Handicap - 1400m



30 January 2025 - 17:31

Track Rating: Good 4, Weather: Overcast, Rail Position: +0.5m Entire

| Section                | Overall                  | 1200m                    | 1000m                    | 800m                     | 600m                     | 400m                     | 200m                     |  |  |  |  |  |  |
|------------------------|--------------------------|--------------------------|--------------------------|--------------------------|--------------------------|--------------------------|--------------------------|--|--|--|--|--|--|
| Section Times          | 1:21.77 [1]<br>(0:12.78) | 1:08.99 [4]<br>(0:11.13) | 0:57.86 [4]<br>(0:11.59) | 0:46.27 [3]<br>(0:12.27) | 0:34.00 [3]<br>(0:11.11) | 0:22.89 [1]<br>(0:11.19) | 0:11.70 [2]<br>(0:11.70) |  |  |  |  |  |  |
| Average Speed [km/h]   | 56.4                     | 64.6                     | 61.8                     | 60.1                     | 65.0                     | 64.3                     | 61.4                     |  |  |  |  |  |  |
| Top Speed [km/h]       | 65.7                     | 66.4                     | 63.9                     | 62.1                     | 66.1                     | 65.8                     | 63.5                     |  |  |  |  |  |  |
| Avg. Dist. to Rail [m] | 6.2                      | 0.7                      | 1.0                      | 2.7                      | 6.1                      | 6.4                      | 6.7                      |  |  |  |  |  |  |
| Avg. Stride Freq. [Hz] | 2.3                      | 2.3                      | 2.2                      | 2.2                      | 2.3                      | 2.2                      | 2.2                      |  |  |  |  |  |  |
| Avg. Stride Length [m] | 6.6                      | 7.3                      | 7.2                      | 7.1                      | 7.5                      | 7.6                      | 7.4                      |  |  |  |  |  |  |



- [ ] Ranking at each section and finish
- .-.- No data available at this section
- NA No data available



|                                |                 |
|--------------------------------|-----------------|
| Horse/Jockey Name              | Acedrod         |
| Final Rank                     | 2               |
| Fastest Section Time (Section) | 0:11.06 (1200m) |
| Top Speed [km/h] (Section)     | 67.4 (1200m)    |
| Race State                     | Finished        |



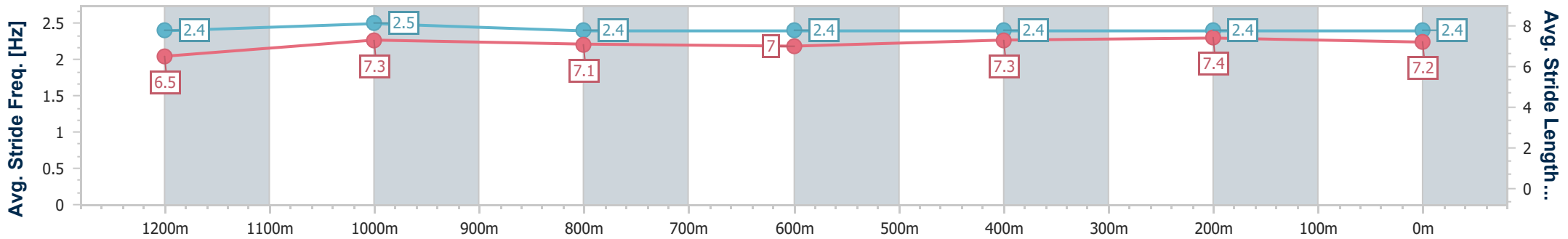
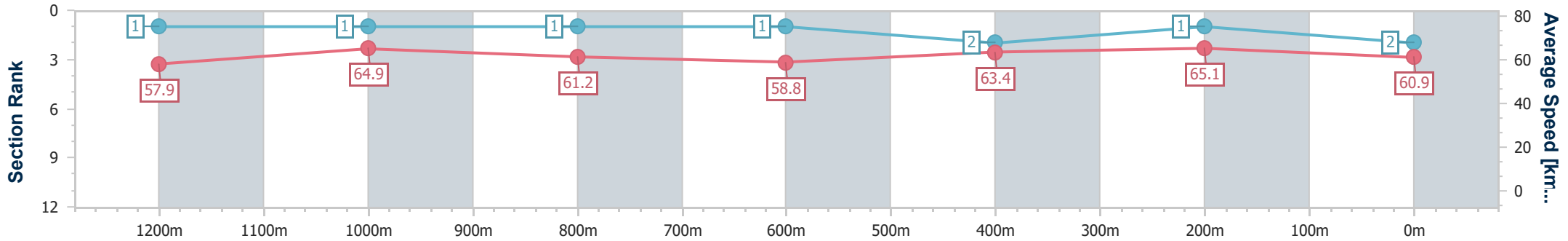
Rockhampton QLD Professional  
Race 8: MP SECURITY RATINGS BAND 0 - 55 Handicap - 1400m



30 January 2025 - 17:31

Track Rating: Good 4, Weather: Overcast, Rail Position: +0.5m Entire

| Section                | Overall                  | 1200m                    | 1000m                    | 800m                     | 600m                     | 400m                     | 200m                     |
|------------------------|--------------------------|--------------------------|--------------------------|--------------------------|--------------------------|--------------------------|--------------------------|
| Section Times          | 1:21.78 [2]<br>(0:12.43) | 1:09.35 [1]<br>(0:11.06) | 0:58.29 [1]<br>(0:11.65) | 0:46.64 [1]<br>(0:12.39) | 0:34.25 [1]<br>(0:11.36) | 0:22.89 [2]<br>(0:11.07) | 0:11.82 [1]<br>(0:11.82) |
| Average Speed [km/h]   | 57.9                     | 64.9                     | 61.2                     | 58.8                     | 63.4                     | 65.1                     | 60.9                     |
| Top Speed [km/h]       | 67.2                     | 67.4                     | 63.8                     | 61.4                     | 65.4                     | 66.8                     | 63.4                     |
| Avg. Dist. to Rail [m] | 1.3                      | 1.9                      | 1.9                      | 1.6                      | 3.0                      | 3.6                      | 3.5                      |
| Avg. Stride Freq. [Hz] | 2.4                      | 2.5                      | 2.4                      | 2.4                      | 2.4                      | 2.4                      | 2.4                      |
| Avg. Stride Length [m] | 6.5                      | 7.3                      | 7.1                      | 7.0                      | 7.3                      | 7.4                      | 7.2                      |



- [ ] Ranking at each section and finish
- .-.- No data available at this section
- NA No data available



|                                |                |
|--------------------------------|----------------|
| Horse/Jockey Name              | Phantom Flight |
| Final Rank                     | 3              |
| Fastest Section Time (Section) | 0:10.95 (400m) |
| Top Speed [km/h] (Section)     | 67.5 (600m)    |
| Race State                     | Finished       |



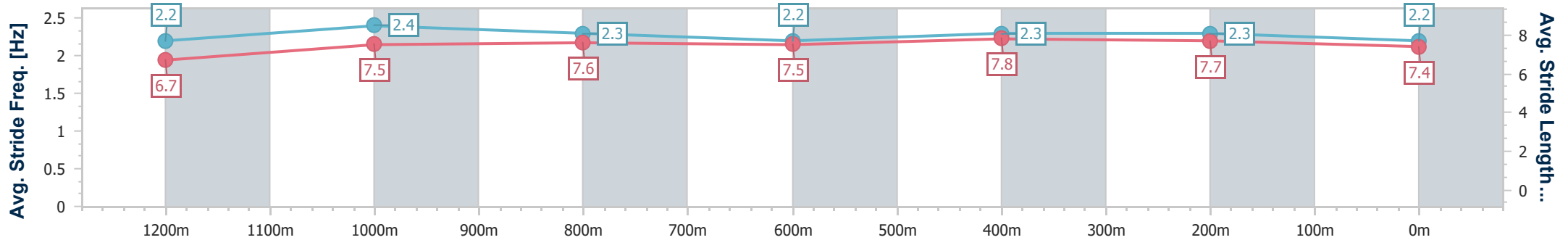
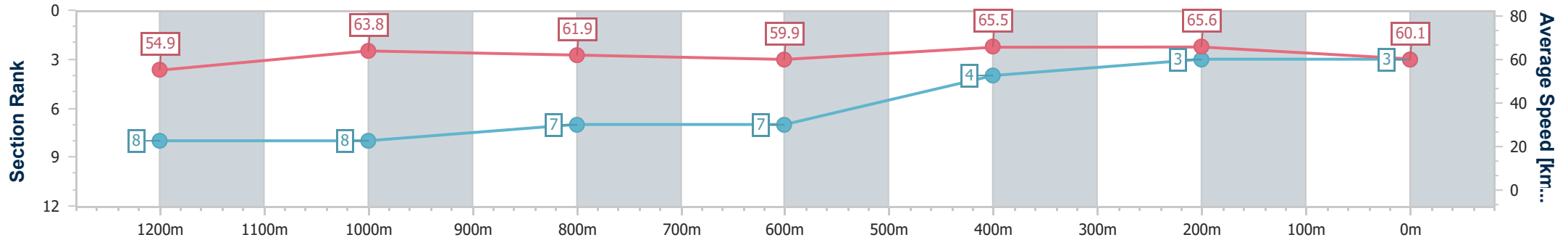
Rockhampton QLD Professional  
Race 8: MP SECURITY RATINGS BAND 0 - 55 Handicap - 1400m



30 January 2025 - 17:31

Track Rating: Good 4, Weather: Overcast, Rail Position: +0.5m Entire

| Section                | Overall                  | 1200m                    | 1000m                    | 800m                     | 600m                     | 400m                     | 200m                     |
|------------------------|--------------------------|--------------------------|--------------------------|--------------------------|--------------------------|--------------------------|--------------------------|
| Section Times          | 1:22.09 [3]<br>(0:13.13) | 1:08.96 [8]<br>(0:11.27) | 0:57.69 [8]<br>(0:11.56) | 0:46.13 [7]<br>(0:12.16) | 0:33.97 [7]<br>(0:11.03) | 0:22.94 [4]<br>(0:10.95) | 0:11.99 [3]<br>(0:11.99) |
| Average Speed [km/h]   | 54.9                     | 63.8                     | 61.9                     | 59.9                     | 65.5                     | 65.6                     | 60.1                     |
| Top Speed [km/h]       | 64.7                     | 64.6                     | 63.5                     | 61.8                     | 67.5                     | 67.4                     | 63.5                     |
| Avg. Dist. to Rail [m] | 2.2                      | 0.7                      | 1.5                      | 1.8                      | 6.3                      | 8.4                      | 7.2                      |
| Avg. Stride Freq. [Hz] | 2.2                      | 2.4                      | 2.3                      | 2.2                      | 2.3                      | 2.3                      | 2.2                      |
| Avg. Stride Length [m] | 6.7                      | 7.5                      | 7.6                      | 7.5                      | 7.8                      | 7.7                      | 7.4                      |



- [ ] Ranking at each section and finish
- .-.- No data available at this section
- NA No data available



|                                |                |
|--------------------------------|----------------|
| Horse/Jockey Name              | Mr Grey        |
| Final Rank                     | 4              |
| Fastest Section Time (Section) | 0:11.12 (400m) |
| Top Speed [km/h] (Section)     | 65.8 (1200m)   |
| Race State                     | Finished       |



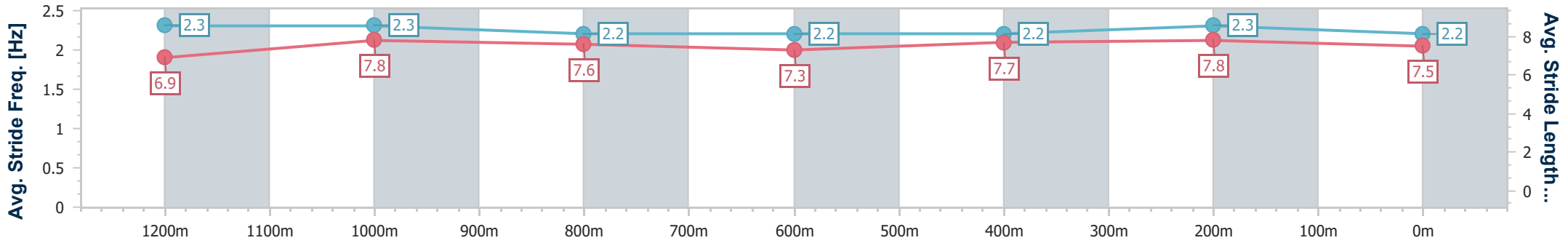
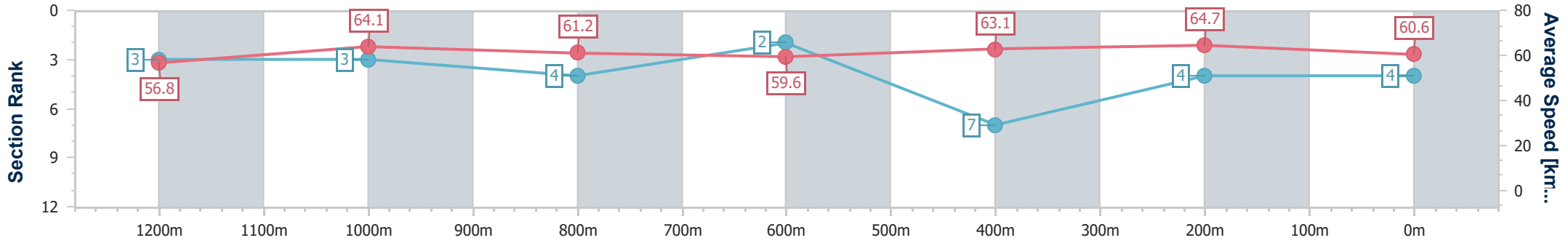
Rockhampton QLD Professional  
Race 8: MP SECURITY RATINGS BAND 0 - 55 Handicap - 1400m



30 January 2025 - 17:31

Track Rating: Good 4, Weather: Overcast, Rail Position: +0.5m Entire

| Section                | Overall                  | 1200m                    | 1000m                    | 800m                     | 600m                     | 400m                     | 200m                     |  |  |  |  |  |  |  |
|------------------------|--------------------------|--------------------------|--------------------------|--------------------------|--------------------------|--------------------------|--------------------------|--|--|--|--|--|--|--|
| Section Times          | 1:22.17 [4]<br>(0:12.68) | 1:09.49 [3]<br>(0:11.20) | 0:58.29 [3]<br>(0:11.65) | 0:46.64 [4]<br>(0:12.19) | 0:34.45 [2]<br>(0:11.45) | 0:23.00 [7]<br>(0:11.12) | 0:11.88 [4]<br>(0:11.88) |  |  |  |  |  |  |  |
| Average Speed [km/h]   | 56.8                     | 64.1                     | 61.2                     | 59.6                     | 63.1                     | 64.7                     | 60.6                     |  |  |  |  |  |  |  |
| Top Speed [km/h]       | 65.2                     | 65.8                     | 63.6                     | 60.7                     | 65.2                     | 65.6                     | 62.8                     |  |  |  |  |  |  |  |
| Avg. Dist. to Rail [m] | 2.4                      | 1.6                      | 1.7                      | 1.3                      | 3.2                      | 3.8                      | 4.8                      |  |  |  |  |  |  |  |
| Avg. Stride Freq. [Hz] | 2.3                      | 2.3                      | 2.2                      | 2.2                      | 2.2                      | 2.3                      | 2.2                      |  |  |  |  |  |  |  |
| Avg. Stride Length [m] | 6.9                      | 7.8                      | 7.6                      | 7.3                      | 7.7                      | 7.8                      | 7.5                      |  |  |  |  |  |  |  |



- [ ] Ranking at each section and finish
- .-.- No data available at this section
- NA No data available





|                                |                |
|--------------------------------|----------------|
| Horse/Jockey Name              | Lynric Lass    |
| Final Rank                     | 5              |
| Fastest Section Time (Section) | 0:10.95 (400m) |
| Top Speed [km/h] (Section)     | 67.1 (600m)    |
| Race State                     | Finished       |



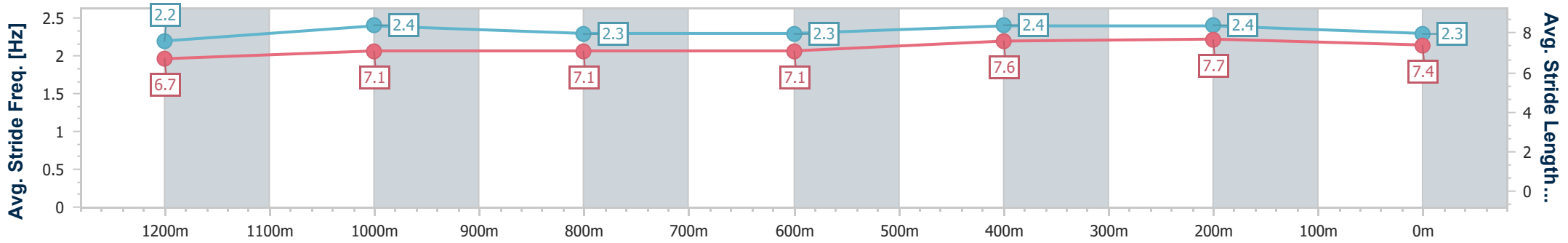
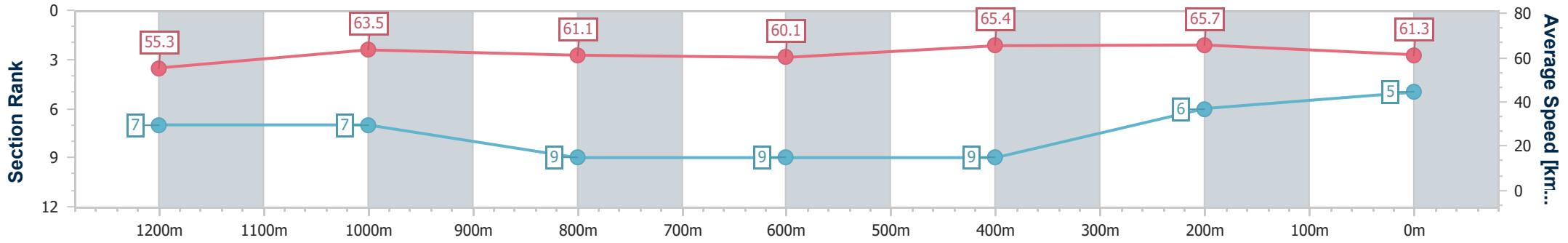
Rockhampton QLD Professional  
Race 8: MP SECURITY RATINGS BAND 0 - 55 Handicap - 1400m



30 January 2025 - 17:31

Track Rating: Good 4, Weather: Overcast, Rail Position: +0.5m Entire

| Section                | Overall                  | 1200m                    | 1000m                    | 800m                     | 600m                     | 400m                     | 200m                     |
|------------------------|--------------------------|--------------------------|--------------------------|--------------------------|--------------------------|--------------------------|--------------------------|
| Section Times          | 1:22.21 [5]<br>(0:13.03) | 1:09.18 [7]<br>(0:11.35) | 0:57.83 [7]<br>(0:11.84) | 0:45.99 [9]<br>(0:12.28) | 0:33.71 [9]<br>(0:11.02) | 0:22.69 [9]<br>(0:10.95) | 0:11.74 [6]<br>(0:11.74) |
| Average Speed [km/h]   | 55.3                     | 63.5                     | 61.1                     | 60.1                     | 65.4                     | 65.7                     | 61.3                     |
| Top Speed [km/h]       | 62.7                     | 64.4                     | 62.0                     | 62.2                     | 67.1                     | 66.8                     | 64.3                     |
| Avg. Dist. to Rail [m] | 4.9                      | 1.2                      | 1.1                      | 2.8                      | 4.1                      | 7.4                      | 8.3                      |
| Avg. Stride Freq. [Hz] | 2.2                      | 2.4                      | 2.3                      | 2.3                      | 2.4                      | 2.4                      | 2.3                      |
| Avg. Stride Length [m] | 6.7                      | 7.1                      | 7.1                      | 7.1                      | 7.6                      | 7.7                      | 7.4                      |



- [ ] Ranking at each section and finish
- .-.- No data available at this section
- NA No data available



|                                |                |
|--------------------------------|----------------|
| Horse/Jockey Name              | Diasonic       |
| Final Rank                     | 6              |
| Fastest Section Time (Section) | 0:11.14 (400m) |
| Top Speed [km/h] (Section)     | 66.1 (600m)    |
| Race State                     | Finished       |



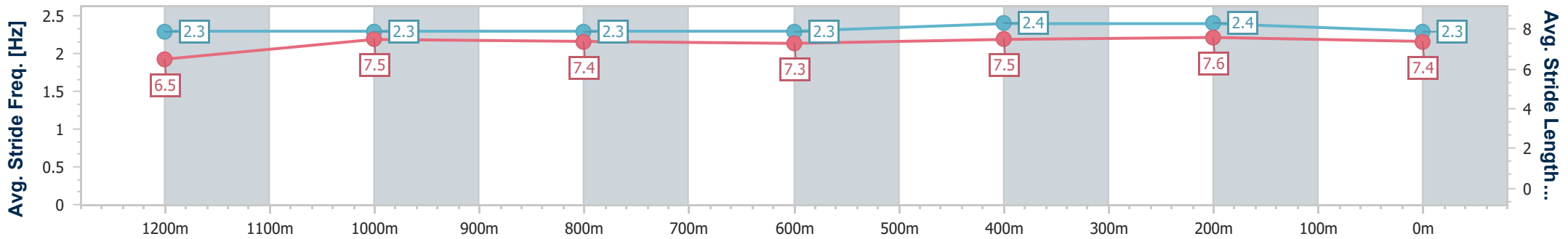
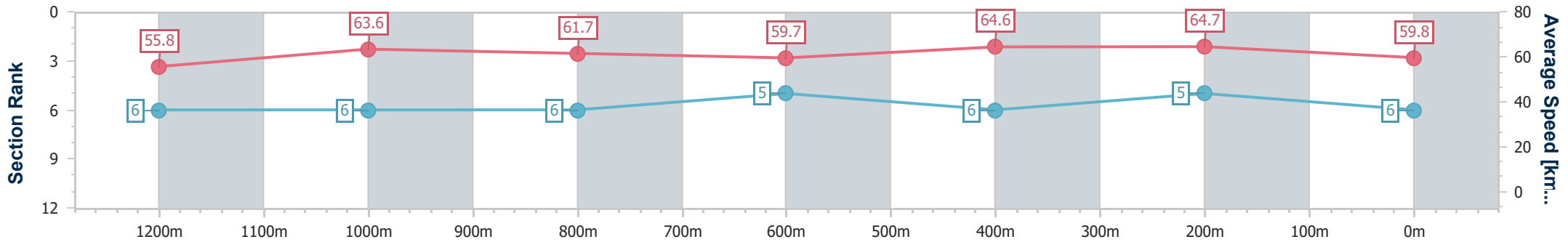
Rockhampton QLD Professional  
Race 8: MP SECURITY RATINGS BAND 0 - 55 Handicap - 1400m



30 January 2025 - 17:31

Track Rating: Good 4, Weather: Overcast, Rail Position: +0.5m Entire

| Section                | Overall                  | 1200m                    | 1000m                    | 800m                     | 600m                     | 400m                     | 200m                     |
|------------------------|--------------------------|--------------------------|--------------------------|--------------------------|--------------------------|--------------------------|--------------------------|
| Section Times          | 1:22.35 [6]<br>(0:12.91) | 1:09.44 [6]<br>(0:11.29) | 0:58.15 [6]<br>(0:11.62) | 0:46.53 [6]<br>(0:12.18) | 0:34.35 [5]<br>(0:11.17) | 0:23.18 [6]<br>(0:11.14) | 0:12.04 [5]<br>(0:12.04) |
| Average Speed [km/h]   | 55.8                     | 63.6                     | 61.7                     | 59.7                     | 64.6                     | 64.7                     | 59.8                     |
| Top Speed [km/h]       | 64.4                     | 64.6                     | 63.5                     | 62.0                     | 66.1                     | 66.1                     | 63.0                     |
| Avg. Dist. to Rail [m] | 1.6                      | 0.7                      | 0.7                      | 1.3                      | 4.2                      | 5.3                      | 5.8                      |
| Avg. Stride Freq. [Hz] | 2.3                      | 2.3                      | 2.3                      | 2.3                      | 2.4                      | 2.4                      | 2.3                      |
| Avg. Stride Length [m] | 6.5                      | 7.5                      | 7.4                      | 7.3                      | 7.5                      | 7.6                      | 7.4                      |



- [ ] Ranking at each section and finish
- .-.- No data available at this section
- NA No data available



|                                |                 |
|--------------------------------|-----------------|
| Horse/Jockey Name              | The Hairdresser |
| Final Rank                     | 7               |
| Fastest Section Time (Section) | 0:11.05 (600m)  |
| Top Speed [km/h] (Section)     | 67.2 (600m)     |
| Race State                     | Finished        |



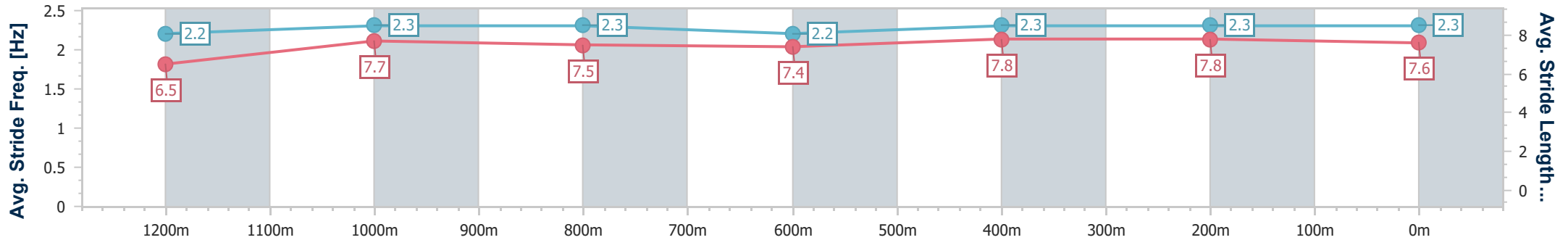
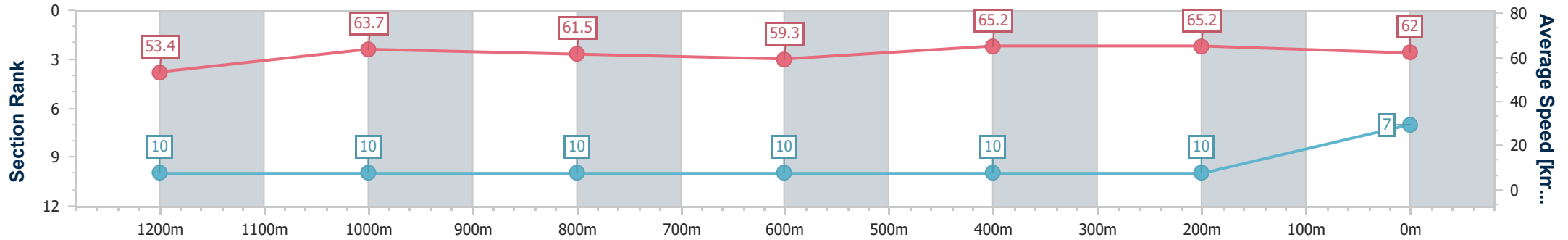
Rockhampton QLD Professional  
Race 8: MP SECURITY RATINGS BAND 0 - 55 Handicap - 1400m



30 January 2025 - 17:31

Track Rating: Good 4, Weather: Overcast, Rail Position: +0.5m Entire

| Section                | Overall                  | 1200m                     | 1000m                     | 800m                      | 600m                      | 400m                      | 200m                      |
|------------------------|--------------------------|---------------------------|---------------------------|---------------------------|---------------------------|---------------------------|---------------------------|
| Section Times          | 1:22.39 [7]<br>(0:13.49) | 1:08.90 [10]<br>(0:11.31) | 0:57.59 [10]<br>(0:11.62) | 0:45.97 [10]<br>(0:12.26) | 0:33.71 [10]<br>(0:11.05) | 0:22.66 [10]<br>(0:11.05) | 0:11.61 [10]<br>(0:11.61) |
| Average Speed [km/h]   | 53.4                     | 63.7                      | 61.5                      | 59.3                      | 65.2                      | 65.2                      | 62.0                      |
| Top Speed [km/h]       | 63.6                     | 64.4                      | 62.6                      | 61.6                      | 67.2                      | 66.1                      | 64.2                      |
| Avg. Dist. to Rail [m] | 4.5                      | 1.1                       | 1.2                       | 1.4                       | 2.4                       | 2.6                       | 2.2                       |
| Avg. Stride Freq. [Hz] | 2.2                      | 2.3                       | 2.3                       | 2.2                       | 2.3                       | 2.3                       | 2.3                       |
| Avg. Stride Length [m] | 6.5                      | 7.7                       | 7.5                       | 7.4                       | 7.8                       | 7.8                       | 7.6                       |



- [ ] Ranking at each section and finish
- .-.- No data available at this section
- NA No data available



|                                |                |
|--------------------------------|----------------|
| Horse/Jockey Name              | Aurelian Blanc |
| Final Rank                     | 8              |
| Fastest Section Time (Section) | 0:11.05 (600m) |
| Top Speed [km/h] (Section)     | 67.9 (600m)    |
| Race State                     | Finished       |



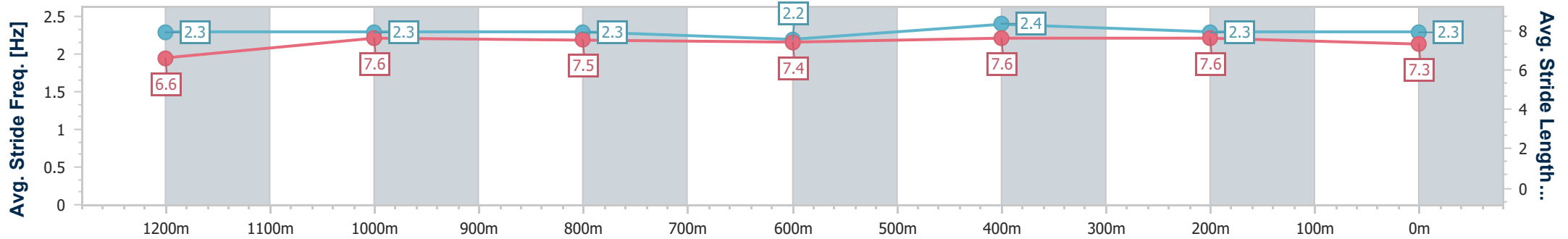
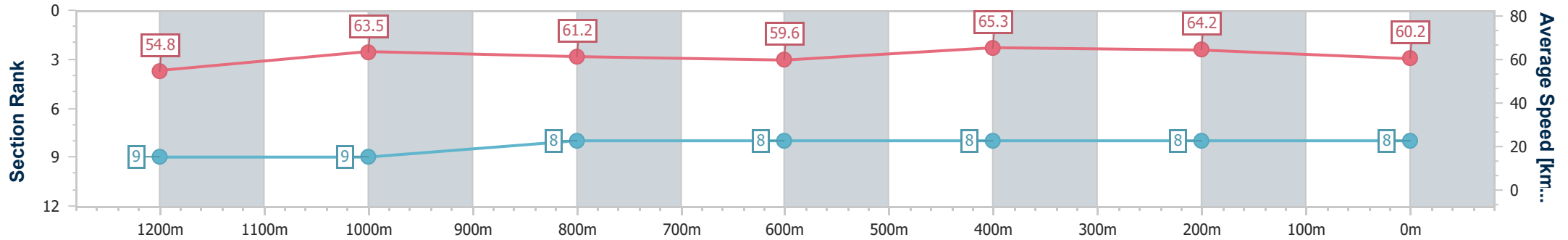
Rockhampton QLD Professional  
Race 8: MP SECURITY RATINGS BAND 0 - 55 Handicap - 1400m

30 January 2025 - 17:31

Track Rating: Good 4, Weather: Overcast, Rail Position: +0.5m Entire



| Section                | Overall                  | 1200m                    | 1000m                    | 800m                     | 600m                     | 400m                     | 200m                     |
|------------------------|--------------------------|--------------------------|--------------------------|--------------------------|--------------------------|--------------------------|--------------------------|
| Section Times          | 1:22.53 [8]<br>(0:13.14) | 1:09.39 [9]<br>(0:11.34) | 0:58.05 [9]<br>(0:11.68) | 0:46.37 [8]<br>(0:12.16) | 0:34.21 [8]<br>(0:11.05) | 0:23.16 [8]<br>(0:11.22) | 0:11.94 [8]<br>(0:11.94) |
| Average Speed [km/h]   | 54.8                     | 63.5                     | 61.2                     | 59.6                     | 65.3                     | 64.2                     | 60.2                     |
| Top Speed [km/h]       | 64.3                     | 64.5                     | 62.6                     | 61.6                     | 67.9                     | 66.7                     | 63.6                     |
| Avg. Dist. to Rail [m] | 2.0                      | 1.3                      | 1.3                      | 1.2                      | 2.4                      | 4.4                      | 5.4                      |
| Avg. Stride Freq. [Hz] | 2.3                      | 2.3                      | 2.3                      | 2.2                      | 2.4                      | 2.3                      | 2.3                      |
| Avg. Stride Length [m] | 6.6                      | 7.6                      | 7.5                      | 7.4                      | 7.6                      | 7.6                      | 7.3                      |



- [ ] Ranking at each section and finish
- .-.- No data available at this section
- NA No data available



|                                |                 |
|--------------------------------|-----------------|
| Horse/Jockey Name              | Monday Choice   |
| Final Rank                     | 9               |
| Fastest Section Time (Section) | 0:11.01 (1200m) |
| Top Speed [km/h] (Section)     | 66.4 (1200m)    |
| Race State                     | Finished        |



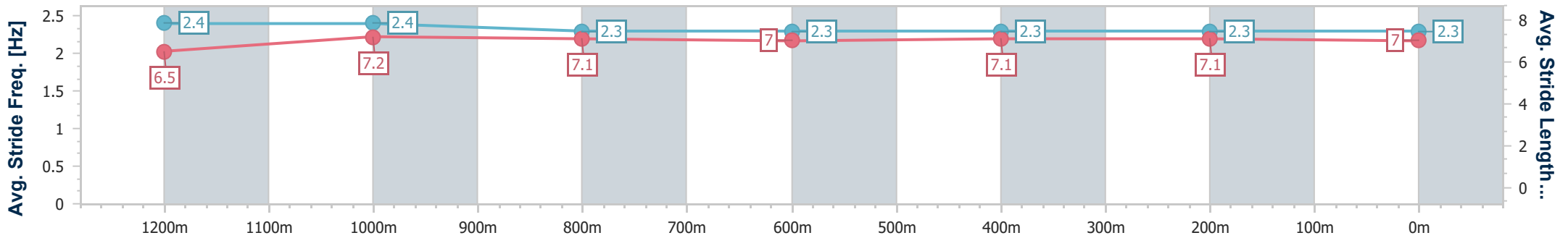
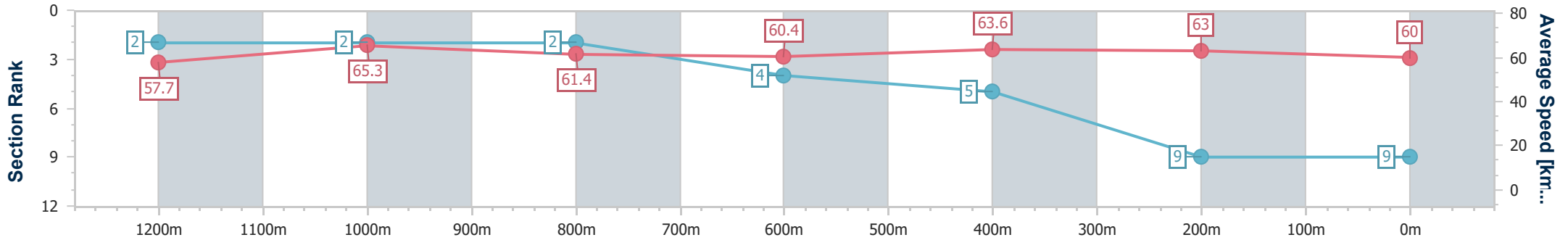
Rockhampton QLD Professional  
Race 8: MP SECURITY RATINGS BAND 0 - 55 Handicap - 1400m



30 January 2025 - 17:31

Track Rating: Good 4, Weather: Overcast, Rail Position: +0.5m Entire

| Section                | Overall                  | 1200m                    | 1000m                    | 800m                     | 600m                     | 400m                     | 200m                     |
|------------------------|--------------------------|--------------------------|--------------------------|--------------------------|--------------------------|--------------------------|--------------------------|
| Section Times          | 1:22.59 [9]<br>(0:12.51) | 1:10.08 [2]<br>(0:11.01) | 0:59.07 [2]<br>(0:11.88) | 0:47.19 [2]<br>(0:12.41) | 0:34.78 [4]<br>(0:11.35) | 0:23.43 [5]<br>(0:11.45) | 0:11.98 [9]<br>(0:11.98) |
| Average Speed [km/h]   | 57.7                     | 65.3                     | 61.4                     | 60.4                     | 63.6                     | 63.0                     | 60.0                     |
| Top Speed [km/h]       | 66.3                     | 66.4                     | 64.5                     | 62.6                     | 64.6                     | 64.5                     | 62.7                     |
| Avg. Dist. to Rail [m] | 1.1                      | 1.2                      | 2.3                      | 4.9                      | 6.1                      | 6.8                      | 7.9                      |
| Avg. Stride Freq. [Hz] | 2.4                      | 2.4                      | 2.3                      | 2.3                      | 2.3                      | 2.3                      | 2.3                      |
| Avg. Stride Length [m] | 6.5                      | 7.2                      | 7.1                      | 7.0                      | 7.1                      | 7.1                      | 7.0                      |



- [ ] Ranking at each section and finish
- .-.- No data available at this section
- NA No data available



|                                |                |
|--------------------------------|----------------|
| Horse/Jockey Name              | Not A Guru     |
| Final Rank                     | 10             |
| Fastest Section Time (Section) | 0:11.08 (600m) |
| Top Speed [km/h] (Section)     | 66.3 (600m)    |
| Race State                     | Finished       |

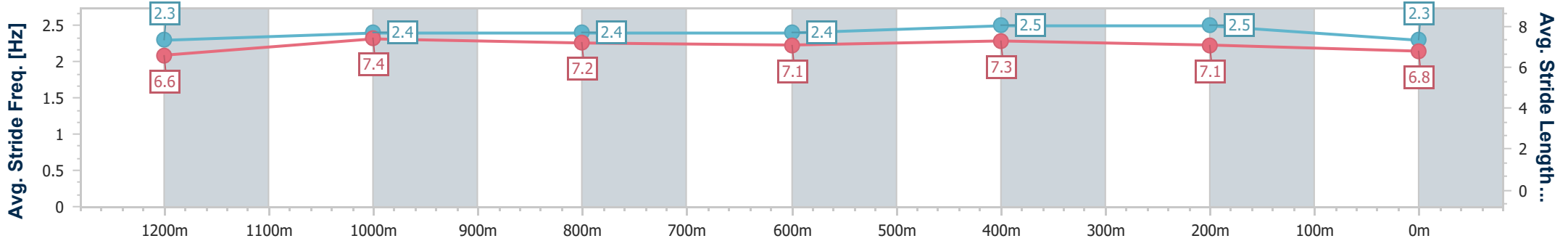
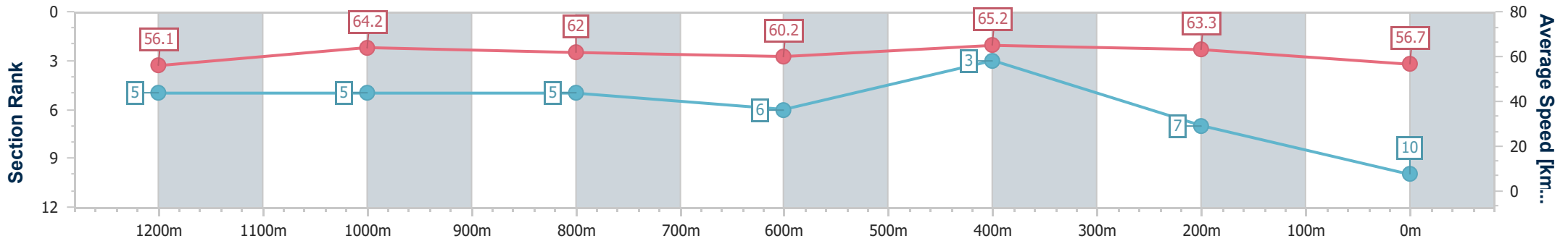


Rockhampton QLD Professional  
Race 8: MP SECURITY RATINGS BAND 0 - 55 Handicap - 1400m



30 January 2025 - 17:31  
Track Rating: Good 4, Weather: Overcast, Rail Position: +0.5m Entire

| Section                | Overall                   | 1200m                    | 1000m                    | 800m                     | 600m                     | 400m                     | 200m                     |
|------------------------|---------------------------|--------------------------|--------------------------|--------------------------|--------------------------|--------------------------|--------------------------|
| Section Times          | 1:23.17 [10]<br>(0:12.85) | 1:10.32 [5]<br>(0:11.21) | 0:59.11 [5]<br>(0:11.67) | 0:47.44 [5]<br>(0:12.29) | 0:35.15 [6]<br>(0:11.08) | 0:24.07 [3]<br>(0:11.38) | 0:12.69 [7]<br>(0:12.69) |
| Average Speed [km/h]   | 56.1                      | 64.2                     | 62.0                     | 60.2                     | 65.2                     | 63.3                     | 56.7                     |
| Top Speed [km/h]       | 65.0                      | 66.0                     | 64.3                     | 62.4                     | 66.3                     | 65.7                     | 60.9                     |
| Avg. Dist. to Rail [m] | 3.9                       | 0.2                      | 0.8                      | 3.5                      | 5.9                      | 7.1                      | 7.4                      |
| Avg. Stride Freq. [Hz] | 2.3                       | 2.4                      | 2.4                      | 2.4                      | 2.5                      | 2.5                      | 2.3                      |
| Avg. Stride Length [m] | 6.6                       | 7.4                      | 7.2                      | 7.1                      | 7.3                      | 7.1                      | 6.8                      |



- [ ] Ranking at each section and finish
- .-.- No data available at this section
- NA No data available