

Ipswich QLD Professional

Race 4: BARRIER REEF POOLS Maiden Plate - 1200m

29 January 2025 - 15:58

Track Rating: Good 4, Weather: Fine, Rail Position: True

Section													Last 600m					
Field Times		Overall	1000m	800m	600m	400m	200m						0:34.02					
		1:09.20 (0:13.66)	0:55.54 (0:10.50)	0:45.04 (0:11.02)	0:34.02 (0:11.44)	0:22.58 (0:11.04)	0:11.54 (0:11.54)											
Rank	TAB	Horse/Jockey	Barrier	Top Speed [km/h]	Fastest Section												Margin	Distance Travelled [m]
1	6	SER JOH James Orman	9	70.6 1000m	0:10.50 1000m	1:09.20 [1] (0:13.66)	0:55.54 [1] (0:10.50)	0:45.04 [1] (0:11.02)	0:34.02 [1] (0:11.44)	0:22.58 [1] (0:11.04)	0:11.54 [1] (0:11.54)	1:09.20	0:34.02					
2	5	NO BRAKES Jag Guthmann-Chester	2	67.2 1000m	0:10.89 1000m	1:10.57 [2] (0:14.28)	0:56.29 [10] (0:10.89)	0:45.40 [10] (0:10.91)	0:34.49 [10] (0:11.32)	0:23.17 [8] (0:11.46)	0:11.71 [4] (0:11.71)	8.05L	0:34.49	+2				
3	2	BOLD AS BRASS Michael Rodd	3	68.3 Overall	0:10.77 1000m	1:10.57 [3] (0:13.95)	0:56.62 [6] (0:10.77)	0:45.85 [5] (0:11.15)	0:34.70 [5] (0:11.29)	0:23.41 [4] (0:11.34)	0:12.07 [3] (0:12.07)	8.1L	0:34.70	+0				
4	9	SILVER AGENT Kyle Wilson-Taylor	10	69.9 1000m	0:10.50 1000m	1:10.93 [4] (0:13.72)	0:57.21 [3] (0:10.50)	0:46.71 [2] (0:11.18)	0:35.53 [2] (0:11.48)	0:24.05 [2] (0:11.62)	0:12.43 [2] (0:12.43)	10.17L	0:35.53	+1				
5	14	TSZYUYA Angela Jones	1	68.2 1000m	0:10.82 1000m	1:11.12 [5] (0:14.17)	0:56.95 [9] (0:10.82)	0:46.13 [9] (0:11.09)	0:35.04 [9] (0:11.28)	0:23.76 [7] (0:11.59)	0:12.17 [7] (0:12.17)	11.29L	0:35.04	+1				
6	10	DARLING TAKE CARE Justin Huxtable	4	68.0 1000m	0:10.77 1000m	1:11.13 [6] (0:13.97)	0:57.16 [7] (0:10.77)	0:46.39 [6] (0:11.15)	0:35.24 [6] (0:11.52)	0:23.72 [9] (0:11.72)	0:12.00 [8] (0:12.00)	11.34L	0:35.24	+3				
7	1	AZUKI Cody Collis	6	67.2 800m	0:10.90 1000m	1:11.17 [7] (0:14.05)	0:57.12 [8] (0:10.90)	0:46.22 [8] (0:11.03)	0:35.19 [7] (0:11.28)	0:23.91 [5] (0:11.67)	0:12.24 [6] (0:12.24)	11.59L	0:35.19	+5				
8	12	SUZI QUATROSE Adin Thompson	5	68.8 Overall	0:10.69 1000m	1:11.69 [8] (0:13.82)	0:57.87 [4] (0:10.69)	0:47.18 [4] (0:11.05)	0:36.13 [3] (0:11.45)	0:24.68 [3] (0:11.91)	0:12.77 [5] (0:12.77)	14.69L	0:36.13	-1				
9	13	VERY SWISH Boris Thornton	7	66.9 1000m	0:10.95 1000m	1:13.79 [9] (0:13.89)	0:59.90 [5] (0:10.95)	0:48.95 [7] (0:11.22)	0:37.73 [8] (0:11.59)	0:26.14 [10] (0:12.11)	0:14.03 [9] (0:14.03)	27.01L	0:37.73	+3				
10	4	HOSTWIN ERICO Ryan Curatolo	8	69.0 1000m	0:10.68 1000m	1:14.04 [10] (0:13.72)	1:00.32 [2] (0:10.68)	0:49.64 [3] (0:11.20)	0:38.44 [4] (0:11.68)	0:26.76 [6] (0:12.69)	0:14.07 [10] (0:14.07)	28.47L	0:38.44	+5				

Scratched: Superstitious (#7), Deep Dawn (#11), Tommy Flyer (#8), Cheerful Cat (#3)



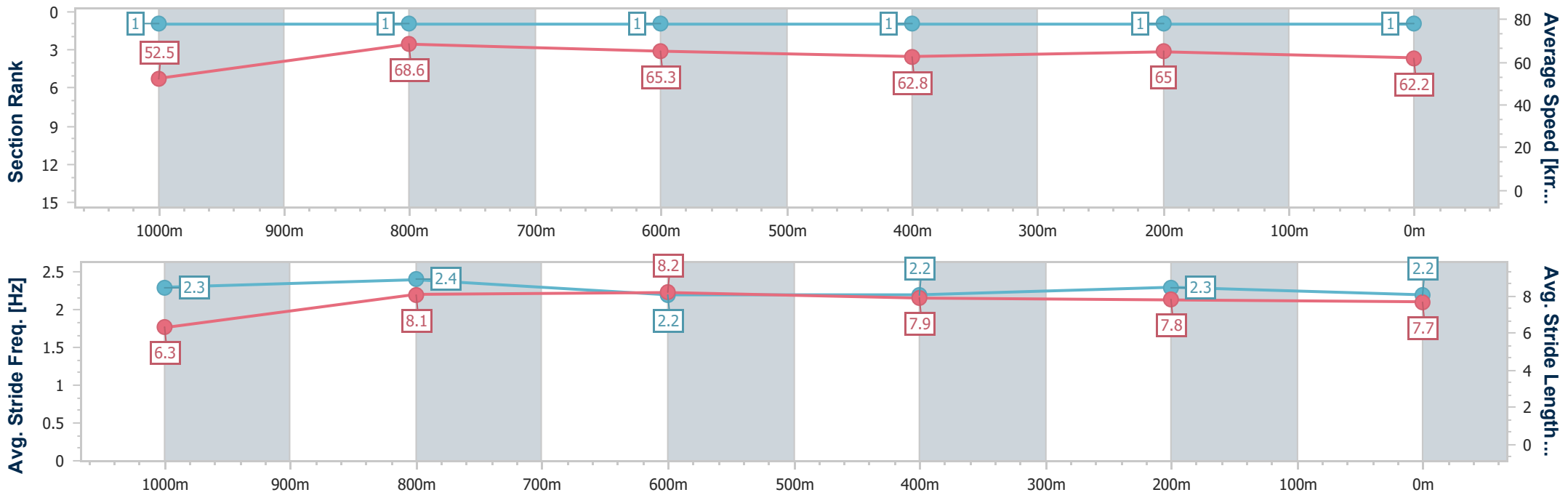
Horse/Jockey Name	Ser Joh
Final Rank	1
Fastest Section Time (Section)	0:10.50 (1000m)
Top Speed [km/h] (Section)	70.6 (1000m)
Race State	Finished



Ipswich QLD Professional
 Race 4: BARRIER REEF POOLS Maiden Plate - 1200m
 29 January 2025 - 15:58
 Track Rating: Good 4, Weather: Fine, Rail Position: True



Section	Overall	1000m	800m	600m	400m	200m
Section Times	1:09.20 [1] (0:13.66)	0:55.54 [1] (0:10.50)	0:45.04 [1] (0:11.02)	0:34.02 [1] (0:11.44)	0:22.58 [1] (0:11.04)	0:11.54 [1] (0:11.54)
Average Speed [km/h]	52.5	68.6	65.3	62.8	65.0	62.2
Top Speed [km/h]	69.8	70.6	66.7	63.7	65.7	65.2
Avg. Dist. to Rail [m]	10.4	2.8	0.7	0.7	1.1	1.5
Avg. Stride Freq. [Hz]	2.3	2.4	2.2	2.2	2.3	2.2
Avg. Stride Length [m]	6.3	8.1	8.2	7.9	7.8	7.7



- [] Ranking at each section and finish
- .-.- No data available at this section
- NA No data available



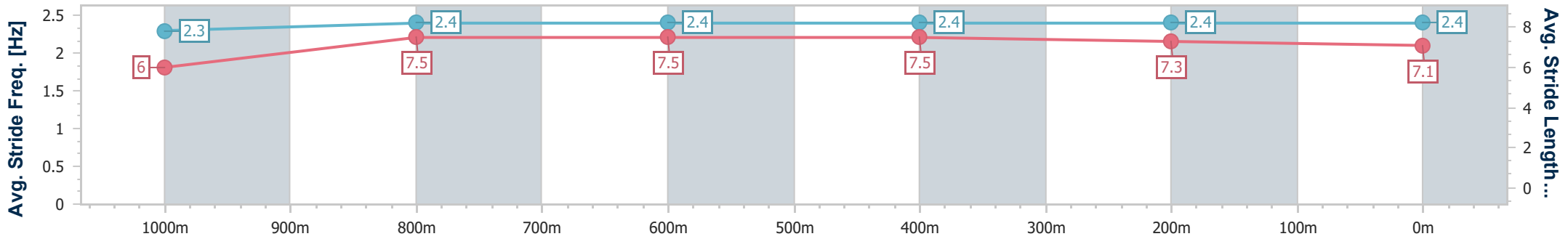
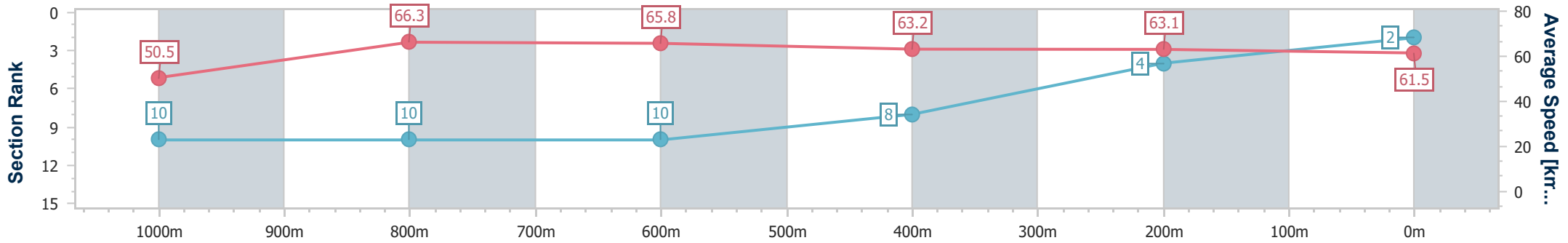
Horse/Jockey Name	No Brakes
Final Rank	2
Fastest Section Time (Section)	0:10.89 (1000m)
Top Speed [km/h] (Section)	67.2 (1000m)
Race State	Finished



Ipswich QLD Professional
 Race 4: BARRIER REEF POOLS Maiden Plate - 1200m
 29 January 2025 - 15:58
 Track Rating: Good 4, Weather: Fine, Rail Position: True



Section	Overall	1000m	800m	600m	400m	200m
Section Times	1:10.57 [2] (0:14.28)	0:56.29 [10] (0:10.89)	0:45.40 [10] (0:10.91)	0:34.49 [10] (0:11.32)	0:23.17 [8] (0:11.46)	0:11.71 [4]
Average Speed [km/h]	50.5	66.3	65.8	63.2	63.1	61.5
Top Speed [km/h]	66.9	67.2	66.5	64.9	64.0	63.1
Avg. Dist. to Rail [m]	3.7	1.3	0.5	0.8	1.4	3.4
Avg. Stride Freq. [Hz]	2.3	2.4	2.4	2.4	2.4	2.4
Avg. Stride Length [m]	6.0	7.5	7.5	7.5	7.3	7.1



- [] Ranking at each section and finish
- .-.- No data available at this section
- NA No data available



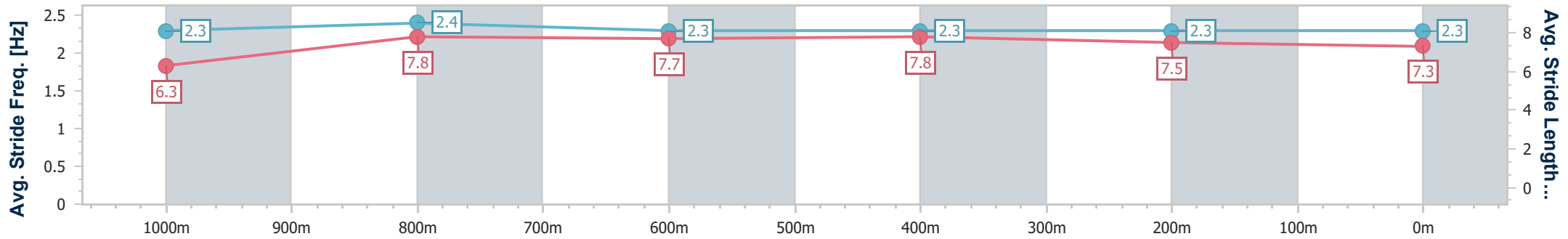
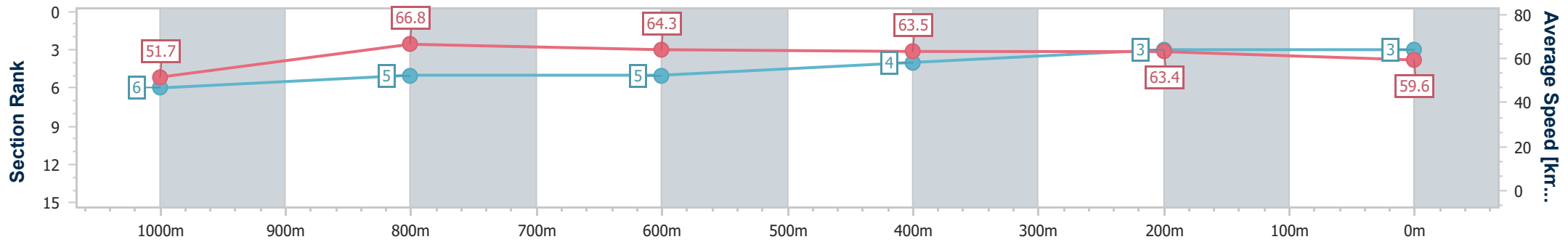
Horse/Jockey Name	Bold As Brass
Final Rank	3
Fastest Section Time (Section)	0:10.77 (1000m)
Top Speed [km/h] (Section)	68.3 (Overall)
Race State	Finished



Ipswich QLD Professional
 Race 4: BARRIER REEF POOLS Maiden Plate - 1200m
 29 January 2025 - 15:58
 Track Rating: Good 4, Weather: Fine, Rail Position: True



Section	Overall	1000m	800m	600m	400m	200m
Section Times	1:10.57 [3] (0:13.95)	0:56.62 [6] (0:10.77)	0:45.85 [5] (0:11.15)	0:34.70 [5] (0:11.29)	0:23.41 [4] (0:11.34)	0:12.07 [3] (0:12.07)
Average Speed [km/h]	51.7	66.8	64.3	63.5	63.4	59.6
Top Speed [km/h]	68.3	68.3	65.6	64.4	64.6	61.7
Avg. Dist. to Rail [m]	3.5	0.6	1.2	1.0	0.8	1.7
Avg. Stride Freq. [Hz]	2.3	2.4	2.3	2.3	2.3	2.3
Avg. Stride Length [m]	6.3	7.8	7.7	7.8	7.5	7.3



- [] Ranking at each section and finish
- .-.- No data available at this section
- NA No data available



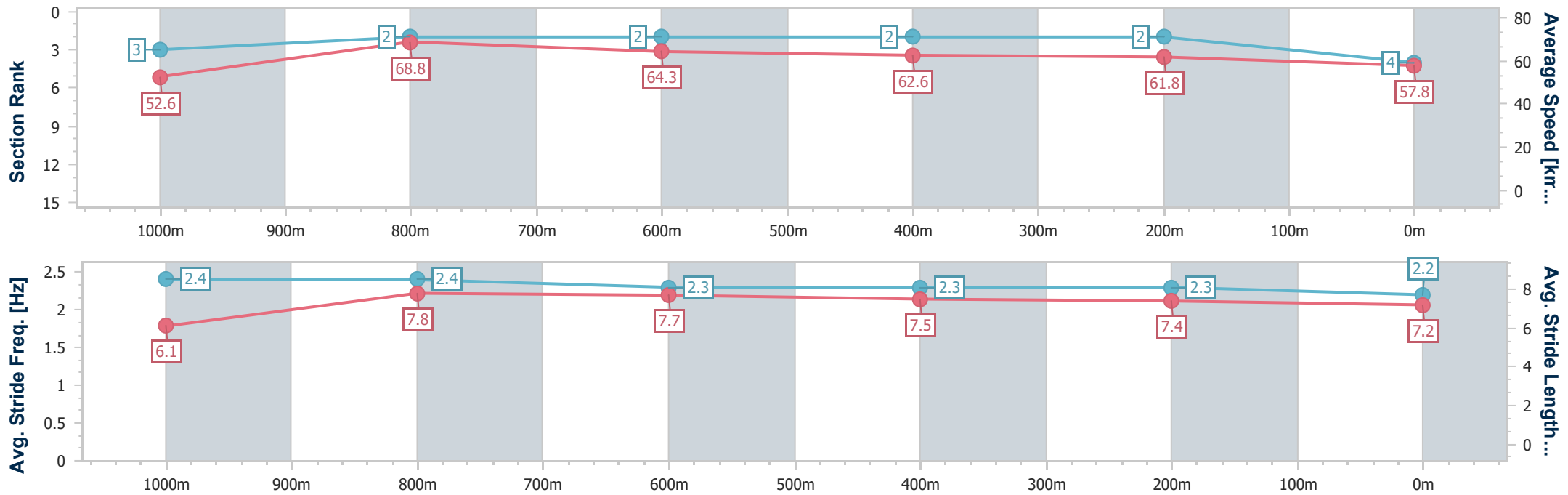
Horse/Jockey Name	Silver Agent
Final Rank	4
Fastest Section Time (Section)	0:10.50 (1000m)
Top Speed [km/h] (Section)	69.9 (1000m)
Race State	Finished



Ipswich QLD Professional
 Race 4: BARRIER REEF POOLS Maiden Plate - 1200m
 29 January 2025 - 15:58
 Track Rating: Good 4, Weather: Fine, Rail Position: True



Section	Overall	1000m	800m	600m	400m	200m
Section Times	1:10.93 [4] (0:13.72)	0:57.21 [3] (0:10.50)	0:46.71 [2] (0:11.18)	0:35.53 [2] (0:11.48)	0:24.05 [2] (0:11.62)	0:12.43 [2] (0:12.43)
Average Speed [km/h]	52.6	68.8	64.3	62.6	61.8	57.8
Top Speed [km/h]	69.7	69.9	66.4	63.8	63.6	60.1
Avg. Dist. to Rail [m]	11.2	3.4	0.6	0.5	0.4	0.5
Avg. Stride Freq. [Hz]	2.4	2.4	2.3	2.3	2.3	2.2
Avg. Stride Length [m]	6.1	7.8	7.7	7.5	7.4	7.2



- [] Ranking at each section and finish
- .-.- No data available at this section
- NA No data available



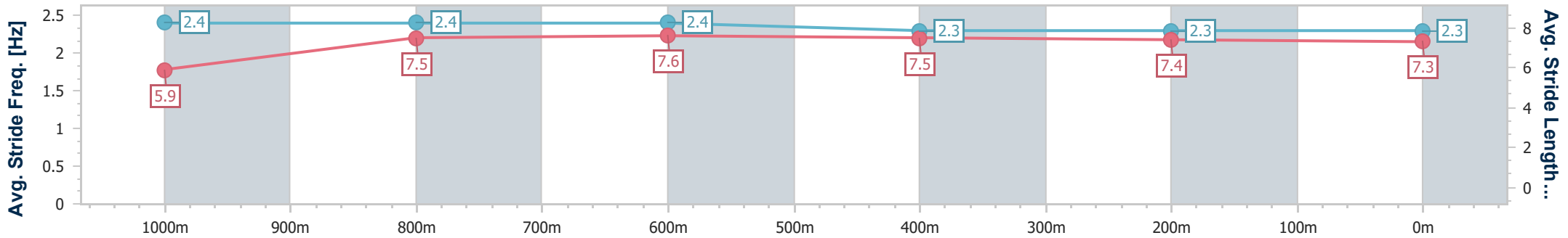
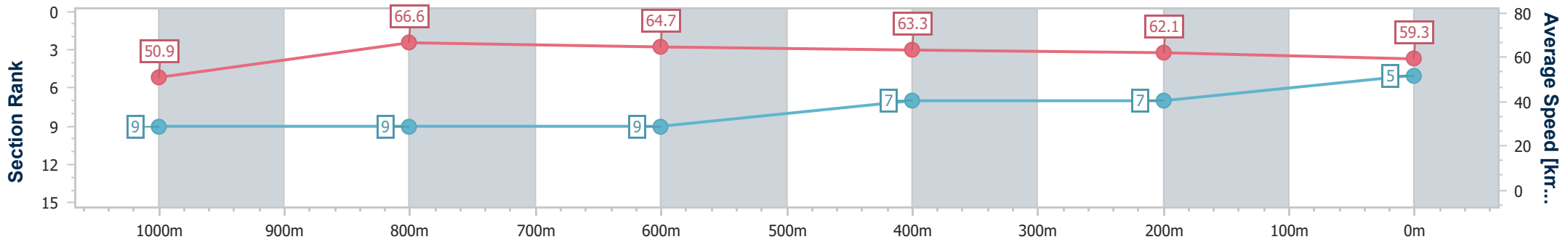
Horse/Jockey Name	Tszyuya
Final Rank	5
Fastest Section Time (Section)	0:10.82 (1000m)
Top Speed [km/h] (Section)	68.2 (1000m)
Race State	Finished



Ipswich QLD Professional
 Race 4: BARRIER REEF POOLS Maiden Plate - 1200m
 29 January 2025 - 15:58
 Track Rating: Good 4, Weather: Fine, Rail Position: True



Section	Overall	1000m	800m	600m	400m	200m
Section Times	1:11.12 [5] (0:14.17)	0:56.95 [9] (0:10.82)	0:46.13 [9] (0:11.09)	0:35.04 [9] (0:11.28)	0:23.76 [7] (0:11.59)	0:12.17 [7] (0:12.17)
Average Speed [km/h]	50.9	66.6	64.7	63.3	62.1	59.3
Top Speed [km/h]	67.9	68.2	66.9	64.9	62.6	61.9
Avg. Dist. to Rail [m]	1.8	0.3	0.9	1.1	0.6	0.8
Avg. Stride Freq. [Hz]	2.4	2.4	2.4	2.3	2.3	2.3
Avg. Stride Length [m]	5.9	7.5	7.6	7.5	7.4	7.3



- [] Ranking at each section and finish
- .-.- No data available at this section
- NA No data available



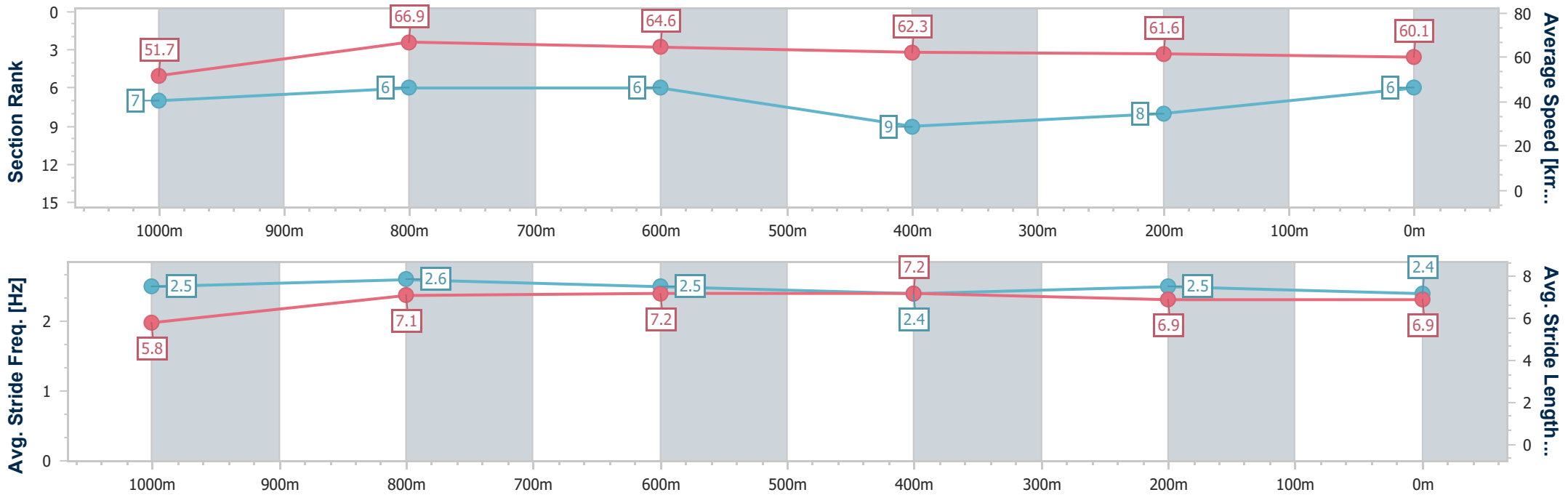
Horse/Jockey Name	Darling Take Care
Final Rank	6
Fastest Section Time (Section)	0:10.77 (1000m)
Top Speed [km/h] (Section)	68.0 (1000m)
Race State	Finished



Ipswich QLD Professional
 Race 4: BARRIER REEF POOLS Maiden Plate - 1200m
 29 January 2025 - 15:58
 Track Rating: Good 4, Weather: Fine, Rail Position: True



Section	Overall	1000m	800m	600m	400m	200m
Section Times	1:11.13 [6] (0:13.97)	0:57.16 [7] (0:10.77)	0:46.39 [6] (0:11.15)	0:35.24 [6] (0:11.52)	0:23.72 [9] (0:11.72)	0:12.00 [8] (0:12.00)
Average Speed [km/h]	51.7	66.9	64.6	62.3	61.6	60.1
Top Speed [km/h]	67.7	68.0	66.2	63.6	63.0	61.6
Avg. Dist. to Rail [m]	4.4	1.2	0.2	0.4	2.0	3.2
Avg. Stride Freq. [Hz]	2.5	2.6	2.5	2.4	2.5	2.4
Avg. Stride Length [m]	5.8	7.1	7.2	7.2	6.9	6.9



- [] Ranking at each section and finish
- .-.- No data available at this section
- NA No data available



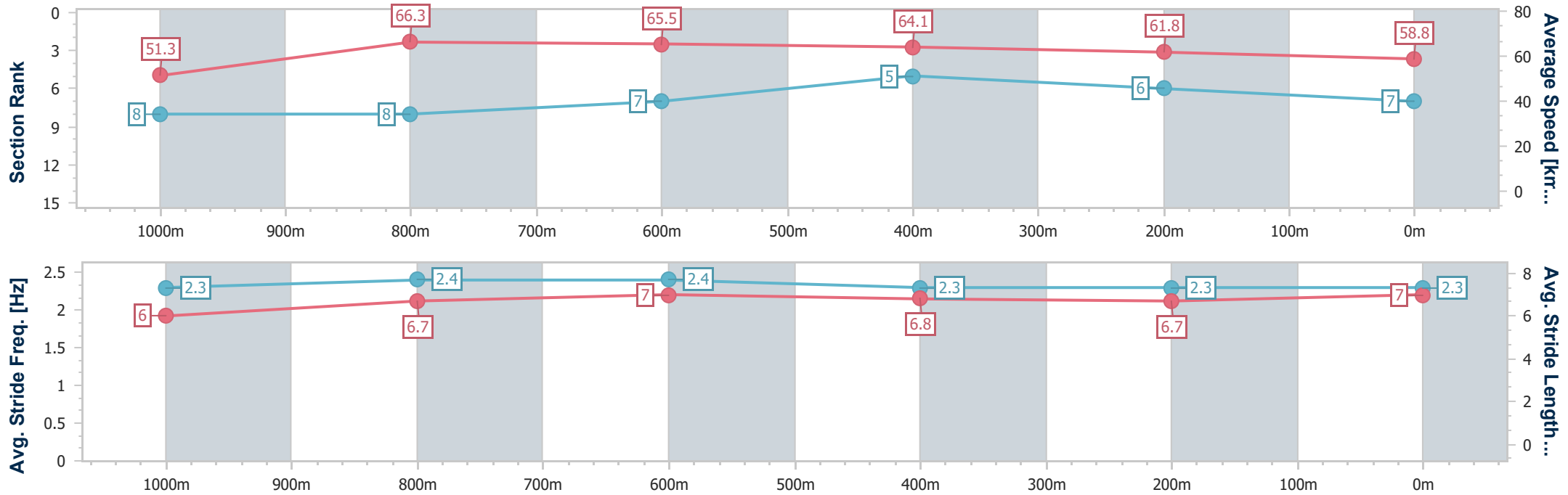
Horse/Jockey Name	Azuki
Final Rank	7
Fastest Section Time (Section)	0:10.90 (1000m)
Top Speed [km/h] (Section)	67.2 (800m)
Race State	Finished



Ipswich QLD Professional
 Race 4: BARRIER REEF POOLS Maiden Plate - 1200m
 29 January 2025 - 15:58
 Track Rating: Good 4, Weather: Fine, Rail Position: True



Section	Overall	1000m	800m	600m	400m	200m
Section Times	1:11.17 [7] (0:14.05)	0:57.12 [8] (0:10.90)	0:46.22 [8] (0:11.03)	0:35.19 [7] (0:11.28)	0:23.91 [5] (0:11.67)	0:12.24 [6] (0:12.24)
Average Speed [km/h]	51.3	66.3	65.5	64.1	61.8	58.8
Top Speed [km/h]	66.9	66.9	67.2	65.1	63.4	60.6
Avg. Dist. to Rail [m]	6.5	2.1	0.6	0.9	1.7	3.2
Avg. Stride Freq. [Hz]	2.3	2.4	2.4	2.3	2.3	2.3
Avg. Stride Length [m]	6.0	6.7	7.0	6.8	6.7	7.0



- [] Ranking at each section and finish
- .-.- No data available at this section
- NA No data available



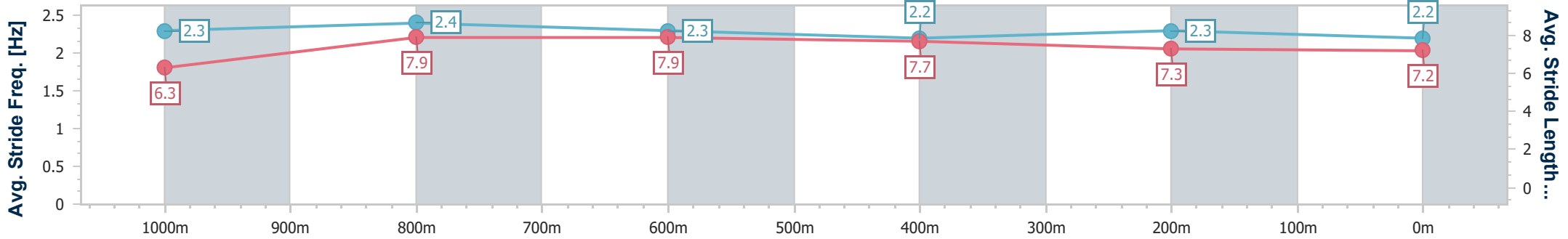
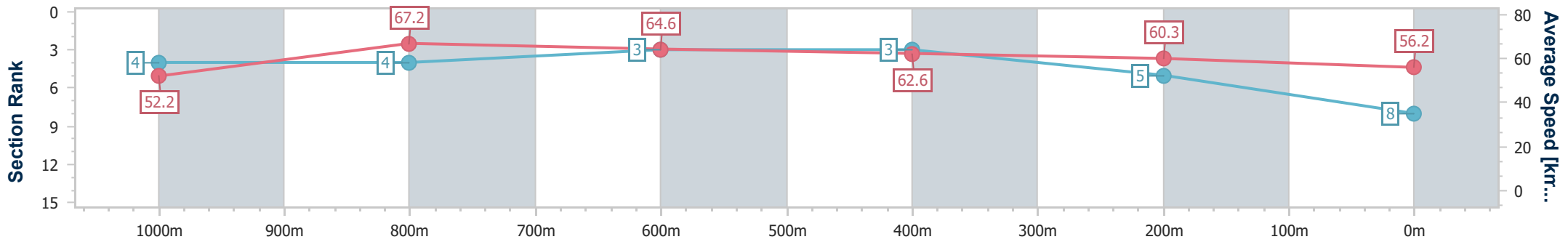
Horse/Jockey Name	Suzi Quatrose
Final Rank	8
Fastest Section Time (Section)	0:10.69 (1000m)
Top Speed [km/h] (Section)	68.8 (Overall)
Race State	Finished



Ipswich QLD Professional
 Race 4: BARRIER REEF POOLS Maiden Plate - 1200m
 29 January 2025 - 15:58
 Track Rating: Good 4, Weather: Fine, Rail Position: True



Section	Overall	1000m	800m	600m	400m	200m
Section Times	1:11.69 [8] (0:13.82)	0:57.87 [4] (0:10.69)	0:47.18 [4] (0:11.05)	0:36.13 [3] (0:11.45)	0:24.68 [3] (0:11.91)	0:12.77 [5] (0:12.77)
Average Speed [km/h]	52.2	67.2	64.6	62.6	60.3	56.2
Top Speed [km/h]	68.8	68.8	66.0	63.7	61.4	58.6
Avg. Dist. to Rail [m]	4.9	1.4	1.6	1.3	0.8	0.6
Avg. Stride Freq. [Hz]	2.3	2.4	2.3	2.2	2.3	2.2
Avg. Stride Length [m]	6.3	7.9	7.9	7.7	7.3	7.2



- [] Ranking at each section and finish
- .-.- No data available at this section
- NA No data available



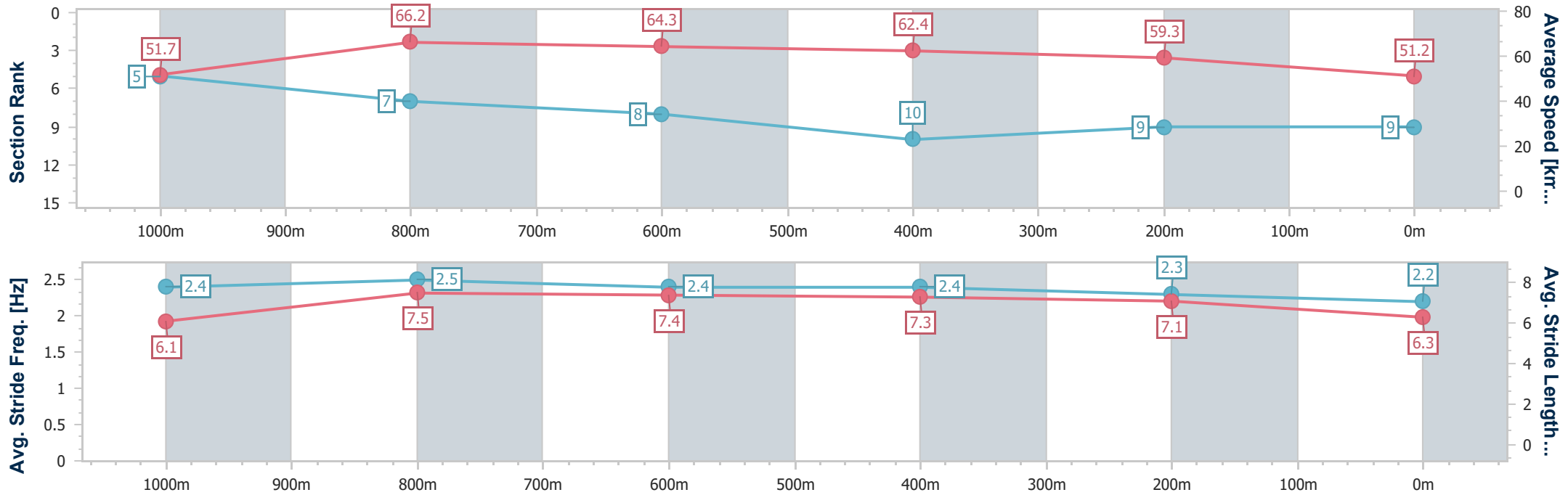
Horse/Jockey Name	Very Swish
Final Rank	9
Fastest Section Time (Section)	0:10.95 (1000m)
Top Speed [km/h] (Section)	66.9 (1000m)
Race State	Finished



Ipswich QLD Professional
 Race 4: BARRIER REEF POOLS Maiden Plate - 1200m
 29 January 2025 - 15:58
 Track Rating: Good 4, Weather: Fine, Rail Position: True



Section	Overall	1000m	800m	600m	400m	200m
Section Times	1:13.79 [9] (0:13.89)	0:59.90 [5] (0:10.95)	0:48.95 [7] (0:11.22)	0:37.73 [8] (0:11.59)	0:26.14 [10] (0:12.11)	0:14.03 [9] (0:14.03)
Average Speed [km/h]	51.7	66.2	64.3	62.4	59.3	51.2
Top Speed [km/h]	66.6	66.9	66.2	63.5	61.5	56.8
Avg. Dist. to Rail [m]	7.1	3.0	1.3	1.0	0.7	0.5
Avg. Stride Freq. [Hz]	2.4	2.5	2.4	2.4	2.3	2.2
Avg. Stride Length [m]	6.1	7.5	7.4	7.3	7.1	6.3



- [] Ranking at each section and finish
- .-.- No data available at this section
- NA No data available



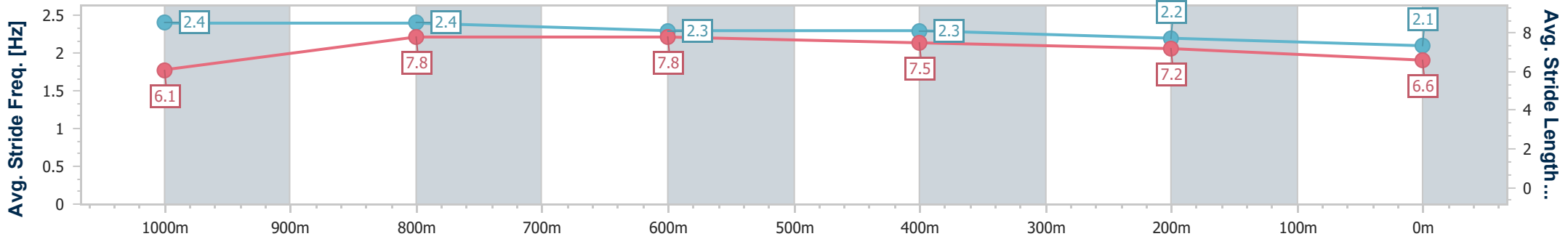
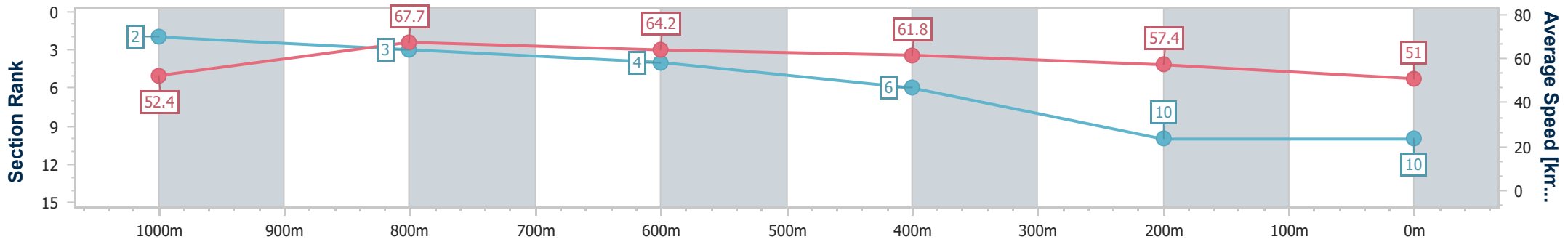
Horse/Jockey Name	Hostwin Erico
Final Rank	10
Fastest Section Time (Section)	0:10.68 (1000m)
Top Speed [km/h] (Section)	69.0 (1000m)
Race State	Finished



Ipswich QLD Professional
 Race 4: BARRIER REEF POOLS Maiden Plate - 1200m
 29 January 2025 - 15:58
 Track Rating: Good 4, Weather: Fine, Rail Position: True



Section	Overall	1000m	800m	600m	400m	200m
Section Times	1:14.04 [10] (0:13.72)	1:00.32 [2] (0:10.68)	0:49.64 [3] (0:11.20)	0:38.44 [4] (0:11.68)	0:26.76 [6] (0:12.69)	0:14.07 [10] (0:14.07)
Average Speed [km/h]	52.4	67.7	64.2	61.8	57.4	51.0
Top Speed [km/h]	68.6	69.0	65.6	62.8	60.6	54.1
Avg. Dist. to Rail [m]	7.8	2.3	0.2	0.7	3.4	4.6
Avg. Stride Freq. [Hz]	2.4	2.4	2.3	2.3	2.2	2.1
Avg. Stride Length [m]	6.1	7.8	7.8	7.5	7.2	6.6



- [] Ranking at each section and finish
- .-.- No data available at this section
- NA No data available