



Ipswich QLD Professional

Race 3: TAB QTIS Three-Year-Old BENCHMARK 65 Handicap - 1350m

29 January 2025 - 15:23



Track Rating: Good 4, Weather: Fine, Rail Position: True

Section		Overall							Last 600m			
Field Times		1:19.64 (0:10.92)							0:35.03 (0:11.46)			
		1200m		1000m		800m		600m		400m		
		1:08.72 (0:10.59)		0:58.13 (0:11.33)		0:46.80 (0:11.77)		0:35.03 (0:11.60)		0:23.43 (0:11.46)		
Rank	TAB Horse/Jockey	Barrier	Top Speed [km/h]	Fastest Section							Distance Travelled [m]	
1	1 SILVA 'N' SUAVE Jasper Franklin	8	69.2 1200m	0:10.59 1200m	1:19.64 [1] (0:10.92)	1:08.72 [1] (0:10.59)	0:58.13 [1] (0:11.33)	0:46.80 [1] (0:11.85)	0:34.95 [2] (0:11.52)	0:23.43 [1] (0:11.46)	0:34.95	
2	7 IRAMA Bailey Wheeler	2	69.3 1200m	0:10.61 1200m	1:19.84 [2] (0:11.14)	1:08.70 [4] (0:10.61)	0:58.09 [4] (0:11.33)	0:46.76 [3] (0:11.81)	0:34.95 [3] (0:11.54)	0:23.41 [3] (0:11.60)	0:34.95	+0
3	5 MISS TRUSTFUL Kyle Wilson-Taylor	6	68.1 1200m	0:10.77 1200m	1:19.91 [3] (0:11.23)	1:08.68 [5] (0:10.77)	0:57.91 [6] (0:11.53)	0:46.38 [6] (0:11.87)	0:34.51 [7] (0:11.21)	0:23.30 [6] (0:11.44)	0:34.51	+2
3	8 PULPIT Jake Bayliss	4	67.4 1200m	0:10.87 1200m	1:19.91 [3] (0:11.63)	1:08.28 [8] (0:10.87)	0:57.41 [8] (0:11.38)	0:46.03 [9] (0:11.87)	0:34.16 [9] (0:11.29)	0:22.87 [9] (0:11.26)	0:34.16	+8
5	4 LOVE 'N' ROCKETS Emily Lang	5	67.8 1200m	0:10.76 1200m	1:20.08 [5] (0:11.93)	1:08.15 [9] (0:10.76)	0:57.39 [9] (0:11.01)	0:46.38 [8] (0:11.59)	0:34.79 [6] (0:11.47)	0:23.32 [7] (0:11.48)	0:34.79	+5
6	3 ATTENTIVE James Orman	1	68.5 1200m	0:10.66 1200m	1:20.40 [6] (0:11.31)	1:09.09 [6] (0:10.66)	0:58.43 [5] (0:11.32)	0:47.11 [5] (0:11.73)	0:35.38 [5] (0:11.50)	0:23.88 [4] (0:11.86)	0:35.38	+7
7	2 COLE'S BEST Justin Huxtable	7	69.1 1200m	0:10.62 1200m	1:20.60 [7] (0:11.07)	1:09.53 [3] (0:10.62)	0:58.91 [3] (0:11.41)	0:47.50 [4] (0:11.80)	0:35.70 [4] (0:11.65)	0:24.05 [5] (0:11.92)	0:35.70	+9
8	9 PORT RIVER BILLIE Cejay Graham	9	70.3 1200m	0:10.48 1200m	1:20.60 [8] (0:11.03)	1:09.57 [2] (0:10.48)	0:59.09 [2] (0:11.34)	0:47.75 [2] (0:11.76)	0:35.99 [1] (0:11.61)	0:24.38 [2] (0:11.84)	0:35.99	+7
9	6 FLAME TREE STAR Angela Jones	3	67.5 1200m	0:10.81 1200m	1:21.13 [9] (0:11.50)	1:09.63 [7] (0:10.81)	0:58.82 [7] (0:11.35)	0:47.47 [7] (0:11.80)	0:35.67 [8] (0:11.48)	0:24.19 [8] (0:11.80)	0:35.67	+7

[] Ranking at each section and finish
 -:-:- No data available at this section
 NA No data available

SCN Saddle cloth number
 DNF Did not finish
 DNT Did not track

Track Rating: Good 4, Weather: Fine, Rail Position: True

Section				200m				Last 600m		
Field Times				0:11.97 (0:11.97)				0:35.03		
Rank	TAB	Horse/Jockey	Barrier	Top Speed [km/h]	Fastest Section	Margin			Distance Travelled [m]	
1	1	SILVA 'N' SUAVE Jasper Franklin	8	69.2 1200m	0:10.59 1200m	0:11.97 [1] (0:11.97)	1:19.64		0:34.95	
2	7	IRAMA Bailey Wheeler	2	69.3 1200m	0:10.61 1200m	0:11.81 [2] (0:11.81)	1.18L		0:34.95	+0
3	5	MISS TRUSTFUL Kyle Wilson-Taylor	6	68.1 1200m	0:10.77 1200m	0:11.86 [3] (0:11.86)	1.61L		0:34.51	+2
3	8	PULPIT Jake Bayliss	4	67.4 1200m	0:10.87 1200m	0:11.61 [6] (0:11.61)	1.61L		0:34.16	+8
5	4	LOVE 'N' ROCKETS Emily Lang	5	67.8 1200m	0:10.76 1200m	0:11.84 [5] (0:11.84)	2.64L		0:34.79	+5
6	3	ATTENTIVE James Orman	1	68.5 1200m	0:10.66 1200m	0:12.02 [7] (0:12.02)	4.49L		0:35.38	+7
7	2	COLE'S BEST Justin Huxtable	7	69.1 1200m	0:10.62 1200m	0:12.13 [8] (0:12.13)	5.65L		0:35.70	+9
8	9	PORT RIVER BILLIE Cejay Graham	9	70.3 1200m	0:10.48 1200m	0:12.54 [4] (0:12.54)	5.67L		0:35.99	+7
9	6	FLAME TREE STAR Angela Jones	3	67.5 1200m	0:10.81 1200m	0:12.39 [9] (0:12.39)	8.78L		0:35.67	+7



Horse/Jockey Name	Silva 'N' Suave
Final Rank	1
Fastest Section Time (Section)	0:10.59 (1200m)
Top Speed [km/h] (Section)	69.2 (1200m)
Race State	Finished



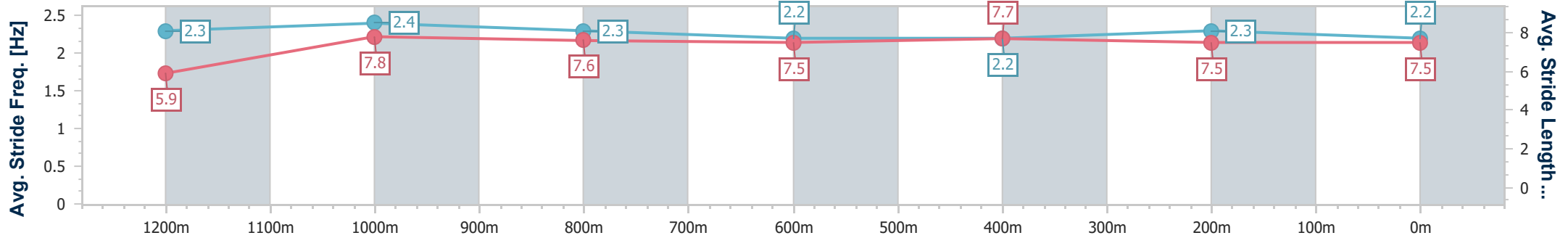
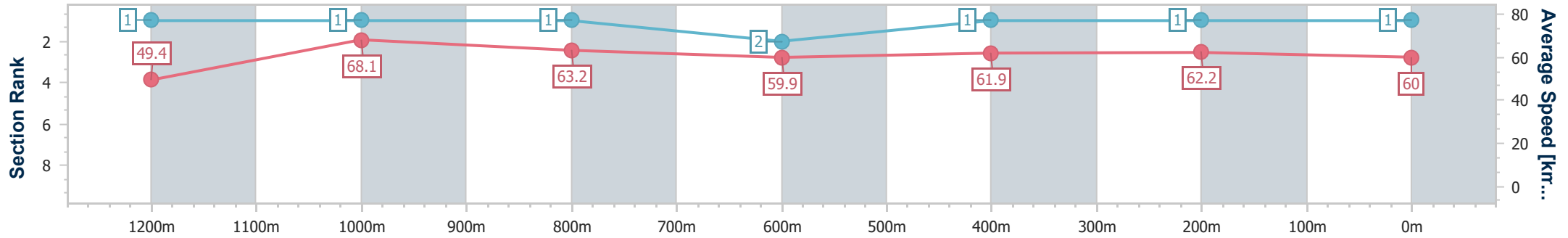
Ipswich QLD Professional
Race 3: TAB QTIS Three-Year-Old BENCHMARK 65 Handicap - 1350m



29 January 2025 - 15:23

Track Rating: Good 4, Weather: Fine, Rail Position: True

Section	Overall	1200m	1000m	800m	600m	400m	200m
Section Times	1:19.64 [1] (0:10.92)	1:08.72 [1] (0:10.59)	0:58.13 [1] (0:11.33)	0:46.80 [1] (0:11.85)	0:34.95 [2] (0:11.52)	0:23.43 [1] (0:11.46)	0:11.97 [1] (0:11.97)
Average Speed [km/h]	49.4	68.1	63.2	59.9	61.9	62.2	60.0
Top Speed [km/h]	68.6	69.2	65.7	61.4	63.5	63.9	61.9
Avg. Dist. to Rail [m]	6.0	2.3	1.9	2.6	2.3	2.4	1.5
Avg. Stride Freq. [Hz]	2.3	2.4	2.3	2.2	2.2	2.3	2.2
Avg. Stride Length [m]	5.9	7.8	7.6	7.5	7.7	7.5	7.5



- [] Ranking at each section and finish
- .-.- No data available at this section
- NA No data available



Horse/Jockey Name	Irama
Final Rank	2
Fastest Section Time (Section)	0:10.61 (1200m)
Top Speed [km/h] (Section)	69.3 (1200m)
Race State	Finished



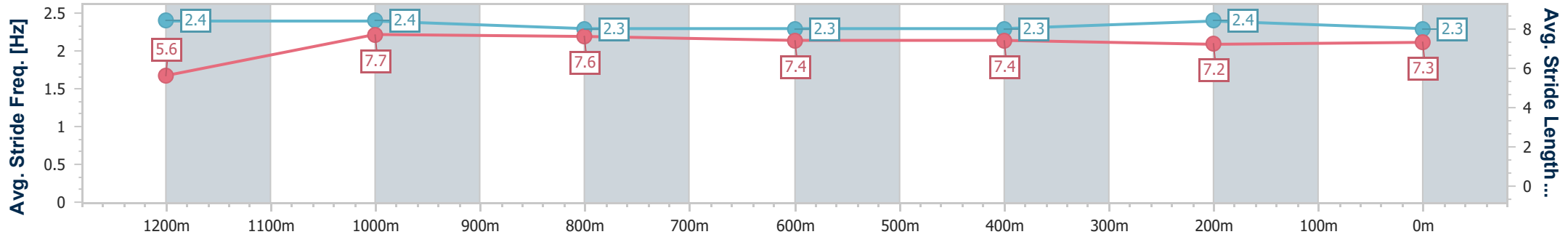
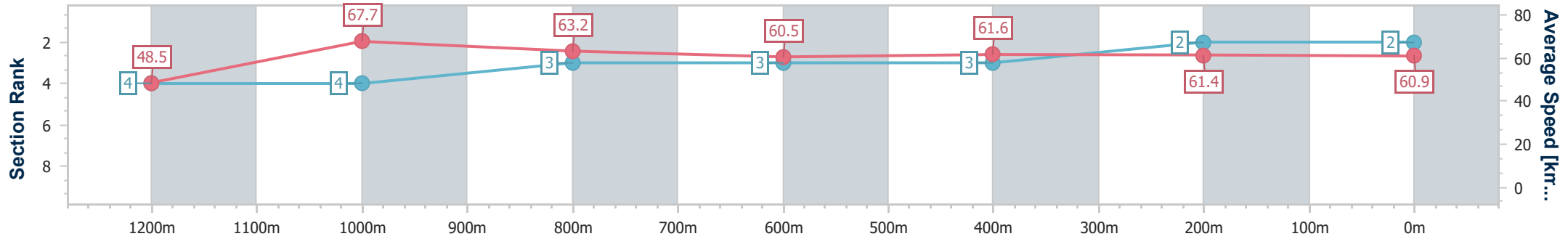
Ipswich QLD Professional
Race 3: TAB QTIS Three-Year-Old BENCHMARK 65 Handicap - 1350m



29 January 2025 - 15:23

Track Rating: Good 4, Weather: Fine, Rail Position: True

Section	Overall	1200m	1000m	800m	600m	400m	200m
Section Times	1:19.84 [2] (0:11.14)	1:08.70 [4] (0:10.61)	0:58.09 [4] (0:11.33)	0:46.76 [3] (0:11.81)	0:34.95 [3] (0:11.54)	0:23.41 [3] (0:11.60)	0:11.81 [2] (0:11.81)
Average Speed [km/h]	48.5	67.7	63.2	60.5	61.6	61.4	60.9
Top Speed [km/h]	68.0	69.3	65.9	61.5	62.5	62.9	62.9
Avg. Dist. to Rail [m]	2.1	1.1	1.1	2.7	3.5	2.0	0.5
Avg. Stride Freq. [Hz]	2.4	2.4	2.3	2.3	2.3	2.4	2.3
Avg. Stride Length [m]	5.6	7.7	7.6	7.4	7.4	7.2	7.3



- [] Ranking at each section and finish
- .-.- No data available at this section
- NA No data available



Horse/Jockey Name	Pulpit
Final Rank	3
Fastest Section Time (Section)	0:10.87 (1200m)
Top Speed [km/h] (Section)	67.4 (1200m)
Race State	Finished



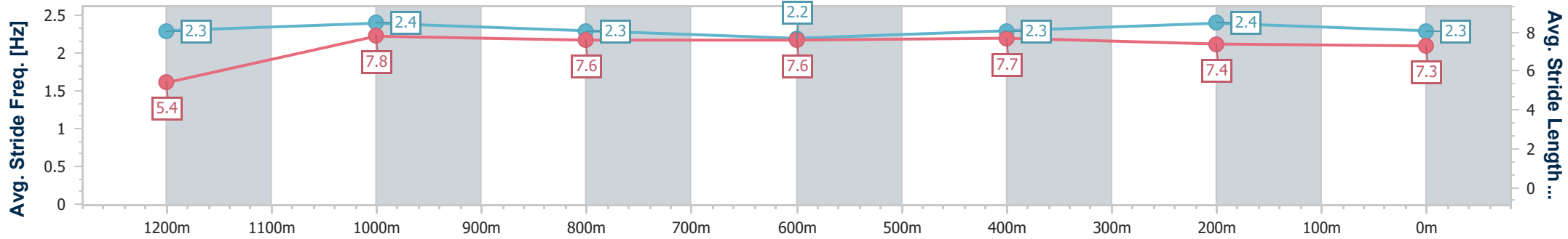
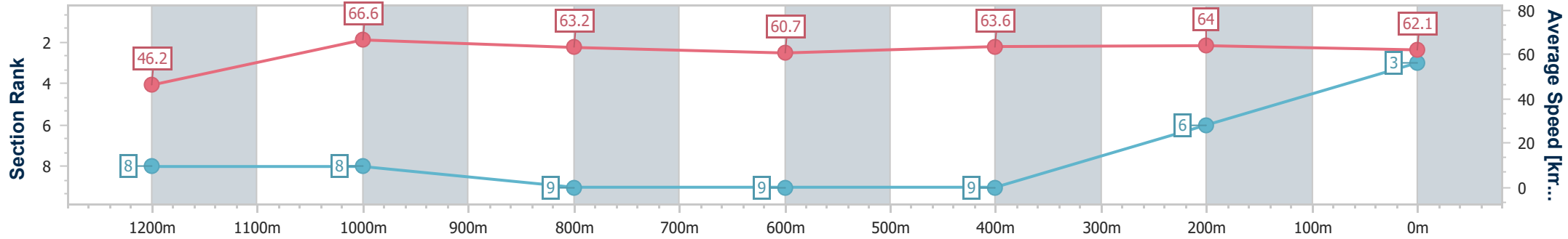
Ipswich QLD Professional
Race 3: TAB QTIS Three-Year-Old BENCHMARK 65 Handicap - 1350m



29 January 2025 - 15:23

Track Rating: Good 4, Weather: Fine, Rail Position: True

Section	Overall	1200m	1000m	800m	600m	400m	200m						
Section Times	1:19.91 [3] (0:11.63)	1:08.28 [8] (0:10.87)	0:57.41 [8] (0:11.38)	0:46.03 [9] (0:11.87)	0:34.16 [9] (0:11.29)	0:22.87 [9] (0:11.26)	0:11.61 [6]						
Average Speed [km/h]	46.2	66.6	63.2	60.7	63.6	64.0	62.1						
Top Speed [km/h]	65.9	67.4	65.6	62.6	65.0	64.8	63.8						
Avg. Dist. to Rail [m]	3.9	3.7	1.2	0.9	0.9	1.5	2.7						
Avg. Stride Freq. [Hz]	2.3	2.4	2.3	2.2	2.3	2.4	2.3						
Avg. Stride Length [m]	5.4	7.8	7.6	7.6	7.7	7.4	7.3						



- [] Ranking at each section and finish
- .-.- No data available at this section
- NA No data available



Horse/Jockey Name	Miss Trustful
Final Rank	3
Fastest Section Time (Section)	0:10.77 (1200m)
Top Speed [km/h] (Section)	68.1 (1200m)
Race State	Finished



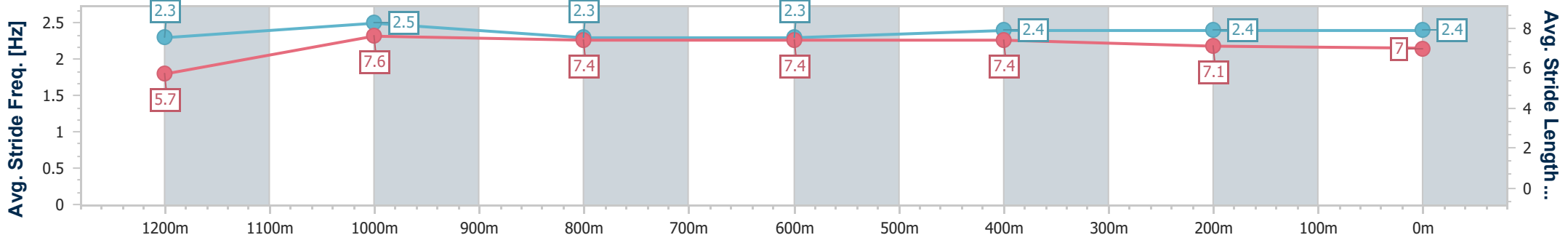
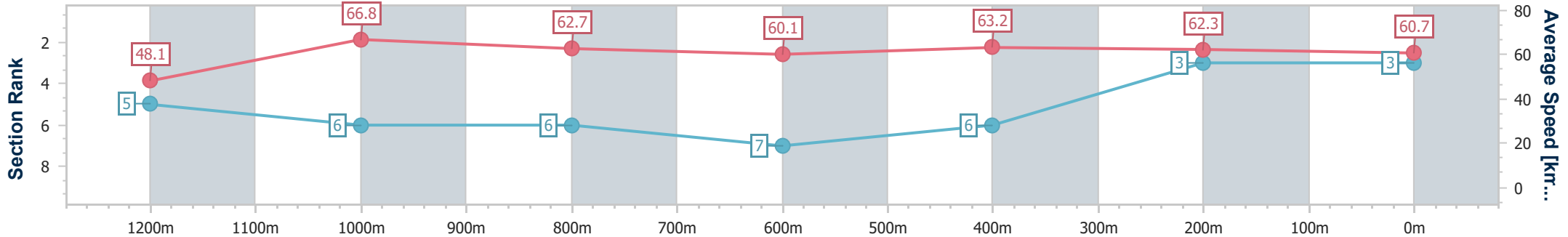
Ipswich QLD Professional
Race 3: TAB QTIS Three-Year-Old BENCHMARK 65 Handicap - 1350m



29 January 2025 - 15:23

Track Rating: Good 4, Weather: Fine, Rail Position: True

Section	Overall	1200m	1000m	800m	600m	400m	200m
Section Times	1:19.91 [3] (0:11.23)	1:08.68 [5] (0:10.77)	0:57.91 [6] (0:11.53)	0:46.38 [6] (0:11.87)	0:34.51 [7] (0:11.21)	0:23.30 [6] (0:11.44)	0:11.86 [3] (0:11.86)
Average Speed [km/h]	48.1	66.8	62.7	60.1	63.2	62.3	60.7
Top Speed [km/h]	66.0	68.1	65.0	61.5	64.6	64.1	61.4
Avg. Dist. to Rail [m]	3.8	1.4	0.5	2.1	4.1	1.9	0.8
Avg. Stride Freq. [Hz]	2.3	2.5	2.3	2.3	2.4	2.4	2.4
Avg. Stride Length [m]	5.7	7.6	7.4	7.4	7.4	7.1	7.0



- [] Ranking at each section and finish
- .-.- No data available at this section
- NA No data available



Horse/Jockey Name	Love 'N' Rockets
Final Rank	5
Fastest Section Time (Section)	0:10.76 (1200m)
Top Speed [km/h] (Section)	67.8 (1200m)
Race State	Finished



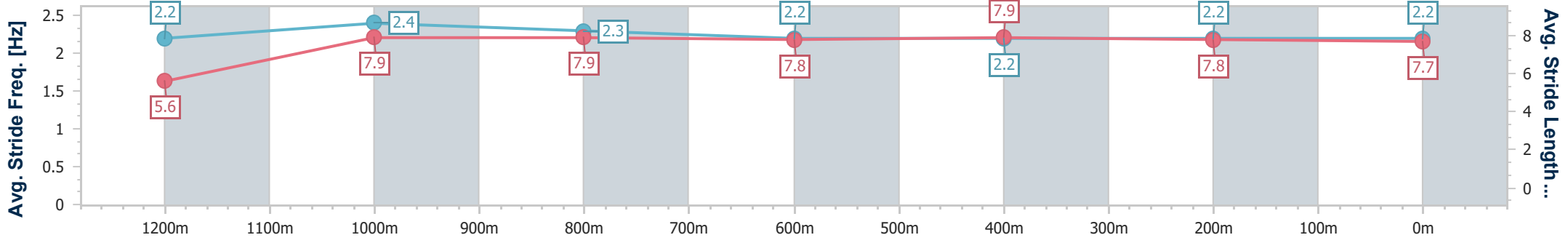
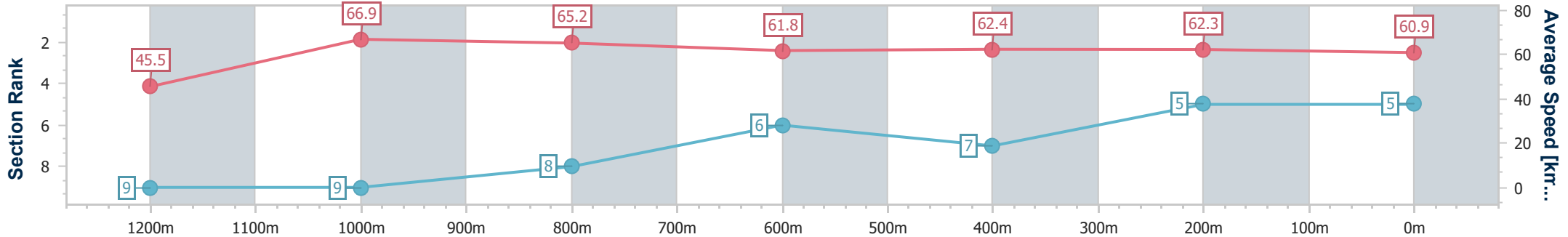
Ipswich QLD Professional
Race 3: TAB QTIS Three-Year-Old BENCHMARK 65 Handicap - 1350m



29 January 2025 - 15:23

Track Rating: Good 4, Weather: Fine, Rail Position: True

Section	Overall	1200m	1000m	800m	600m	400m	200m
Section Times	1:20.08 [5] (0:11.93)	1:08.15 [9] (0:10.76)	0:57.39 [9] (0:11.01)	0:46.38 [8] (0:11.59)	0:34.79 [6] (0:11.47)	0:23.32 [7] (0:11.48)	0:11.84 [5] (0:11.84)
Average Speed [km/h]	45.5	66.9	65.2	61.8	62.4	62.3	60.9
Top Speed [km/h]	65.1	67.8	67.7	63.4	63.3	63.7	63.8
Avg. Dist. to Rail [m]	4.3	2.1	0.7	1.1	0.9	1.2	0.3
Avg. Stride Freq. [Hz]	2.2	2.4	2.3	2.2	2.2	2.2	2.2
Avg. Stride Length [m]	5.6	7.9	7.9	7.8	7.9	7.8	7.7



- [] Ranking at each section and finish
- .-.- No data available at this section
- NA No data available



Horse/Jockey Name	Attentive
Final Rank	6
Fastest Section Time (Section)	0:10.66 (1200m)
Top Speed [km/h] (Section)	68.5 (1200m)
Race State	Finished



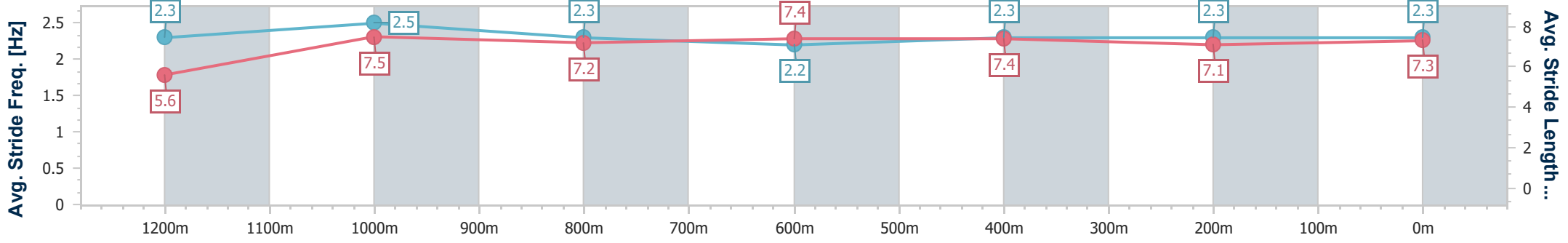
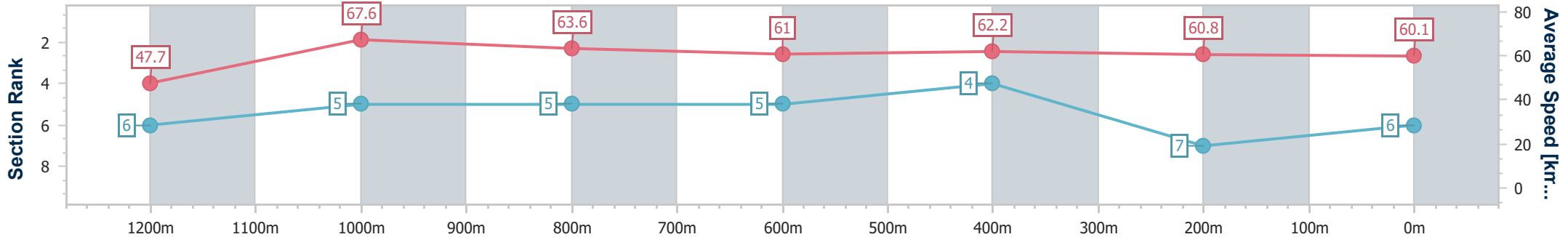
Ipswich QLD Professional
Race 3: TAB QTIS Three-Year-Old BENCHMARK 65 Handicap - 1350m



29 January 2025 - 15:23

Track Rating: Good 4, Weather: Fine, Rail Position: True

Section	Overall	1200m	1000m	800m	600m	400m	200m
Section Times	1:20.40 [6] (0:11.31)	1:09.09 [6] (0:10.66)	0:58.43 [5] (0:11.32)	0:47.11 [5] (0:11.73)	0:35.38 [5] (0:11.50)	0:23.88 [4] (0:11.86)	0:12.02 [7] (0:12.02)
Average Speed [km/h]	47.7	67.6	63.6	61.0	62.2	60.8	60.1
Top Speed [km/h]	66.8	68.5	65.2	61.9	62.9	61.9	61.3
Avg. Dist. to Rail [m]	0.6	0.9	0.5	1.6	0.7	1.5	4.5
Avg. Stride Freq. [Hz]	2.3	2.5	2.3	2.2	2.3	2.3	2.3
Avg. Stride Length [m]	5.6	7.5	7.2	7.4	7.4	7.1	7.3



- [] Ranking at each section and finish
- .-.- No data available at this section
- NA No data available



Horse/Jockey Name	Cole's Best
Final Rank	7
Fastest Section Time (Section)	0:10.62 (1200m)
Top Speed [km/h] (Section)	69.1 (1200m)
Race State	Finished



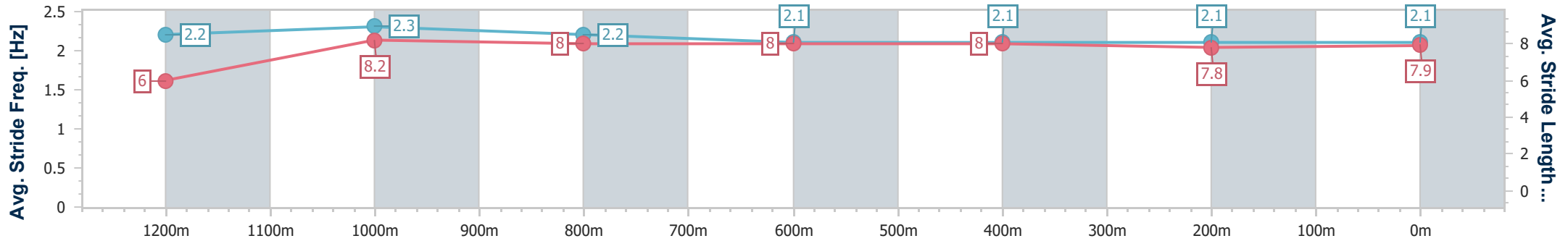
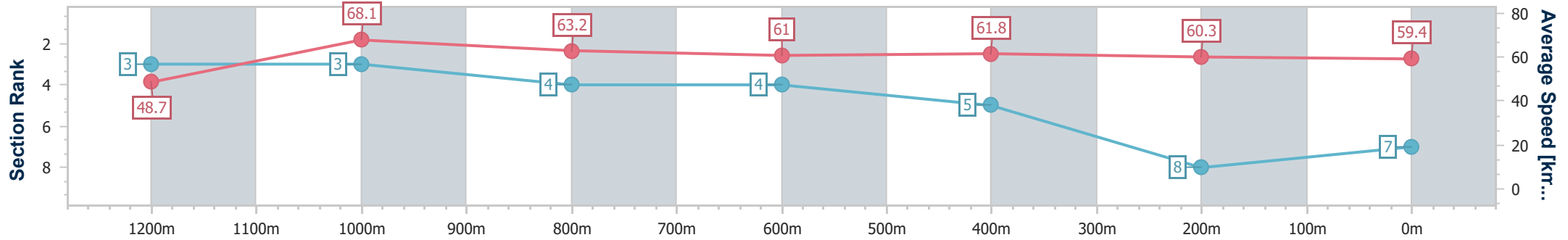
Ipswich QLD Professional
Race 3: TAB QTIS Three-Year-Old BENCHMARK 65 Handicap - 1350m



29 January 2025 - 15:23

Track Rating: Good 4, Weather: Fine, Rail Position: True

Section	Overall	1200m	1000m	800m	600m	400m	200m
Section Times	1:20.60 [7] (0:11.07)	1:09.53 [3] (0:10.62)	0:58.91 [3] (0:11.41)	0:47.50 [4] (0:11.80)	0:35.70 [4] (0:11.65)	0:24.05 [5] (0:11.92)	0:12.13 [8] (0:12.13)
Average Speed [km/h]	48.7	68.1	63.2	61.0	61.8	60.3	59.4
Top Speed [km/h]	67.2	69.1	66.5	62.4	62.6	61.8	60.4
Avg. Dist. to Rail [m]	5.2	2.6	1.2	0.2	0.3	1.0	3.3
Avg. Stride Freq. [Hz]	2.2	2.3	2.2	2.1	2.1	2.1	2.1
Avg. Stride Length [m]	6.0	8.2	8.0	8.0	8.0	7.8	7.9



- [] Ranking at each section and finish
- .-.- No data available at this section
- NA No data available



Horse/Jockey Name	Port River Billie
Final Rank	8
Fastest Section Time (Section)	0:10.48 (1200m)
Top Speed [km/h] (Section)	70.3 (1200m)
Race State	Finished



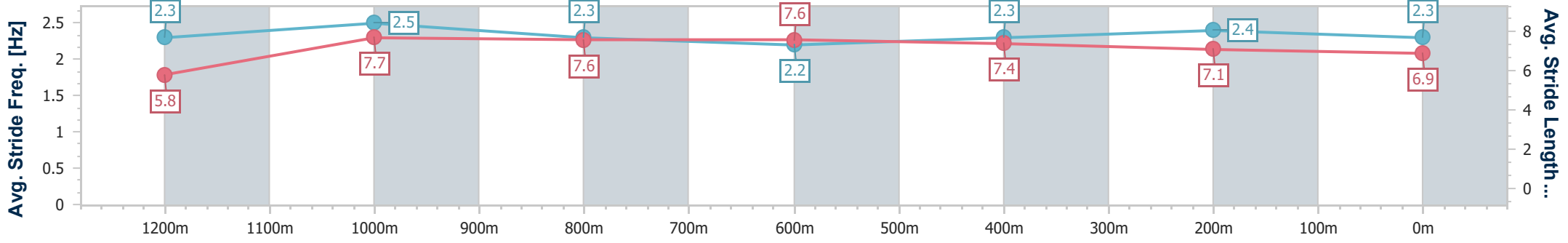
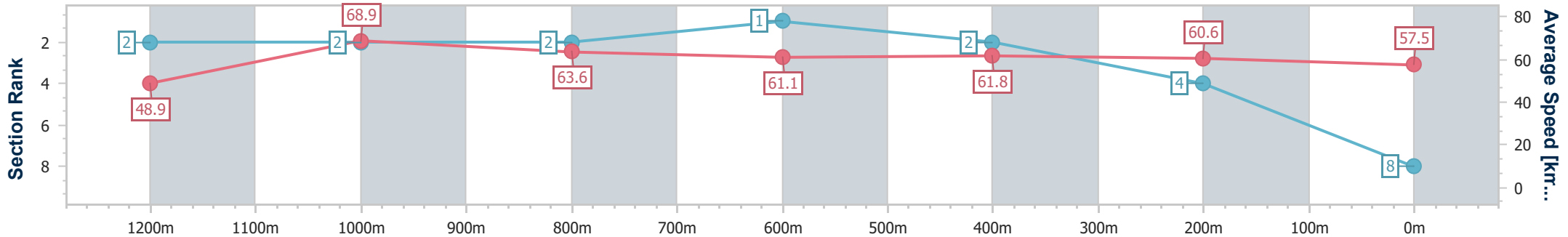
Ipswich QLD Professional
Race 3: TAB QTIS Three-Year-Old BENCHMARK 65 Handicap - 1350m



29 January 2025 - 15:23

Track Rating: Good 4, Weather: Fine, Rail Position: True

Section	Overall	1200m	1000m	800m	600m	400m	200m
Section Times	1:20.60 [8] (0:11.03)	1:09.57 [2] (0:10.48)	0:59.09 [2] (0:11.34)	0:47.75 [2] (0:11.76)	0:35.99 [1] (0:11.61)	0:24.38 [2] (0:11.84)	0:12.54 [4] (0:12.54)
Average Speed [km/h]	48.9	68.9	63.6	61.1	61.8	60.6	57.5
Top Speed [km/h]	69.2	70.3	66.7	61.7	62.4	62.5	59.4
Avg. Dist. to Rail [m]	7.4	3.1	0.4	0.5	0.6	0.6	1.1
Avg. Stride Freq. [Hz]	2.3	2.5	2.3	2.2	2.3	2.4	2.3
Avg. Stride Length [m]	5.8	7.7	7.6	7.6	7.4	7.1	6.9



- [] Ranking at each section and finish
- .-.- No data available at this section
- NA No data available



Horse/Jockey Name	Flame Tree Star
Final Rank	9
Fastest Section Time (Section)	0:10.81 (1200m)
Top Speed [km/h] (Section)	67.5 (1200m)
Race State	Finished



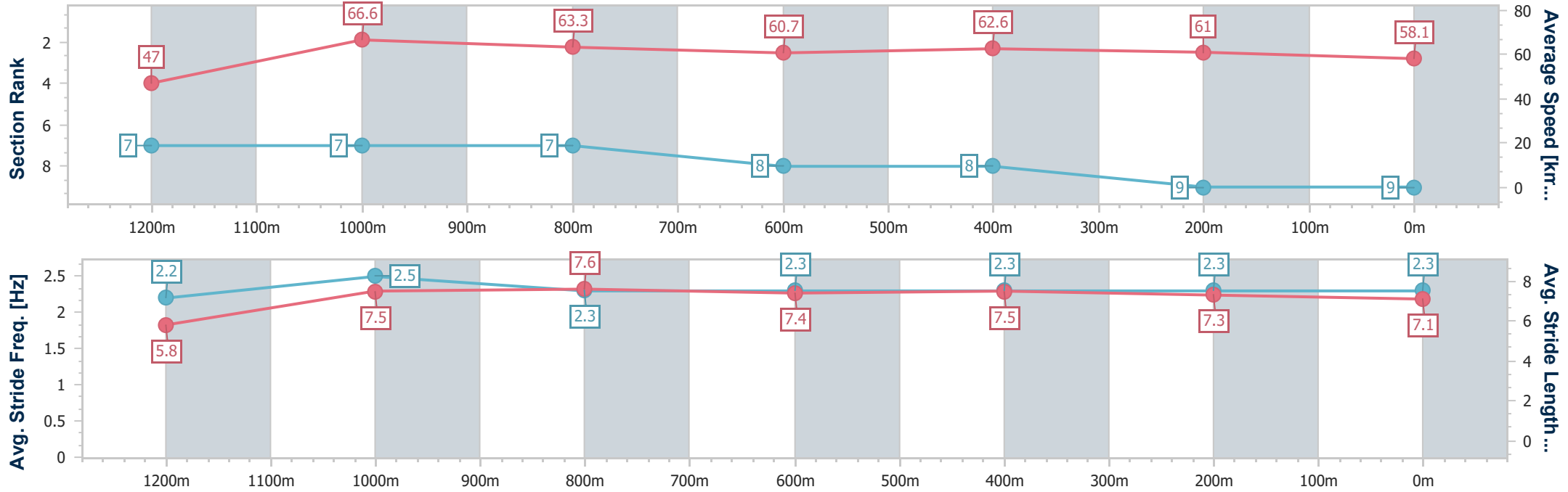
Ipswich QLD Professional
Race 3: TAB QTIS Three-Year-Old BENCHMARK 65 Handicap - 1350m



29 January 2025 - 15:23

Track Rating: Good 4, Weather: Fine, Rail Position: True

Section	Overall	1200m	1000m	800m	600m	400m	200m
Section Times	1:21.13 [9] (0:11.50)	1:09.63 [7] (0:10.81)	0:58.82 [7] (0:11.35)	0:47.47 [7] (0:11.80)	0:35.67 [8] (0:11.48)	0:24.19 [8] (0:11.80)	0:12.39 [9] (0:12.39)
Average Speed [km/h]	47.0	66.6	63.3	60.7	62.6	61.0	58.1
Top Speed [km/h]	66.5	67.5	66.6	61.7	63.9	62.8	59.7
Avg. Dist. to Rail [m]	2.2	1.3	0.2	0.9	0.7	1.4	4.0
Avg. Stride Freq. [Hz]	2.2	2.5	2.3	2.3	2.3	2.3	2.3
Avg. Stride Length [m]	5.8	7.5	7.6	7.4	7.5	7.3	7.1



- [] Ranking at each section and finish
- .-.- No data available at this section
- NA No data available