

Track Rating: Good 4, Weather: Fine, Rail Position: True

Section														
Field Times	Overall	1400m	1200m	1000m	800m	600m	400m	Last 600m						
	1:41.66 (0:18.71)	1:22.95 (0:11.79)	1:11.16 (0:11.86)	0:59.30 (0:12.16)	0:47.14 (0:11.99)	0:35.15 (0:11.58)	0:23.57 (0:11.66)	0:35.15						
Rank	TAB	Horse/Jockey	Barrier	Top Speed [km/h]	Fastest Section									Distance Travelled [m]
1	4	ARATIRI Georgina Cartwright	6	62.9 400m	0:11.58 600m	1:41.66 [1] (0:18.71)	1:22.95 [1] (0:11.79)	1:11.16 [1] (0:11.86)	0:59.30 [1] (0:12.16)	0:47.14 [1] (0:11.99)	0:35.15 [1] (0:11.58)	0:23.57 [1] (0:11.66)	0:35.15	
2	7	DRACENA Mark Du Plessis	2	63.3 600m	0:11.49 600m	1:41.66 [2] (0:18.90)	1:22.76 [3] (0:11.94)	1:10.82 [3] (0:12.03)	0:58.79 [4] (0:12.01)	0:46.78 [4] (0:12.05)	0:34.73 [4] (0:11.49)	0:23.24 [3] (0:11.57)	0:34.73	+7
3	12	POSSIBILITIES Bailey Wheeler	8	64.8 600m	0:11.39 600m	1:42.30 [3] (0:19.23)	1:23.07 [6] (0:12.13)	1:10.94 [8] (0:12.02)	0:58.92 [8] (0:12.06)	0:46.86 [8] (0:11.91)	0:34.95 [7] (0:11.39)	0:23.56 [6] (0:11.81)	0:34.95	+4
4	5	AVIOR Michael Cahill	5	63.4 600m	0:11.54 600m	1:42.38 [4] (0:19.28)	1:23.10 [8] (0:12.01)	1:11.09 [7] (0:11.85)	0:59.24 [5] (0:11.99)	0:47.25 [5] (0:11.99)	0:35.26 [5] (0:11.54)	0:23.72 [5] (0:11.69)	0:35.26	+1
5	9	HUMID Cody Collis	1	62.6 600m	0:11.61 600m	1:42.82 [5] (0:19.02)	1:23.80 [4] (0:11.83)	1:11.97 [4] (0:11.89)	1:00.08 [3] (0:12.13)	0:47.95 [3] (0:12.06)	0:35.89 [3] (0:11.61)	0:24.28 [4] (0:11.83)	0:35.89	+0
6	1	HANG OUT Andrew Mallyon	3	62.8 Overall	0:11.62 600m	1:42.94 [6] (0:18.78)	1:24.16 [2] (0:11.81)	1:12.35 [2] (0:12.01)	1:00.34 [2] (0:12.08)	0:48.26 [2] (0:12.04)	0:36.22 [2] (0:11.62)	0:24.60 [2] (0:11.97)	0:36.22	+6
7	8	HEALTHY SUSPICION Chris Whiteley	4	62.8 600m	0:11.61 600m	1:43.10 [7] (0:19.21)	1:23.89 [5] (0:11.95)	1:11.94 [6] (0:12.18)	0:59.76 [7] (0:12.09)	0:47.67 [7] (0:12.04)	0:35.63 [8] (0:11.61)	0:24.02 [8] (0:11.83)	0:35.63	+4
8	6	BACCARAT ROUGE Taylor Marshall	7	62.0 600m	0:11.87 600m	1:44.27 [8] (0:19.24)	1:25.03 [7] (0:11.91)	1:13.12 [5] (0:12.01)	1:01.11 [6] (0:12.00)	0:49.11 [6] (0:12.01)	0:37.10 [6] (0:11.87)	0:25.23 [7] (0:12.35)	0:37.10	+6

Scratched: Murmurs (#2), Lethally Stella (#11), Prefer To Dance (#3), Hurricane Rosie (#10), Top Level (#13)



Ipswich QLD Professional

Race 2: SCHWEPPE'S QTIS Three-Year-Old Maiden Plate - 1666m

29 January 2025 - 14:49



Track Rating: Good 4, Weather: Fine, Rail Position: True

Section				200m				Last 600m	
Field Times				0:11.91 (0:11.91)				0:35.15	
Rank	TAB	Horse/Jockey	Barrier	Top Speed [km/h]	Fastest Section	Margin			Distance Travelled [m]
1	4	ARATIRI Georgina Cartwright	6	62.9 400m	0:11.58 600m	0:11.91 [1] (0:11.91)	1:41.66		0:35.15
2	7	DRACENA Mark Du Plessis	2	63.3 600m	0:11.49 600m	0:11.67 [2] (0:11.67)	0.03L		0:34.73 +7
3	12	POSSIBILITIES Bailey Wheeler	8	64.8 600m	0:11.39 600m	0:11.75 [6] (0:11.75)	3.76L		0:34.95 +4
4	5	AVIOR Michael Cahill	5	63.4 600m	0:11.54 600m	0:12.03 [4] (0:12.03)	4.25L		0:35.26 +1
5	9	HUMID Cody Collis	1	62.6 600m	0:11.61 600m	0:12.45 [5] (0:12.45)	6.83L		0:35.89 +0
6	1	HANG OUT Andrew Mallyon	3	62.8 Overall	0:11.62 600m	0:12.63 [3] (0:12.63)	7.55L		0:36.22 +6
7	8	HEALTHY SUSPICION Chris Whiteley	4	62.8 600m	0:11.61 600m	0:12.19 [7] (0:12.19)	8.48L		0:35.63 +4
8	6	BACCARAT ROUGE Taylor Marshall	7	62.0 600m	0:11.87 600m	0:12.88 [8] (0:12.88)	15.36L		0:37.10 +6

Scratched: Murmurs (#2), Lethally Stella (#11), Prefer To Dance (#3), Hurricane Rosie (#10), Top Level (#13)

[] Ranking at each section and finish
 -:-:- No data available at this section
 NA No data available

SCN Saddle cloth number
 DNF Did not finish
 DNT Did not track



Horse/Jockey Name	Aratiri
Final Rank	1
Fastest Section Time (Section)	0:11.58 (600m)
Top Speed [km/h] (Section)	62.9 (400m)
Race State	Finished



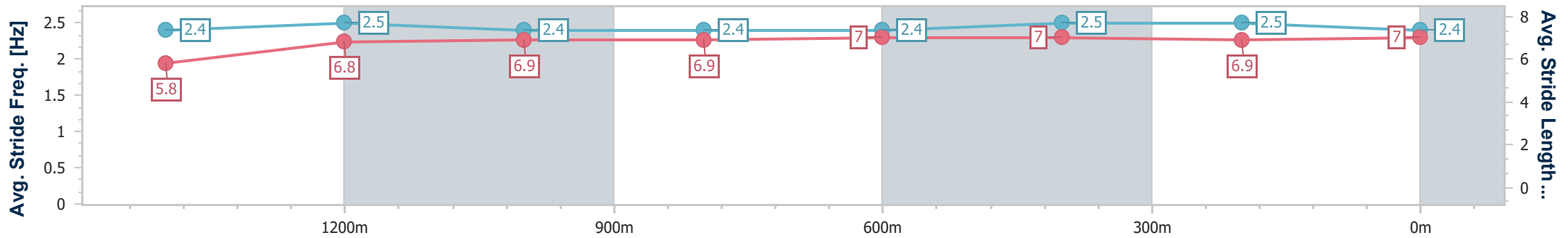
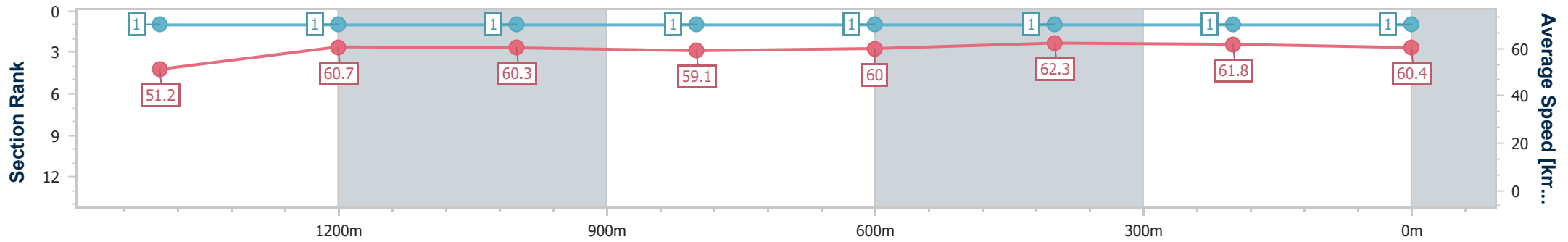
Ipswich QLD Professional
Race 2: SCHWEPPE'S QTIS Three-Year-Old Maiden Plate - 1666m



29 January 2025 - 14:49

Track Rating: Good 4, Weather: Fine, Rail Position: True

Section	Overall	1400m	1200m	1000m	800m	600m	400m	200m					
Section Times	1:41.66 [1] (0:18.71)	1:22.95 [1] (0:11.79)	1:11.16 [1] (0:11.86)	0:59.30 [1] (0:12.16)	0:47.14 [1] (0:11.99)	0:35.15 [1] (0:11.58)	0:23.57 [1] (0:11.66)	0:11.91 [1] (0:11.91)					
Average Speed [km/h]	51.2	60.7	60.3	59.1	60.0	62.3	61.8	60.4					
Top Speed [km/h]	62.8	61.8	61.0	59.6	61.5	62.8	62.9	61.6					
Avg. Dist. to Rail [m]	5.6	1.4	1.1	0.6	0.4	0.4	0.3	0.3					
Avg. Stride Freq. [Hz]	2.4	2.5	2.4	2.4	2.4	2.5	2.5	2.4					
Avg. Stride Length [m]	5.8	6.8	6.9	6.9	7.0	7.0	6.9	7.0					



- [] Ranking at each section and finish
- .-.- No data available at this section
- NA No data available



Horse/Jockey Name	Dracena
Final Rank	2
Fastest Section Time (Section)	0:11.49 (600m)
Top Speed [km/h] (Section)	63.3 (600m)
Race State	Finished



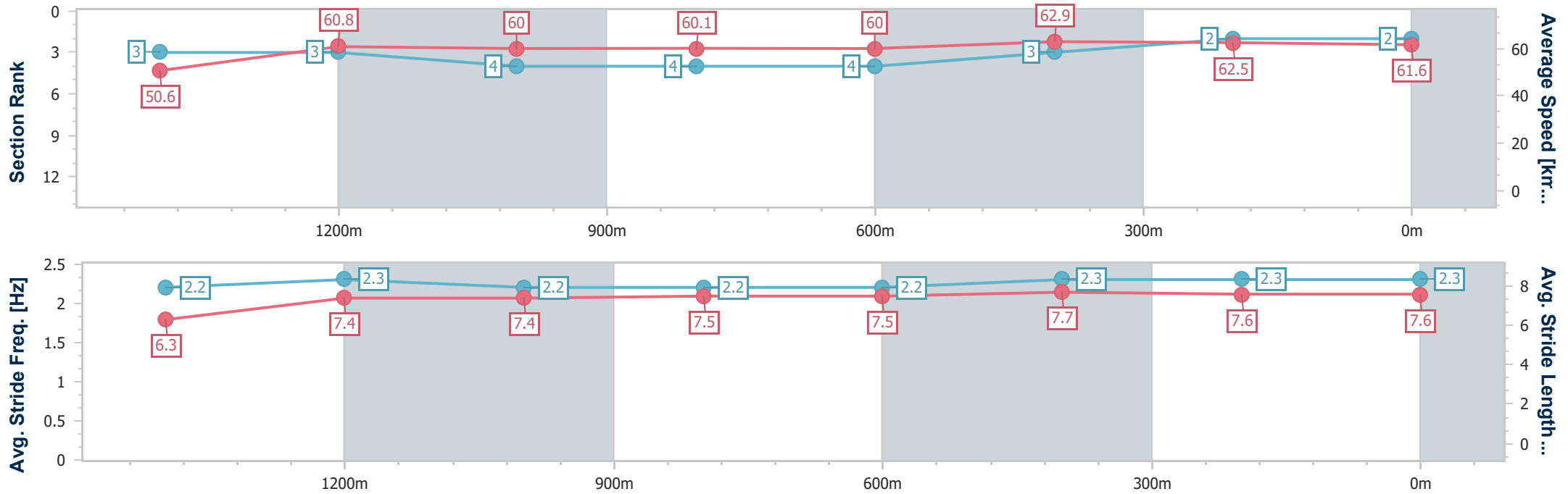
Ipswich QLD Professional
Race 2: SCHWEPPE'S QTIS Three-Year-Old Maiden Plate - 1666m



29 January 2025 - 14:49

Track Rating: Good 4, Weather: Fine, Rail Position: True

Section	Overall	1400m	1200m	1000m	800m	600m	400m	200m
Section Times	1:41.66 [2] (0:18.90)	1:22.76 [3] (0:11.94)	1:10.82 [3] (0:12.03)	0:58.79 [4] (0:12.01)	0:46.78 [4] (0:12.05)	0:34.73 [4] (0:11.49)	0:23.24 [3] (0:11.57)	0:11.67 [2] (0:11.67)
Average Speed [km/h]	50.6	60.8	60.0	60.1	60.0	62.9	62.5	61.6
Top Speed [km/h]	61.0	61.4	61.2	61.0	61.6	63.3	62.8	62.6
Avg. Dist. to Rail [m]	3.1	1.3	1.3	1.5	1.1	1.1	0.7	1.8
Avg. Stride Freq. [Hz]	2.2	2.3	2.2	2.2	2.2	2.3	2.3	2.3
Avg. Stride Length [m]	6.3	7.4	7.4	7.5	7.5	7.7	7.6	7.6



- [] Ranking at each section and finish
- .-.- No data available at this section
- NA No data available



Horse/Jockey Name	Possibilities
Final Rank	3
Fastest Section Time (Section)	0:11.39 (600m)
Top Speed [km/h] (Section)	64.8 (600m)
Race State	Finished



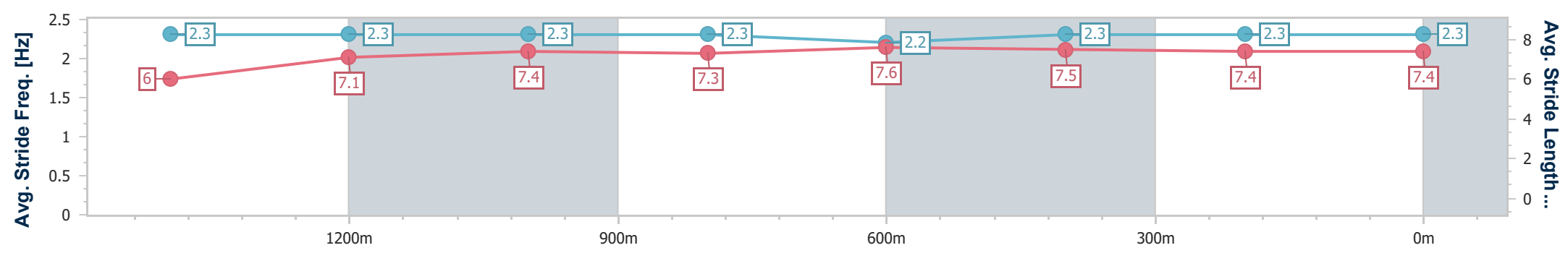
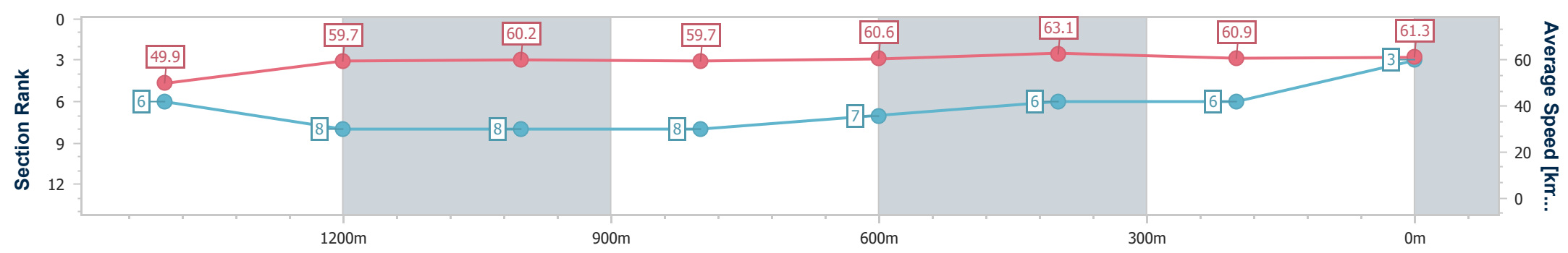
Ipswich QLD Professional
Race 2: SCHWEPPE'S QTIS Three-Year-Old Maiden Plate - 1666m



29 January 2025 - 14:49

Track Rating: Good 4, Weather: Fine, Rail Position: True

Section	Overall	1400m	1200m	1000m	800m	600m	400m	200m					
Section Times	1:42.30 [3] (0:19.23)	1:23.07 [6] (0:12.13)	1:10.94 [8] (0:12.02)	0:58.92 [8] (0:12.06)	0:46.86 [8] (0:11.91)	0:34.95 [7] (0:11.39)	0:23.56 [6] (0:11.81)	0:11.75 [6] (0:11.75)					
Average Speed [km/h]	49.9	59.7	60.2	59.7	60.6	63.1	60.9	61.3					
Top Speed [km/h]	59.9	60.9	61.5	60.7	62.9	64.8	61.9	61.8					
Avg. Dist. to Rail [m]	6.8	1.8	0.8	0.2	0.4	0.2	0.5	1.4					
Avg. Stride Freq. [Hz]	2.3	2.3	2.3	2.3	2.2	2.3	2.3	2.3					
Avg. Stride Length [m]	6.0	7.1	7.4	7.3	7.6	7.5	7.4	7.4					



[] Ranking at each section and finish
 -.-.- No data available at this section
 NA No data available



Horse/Jockey Name	Avior
Final Rank	4
Fastest Section Time (Section)	0:11.54 (600m)
Top Speed [km/h] (Section)	63.4 (600m)
Race State	Finished



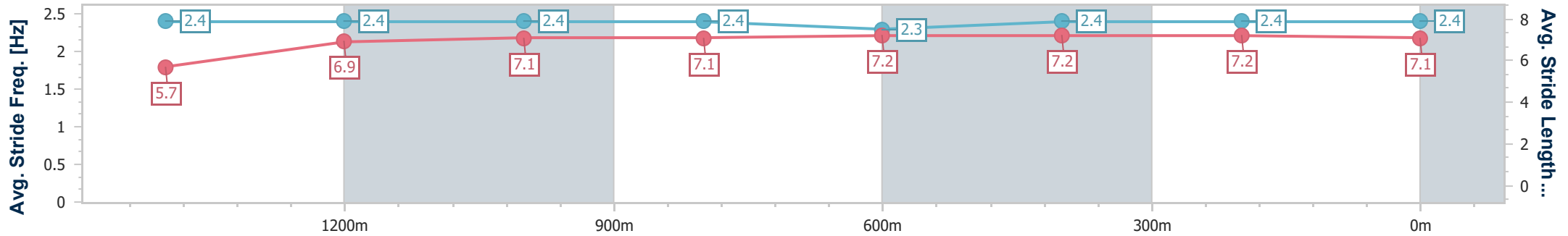
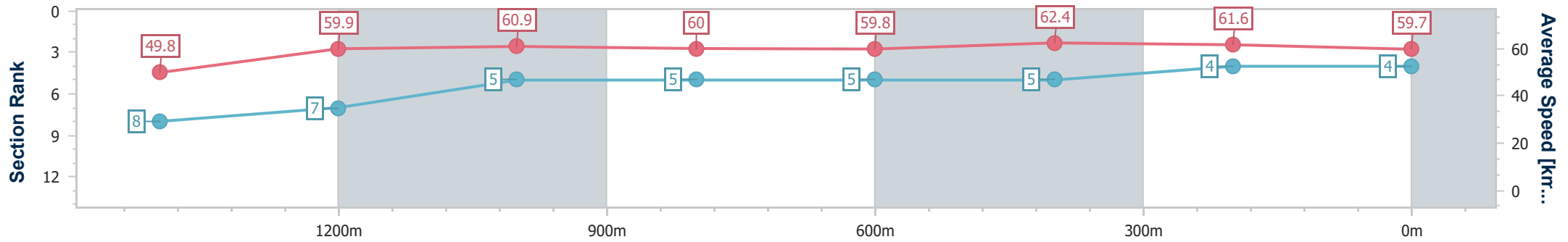
Ipswich QLD Professional
Race 2: SCHWEPPE'S QTIS Three-Year-Old Maiden Plate - 1666m



29 January 2025 - 14:49

Track Rating: Good 4, Weather: Fine, Rail Position: True

Section	Overall	1400m	1200m	1000m	800m	600m	400m	200m
Section Times	1:42.38 [4] (0:19.28)	1:23.10 [8] (0:12.01)	1:11.09 [7] (0:11.85)	0:59.24 [5] (0:11.99)	0:47.25 [5] (0:11.99)	0:35.26 [5] (0:11.54)	0:23.72 [5] (0:11.69)	0:12.03 [4] (0:12.03)
Average Speed [km/h]	49.8	59.9	60.9	60.0	59.8	62.4	61.6	59.7
Top Speed [km/h]	61.8	61.8	62.0	61.0	61.1	63.4	62.8	61.4
Avg. Dist. to Rail [m]	3.6	0.3	0.3	0.2	0.5	0.3	0.8	1.9
Avg. Stride Freq. [Hz]	2.4	2.4	2.4	2.4	2.3	2.4	2.4	2.4
Avg. Stride Length [m]	5.7	6.9	7.1	7.1	7.2	7.2	7.2	7.1



- [] Ranking at each section and finish
- .-.- No data available at this section
- NA No data available



Horse/Jockey Name	Humid
Final Rank	5
Fastest Section Time (Section)	0:11.61 (600m)
Top Speed [km/h] (Section)	62.6 (600m)
Race State	Finished



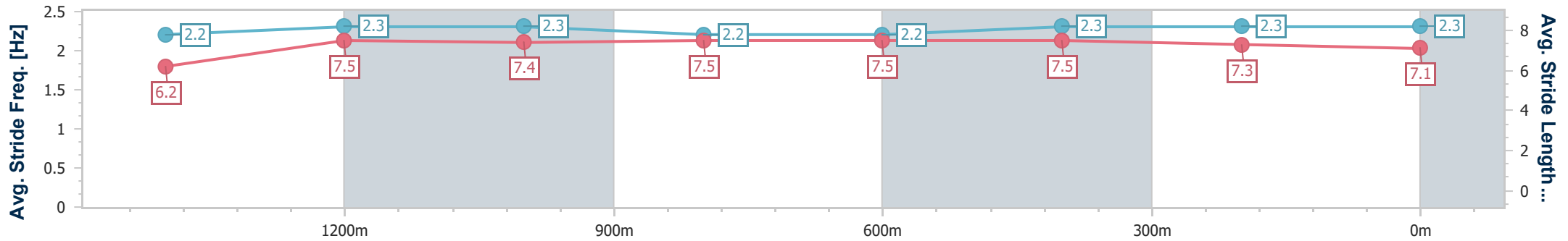
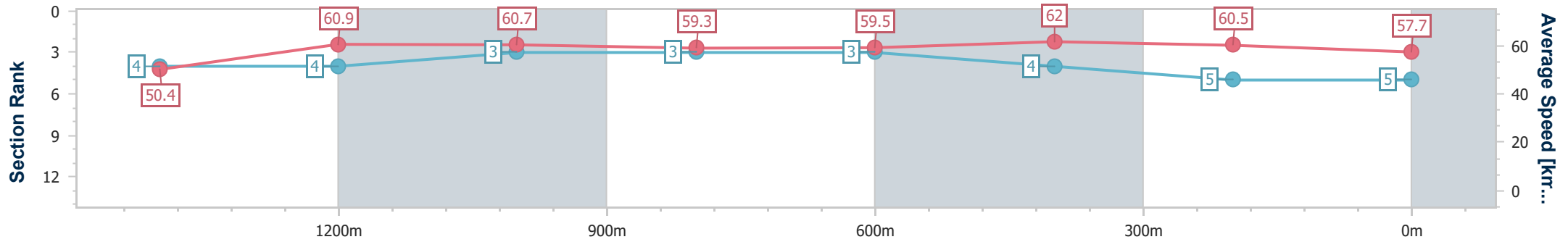
Ipswich QLD Professional
Race 2: SCHWEPPE'S QTIS Three-Year-Old Maiden Plate - 1666m



29 January 2025 - 14:49

Track Rating: Good 4, Weather: Fine, Rail Position: True

Section	Overall	1400m	1200m	1000m	800m	600m	400m	200m					
Section Times	1:42.82 [5] (0:19.02)	1:23.80 [4] (0:11.83)	1:11.97 [4] (0:11.89)	1:00.08 [3] (0:12.13)	0:47.95 [3] (0:12.06)	0:35.89 [3] (0:11.61)	0:24.28 [4] (0:11.83)	0:12.45 [5] (0:12.45)					
Average Speed [km/h]	50.4	60.9	60.7	59.3	59.5	62.0	60.5	57.7					
Top Speed [km/h]	60.8	61.9	61.9	59.8	60.3	62.6	62.0	59.9					
Avg. Dist. to Rail [m]	1.3	0.3	0.5	0.4	0.5	0.9	1.0	0.8					
Avg. Stride Freq. [Hz]	2.2	2.3	2.3	2.2	2.2	2.3	2.3	2.3					
Avg. Stride Length [m]	6.2	7.5	7.4	7.5	7.5	7.5	7.3	7.1					



- [] Ranking at each section and finish
- .-.- No data available at this section
- NA No data available



Horse/Jockey Name	Hang Out
Final Rank	6
Fastest Section Time (Section)	0:11.62 (600m)
Top Speed [km/h] (Section)	62.8 (Overall)
Race State	Finished



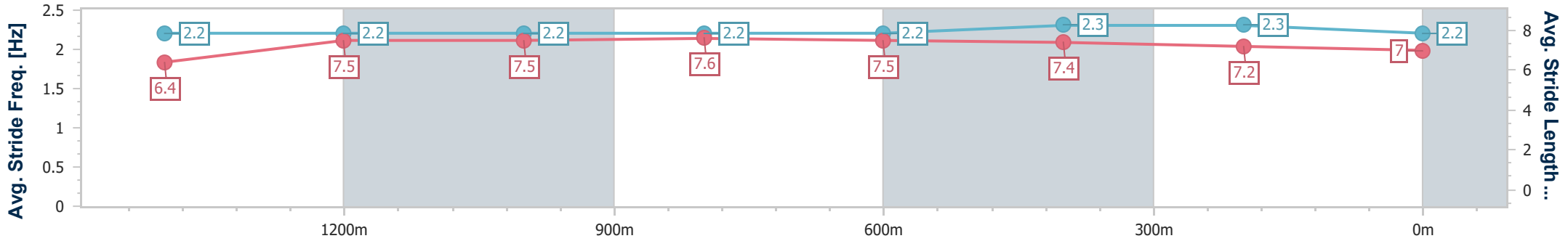
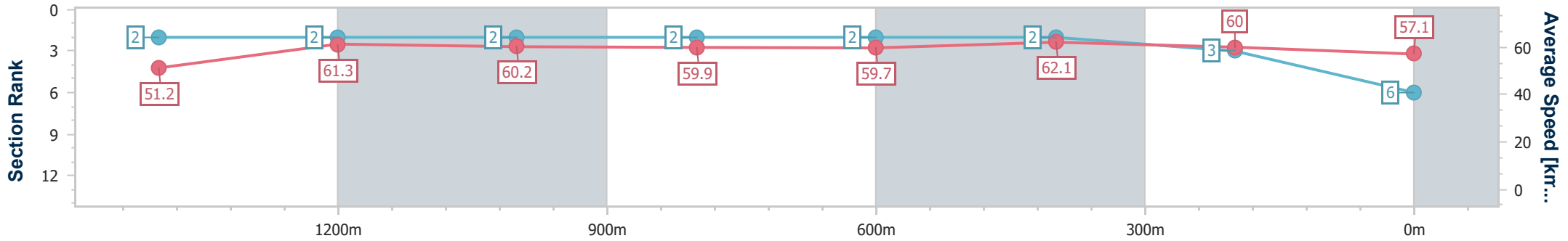
Ipswich QLD Professional
 Race 2: SCHWEPPE'S QTIS Three-Year-Old Maiden Plate - 1666m



29 January 2025 - 14:49

Track Rating: Good 4, Weather: Fine, Rail Position: True

Section	Overall	1400m	1200m	1000m	800m	600m	400m	200m
Section Times	1:42.94 [6] (0:18.78)	1:24.16 [2] (0:11.81)	1:12.35 [2] (0:12.01)	1:00.34 [2] (0:12.08)	0:48.26 [2] (0:12.04)	0:36.22 [2] (0:11.62)	0:24.60 [2] (0:11.97)	0:12.63 [3] (0:12.63)
Average Speed [km/h]	51.2	61.3	60.2	59.9	59.7	62.1	60.0	57.1
Top Speed [km/h]	62.8	62.6	60.5	60.5	60.9	62.3	61.5	58.7
Avg. Dist. to Rail [m]	4.0	1.3	1.4	1.2	0.7	0.4	0.3	0.3
Avg. Stride Freq. [Hz]	2.2	2.2	2.2	2.2	2.2	2.3	2.3	2.2
Avg. Stride Length [m]	6.4	7.5	7.5	7.6	7.5	7.4	7.2	7.0



- [] Ranking at each section and finish
- .-.- No data available at this section
- NA No data available



Horse/Jockey Name	Healthy Suspicion
Final Rank	7
Fastest Section Time (Section)	0:11.61 (600m)
Top Speed [km/h] (Section)	62.8 (600m)
Race State	Finished



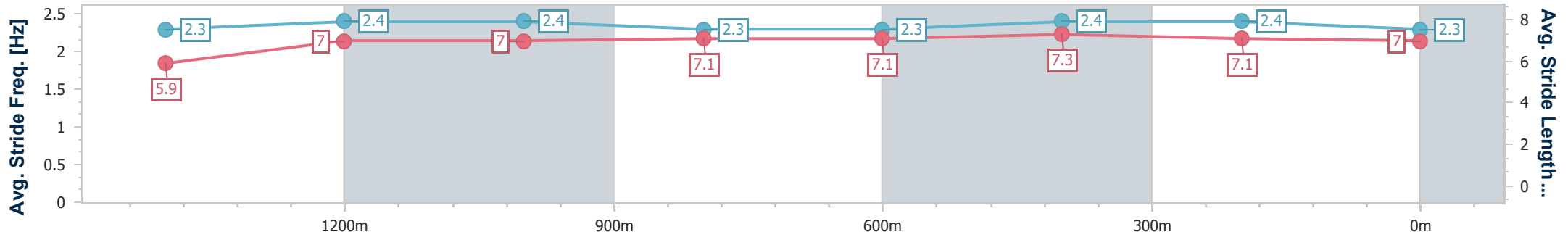
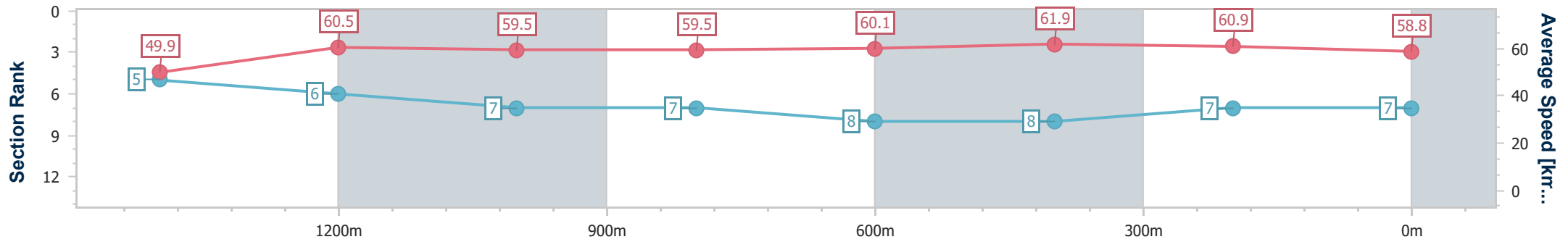
Ipswich QLD Professional
Race 2: SCHWEPPE'S QTIS Three-Year-Old Maiden Plate - 1666m



29 January 2025 - 14:49

Track Rating: Good 4, Weather: Fine, Rail Position: True

Section	Overall	1400m	1200m	1000m	800m	600m	400m	200m
Section Times	1:43.10 [7] (0:19.21)	1:23.89 [5] (0:11.95)	1:11.94 [6] (0:12.18)	0:59.76 [7] (0:12.09)	0:47.67 [7] (0:12.04)	0:35.63 [8] (0:11.61)	0:24.02 [8] (0:11.83)	0:12.19 [7] (0:12.19)
Average Speed [km/h]	49.9	60.5	59.5	59.5	60.1	61.9	60.9	58.8
Top Speed [km/h]	62.7	62.2	61.7	61.2	61.2	62.8	62.0	59.3
Avg. Dist. to Rail [m]	3.9	1.0	1.3	0.9	0.6	0.6	0.8	1.9
Avg. Stride Freq. [Hz]	2.3	2.4	2.4	2.3	2.3	2.4	2.4	2.3
Avg. Stride Length [m]	5.9	7.0	7.0	7.1	7.1	7.3	7.1	7.0



- [] Ranking at each section and finish
- .-.- No data available at this section
- NA No data available



Horse/Jockey Name	Baccarat Rouge
Final Rank	8
Fastest Section Time (Section)	0:11.87 (600m)
Top Speed [km/h] (Section)	62.0 (600m)
Race State	Finished



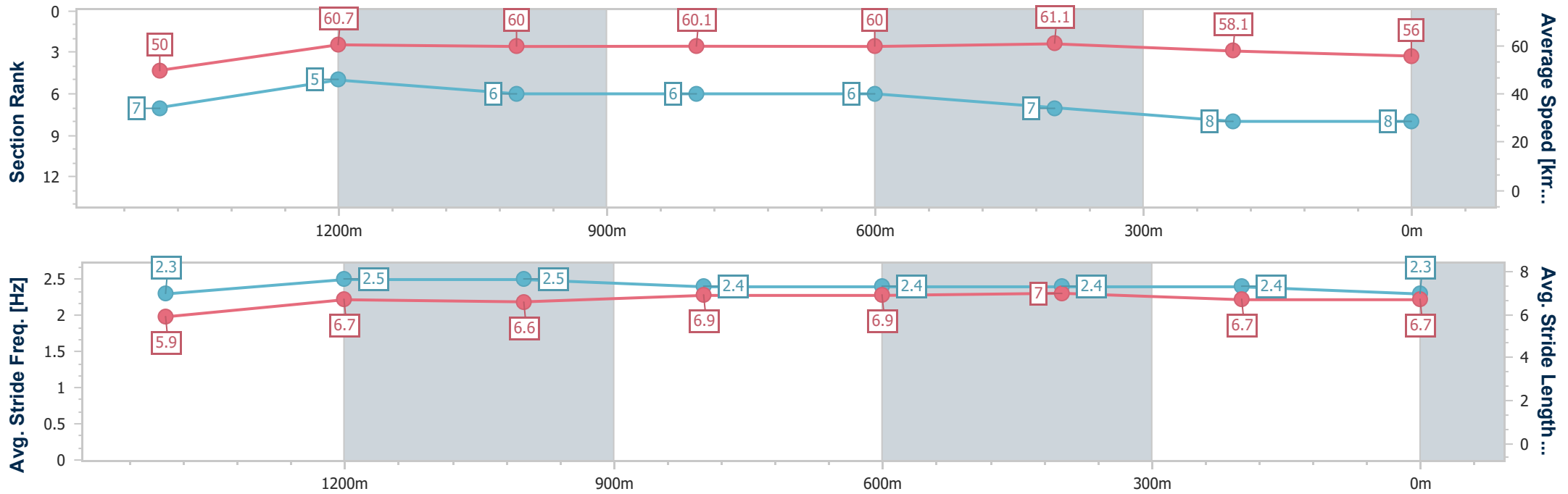
Ipswich QLD Professional
 Race 2: SCHWEPPE'S QTIS Three-Year-Old Maiden Plate - 1666m



29 January 2025 - 14:49

Track Rating: Good 4, Weather: Fine, Rail Position: True

Section	Overall	1400m	1200m	1000m	800m	600m	400m	200m					
Section Times	1:44.27 [8] (0:19.24)	1:25.03 [7] (0:11.91)	1:13.12 [5] (0:12.01)	1:01.11 [6] (0:12.00)	0:49.11 [6] (0:12.01)	0:37.10 [6] (0:11.87)	0:25.23 [7] (0:12.35)	0:12.88 [8] (0:12.88)					
Average Speed [km/h]	50.0	60.7	60.0	60.1	60.0	61.1	58.1	56.0					
Top Speed [km/h]	61.5	61.4	61.5	61.1	60.6	62.0	60.7	57.4					
Avg. Dist. to Rail [m]	4.8	1.2	0.5	0.4	0.4	1.2	0.4	0.6					
Avg. Stride Freq. [Hz]	2.3	2.5	2.5	2.4	2.4	2.4	2.4	2.3					
Avg. Stride Length [m]	5.9	6.7	6.6	6.9	6.9	7.0	6.7	6.7					



- [] Ranking at each section and finish
- .-.- No data available at this section
- NA No data available