

Track Rating: Good 4, Weather: Fine, Rail Position: True

Section		Overall	1400m	1200m	1000m	800m	600m	400m	Last 600m				
Field Times		1:42.40 (0:18.35)	1:24.05 (0:11.70)	1:12.35 (0:12.06)	1:00.29 (0:12.44)	0:47.85 (0:12.01)	0:35.84 (0:11.91)	0:23.93 (0:12.04)	0:35.84				
Rank	TAB Horse/Jockey	Barrier	Top Speed [km/h]	Fastest Section									Distance Travelled [m]
1	8 HURRICANE ROSIE Martin Harley	1	62.5 1400m	0:11.70 1400m	1:42.40 [1] (0:18.61)	1:23.79 [4] (0:11.70)	1:12.09 [4] (0:12.12)	0:59.97 [3] (0:12.42)	0:47.55 [3] (0:12.00)	0:35.55 [3] (0:11.77)	0:23.78 [3] (0:11.89)	0:35.55	
2	9 TOP LEVEL Luke Dempsey	5	64.5 Overall	0:11.69 600m	1:42.75 [2] (0:18.83)	1:23.92 [7] (0:11.76)	1:12.16 [7] (0:12.11)	1:00.05 [5] (0:12.40)	0:47.65 [5] (0:11.99)	0:35.66 [5] (0:11.69)	0:23.97 [4] (0:11.92)	0:35.66	+0
3	1 GRAPE EXPECTATIONS Emily Lang	9	63.2 600m	0:11.59 600m	1:42.80 [3] (0:19.45)	1:23.35 [9] (0:11.72)	1:11.63 [9] (0:11.91)	0:59.72 [9] (0:12.36)	0:47.36 [8] (0:12.05)	0:35.31 [9] (0:11.59)	0:23.72 [8] (0:11.90)	0:35.31	+0
4	4 DIVAS REIGN Georgina Cartwright	2	64.7 Overall	0:11.69 1400m	1:42.82 [4] (0:18.36)	1:24.46 [2] (0:11.69)	1:12.77 [2] (0:12.06)	1:00.71 [1] (0:12.44)	0:48.27 [1] (0:12.01)	0:36.26 [1] (0:11.91)	0:24.35 [1] (0:12.11)	0:36.26	-1
5	7 CLASSIC SHIRAZ Mark Du Plessis	7	64.5 600m	0:11.45 600m	1:42.91 [5] (0:18.95)	1:23.96 [8] (0:11.86)	1:12.10 [8] (0:12.22)	0:59.88 [8] (0:12.43)	0:47.45 [9] (0:11.99)	0:35.46 [8] (0:11.45)	0:24.01 [6] (0:11.83)	0:35.46	+6
6	5 SATIRICA Andrew Mallyon	4	63.4 Overall	0:11.83 1400m	1:43.31 [6] (0:18.44)	1:24.87 [3] (0:11.83)	1:13.04 [3] (0:12.23)	1:00.81 [4] (0:12.49)	0:48.32 [4] (0:11.99)	0:36.33 [4] (0:11.83)	0:24.50 [5] (0:12.16)	0:36.33	+5
7	3 PREFER TO DANCE Ryan Curatolo	6	62.4 Overall	0:11.79 600m	1:43.32 [7] (0:18.67)	1:24.65 [6] (0:11.85)	1:12.80 [5] (0:12.22)	1:00.58 [6] (0:12.44)	0:48.14 [6] (0:11.97)	0:36.17 [6] (0:11.79)	0:24.38 [7] (0:12.06)	0:36.17	+7
8	6 BETA BETTER Nozi Tomizawa	3	63.7 Overall	0:11.87 600m	1:43.60 [8] (0:18.65)	1:24.95 [5] (0:11.88)	1:13.07 [6] (0:12.27)	1:00.80 [7] (0:12.44)	0:48.36 [7] (0:12.01)	0:36.35 [7] (0:11.87)	0:24.48 [9] (0:11.99)	0:36.35	+5
9	2 RUMBLING BOY Jason Taylor	8	64.2 Overall	0:11.70 1400m	1:43.86 [9] (0:18.35)	1:25.51 [1] (0:11.70)	1:13.81 [1] (0:12.20)	1:01.61 [2] (0:12.42)	0:49.19 [2] (0:12.01)	0:37.18 [2] (0:11.93)	0:25.25 [2] (0:12.29)	0:37.18	+6

Track Rating: Good 4, Weather: Fine, Rail Position: True

Section				200m				Last 600m	
Field Times				0:11.89 (0:11.89)				0:35.84	
Rank	TAB	Horse/Jockey	Barrier	Top Speed [km/h]	Fastest Section	Margin			Distance Travelled [m]
1	8	HURRICANE ROSIE Martin Harley	1	62.5 1400m	0:11.70 1400m	0:11.89 [1] (0:11.89)	1:42.40		0:35.55
2	9	TOP LEVEL Luke Dempsey	5	64.5 Overall	0:11.69 600m	0:12.05 [3] (0:12.05)	2.09L		0:35.66 +0
3	1	GRAPE EXPECTATIONS Emily Lang	9	63.2 600m	0:11.59 600m	0:11.82 [7] (0:11.82)	2.33L		0:35.31 +0
4	4	DIVAS REIGN Georgina Cartwright	2	64.7 Overall	0:11.69 1400m	0:12.24 [2] (0:12.24)	2.49L		0:36.26 -1
5	7	CLASSIC SHIRAZ Mark Du Plessis	7	64.5 600m	0:11.45 600m	0:12.18 [4] (0:12.18)	2.98L		0:35.46 +6
6	5	SATIRICA Andrew Mallyon	4	63.4 Overall	0:11.83 1400m	0:12.34 [6] (0:12.34)	5.38L		0:36.33 +5
7	3	PREFER TO DANCE Ryan Curatolo	6	62.4 Overall	0:11.79 600m	0:12.32 [8] (0:12.32)	5.39L		0:36.17 +7
8	6	BETA BETTER Nozi Tomizawa	3	63.7 Overall	0:11.87 600m	0:12.49 [9] (0:12.49)	7.05L		0:36.35 +5
9	2	RUMBLING BOY Jason Taylor	8	64.2 Overall	0:11.70 1400m	0:12.96 [5] (0:12.96)	8.6L		0:37.18 +6



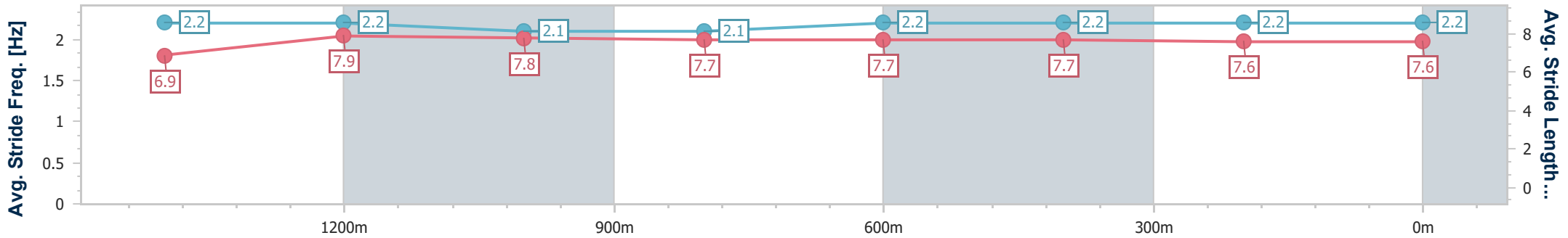
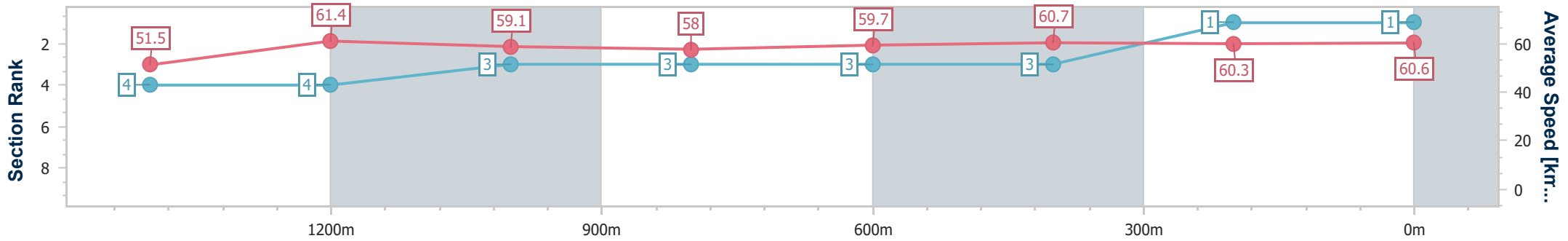
Horse/Jockey Name	Hurricane Rosie
Final Rank	1
Fastest Section Time (Section)	0:11.70 (1400m)
Top Speed [km/h] (Section)	62.5 (1400m)
Race State	Finished



Ipswich QLD Professional
 Race 1: TEMPUS TWO Maiden Plate - 1666m
 29 January 2025 - 14:13
 Track Rating: Good 4, Weather: Fine, Rail Position: True



Section	Overall	1400m	1200m	1000m	800m	600m	400m	200m
Section Times	1:42.40 [1] (0:18.61)	1:23.79 [4] (0:11.70)	1:12.09 [4] (0:12.12)	0:59.97 [3] (0:12.42)	0:47.55 [3] (0:12.00)	0:35.55 [3] (0:11.77)	0:23.78 [3] (0:11.89)	0:11.89 [1] (0:11.89)
Average Speed [km/h]	51.5	61.4	59.1	58.0	59.7	60.7	60.3	60.6
Top Speed [km/h]	62.5	62.5	60.9	58.3	61.2	62.1	61.5	61.8
Avg. Dist. to Rail [m]	2.4	0.3	0.6	0.5	1.3	1.1	1.2	1.7
Avg. Stride Freq. [Hz]	2.2	2.2	2.1	2.1	2.2	2.2	2.2	2.2
Avg. Stride Length [m]	6.9	7.9	7.8	7.7	7.7	7.7	7.6	7.6



- [] Ranking at each section and finish
- .-.- No data available at this section
- NA No data available



Horse/Jockey Name	Top Level
Final Rank	2
Fastest Section Time (Section)	0:11.69 (600m)
Top Speed [km/h] (Section)	64.5 (Overall)
Race State	Finished



Ipswich QLD Professional

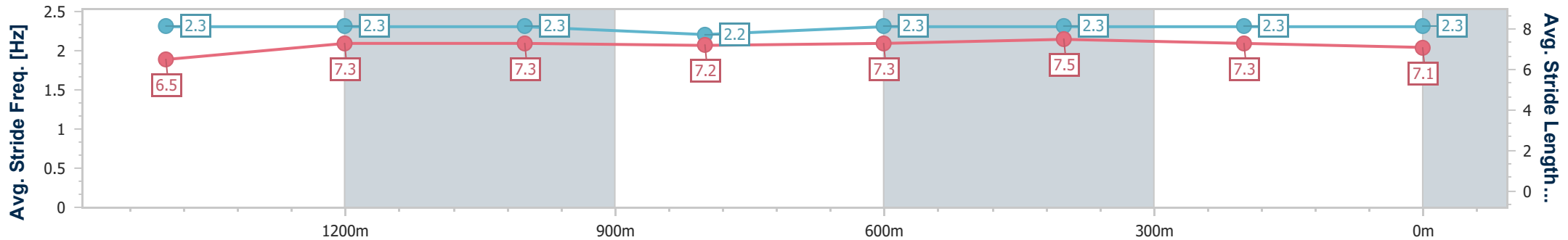
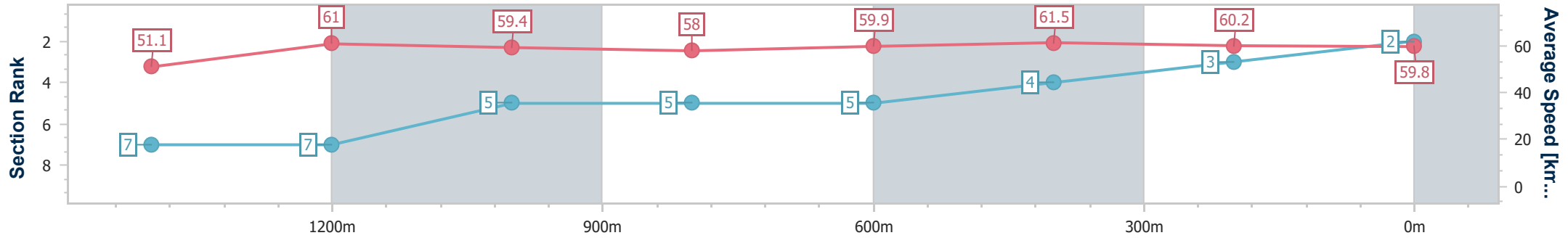
Race 1: TEMPUS TWO Maiden Plate - 1666m

29 January 2025 - 14:13



Track Rating: Good 4, Weather: Fine, Rail Position: True

Section	Overall	1400m	1200m	1000m	800m	600m	400m	200m
Section Times	1:42.75 [2] (0:18.83)	1:23.92 [7] (0:11.76)	1:12.16 [7] (0:12.11)	1:00.05 [5] (0:12.40)	0:47.65 [5] (0:11.99)	0:35.66 [5] (0:11.69)	0:23.97 [4] (0:11.92)	0:12.05 [3] (0:12.05)
Average Speed [km/h]	51.1	61.0	59.4	58.0	59.9	61.5	60.2	59.8
Top Speed [km/h]	64.5	62.2	60.9	58.7	61.9	62.7	60.8	61.2
Avg. Dist. to Rail [m]	3.8	0.4	0.6	0.4	0.6	0.3	0.5	1.6
Avg. Stride Freq. [Hz]	2.3	2.3	2.3	2.2	2.3	2.3	2.3	2.3
Avg. Stride Length [m]	6.5	7.3	7.3	7.2	7.3	7.5	7.3	7.1



- [] Ranking at each section and finish
- .-.- No data available at this section
- NA No data available



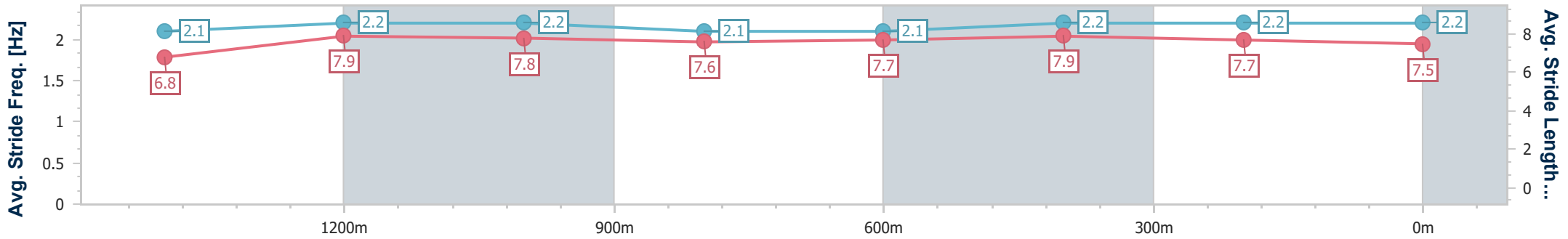
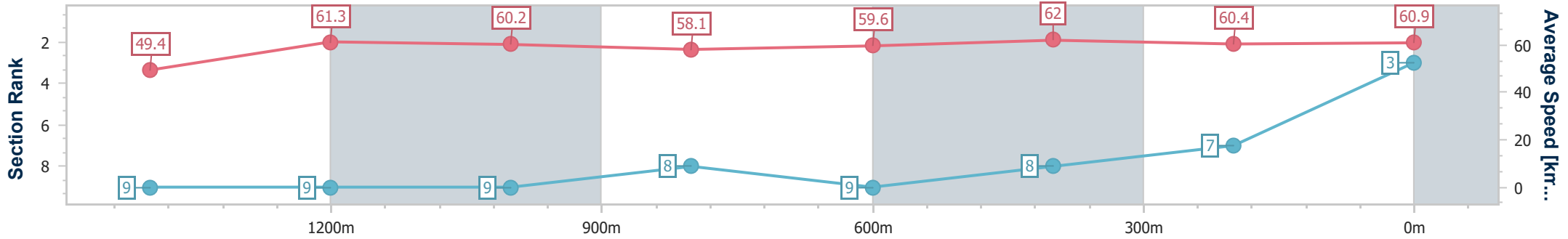
Horse/Jockey Name	Grape Expectations
Final Rank	3
Fastest Section Time (Section)	0:11.59 (600m)
Top Speed [km/h] (Section)	63.2 (600m)
Race State	Finished



Ipswich QLD Professional
 Race 1: TEMPUS TWO Maiden Plate - 1666m
 29 January 2025 - 14:13
 Track Rating: Good 4, Weather: Fine, Rail Position: True



Section	Overall	1400m	1200m	1000m	800m	600m	400m	200m
Section Times	1:42.80 [3] (0:19.45)	1:23.35 [9] (0:11.72)	1:11.63 [9] (0:11.91)	0:59.72 [9] (0:12.36)	0:47.36 [8] (0:12.05)	0:35.31 [9] (0:11.59)	0:23.72 [8] (0:11.90)	0:11.82 [7] (0:11.82)
Average Speed [km/h]	49.4	61.3	60.2	58.1	59.6	62.0	60.4	60.9
Top Speed [km/h]	62.8	62.7	60.9	59.3	62.4	63.2	61.2	61.5
Avg. Dist. to Rail [m]	5.3	0.4	0.6	0.8	0.9	0.5	0.4	1.0
Avg. Stride Freq. [Hz]	2.1	2.2	2.2	2.1	2.1	2.2	2.2	2.2
Avg. Stride Length [m]	6.8	7.9	7.8	7.6	7.7	7.9	7.7	7.5



- [] Ranking at each section and finish
- .-.- No data available at this section
- NA No data available



Horse/Jockey Name	Divas Reign
Final Rank	4
Fastest Section Time (Section)	0:11.69 (1400m)
Top Speed [km/h] (Section)	64.7 (Overall)
Race State	Finished



Ipswich QLD Professional

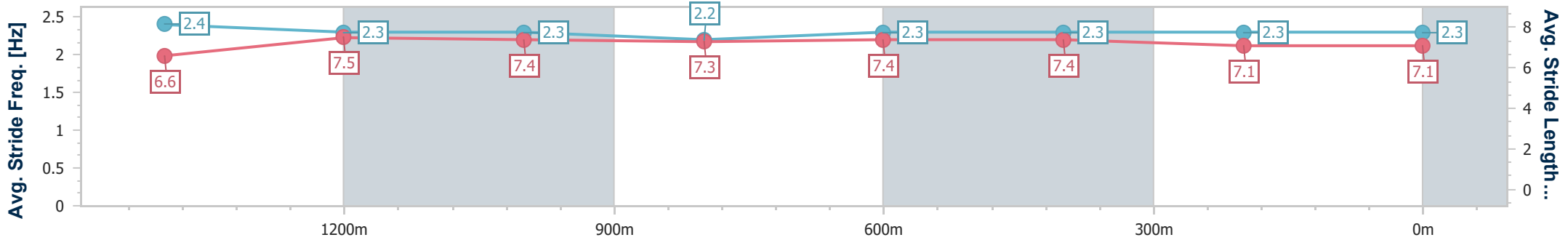
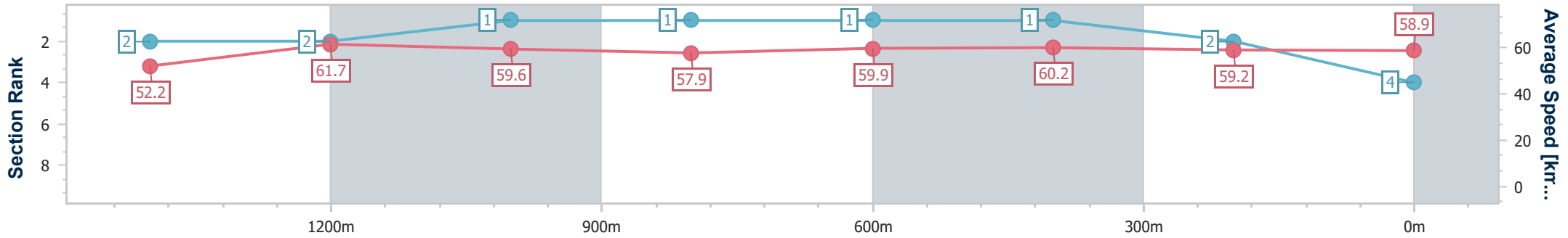
Race 1: TEMPUS TWO Maiden Plate - 1666m

29 January 2025 - 14:13



Track Rating: Good 4, Weather: Fine, Rail Position: True

Section	Overall	1400m	1200m	1000m	800m	600m	400m	200m
Section Times	1:42.82 [4] (0:18.36)	1:24.46 [2] (0:11.69)	1:12.77 [2] (0:12.06)	1:00.71 [1] (0:12.44)	0:48.27 [1] (0:12.01)	0:36.26 [1] (0:11.91)	0:24.35 [1] (0:12.11)	0:12.24 [2] (0:12.24)
Average Speed [km/h]	52.2	61.7	59.6	57.9	59.9	60.2	59.2	58.9
Top Speed [km/h]	64.7	62.6	61.4	58.2	61.2	61.4	59.9	60.2
Avg. Dist. to Rail [m]	4.2	0.4	0.3	0.4	0.5	0.6	0.5	1.2
Avg. Stride Freq. [Hz]	2.4	2.3	2.3	2.2	2.3	2.3	2.3	2.3
Avg. Stride Length [m]	6.6	7.5	7.4	7.3	7.4	7.4	7.1	7.1



- [] Ranking at each section and finish
- .-.- No data available at this section
- NA No data available



Horse/Jockey Name	Classic Shiraz
Final Rank	5
Fastest Section Time (Section)	0:11.45 (600m)
Top Speed [km/h] (Section)	64.5 (600m)
Race State	Finished



Ipswich QLD Professional

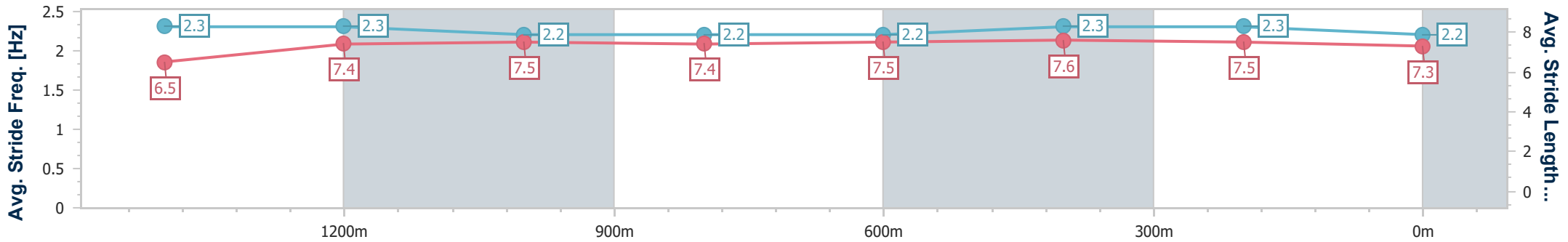
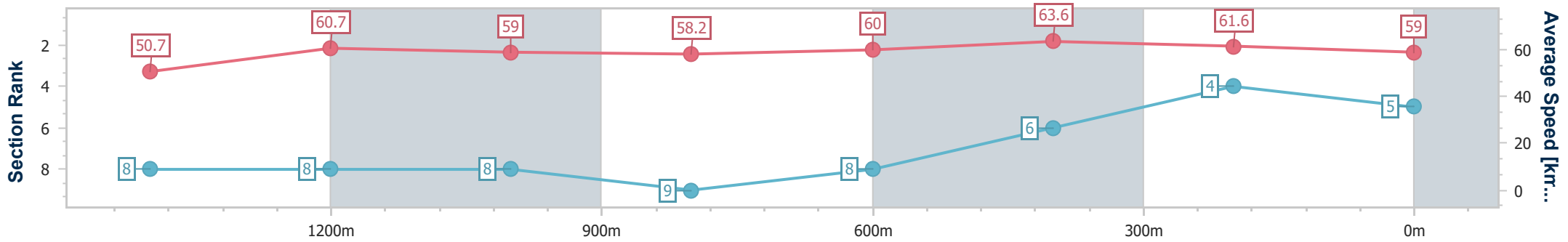
Race 1: TEMPUS TWO Maiden Plate - 1666m

29 January 2025 - 14:13



Track Rating: Good 4, Weather: Fine, Rail Position: True

Section	Overall	1400m	1200m	1000m	800m	600m	400m	200m
Section Times	1:42.91 [5] (0:18.95)	1:23.96 [8] (0:11.86)	1:12.10 [8] (0:12.22)	0:59.88 [8] (0:12.43)	0:47.45 [9] (0:11.99)	0:35.46 [8] (0:11.45)	0:24.01 [6] (0:11.83)	0:12.18 [4] (0:12.18)
Average Speed [km/h]	50.7	60.7	59.0	58.2	60.0	63.6	61.6	59.0
Top Speed [km/h]	64.4	63.4	59.8	58.9	62.3	64.5	63.8	60.4
Avg. Dist. to Rail [m]	4.9	0.5	0.6	0.8	0.6	2.7	2.8	3.0
Avg. Stride Freq. [Hz]	2.3	2.3	2.2	2.2	2.2	2.3	2.3	2.2
Avg. Stride Length [m]	6.5	7.4	7.5	7.4	7.5	7.6	7.5	7.3



- [] Ranking at each section and finish
- .-.-.- No data available at this section
- NA No data available



Horse/Jockey Name	Satirica
Final Rank	6
Fastest Section Time (Section)	0:11.83 (1400m)
Top Speed [km/h] (Section)	63.4 (Overall)
Race State	Finished



Ipswich QLD Professional

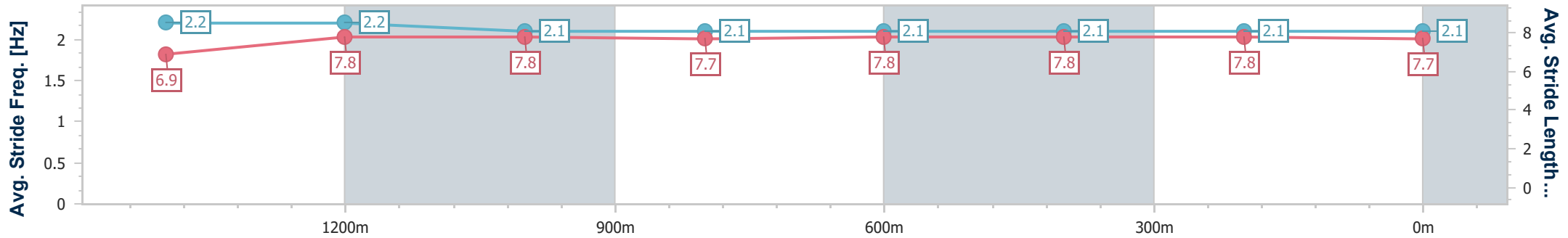
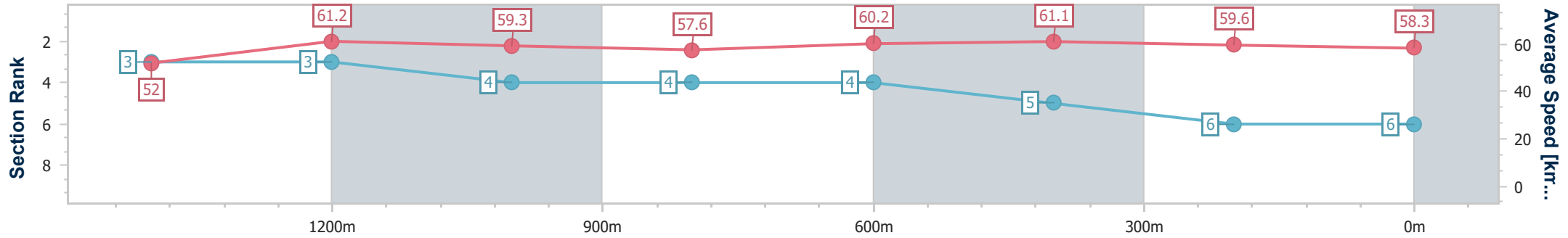
Race 1: TEMPUS TWO Maiden Plate - 1666m

29 January 2025 - 14:13



Track Rating: Good 4, Weather: Fine, Rail Position: True

Section	Overall	1400m	1200m	1000m	800m	600m	400m	200m
Section Times	1:43.31 [6] (0:18.44)	1:24.87 [3] (0:11.83)	1:13.04 [3] (0:12.23)	1:00.81 [4] (0:12.49)	0:48.32 [4] (0:11.99)	0:36.33 [4] (0:11.83)	0:24.50 [5] (0:12.16)	0:12.34 [6] (0:12.34)
Average Speed [km/h]	52.0	61.2	59.3	57.6	60.2	61.1	59.6	58.3
Top Speed [km/h]	63.4	62.0	60.5	58.2	61.2	61.5	60.9	59.4
Avg. Dist. to Rail [m]	4.9	1.0	1.2	1.2	0.6	0.7	1.5	2.4
Avg. Stride Freq. [Hz]	2.2	2.2	2.1	2.1	2.1	2.1	2.1	2.1
Avg. Stride Length [m]	6.9	7.8	7.8	7.7	7.8	7.8	7.8	7.7



- [] Ranking at each section and finish
- .-.- No data available at this section
- NA No data available



Horse/Jockey Name	Prefer To Dance
Final Rank	7
Fastest Section Time (Section)	0:11.79 (600m)
Top Speed [km/h] (Section)	62.4 (Overall)
Race State	Finished



Ipswich QLD Professional

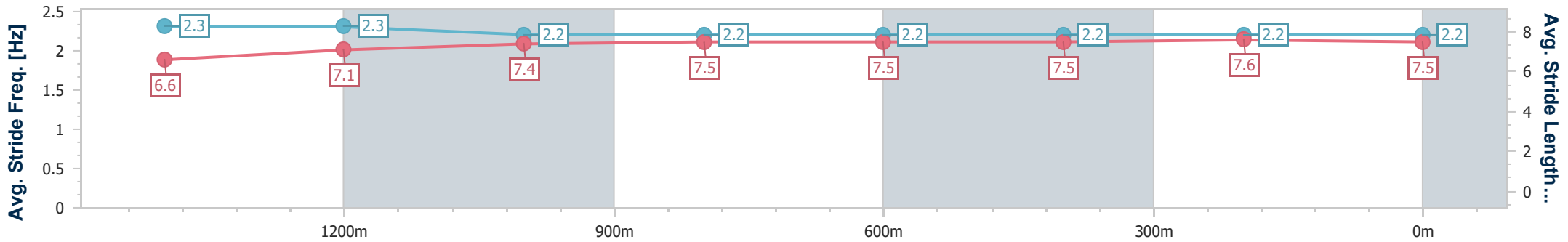
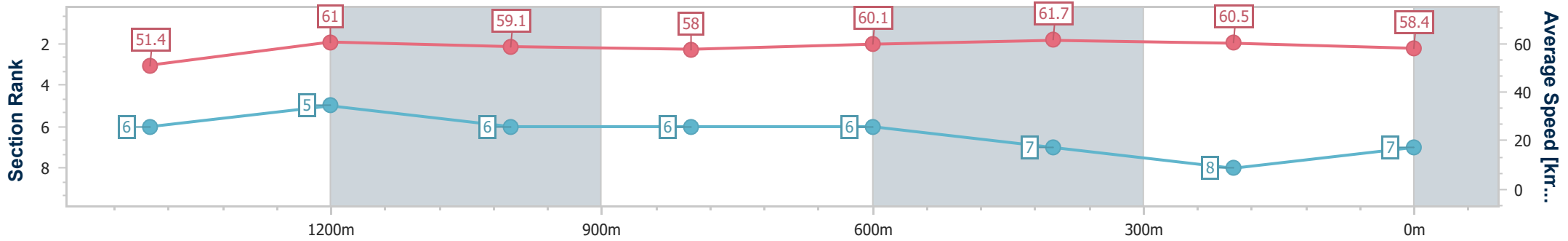
Race 1: TEMPUS TWO Maiden Plate - 1666m

29 January 2025 - 14:13



Track Rating: Good 4, Weather: Fine, Rail Position: True

Section	Overall	1400m	1200m	1000m	800m	600m	400m	200m
Section Times	1:43.32 [7] (0:18.67)	1:24.65 [6] (0:11.85)	1:12.80 [5] (0:12.22)	1:00.58 [6] (0:12.44)	0:48.14 [6] (0:11.97)	0:36.17 [6] (0:11.79)	0:24.38 [7] (0:12.06)	0:12.32 [8] (0:12.32)
Average Speed [km/h]	51.4	61.0	59.1	58.0	60.1	61.7	60.5	58.4
Top Speed [km/h]	62.4	62.0	61.2	58.6	62.0	62.2	61.5	60.1
Avg. Dist. to Rail [m]	6.2	1.4	0.6	0.3	0.4	1.8	4.2	5.1
Avg. Stride Freq. [Hz]	2.3	2.3	2.2	2.2	2.2	2.2	2.2	2.2
Avg. Stride Length [m]	6.6	7.1	7.4	7.5	7.5	7.5	7.6	7.5



- [] Ranking at each section and finish
- .-.- No data available at this section
- NA No data available



Horse/Jockey Name	Beta Better
Final Rank	8
Fastest Section Time (Section)	0:11.87 (600m)
Top Speed [km/h] (Section)	63.7 (Overall)
Race State	Finished



Ipswich QLD Professional

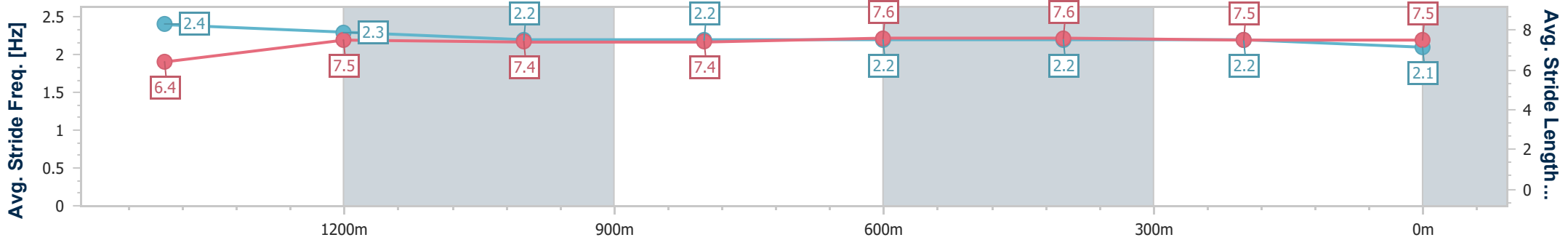
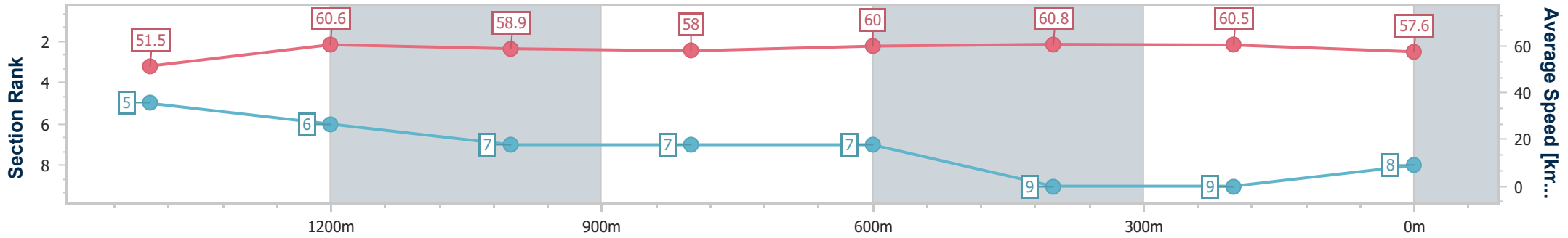
Race 1: TEMPUS TWO Maiden Plate - 1666m

29 January 2025 - 14:13



Track Rating: Good 4, Weather: Fine, Rail Position: True

Section	Overall	1400m	1200m	1000m	800m	600m	400m	200m
Section Times	1:43.60 [8] (0:18.65)	1:24.95 [5] (0:11.88)	1:13.07 [6] (0:12.27)	1:00.80 [7] (0:12.44)	0:48.36 [7] (0:12.01)	0:36.35 [7] (0:11.87)	0:24.48 [9] (0:11.99)	0:12.49 [9] (0:12.49)
Average Speed [km/h]	51.5	60.6	58.9	58.0	60.0	60.8	60.5	57.6
Top Speed [km/h]	63.7	63.3	61.1	58.9	62.4	62.4	61.3	60.6
Avg. Dist. to Rail [m]	3.9	0.6	1.2	0.9	0.4	0.7	2.0	3.8
Avg. Stride Freq. [Hz]	2.4	2.3	2.2	2.2	2.2	2.2	2.2	2.1
Avg. Stride Length [m]	6.4	7.5	7.4	7.4	7.6	7.6	7.5	7.5



- [] Ranking at each section and finish
- .-.- No data available at this section
- NA No data available



Horse/Jockey Name	Rumbling Boy
Final Rank	9
Fastest Section Time (Section)	0:11.70 (1400m)
Top Speed [km/h] (Section)	64.2 (Overall)
Race State	Finished



Ipswich QLD Professional

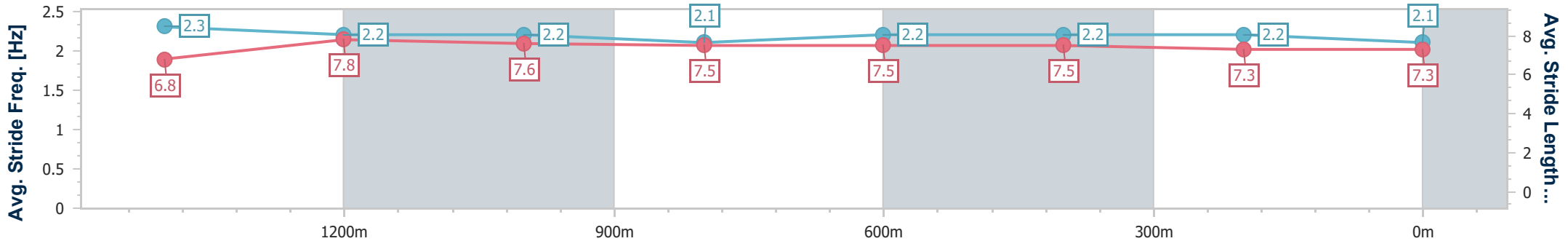
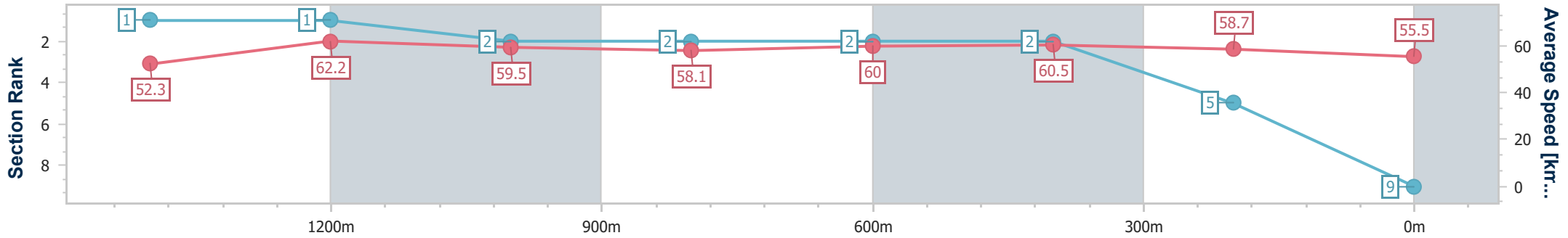
Race 1: TEMPUS TWO Maiden Plate - 1666m

29 January 2025 - 14:13



Track Rating: Good 4, Weather: Fine, Rail Position: True

Section	Overall	1400m	1200m	1000m	800m	600m	400m	200m
Section Times	1:43.86 [9] (0:18.35)	1:25.51 [1] (0:11.70)	1:13.81 [1] (0:12.20)	1:01.61 [2] (0:12.42)	0:49.19 [2] (0:12.01)	0:37.18 [2] (0:11.93)	0:25.25 [2] (0:12.29)	0:12.96 [5] (0:12.96)
Average Speed [km/h]	52.3	62.2	59.5	58.1	60.0	60.5	58.7	55.5
Top Speed [km/h]	64.2	63.9	60.8	59.2	61.0	61.2	59.6	57.6
Avg. Dist. to Rail [m]	7.7	2.7	1.9	1.3	0.7	0.7	0.6	1.4
Avg. Stride Freq. [Hz]	2.3	2.2	2.2	2.1	2.2	2.2	2.2	2.1
Avg. Stride Length [m]	6.8	7.8	7.6	7.5	7.5	7.5	7.3	7.3



- [] Ranking at each section and finish
- .-.-.- No data available at this section
- NA No data available

Track Rating: Good 4, Weather: Fine, Rail Position: True

Section														
Field Times	Overall	1400m	1200m	1000m	800m	600m	400m	Last 600m						
	1:41.66 (0:18.71)	1:22.95 (0:11.79)	1:11.16 (0:11.86)	0:59.30 (0:12.16)	0:47.14 (0:11.99)	0:35.15 (0:11.58)	0:23.57 (0:11.66)	0:35.15						
Rank	TAB	Horse/Jockey	Barrier	Top Speed [km/h]	Fastest Section									Distance Travelled [m]
1	4	ARATIRI Georgina Cartwright	6	62.9 400m	0:11.58 600m	1:41.66 [1] (0:18.71)	1:22.95 [1] (0:11.79)	1:11.16 [1] (0:11.86)	0:59.30 [1] (0:12.16)	0:47.14 [1] (0:11.99)	0:35.15 [1] (0:11.58)	0:23.57 [1] (0:11.66)	0:35.15	
2	7	DRACENA Mark Du Plessis	2	63.3 600m	0:11.49 600m	1:41.66 [2] (0:18.90)	1:22.76 [3] (0:11.94)	1:10.82 [3] (0:12.03)	0:58.79 [4] (0:12.01)	0:46.78 [4] (0:12.05)	0:34.73 [4] (0:11.49)	0:23.24 [3] (0:11.57)	0:34.73	+7
3	12	POSSIBILITIES Bailey Wheeler	8	64.8 600m	0:11.39 600m	1:42.30 [3] (0:19.23)	1:23.07 [6] (0:12.13)	1:10.94 [8] (0:12.02)	0:58.92 [8] (0:12.06)	0:46.86 [8] (0:11.91)	0:34.95 [7] (0:11.39)	0:23.56 [6] (0:11.81)	0:34.95	+4
4	5	AVIOR Michael Cahill	5	63.4 600m	0:11.54 600m	1:42.38 [4] (0:19.28)	1:23.10 [8] (0:12.01)	1:11.09 [7] (0:11.85)	0:59.24 [5] (0:11.99)	0:47.25 [5] (0:11.99)	0:35.26 [5] (0:11.54)	0:23.72 [5] (0:11.69)	0:35.26	+1
5	9	HUMID Cody Collis	1	62.6 600m	0:11.61 600m	1:42.82 [5] (0:19.02)	1:23.80 [4] (0:11.83)	1:11.97 [4] (0:11.89)	1:00.08 [3] (0:12.13)	0:47.95 [3] (0:12.06)	0:35.89 [3] (0:11.61)	0:24.28 [4] (0:11.83)	0:35.89	+0
6	1	HANG OUT Andrew Mallyon	3	62.8 Overall	0:11.62 600m	1:42.94 [6] (0:18.78)	1:24.16 [2] (0:11.81)	1:12.35 [2] (0:12.01)	1:00.34 [2] (0:12.08)	0:48.26 [2] (0:12.04)	0:36.22 [2] (0:11.62)	0:24.60 [2] (0:11.97)	0:36.22	+6
7	8	HEALTHY SUSPICION Chris Whiteley	4	62.8 600m	0:11.61 600m	1:43.10 [7] (0:19.21)	1:23.89 [5] (0:11.95)	1:11.94 [6] (0:12.18)	0:59.76 [7] (0:12.09)	0:47.67 [7] (0:12.04)	0:35.63 [8] (0:11.61)	0:24.02 [8] (0:11.83)	0:35.63	+4
8	6	BACCARAT ROUGE Taylor Marshall	7	62.0 600m	0:11.87 600m	1:44.27 [8] (0:19.24)	1:25.03 [7] (0:11.91)	1:13.12 [5] (0:12.01)	1:01.11 [6] (0:12.00)	0:49.11 [6] (0:12.01)	0:37.10 [6] (0:11.87)	0:25.23 [7] (0:12.35)	0:37.10	+6

Scratched: Murmurs (#2), Lethally Stella (#11), Prefer To Dance (#3), Hurricane Rosie (#10), Top Level (#13)

Track Rating: Good 4, Weather: Fine, Rail Position: True

Section				200m				Last 600m	
Field Times				0:11.91 (0:11.91)				0:35.15	
Rank	TAB	Horse/Jockey	Barrier	Top Speed [km/h]	Fastest Section	Margin			Distance Travelled [m]
1	4	ARATIRI Georgina Cartwright	6	62.9 400m	0:11.58 600m	0:11.91 [1] (0:11.91)	1:41.66		0:35.15
2	7	DRACENA Mark Du Plessis	2	63.3 600m	0:11.49 600m	0:11.67 [2] (0:11.67)	0.03L		0:34.73 +7
3	12	POSSIBILITIES Bailey Wheeler	8	64.8 600m	0:11.39 600m	0:11.75 [6] (0:11.75)	3.76L		0:34.95 +4
4	5	AVIOR Michael Cahill	5	63.4 600m	0:11.54 600m	0:12.03 [4] (0:12.03)	4.25L		0:35.26 +1
5	9	HUMID Cody Collis	1	62.6 600m	0:11.61 600m	0:12.45 [5] (0:12.45)	6.83L		0:35.89 +0
6	1	HANG OUT Andrew Mallyon	3	62.8 Overall	0:11.62 600m	0:12.63 [3] (0:12.63)	7.55L		0:36.22 +6
7	8	HEALTHY SUSPICION Chris Whiteley	4	62.8 600m	0:11.61 600m	0:12.19 [7] (0:12.19)	8.48L		0:35.63 +4
8	6	BACCARAT ROUGE Taylor Marshall	7	62.0 600m	0:11.87 600m	0:12.88 [8] (0:12.88)	15.36L		0:37.10 +6

Scratched: Murmurs (#2), Lethally Stella (#11), Prefer To Dance (#3), Hurricane Rosie (#10), Top Level (#13)



Horse/Jockey Name	Aratiri
Final Rank	1
Fastest Section Time (Section)	0:11.58 (600m)
Top Speed [km/h] (Section)	62.9 (400m)
Race State	Finished



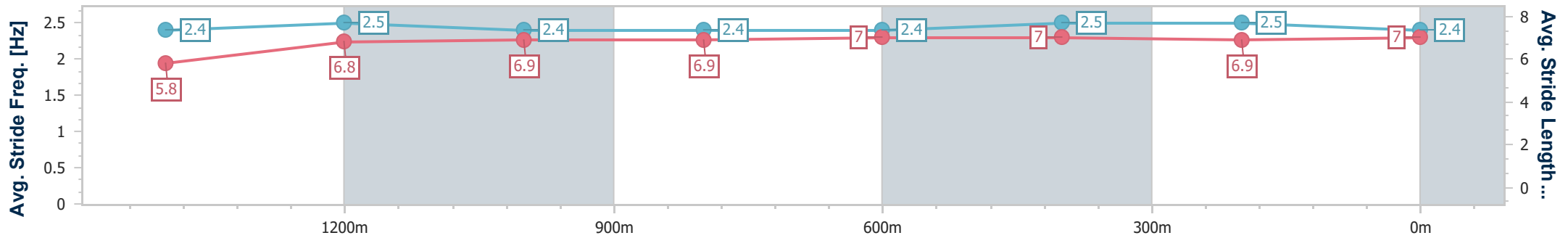
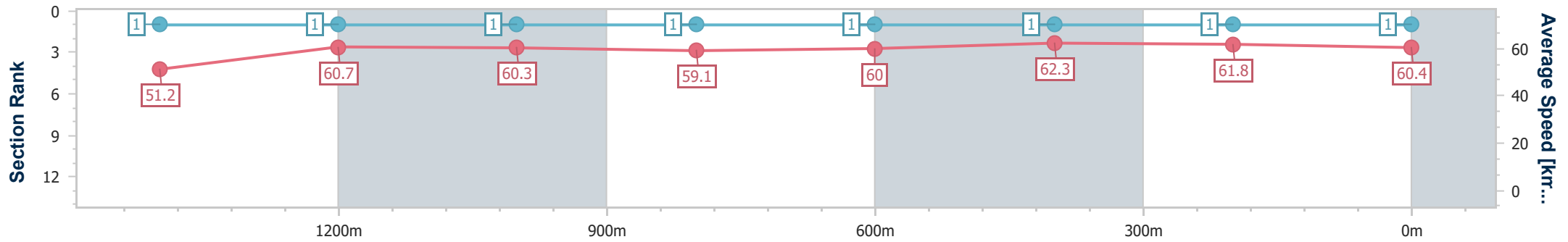
Ipswich QLD Professional
Race 2: SCHWEPPE'S QTIS Three-Year-Old Maiden Plate - 1666m



29 January 2025 - 14:49

Track Rating: Good 4, Weather: Fine, Rail Position: True

Section	Overall	1400m	1200m	1000m	800m	600m	400m	200m					
Section Times	1:41.66 [1] (0:18.71)	1:22.95 [1] (0:11.79)	1:11.16 [1] (0:11.86)	0:59.30 [1] (0:12.16)	0:47.14 [1] (0:11.99)	0:35.15 [1] (0:11.58)	0:23.57 [1] (0:11.66)	0:11.91 [1] (0:11.91)					
Average Speed [km/h]	51.2	60.7	60.3	59.1	60.0	62.3	61.8	60.4					
Top Speed [km/h]	62.8	61.8	61.0	59.6	61.5	62.8	62.9	61.6					
Avg. Dist. to Rail [m]	5.6	1.4	1.1	0.6	0.4	0.4	0.3	0.3					
Avg. Stride Freq. [Hz]	2.4	2.5	2.4	2.4	2.4	2.5	2.5	2.4					
Avg. Stride Length [m]	5.8	6.8	6.9	6.9	7.0	7.0	6.9	7.0					



- [] Ranking at each section and finish
- .-.- No data available at this section
- NA No data available



Horse/Jockey Name	Dracena
Final Rank	2
Fastest Section Time (Section)	0:11.49 (600m)
Top Speed [km/h] (Section)	63.3 (600m)
Race State	Finished



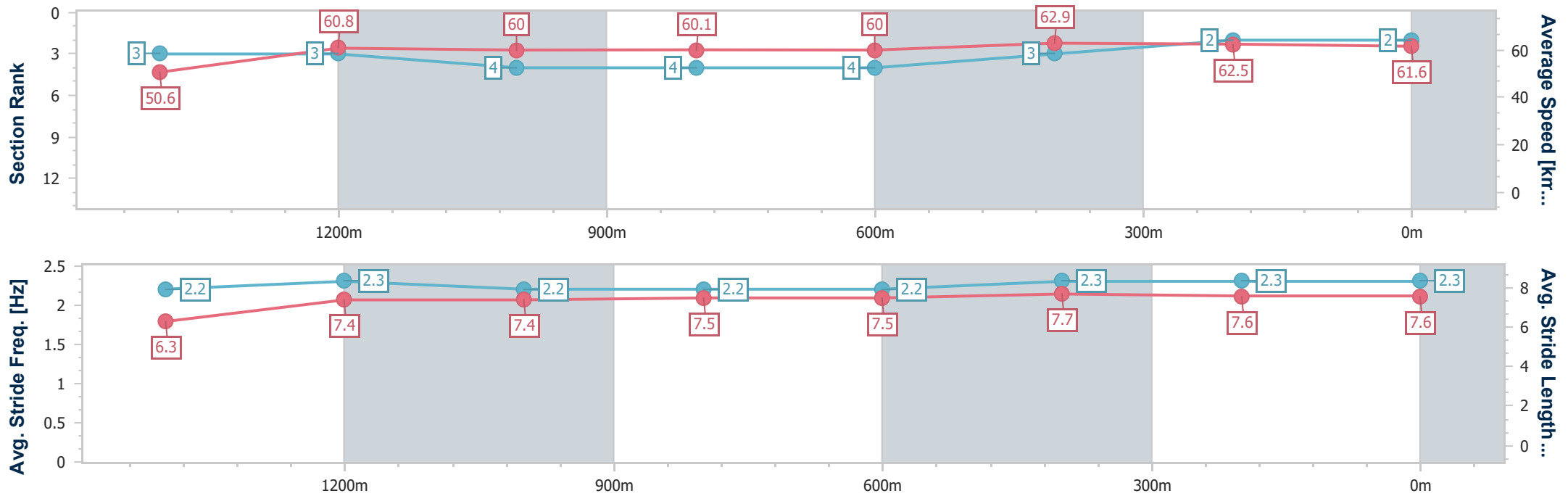
Ipswich QLD Professional
Race 2: SCHWEPPE'S QTIS Three-Year-Old Maiden Plate - 1666m



29 January 2025 - 14:49

Track Rating: Good 4, Weather: Fine, Rail Position: True

Section	Overall	1400m	1200m	1000m	800m	600m	400m	200m					
Section Times	1:41.66 [2] (0:18.90)	1:22.76 [3] (0:11.94)	1:10.82 [3] (0:12.03)	0:58.79 [4] (0:12.01)	0:46.78 [4] (0:12.05)	0:34.73 [4] (0:11.49)	0:23.24 [3] (0:11.57)	0:11.67 [2] (0:11.67)					
Average Speed [km/h]	50.6	60.8	60.0	60.1	60.0	62.9	62.5	61.6					
Top Speed [km/h]	61.0	61.4	61.2	61.0	61.6	63.3	62.8	62.6					
Avg. Dist. to Rail [m]	3.1	1.3	1.3	1.5	1.1	1.1	0.7	1.8					
Avg. Stride Freq. [Hz]	2.2	2.3	2.2	2.2	2.2	2.3	2.3	2.3					
Avg. Stride Length [m]	6.3	7.4	7.4	7.5	7.5	7.7	7.6	7.6					



- [] Ranking at each section and finish
- .-.- No data available at this section
- NA No data available



Horse/Jockey Name	Possibilities
Final Rank	3
Fastest Section Time (Section)	0:11.39 (600m)
Top Speed [km/h] (Section)	64.8 (600m)
Race State	Finished



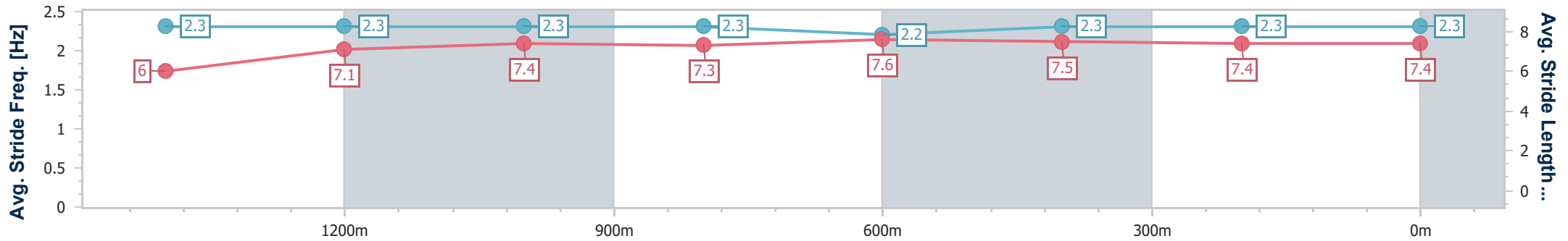
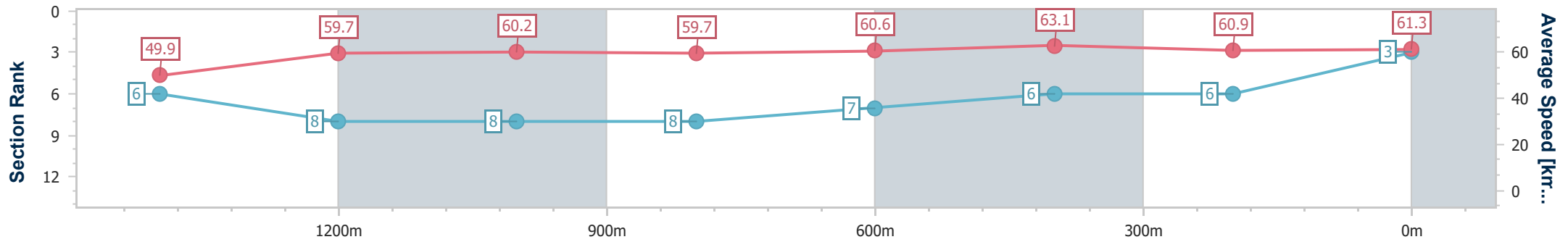
Ipswich QLD Professional
Race 2: SCHWEPPE'S QTIS Three-Year-Old Maiden Plate - 1666m



29 January 2025 - 14:49

Track Rating: Good 4, Weather: Fine, Rail Position: True

Section	Overall	1400m	1200m	1000m	800m	600m	400m	200m					
Section Times	1:42.30 [3] (0:19.23)	1:23.07 [6] (0:12.13)	1:10.94 [8] (0:12.02)	0:58.92 [8] (0:12.06)	0:46.86 [8] (0:11.91)	0:34.95 [7] (0:11.39)	0:23.56 [6] (0:11.81)	0:11.75 [6] (0:11.75)					
Average Speed [km/h]	49.9	59.7	60.2	59.7	60.6	63.1	60.9	61.3					
Top Speed [km/h]	59.9	60.9	61.5	60.7	62.9	64.8	61.9	61.8					
Avg. Dist. to Rail [m]	6.8	1.8	0.8	0.2	0.4	0.2	0.5	1.4					
Avg. Stride Freq. [Hz]	2.3	2.3	2.3	2.3	2.2	2.3	2.3	2.3					
Avg. Stride Length [m]	6.0	7.1	7.4	7.3	7.6	7.5	7.4	7.4					



- [] Ranking at each section and finish
- .-.- No data available at this section
- NA No data available



Horse/Jockey Name	Avior
Final Rank	4
Fastest Section Time (Section)	0:11.54 (600m)
Top Speed [km/h] (Section)	63.4 (600m)
Race State	Finished



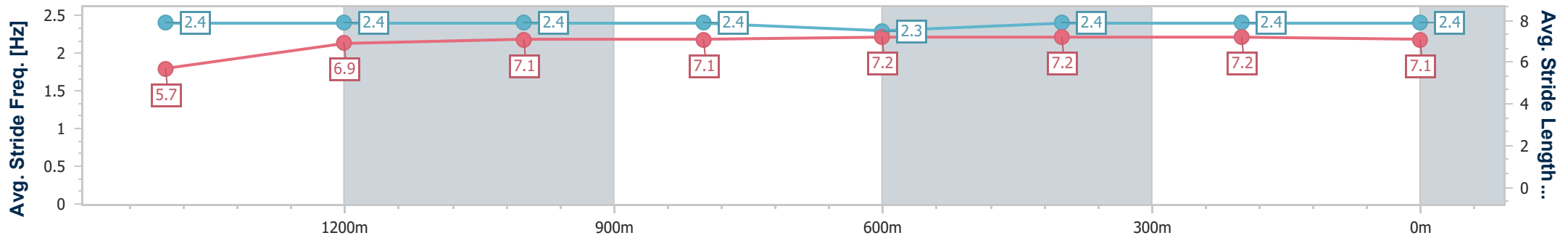
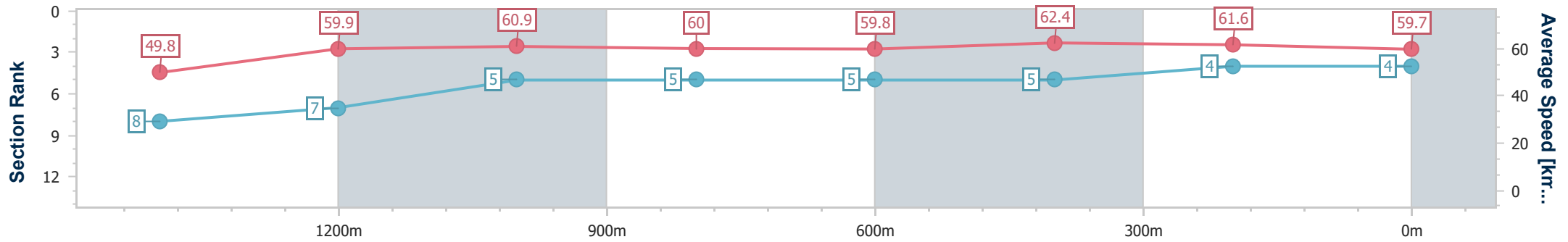
Ipswich QLD Professional
Race 2: SCHWEPPE'S QTIS Three-Year-Old Maiden Plate - 1666m



29 January 2025 - 14:49

Track Rating: Good 4, Weather: Fine, Rail Position: True

Section	Overall	1400m	1200m	1000m	800m	600m	400m	200m					
Section Times	1:42.38 [4] (0:19.28)	1:23.10 [8] (0:12.01)	1:11.09 [7] (0:11.85)	0:59.24 [5] (0:11.99)	0:47.25 [5] (0:11.99)	0:35.26 [5] (0:11.54)	0:23.72 [5] (0:11.69)	0:12.03 [4] (0:12.03)					
Average Speed [km/h]	49.8	59.9	60.9	60.0	59.8	62.4	61.6	59.7					
Top Speed [km/h]	61.8	61.8	62.0	61.0	61.1	63.4	62.8	61.4					
Avg. Dist. to Rail [m]	3.6	0.3	0.3	0.2	0.5	0.3	0.8	1.9					
Avg. Stride Freq. [Hz]	2.4	2.4	2.4	2.4	2.3	2.4	2.4	2.4					
Avg. Stride Length [m]	5.7	6.9	7.1	7.1	7.2	7.2	7.2	7.1					



- [] Ranking at each section and finish
- .-.- No data available at this section
- NA No data available



Horse/Jockey Name	Humid
Final Rank	5
Fastest Section Time (Section)	0:11.61 (600m)
Top Speed [km/h] (Section)	62.6 (600m)
Race State	Finished



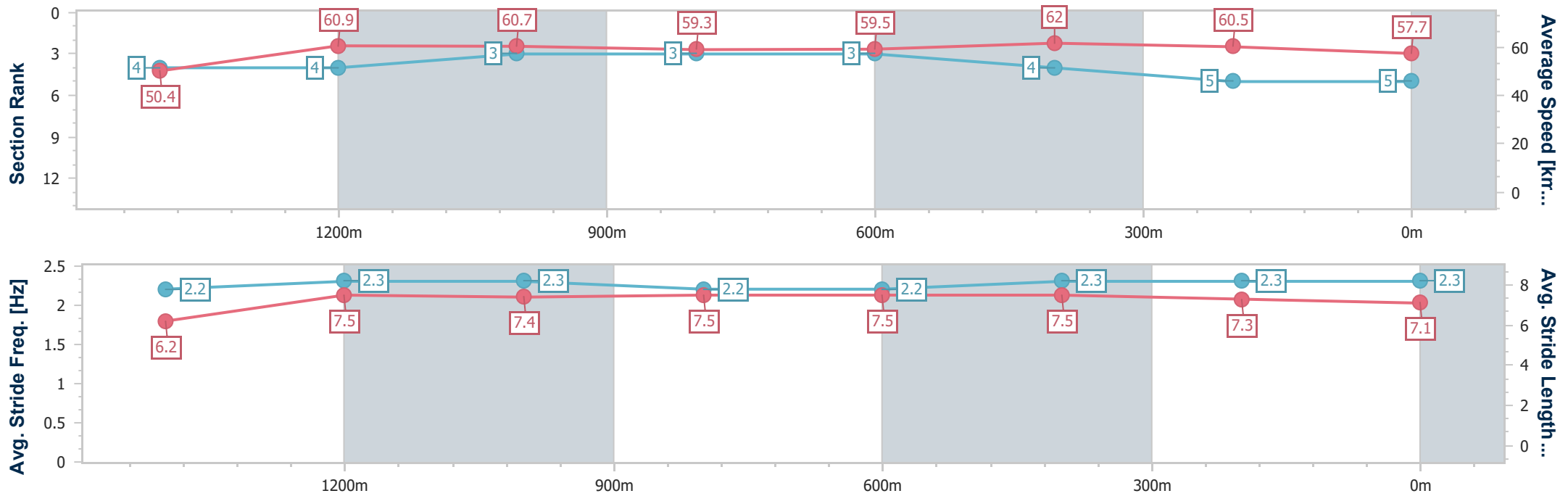
Ipswich QLD Professional
Race 2: SCHWEPPE'S QTIS Three-Year-Old Maiden Plate - 1666m



29 January 2025 - 14:49

Track Rating: Good 4, Weather: Fine, Rail Position: True

Section	Overall	1400m	1200m	1000m	800m	600m	400m	200m					
Section Times	1:42.82 [5] (0:19.02)	1:23.80 [4] (0:11.83)	1:11.97 [4] (0:11.89)	1:00.08 [3] (0:12.13)	0:47.95 [3] (0:12.06)	0:35.89 [3] (0:11.61)	0:24.28 [4] (0:11.83)	0:12.45 [5] (0:12.45)					
Average Speed [km/h]	50.4	60.9	60.7	59.3	59.5	62.0	60.5	57.7					
Top Speed [km/h]	60.8	61.9	61.9	59.8	60.3	62.6	62.0	59.9					
Avg. Dist. to Rail [m]	1.3	0.3	0.5	0.4	0.5	0.9	1.0	0.8					
Avg. Stride Freq. [Hz]	2.2	2.3	2.3	2.2	2.2	2.3	2.3	2.3					
Avg. Stride Length [m]	6.2	7.5	7.4	7.5	7.5	7.5	7.3	7.1					



- [] Ranking at each section and finish
- .-.- No data available at this section
- NA No data available



Horse/Jockey Name	Hang Out
Final Rank	6
Fastest Section Time (Section)	0:11.62 (600m)
Top Speed [km/h] (Section)	62.8 (Overall)
Race State	Finished



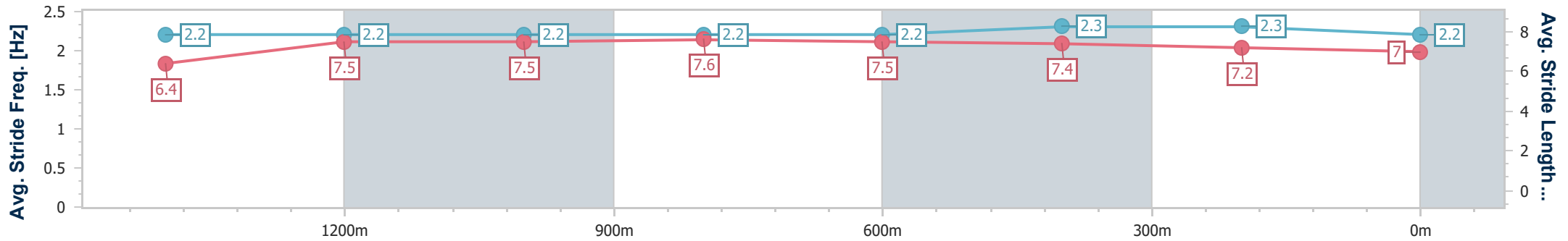
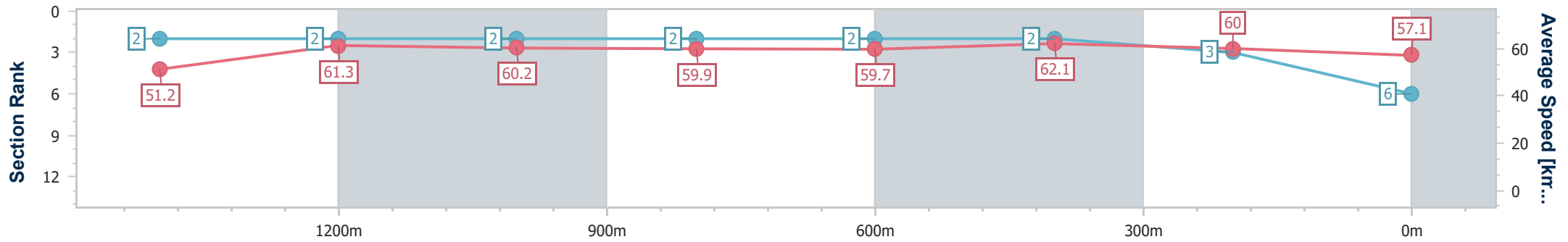
Ipswich QLD Professional
Race 2: SCHWEPPE'S QTIS Three-Year-Old Maiden Plate - 1666m



29 January 2025 - 14:49

Track Rating: Good 4, Weather: Fine, Rail Position: True

Section	Overall	1400m	1200m	1000m	800m	600m	400m	200m					
Section Times	1:42.94 [6] (0:18.78)	1:24.16 [2] (0:11.81)	1:12.35 [2] (0:12.01)	1:00.34 [2] (0:12.08)	0:48.26 [2] (0:12.04)	0:36.22 [2] (0:11.62)	0:24.60 [2] (0:11.97)	0:12.63 [3] (0:12.63)					
Average Speed [km/h]	51.2	61.3	60.2	59.9	59.7	62.1	60.0	57.1					
Top Speed [km/h]	62.8	62.6	60.5	60.5	60.9	62.3	61.5	58.7					
Avg. Dist. to Rail [m]	4.0	1.3	1.4	1.2	0.7	0.4	0.3	0.3					
Avg. Stride Freq. [Hz]	2.2	2.2	2.2	2.2	2.2	2.3	2.3	2.2					
Avg. Stride Length [m]	6.4	7.5	7.5	7.6	7.5	7.4	7.2	7.0					



- [] Ranking at each section and finish
- .-.- No data available at this section
- NA No data available



Horse/Jockey Name	Healthy Suspicion
Final Rank	7
Fastest Section Time (Section)	0:11.61 (600m)
Top Speed [km/h] (Section)	62.8 (600m)
Race State	Finished



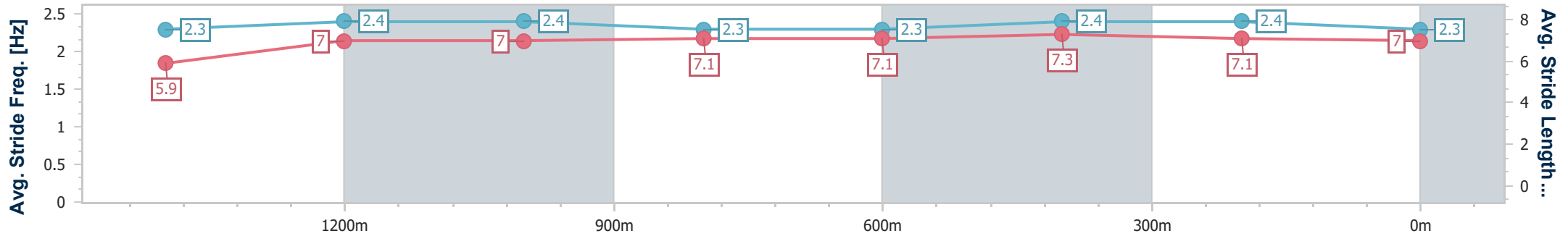
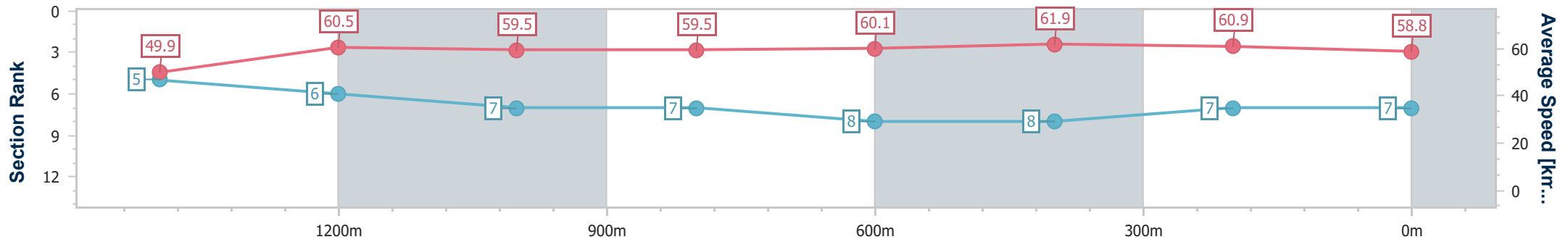
Ipswich QLD Professional
Race 2: SCHWEPPE'S QTIS Three-Year-Old Maiden Plate - 1666m



29 January 2025 - 14:49

Track Rating: Good 4, Weather: Fine, Rail Position: True

Section	Overall	1400m	1200m	1000m	800m	600m	400m	200m
Section Times	1:43.10 [7] (0:19.21)	1:23.89 [5] (0:11.95)	1:11.94 [6] (0:12.18)	0:59.76 [7] (0:12.09)	0:47.67 [7] (0:12.04)	0:35.63 [8] (0:11.61)	0:24.02 [8] (0:11.83)	0:12.19 [7] (0:12.19)
Average Speed [km/h]	49.9	60.5	59.5	59.5	60.1	61.9	60.9	58.8
Top Speed [km/h]	62.7	62.2	61.7	61.2	61.2	62.8	62.0	59.3
Avg. Dist. to Rail [m]	3.9	1.0	1.3	0.9	0.6	0.6	0.8	1.9
Avg. Stride Freq. [Hz]	2.3	2.4	2.4	2.3	2.3	2.4	2.4	2.3
Avg. Stride Length [m]	5.9	7.0	7.0	7.1	7.1	7.3	7.1	7.0



- [] Ranking at each section and finish
- .-.- No data available at this section
- NA No data available



Horse/Jockey Name	Baccarat Rouge
Final Rank	8
Fastest Section Time (Section)	0:11.87 (600m)
Top Speed [km/h] (Section)	62.0 (600m)
Race State	Finished



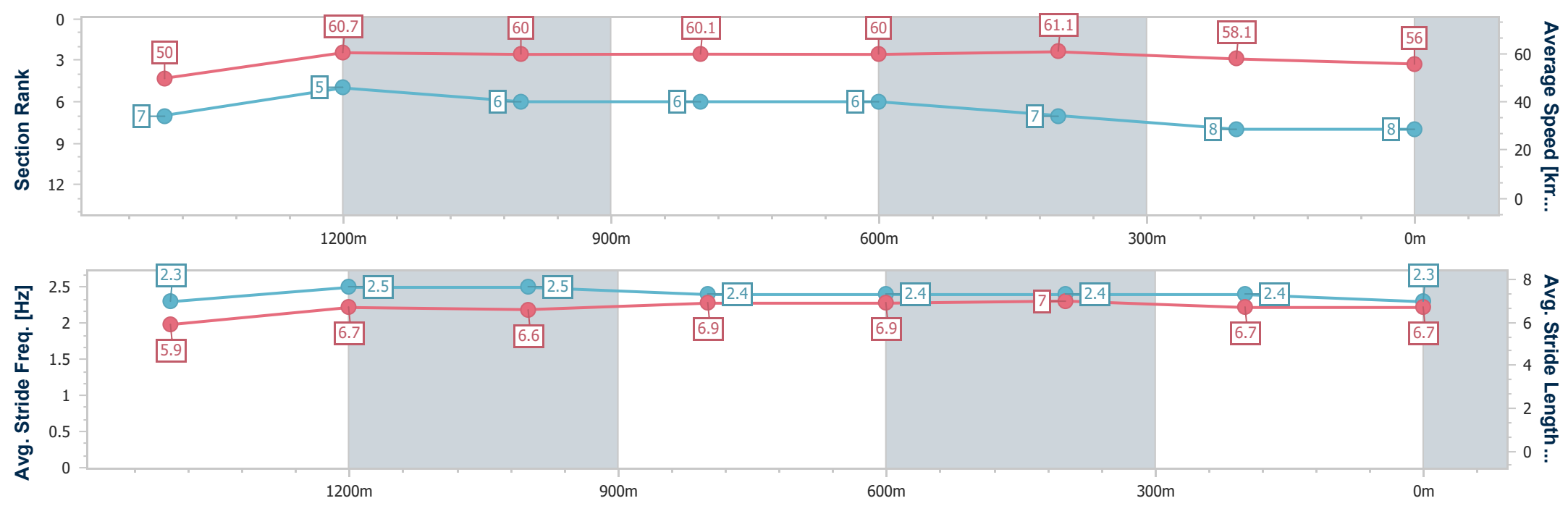
Ipswich QLD Professional
Race 2: SCHWEPPE'S QTIS Three-Year-Old Maiden Plate - 1666m



29 January 2025 - 14:49

Track Rating: Good 4, Weather: Fine, Rail Position: True

Section	Overall	1400m	1200m	1000m	800m	600m	400m	200m						
Section Times	1:44.27 [8] (0:19.24)	1:25.03 [7] (0:11.91)	1:13.12 [5] (0:12.01)	1:01.11 [6] (0:12.00)	0:49.11 [6] (0:12.01)	0:37.10 [6] (0:11.87)	0:25.23 [7] (0:12.35)	0:12.88 [8] (0:12.88)						
Average Speed [km/h]	50.0	60.7	60.0	60.1	60.0	61.1	58.1	56.0						
Top Speed [km/h]	61.5	61.4	61.5	61.1	60.6	62.0	60.7	57.4						
Avg. Dist. to Rail [m]	4.8	1.2	0.5	0.4	0.4	1.2	0.4	0.6						
Avg. Stride Freq. [Hz]	2.3	2.5	2.5	2.4	2.4	2.4	2.4	2.3						
Avg. Stride Length [m]	5.9	6.7	6.6	6.9	6.9	7.0	6.7	6.7						



- [] Ranking at each section and finish
- .-.- No data available at this section
- NA No data available

Track Rating: Good 4, Weather: Fine, Rail Position: True

Section				Overall	1200m	1000m	800m	600m	400m	Last 600m			
Field Times				1:19.64 (0:10.92)	1:08.72 (0:10.59)	0:58.13 (0:11.33)	0:46.80 (0:11.77)	0:35.03 (0:11.60)	0:23.43 (0:11.46)	0:35.03			
Rank	TAB	Horse/Jockey	Barrier	Top Speed [km/h]	Fastest Section							Distance Travelled [m]	
1	1	SILVA 'N' SUAVE Jasper Franklin	8	69.2 1200m	0:10.59 1200m	1:19.64 [1] (0:10.92)	1:08.72 [1] (0:10.59)	0:58.13 [1] (0:11.33)	0:46.80 [1] (0:11.85)	0:34.95 [2] (0:11.52)	0:23.43 [1] (0:11.46)	0:34.95	
2	7	IRAMA Bailey Wheeler	2	69.3 1200m	0:10.61 1200m	1:19.84 [2] (0:11.14)	1:08.70 [4] (0:10.61)	0:58.09 [4] (0:11.33)	0:46.76 [3] (0:11.81)	0:34.95 [3] (0:11.54)	0:23.41 [3] (0:11.60)	0:34.95	+0
3	5	MISS TRUSTFUL Kyle Wilson-Taylor	6	68.1 1200m	0:10.77 1200m	1:19.91 [3] (0:11.23)	1:08.68 [5] (0:10.77)	0:57.91 [6] (0:11.53)	0:46.38 [6] (0:11.87)	0:34.51 [7] (0:11.21)	0:23.30 [6] (0:11.44)	0:34.51	+2
3	8	PULPIT Jake Bayliss	4	67.4 1200m	0:10.87 1200m	1:19.91 [3] (0:11.63)	1:08.28 [8] (0:10.87)	0:57.41 [8] (0:11.38)	0:46.03 [9] (0:11.87)	0:34.16 [9] (0:11.29)	0:22.87 [9] (0:11.26)	0:34.16	+8
5	4	LOVE 'N' ROCKETS Emily Lang	5	67.8 1200m	0:10.76 1200m	1:20.08 [5] (0:11.93)	1:08.15 [9] (0:10.76)	0:57.39 [9] (0:11.01)	0:46.38 [8] (0:11.59)	0:34.79 [6] (0:11.47)	0:23.32 [7] (0:11.48)	0:34.79	+5
6	3	ATTENTIVE James Orman	1	68.5 1200m	0:10.66 1200m	1:20.40 [6] (0:11.31)	1:09.09 [6] (0:10.66)	0:58.43 [5] (0:11.32)	0:47.11 [5] (0:11.73)	0:35.38 [5] (0:11.50)	0:23.88 [4] (0:11.86)	0:35.38	+7
7	2	COLE'S BEST Justin Huxtable	7	69.1 1200m	0:10.62 1200m	1:20.60 [7] (0:11.07)	1:09.53 [3] (0:10.62)	0:58.91 [3] (0:11.41)	0:47.50 [4] (0:11.80)	0:35.70 [4] (0:11.65)	0:24.05 [5] (0:11.92)	0:35.70	+9
8	9	PORT RIVER BILLIE Cejay Graham	9	70.3 1200m	0:10.48 1200m	1:20.60 [8] (0:11.03)	1:09.57 [2] (0:10.48)	0:59.09 [2] (0:11.34)	0:47.75 [2] (0:11.76)	0:35.99 [1] (0:11.61)	0:24.38 [2] (0:11.84)	0:35.99	+7
9	6	FLAME TREE STAR Angela Jones	3	67.5 1200m	0:10.81 1200m	1:21.13 [9] (0:11.50)	1:09.63 [7] (0:10.81)	0:58.82 [7] (0:11.35)	0:47.47 [7] (0:11.80)	0:35.67 [8] (0:11.48)	0:24.19 [8] (0:11.80)	0:35.67	+7



Ipswich QLD Professional

Race 3: TAB QTIS Three-Year-Old BENCHMARK 65 Handicap - 1350m

29 January 2025 - 15:23



Track Rating: Good 4, Weather: Fine, Rail Position: True

Section				200m				Last 600m		
Field Times				0:11.97 (0:11.97)				0:35.03		
Rank	TAB	Horse/Jockey	Barrier	Top Speed [km/h]	Fastest Section	Margin			Distance Travelled [m]	
1	1	SILVA 'N' SUAVE Jasper Franklin	8	69.2 1200m	0:10.59 1200m	0:11.97 [1] (0:11.97)	1:19.64		0:34.95	
2	7	IRAMA Bailey Wheeler	2	69.3 1200m	0:10.61 1200m	0:11.81 [2] (0:11.81)	1.18L		0:34.95	+0
3	5	MISS TRUSTFUL Kyle Wilson-Taylor	6	68.1 1200m	0:10.77 1200m	0:11.86 [3] (0:11.86)	1.61L		0:34.51	+2
3	8	PULPIT Jake Bayliss	4	67.4 1200m	0:10.87 1200m	0:11.61 [6] (0:11.61)	1.61L		0:34.16	+8
5	4	LOVE 'N' ROCKETS Emily Lang	5	67.8 1200m	0:10.76 1200m	0:11.84 [5] (0:11.84)	2.64L		0:34.79	+5
6	3	ATTENTIVE James Orman	1	68.5 1200m	0:10.66 1200m	0:12.02 [7] (0:12.02)	4.49L		0:35.38	+7
7	2	COLE'S BEST Justin Huxtable	7	69.1 1200m	0:10.62 1200m	0:12.13 [8] (0:12.13)	5.65L		0:35.70	+9
8	9	PORT RIVER BILLIE Cejay Graham	9	70.3 1200m	0:10.48 1200m	0:12.54 [4] (0:12.54)	5.67L		0:35.99	+7
9	6	FLAME TREE STAR Angela Jones	3	67.5 1200m	0:10.81 1200m	0:12.39 [9] (0:12.39)	8.78L		0:35.67	+7

[] Ranking at each section and finish
 -:-:- No data available at this section
 NA No data available

SCN Saddle cloth number
 DNF Did not finish
 DNT Did not track



Horse/Jockey Name	Silva 'N' Suave
Final Rank	1
Fastest Section Time (Section)	0:10.59 (1200m)
Top Speed [km/h] (Section)	69.2 (1200m)
Race State	Finished



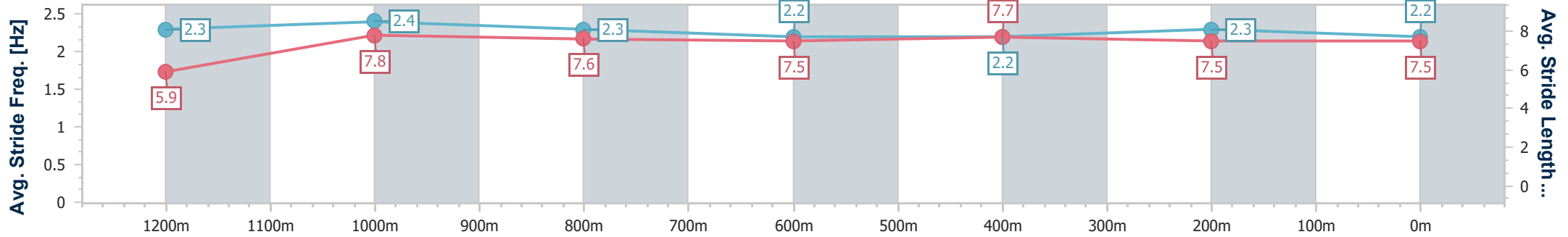
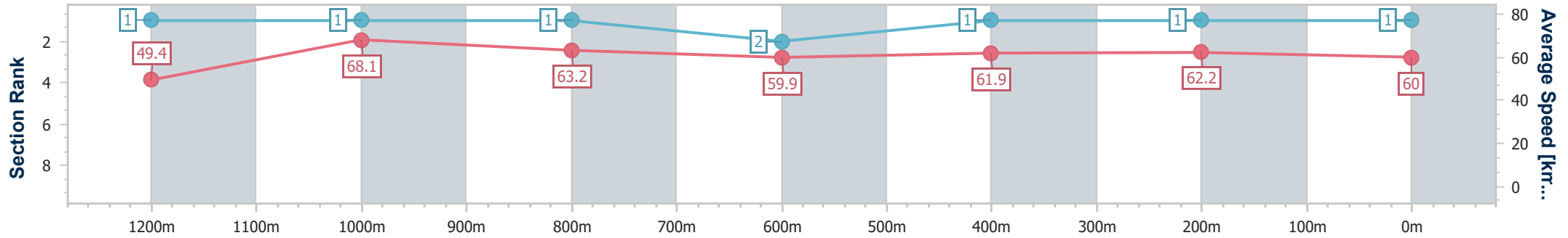
Ipswich QLD Professional
Race 3: TAB QTIS Three-Year-Old BENCHMARK 65 Handicap - 1350m



29 January 2025 - 15:23

Track Rating: Good 4, Weather: Fine, Rail Position: True

Section	Overall	1200m	1000m	800m	600m	400m	200m
Section Times	1:19.64 [1] (0:10.92)	1:08.72 [1] (0:10.59)	0:58.13 [1] (0:11.33)	0:46.80 [1] (0:11.85)	0:34.95 [2] (0:11.52)	0:23.43 [1] (0:11.46)	0:11.97 [1] (0:11.97)
Average Speed [km/h]	49.4	68.1	63.2	59.9	61.9	62.2	60.0
Top Speed [km/h]	68.6	69.2	65.7	61.4	63.5	63.9	61.9
Avg. Dist. to Rail [m]	6.0	2.3	1.9	2.6	2.3	2.4	1.5
Avg. Stride Freq. [Hz]	2.3	2.4	2.3	2.2	2.2	2.3	2.2
Avg. Stride Length [m]	5.9	7.8	7.6	7.5	7.7	7.5	7.5



- [] Ranking at each section and finish
- .-.- No data available at this section
- NA No data available



Horse/Jockey Name	Irama
Final Rank	2
Fastest Section Time (Section)	0:10.61 (1200m)
Top Speed [km/h] (Section)	69.3 (1200m)
Race State	Finished



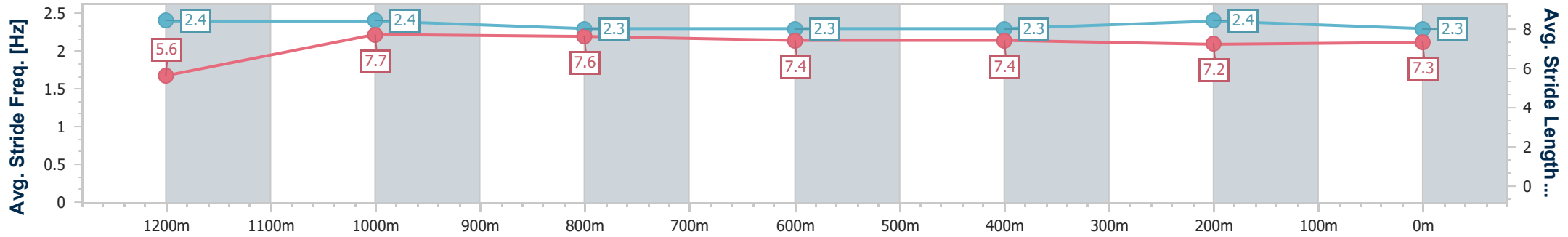
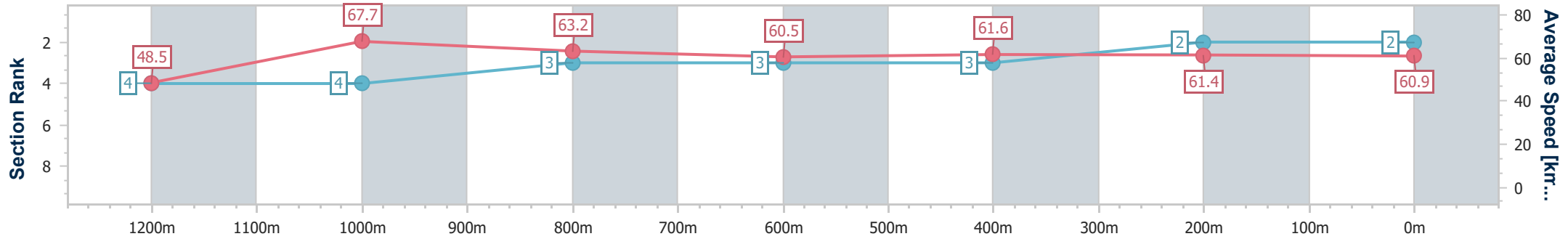
Ipswich QLD Professional
Race 3: TAB QTIS Three-Year-Old BENCHMARK 65 Handicap - 1350m



29 January 2025 - 15:23

Track Rating: Good 4, Weather: Fine, Rail Position: True

Section	Overall	1200m	1000m	800m	600m	400m	200m
Section Times	1:19.84 [2] (0:11.14)	1:08.70 [4] (0:10.61)	0:58.09 [4] (0:11.33)	0:46.76 [3] (0:11.81)	0:34.95 [3] (0:11.54)	0:23.41 [3] (0:11.60)	0:11.81 [2] (0:11.81)
Average Speed [km/h]	48.5	67.7	63.2	60.5	61.6	61.4	60.9
Top Speed [km/h]	68.0	69.3	65.9	61.5	62.5	62.9	62.9
Avg. Dist. to Rail [m]	2.1	1.1	1.1	2.7	3.5	2.0	0.5
Avg. Stride Freq. [Hz]	2.4	2.4	2.3	2.3	2.3	2.4	2.3
Avg. Stride Length [m]	5.6	7.7	7.6	7.4	7.4	7.2	7.3



- [] Ranking at each section and finish
- .-.- No data available at this section
- NA No data available



Horse/Jockey Name	Pulpit
Final Rank	3
Fastest Section Time (Section)	0:10.87 (1200m)
Top Speed [km/h] (Section)	67.4 (1200m)
Race State	Finished



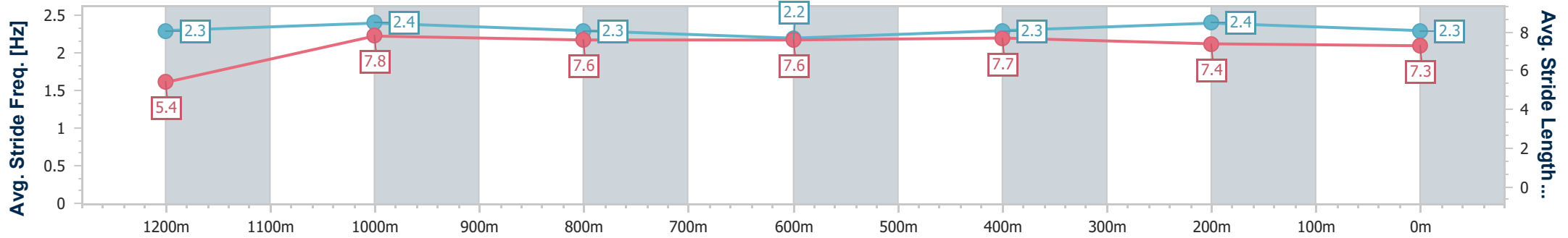
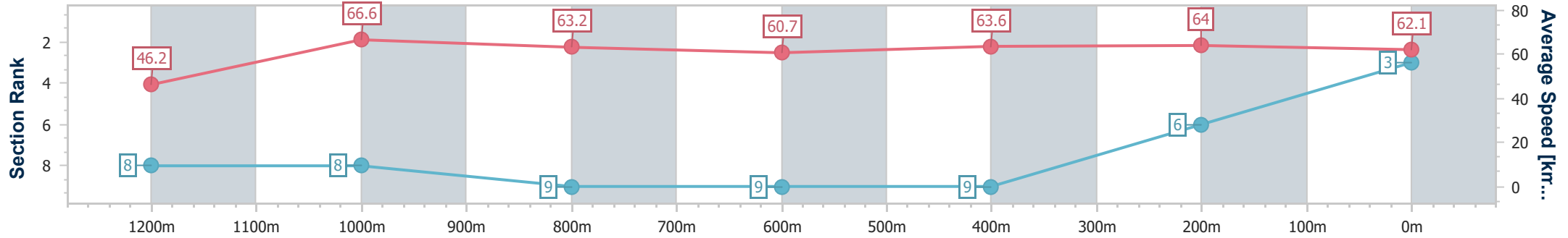
Ipswich QLD Professional
Race 3: TAB QTIS Three-Year-Old BENCHMARK 65 Handicap - 1350m



29 January 2025 - 15:23

Track Rating: Good 4, Weather: Fine, Rail Position: True

Section	Overall	1200m	1000m	800m	600m	400m	200m
Section Times	1:19.91 [3] (0:11.63)	1:08.28 [8] (0:10.87)	0:57.41 [8] (0:11.38)	0:46.03 [9] (0:11.87)	0:34.16 [9] (0:11.29)	0:22.87 [9] (0:11.26)	0:11.61 [6] (0:11.61)
Average Speed [km/h]	46.2	66.6	63.2	60.7	63.6	64.0	62.1
Top Speed [km/h]	65.9	67.4	65.6	62.6	65.0	64.8	63.8
Avg. Dist. to Rail [m]	3.9	3.7	1.2	0.9	0.9	1.5	2.7
Avg. Stride Freq. [Hz]	2.3	2.4	2.3	2.2	2.3	2.4	2.3
Avg. Stride Length [m]	5.4	7.8	7.6	7.6	7.7	7.4	7.3



- [] Ranking at each section and finish
- .-.- No data available at this section
- NA No data available



Horse/Jockey Name	Miss Trustful
Final Rank	3
Fastest Section Time (Section)	0:10.77 (1200m)
Top Speed [km/h] (Section)	68.1 (1200m)
Race State	Finished



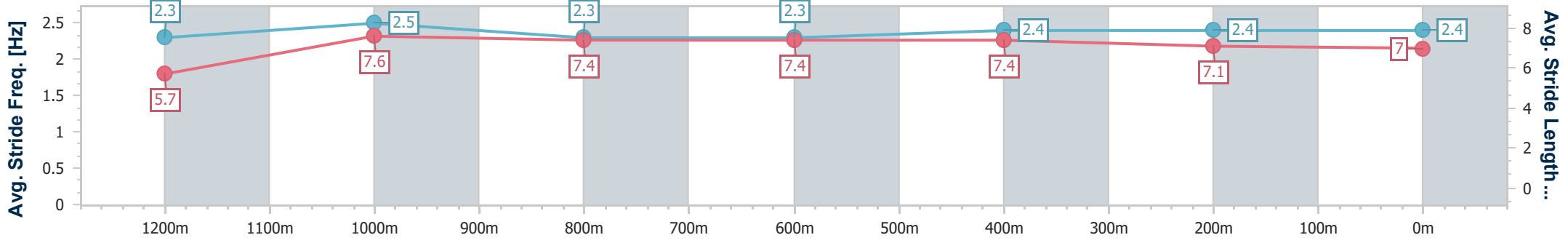
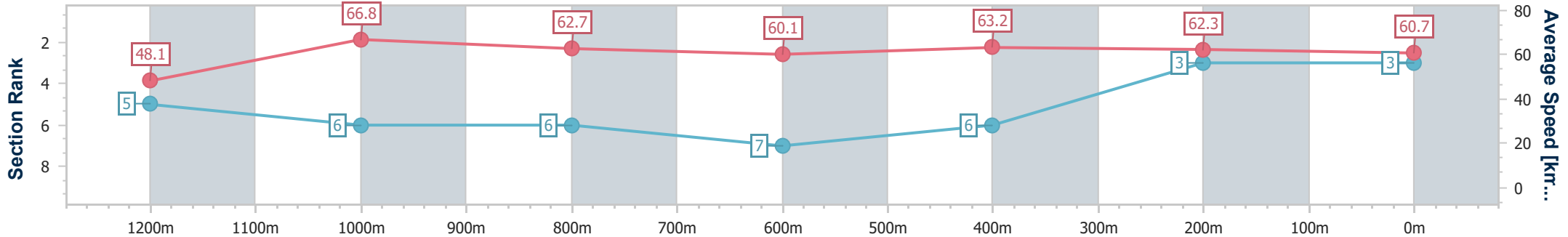
Ipswich QLD Professional
Race 3: TAB QTIS Three-Year-Old BENCHMARK 65 Handicap - 1350m



29 January 2025 - 15:23

Track Rating: Good 4, Weather: Fine, Rail Position: True

Section	Overall	1200m	1000m	800m	600m	400m	200m
Section Times	1:19.91 [3] (0:11.23)	1:08.68 [5] (0:10.77)	0:57.91 [6] (0:11.53)	0:46.38 [6] (0:11.87)	0:34.51 [7] (0:11.21)	0:23.30 [6] (0:11.44)	0:11.86 [3] (0:11.86)
Average Speed [km/h]	48.1	66.8	62.7	60.1	63.2	62.3	60.7
Top Speed [km/h]	66.0	68.1	65.0	61.5	64.6	64.1	61.4
Avg. Dist. to Rail [m]	3.8	1.4	0.5	2.1	4.1	1.9	0.8
Avg. Stride Freq. [Hz]	2.3	2.5	2.3	2.3	2.4	2.4	2.4
Avg. Stride Length [m]	5.7	7.6	7.4	7.4	7.4	7.1	7.0



- [] Ranking at each section and finish
- .-.- No data available at this section
- NA No data available



Horse/Jockey Name	Love 'N' Rockets
Final Rank	5
Fastest Section Time (Section)	0:10.76 (1200m)
Top Speed [km/h] (Section)	67.8 (1200m)
Race State	Finished



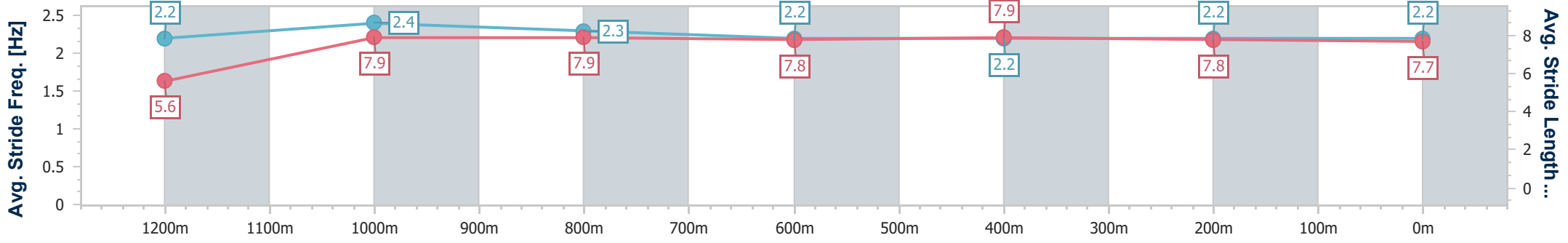
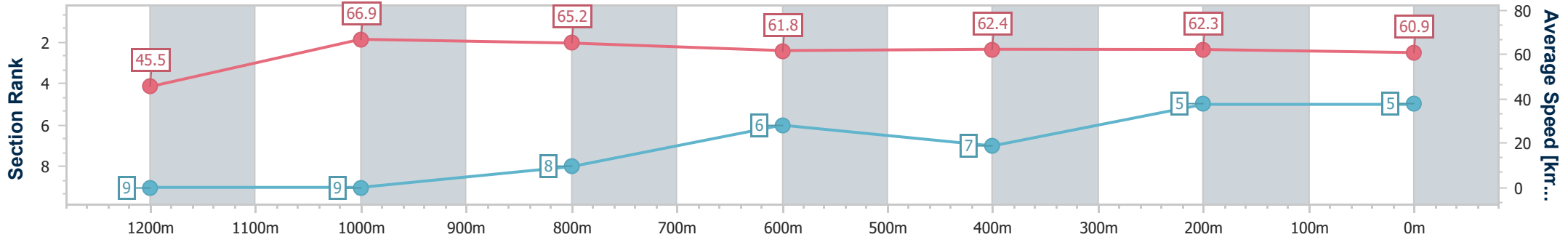
Ipswich QLD Professional
Race 3: TAB QTIS Three-Year-Old BENCHMARK 65 Handicap - 1350m



29 January 2025 - 15:23

Track Rating: Good 4, Weather: Fine, Rail Position: True

Section	Overall	1200m	1000m	800m	600m	400m	200m
Section Times	1:20.08 [5] (0:11.93)	1:08.15 [9] (0:10.76)	0:57.39 [9] (0:11.01)	0:46.38 [8] (0:11.59)	0:34.79 [6] (0:11.47)	0:23.32 [7] (0:11.48)	0:11.84 [5] (0:11.84)
Average Speed [km/h]	45.5	66.9	65.2	61.8	62.4	62.3	60.9
Top Speed [km/h]	65.1	67.8	67.7	63.4	63.3	63.7	63.8
Avg. Dist. to Rail [m]	4.3	2.1	0.7	1.1	0.9	1.2	0.3
Avg. Stride Freq. [Hz]	2.2	2.4	2.3	2.2	2.2	2.2	2.2
Avg. Stride Length [m]	5.6	7.9	7.9	7.8	7.9	7.8	7.7



- [] Ranking at each section and finish
- .-.- No data available at this section
- NA No data available



Horse/Jockey Name	Attentive
Final Rank	6
Fastest Section Time (Section)	0:10.66 (1200m)
Top Speed [km/h] (Section)	68.5 (1200m)
Race State	Finished



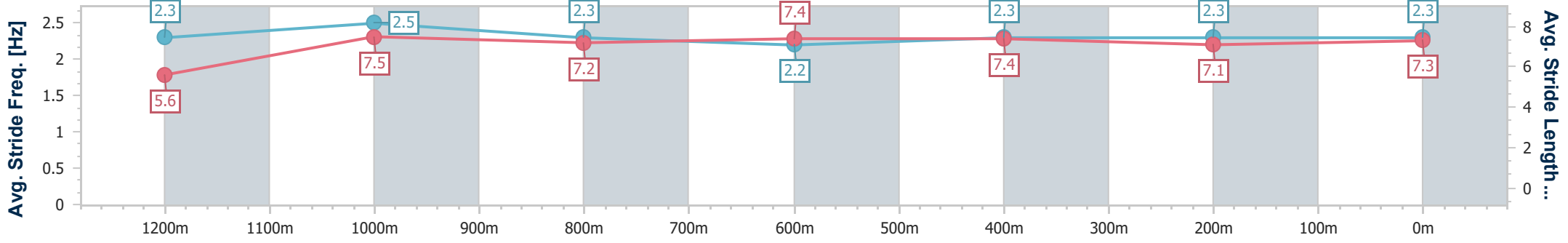
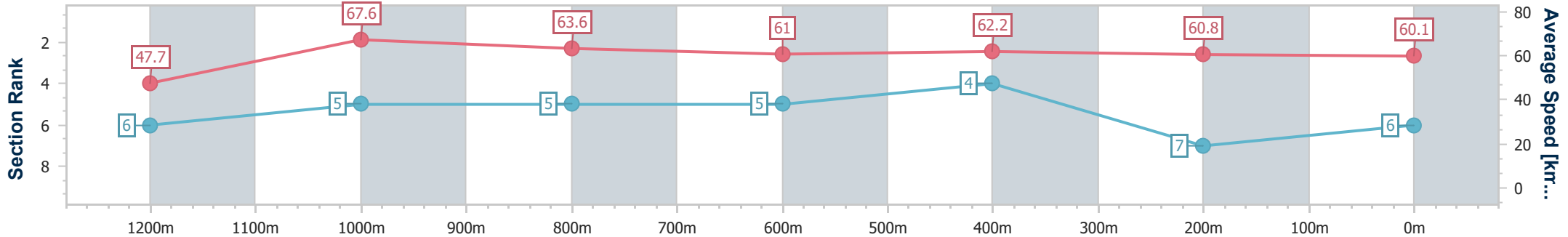
Ipswich QLD Professional
Race 3: TAB QTIS Three-Year-Old BENCHMARK 65 Handicap - 1350m



29 January 2025 - 15:23

Track Rating: Good 4, Weather: Fine, Rail Position: True

Section	Overall	1200m	1000m	800m	600m	400m	200m
Section Times	1:20.40 [6] (0:11.31)	1:09.09 [6] (0:10.66)	0:58.43 [5] (0:11.32)	0:47.11 [5] (0:11.73)	0:35.38 [5] (0:11.50)	0:23.88 [4] (0:11.86)	0:12.02 [7] (0:12.02)
Average Speed [km/h]	47.7	67.6	63.6	61.0	62.2	60.8	60.1
Top Speed [km/h]	66.8	68.5	65.2	61.9	62.9	61.9	61.3
Avg. Dist. to Rail [m]	0.6	0.9	0.5	1.6	0.7	1.5	4.5
Avg. Stride Freq. [Hz]	2.3	2.5	2.3	2.2	2.3	2.3	2.3
Avg. Stride Length [m]	5.6	7.5	7.2	7.4	7.4	7.1	7.3



- [] Ranking at each section and finish
- .-.- No data available at this section
- NA No data available



Horse/Jockey Name	Cole's Best
Final Rank	7
Fastest Section Time (Section)	0:10.62 (1200m)
Top Speed [km/h] (Section)	69.1 (1200m)
Race State	Finished



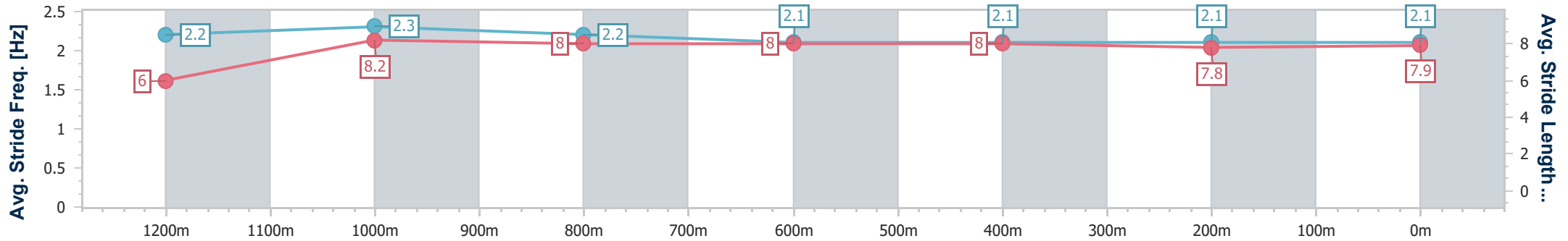
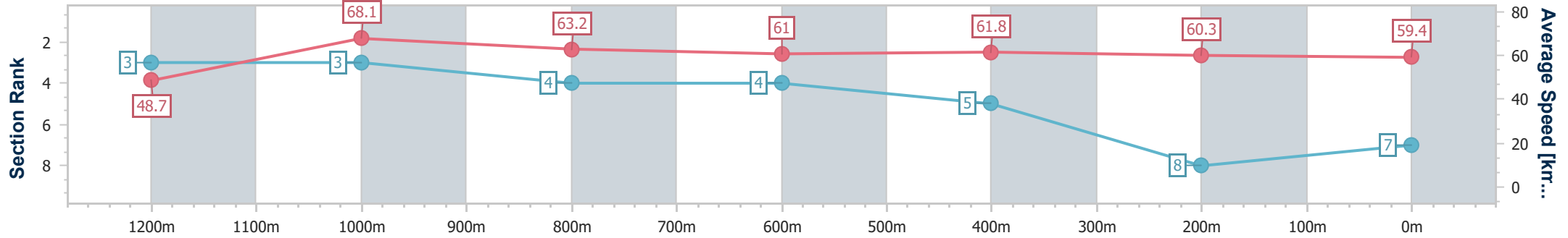
Ipswich QLD Professional
Race 3: TAB QTIS Three-Year-Old BENCHMARK 65 Handicap - 1350m



29 January 2025 - 15:23

Track Rating: Good 4, Weather: Fine, Rail Position: True

Section	Overall	1200m	1000m	800m	600m	400m	200m
Section Times	1:20.60 [7] (0:11.07)	1:09.53 [3] (0:10.62)	0:58.91 [3] (0:11.41)	0:47.50 [4] (0:11.80)	0:35.70 [4] (0:11.65)	0:24.05 [5] (0:11.92)	0:12.13 [8] (0:12.13)
Average Speed [km/h]	48.7	68.1	63.2	61.0	61.8	60.3	59.4
Top Speed [km/h]	67.2	69.1	66.5	62.4	62.6	61.8	60.4
Avg. Dist. to Rail [m]	5.2	2.6	1.2	0.2	0.3	1.0	3.3
Avg. Stride Freq. [Hz]	2.2	2.3	2.2	2.1	2.1	2.1	2.1
Avg. Stride Length [m]	6.0	8.2	8.0	8.0	8.0	7.8	7.9



- [] Ranking at each section and finish
- .-.- No data available at this section
- NA No data available



Horse/Jockey Name	Port River Billie
Final Rank	8
Fastest Section Time (Section)	0:10.48 (1200m)
Top Speed [km/h] (Section)	70.3 (1200m)
Race State	Finished



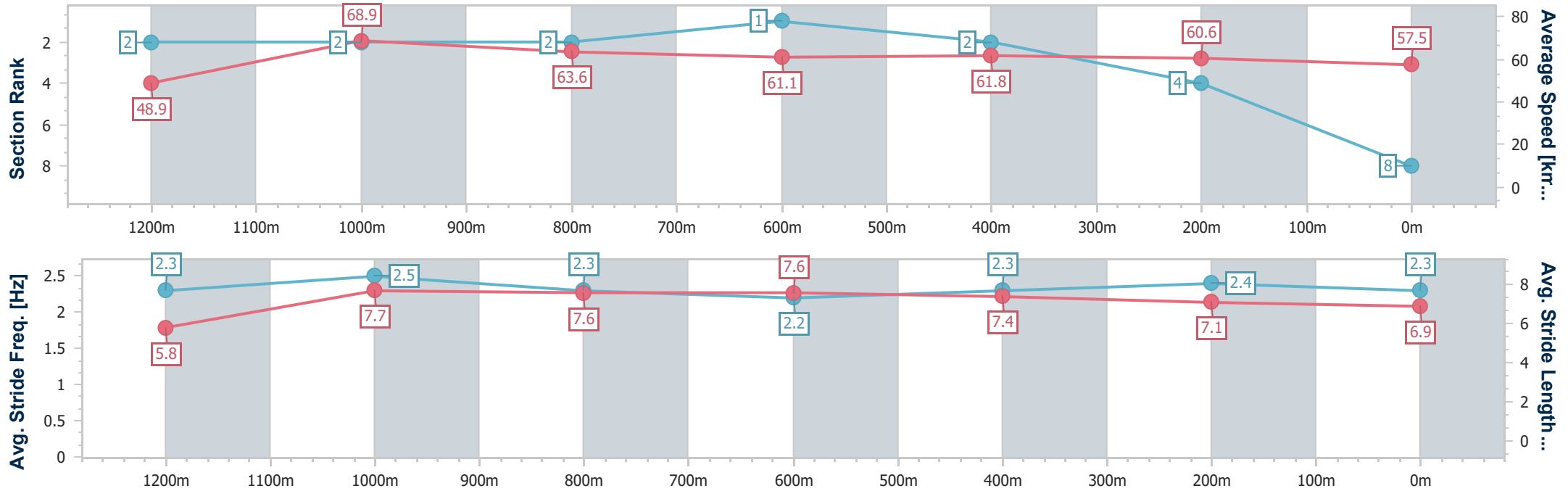
Ipswich QLD Professional
Race 3: TAB QTIS Three-Year-Old BENCHMARK 65 Handicap - 1350m



29 January 2025 - 15:23

Track Rating: Good 4, Weather: Fine, Rail Position: True

Section	Overall	1200m	1000m	800m	600m	400m	200m
Section Times	1:20.60 [8] (0:11.03)	1:09.57 [2] (0:10.48)	0:59.09 [2] (0:11.34)	0:47.75 [2] (0:11.76)	0:35.99 [1] (0:11.61)	0:24.38 [2] (0:11.84)	0:12.54 [4] (0:12.54)
Average Speed [km/h]	48.9	68.9	63.6	61.1	61.8	60.6	57.5
Top Speed [km/h]	69.2	70.3	66.7	61.7	62.4	62.5	59.4
Avg. Dist. to Rail [m]	7.4	3.1	0.4	0.5	0.6	0.6	1.1
Avg. Stride Freq. [Hz]	2.3	2.5	2.3	2.2	2.3	2.4	2.3
Avg. Stride Length [m]	5.8	7.7	7.6	7.6	7.4	7.1	6.9



- [] Ranking at each section and finish
- .-.- No data available at this section
- NA No data available



Horse/Jockey Name	Flame Tree Star
Final Rank	9
Fastest Section Time (Section)	0:10.81 (1200m)
Top Speed [km/h] (Section)	67.5 (1200m)
Race State	Finished



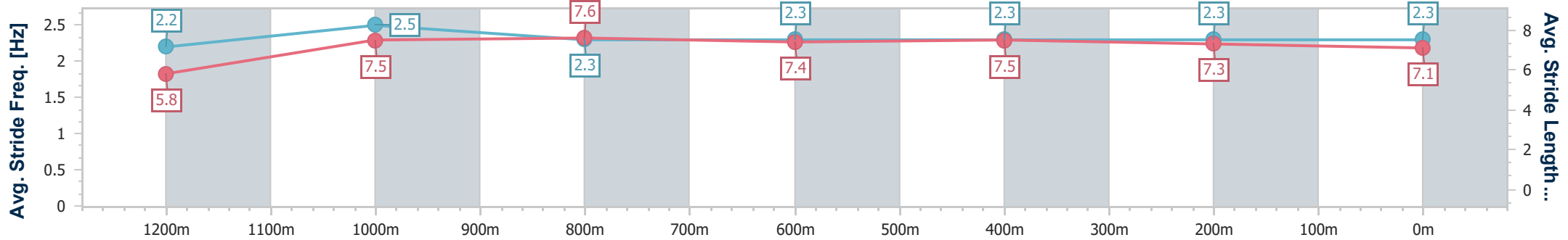
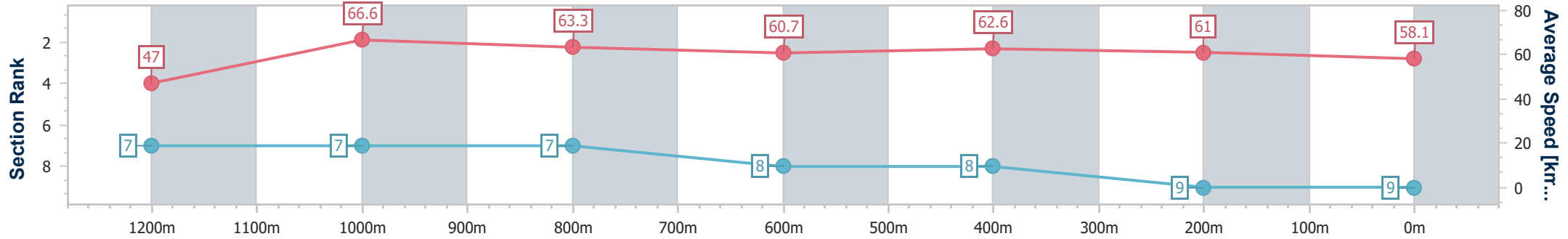
Ipswich QLD Professional
Race 3: TAB QTIS Three-Year-Old BENCHMARK 65 Handicap - 1350m



29 January 2025 - 15:23

Track Rating: Good 4, Weather: Fine, Rail Position: True

Section	Overall	1200m	1000m	800m	600m	400m	200m
Section Times	1:21.13 [9] (0:11.50)	1:09.63 [7] (0:10.81)	0:58.82 [7] (0:11.35)	0:47.47 [7] (0:11.80)	0:35.67 [8] (0:11.48)	0:24.19 [8] (0:11.80)	0:12.39 [9] (0:12.39)
Average Speed [km/h]	47.0	66.6	63.3	60.7	62.6	61.0	58.1
Top Speed [km/h]	66.5	67.5	66.6	61.7	63.9	62.8	59.7
Avg. Dist. to Rail [m]	2.2	1.3	0.2	0.9	0.7	1.4	4.0
Avg. Stride Freq. [Hz]	2.2	2.5	2.3	2.3	2.3	2.3	2.3
Avg. Stride Length [m]	5.8	7.5	7.6	7.4	7.5	7.3	7.1



- [] Ranking at each section and finish
- .-.- No data available at this section
- NA No data available

Ipswich QLD Professional

Race 4: BARRIER REEF POOLS Maiden Plate - 1200m

29 January 2025 - 15:58

Track Rating: Good 4, Weather: Fine, Rail Position: True

Section													Last 600m	
Field Times		Overall	1000m	800m	600m	400m	200m						0:34.02	
		1:09.20 (0:13.66)	0:55.54 (0:10.50)	0:45.04 (0:11.02)	0:34.02 (0:11.44)	0:22.58 (0:11.04)	0:11.54 (0:11.54)							
Rank	TAB	Horse/Jockey	Barrier	Top Speed [km/h]	Fastest Section							Margin	Distance Travelled [m]	
1	6	SER JOH James Orman	9	70.6	0:10.50	1:09.20 [1] (0:13.66)	0:55.54 [1] (0:10.50)	0:45.04 [1] (0:11.02)	0:34.02 [1] (0:11.44)	0:22.58 [1] (0:11.04)	0:11.54 [1] (0:11.54)	1:09.20	0:34.02	
2	5	NO BRAKES Jag Guthmann-Chester	2	67.2	0:10.89	1:10.57 [2] (0:14.28)	0:56.29 [10] (0:10.89)	0:45.40 [10] (0:10.91)	0:34.49 [10] (0:11.32)	0:23.17 [8] (0:11.46)	0:11.71 [4] (0:11.71)	8.05L	0:34.49	+2
3	2	BOLD AS BRASS Michael Rodd	3	68.3	0:10.77	1:10.57 [3] (0:13.95)	0:56.62 [6] (0:10.77)	0:45.85 [5] (0:11.15)	0:34.70 [5] (0:11.29)	0:23.41 [4] (0:11.34)	0:12.07 [3] (0:12.07)	8.1L	0:34.70	+0
4	9	SILVER AGENT Kyle Wilson-Taylor	10	69.9	0:10.50	1:10.93 [4] (0:13.72)	0:57.21 [3] (0:10.50)	0:46.71 [2] (0:11.18)	0:35.53 [2] (0:11.48)	0:24.05 [2] (0:11.62)	0:12.43 [2] (0:12.43)	10.17L	0:35.53	+1
5	14	TSZYUYA Angela Jones	1	68.2	0:10.82	1:11.12 [5] (0:14.17)	0:56.95 [9] (0:10.82)	0:46.13 [9] (0:11.09)	0:35.04 [9] (0:11.28)	0:23.76 [7] (0:11.59)	0:12.17 [7] (0:12.17)	11.29L	0:35.04	+1
6	10	DARLING TAKE CARE Justin Huxtable	4	68.0	0:10.77	1:11.13 [6] (0:13.97)	0:57.16 [7] (0:10.77)	0:46.39 [6] (0:11.15)	0:35.24 [6] (0:11.52)	0:23.72 [9] (0:11.72)	0:12.00 [8] (0:12.00)	11.34L	0:35.24	+3
7	1	AZUKI Cody Collis	6	67.2	0:10.90	1:11.17 [7] (0:14.05)	0:57.12 [8] (0:10.90)	0:46.22 [8] (0:11.03)	0:35.19 [7] (0:11.28)	0:23.91 [5] (0:11.67)	0:12.24 [6] (0:12.24)	11.59L	0:35.19	+5
8	12	SUZI QUATROSE Adin Thompson	5	68.8	0:10.69	1:11.69 [8] (0:13.82)	0:57.87 [4] (0:10.69)	0:47.18 [4] (0:11.05)	0:36.13 [3] (0:11.45)	0:24.68 [3] (0:11.91)	0:12.77 [5] (0:12.77)	14.69L	0:36.13	-1
9	13	VERY SWISH Boris Thornton	7	66.9	0:10.95	1:13.79 [9] (0:13.89)	0:59.90 [5] (0:10.95)	0:48.95 [7] (0:11.22)	0:37.73 [8] (0:11.59)	0:26.14 [10] (0:12.11)	0:14.03 [9] (0:14.03)	27.01L	0:37.73	+3
10	4	HOSTWIN ERICO Ryan Curatolo	8	69.0	0:10.68	1:14.04 [10] (0:13.72)	1:00.32 [2] (0:10.68)	0:49.64 [3] (0:11.20)	0:38.44 [4] (0:11.68)	0:26.76 [6] (0:12.69)	0:14.07 [10] (0:14.07)	28.47L	0:38.44	+5

Scratched: Superstitious (#7), Deep Dawn (#11), Tommy Flyer (#8), Cheerful Cat (#3)



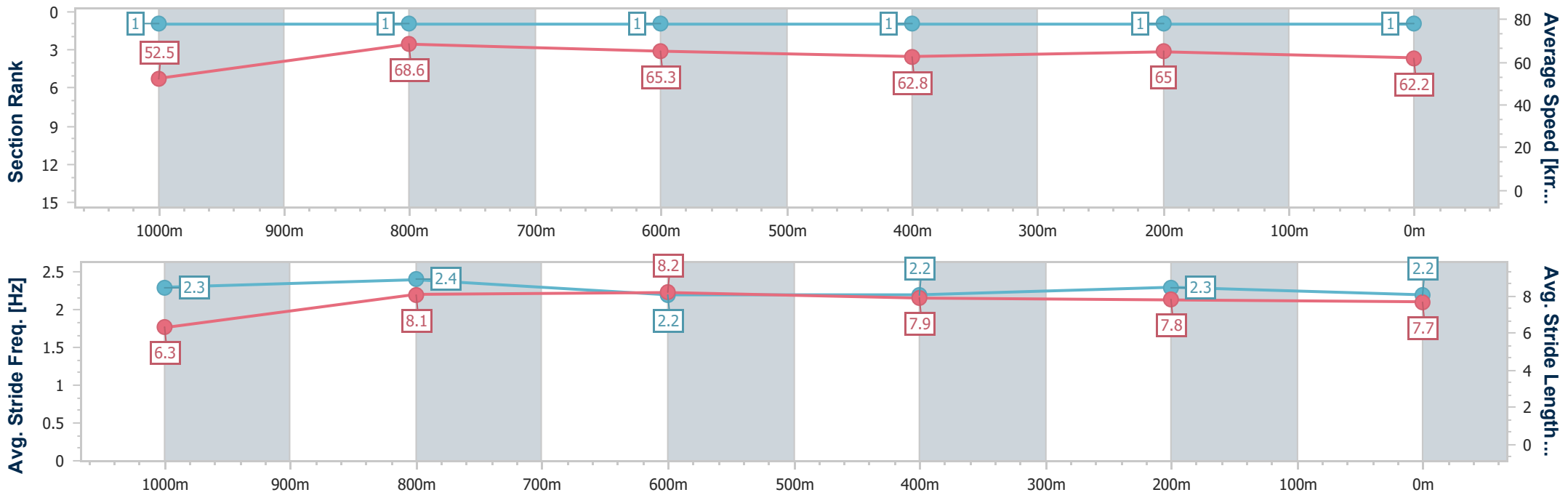
Horse/Jockey Name	Ser Joh
Final Rank	1
Fastest Section Time (Section)	0:10.50 (1000m)
Top Speed [km/h] (Section)	70.6 (1000m)
Race State	Finished



Ipswich QLD Professional
 Race 4: BARRIER REEF POOLS Maiden Plate - 1200m
 29 January 2025 - 15:58
 Track Rating: Good 4, Weather: Fine, Rail Position: True



Section	Overall	1000m	800m	600m	400m	200m
Section Times	1:09.20 [1] (0:13.66)	0:55.54 [1] (0:10.50)	0:45.04 [1] (0:11.02)	0:34.02 [1] (0:11.44)	0:22.58 [1] (0:11.04)	0:11.54 [1] (0:11.54)
Average Speed [km/h]	52.5	68.6	65.3	62.8	65.0	62.2
Top Speed [km/h]	69.8	70.6	66.7	63.7	65.7	65.2
Avg. Dist. to Rail [m]	10.4	2.8	0.7	0.7	1.1	1.5
Avg. Stride Freq. [Hz]	2.3	2.4	2.2	2.2	2.3	2.2
Avg. Stride Length [m]	6.3	8.1	8.2	7.9	7.8	7.7



- [] Ranking at each section and finish
- .-.- No data available at this section
- NA No data available



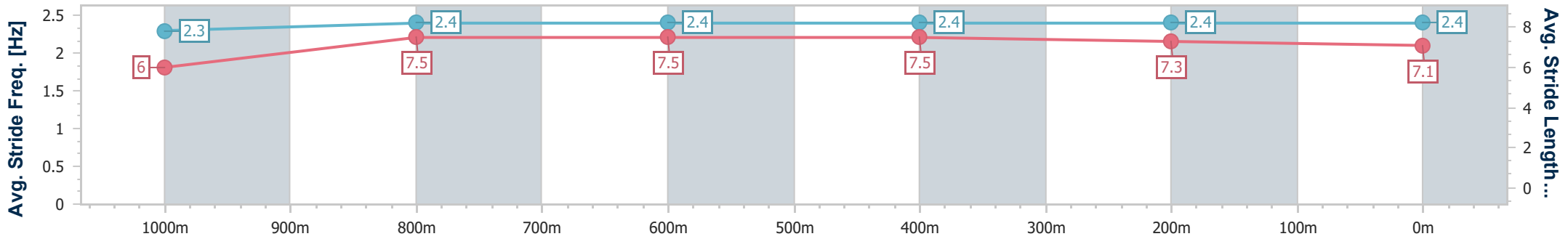
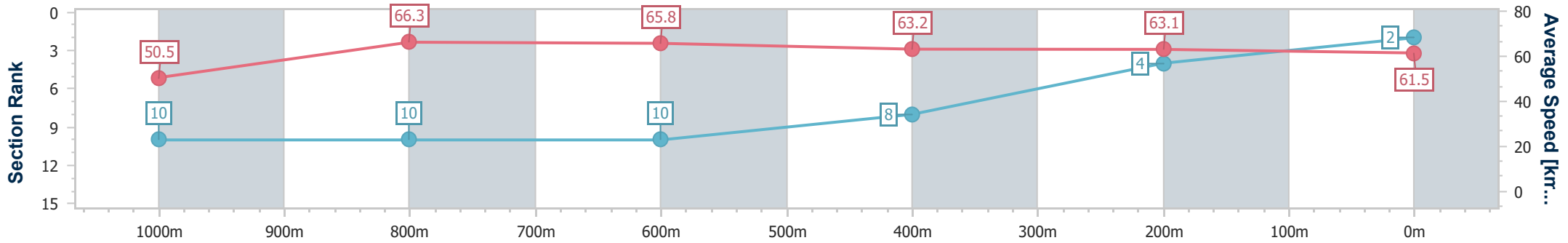
Horse/Jockey Name	No Brakes
Final Rank	2
Fastest Section Time (Section)	0:10.89 (1000m)
Top Speed [km/h] (Section)	67.2 (1000m)
Race State	Finished



Ipswich QLD Professional
 Race 4: BARRIER REEF POOLS Maiden Plate - 1200m
 29 January 2025 - 15:58
 Track Rating: Good 4, Weather: Fine, Rail Position: True



Section	Overall	1000m	800m	600m	400m	200m
Section Times	1:10.57 [2] (0:14.28)	0:56.29 [10] (0:10.89)	0:45.40 [10] (0:10.91)	0:34.49 [10] (0:11.32)	0:23.17 [8] (0:11.46)	0:11.71 [4]
Average Speed [km/h]	50.5	66.3	65.8	63.2	63.1	61.5
Top Speed [km/h]	66.9	67.2	66.5	64.9	64.0	63.1
Avg. Dist. to Rail [m]	3.7	1.3	0.5	0.8	1.4	3.4
Avg. Stride Freq. [Hz]	2.3	2.4	2.4	2.4	2.4	2.4
Avg. Stride Length [m]	6.0	7.5	7.5	7.5	7.3	7.1



- [] Ranking at each section and finish
- .-.- No data available at this section
- NA No data available



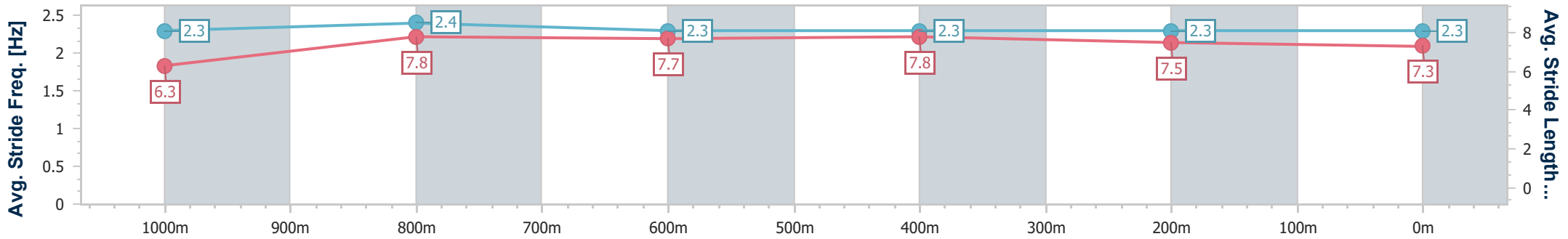
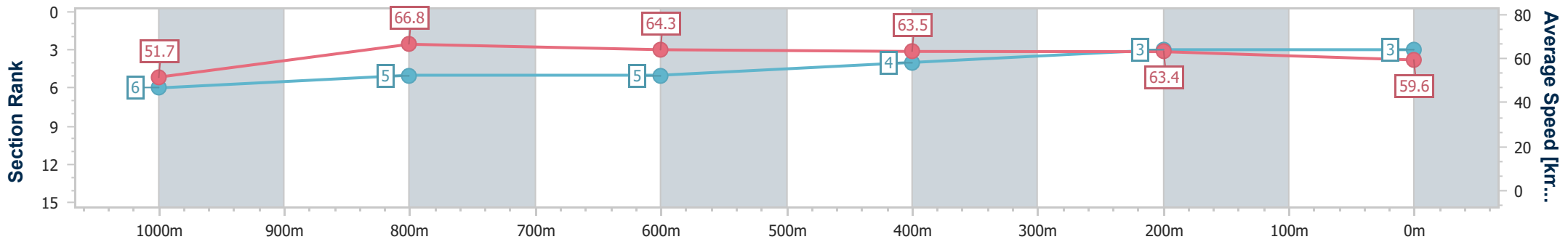
Horse/Jockey Name	Bold As Brass
Final Rank	3
Fastest Section Time (Section)	0:10.77 (1000m)
Top Speed [km/h] (Section)	68.3 (Overall)
Race State	Finished



Ipswich QLD Professional
 Race 4: BARRIER REEF POOLS Maiden Plate - 1200m
 29 January 2025 - 15:58
 Track Rating: Good 4, Weather: Fine, Rail Position: True



Section	Overall	1000m	800m	600m	400m	200m
Section Times	1:10.57 [3] (0:13.95)	0:56.62 [6] (0:10.77)	0:45.85 [5] (0:11.15)	0:34.70 [5] (0:11.29)	0:23.41 [4] (0:11.34)	0:12.07 [3] (0:12.07)
Average Speed [km/h]	51.7	66.8	64.3	63.5	63.4	59.6
Top Speed [km/h]	68.3	68.3	65.6	64.4	64.6	61.7
Avg. Dist. to Rail [m]	3.5	0.6	1.2	1.0	0.8	1.7
Avg. Stride Freq. [Hz]	2.3	2.4	2.3	2.3	2.3	2.3
Avg. Stride Length [m]	6.3	7.8	7.7	7.8	7.5	7.3



- [] Ranking at each section and finish
- .-.- No data available at this section
- NA No data available



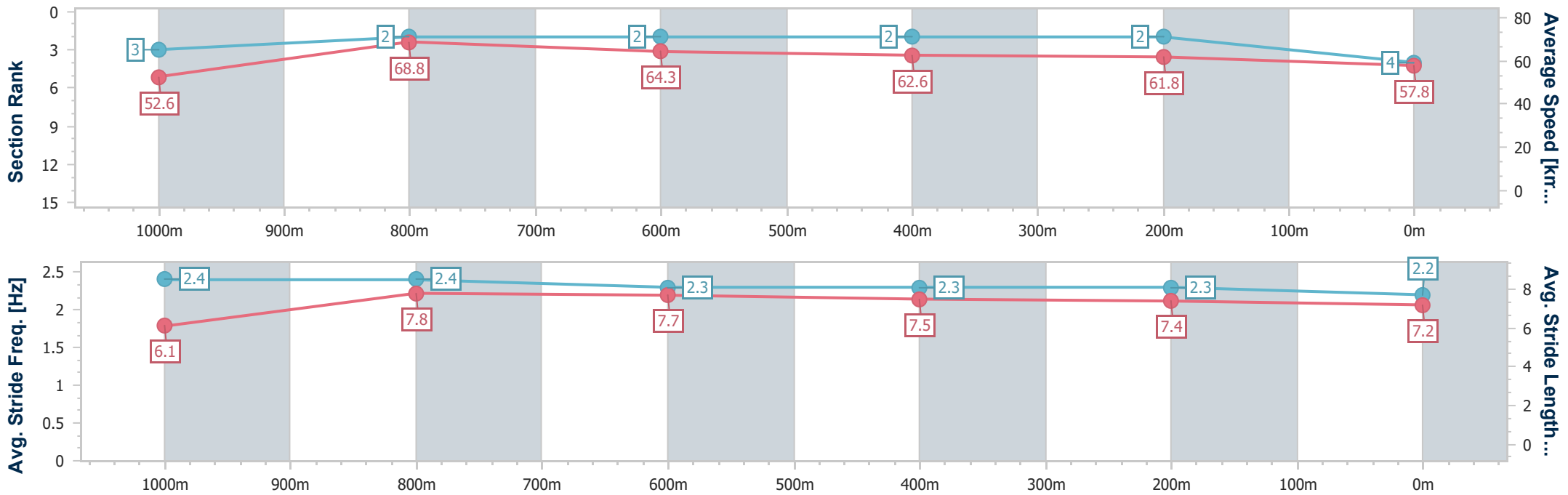
Horse/Jockey Name	Silver Agent
Final Rank	4
Fastest Section Time (Section)	0:10.50 (1000m)
Top Speed [km/h] (Section)	69.9 (1000m)
Race State	Finished



Ipswich QLD Professional
 Race 4: BARRIER REEF POOLS Maiden Plate - 1200m
 29 January 2025 - 15:58
 Track Rating: Good 4, Weather: Fine, Rail Position: True



Section	Overall	1000m	800m	600m	400m	200m
Section Times	1:10.93 [4] (0:13.72)	0:57.21 [3] (0:10.50)	0:46.71 [2] (0:11.18)	0:35.53 [2] (0:11.48)	0:24.05 [2] (0:11.62)	0:12.43 [2] (0:12.43)
Average Speed [km/h]	52.6	68.8	64.3	62.6	61.8	57.8
Top Speed [km/h]	69.7	69.9	66.4	63.8	63.6	60.1
Avg. Dist. to Rail [m]	11.2	3.4	0.6	0.5	0.4	0.5
Avg. Stride Freq. [Hz]	2.4	2.4	2.3	2.3	2.3	2.2
Avg. Stride Length [m]	6.1	7.8	7.7	7.5	7.4	7.2



- [] Ranking at each section and finish
- .-.- No data available at this section
- NA No data available



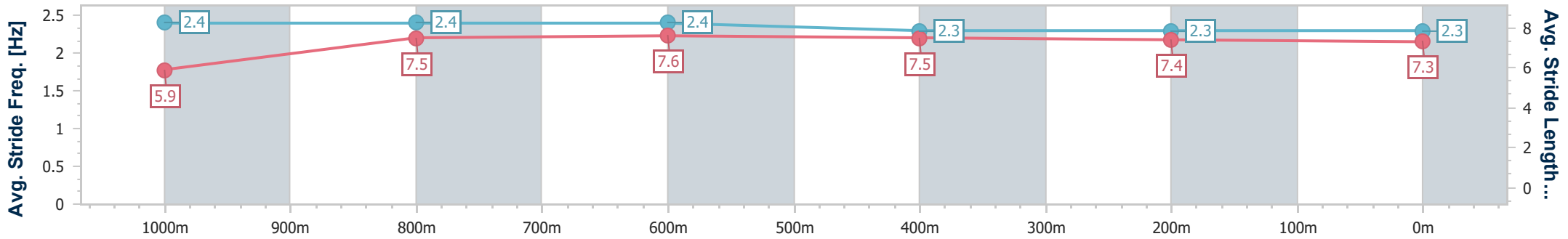
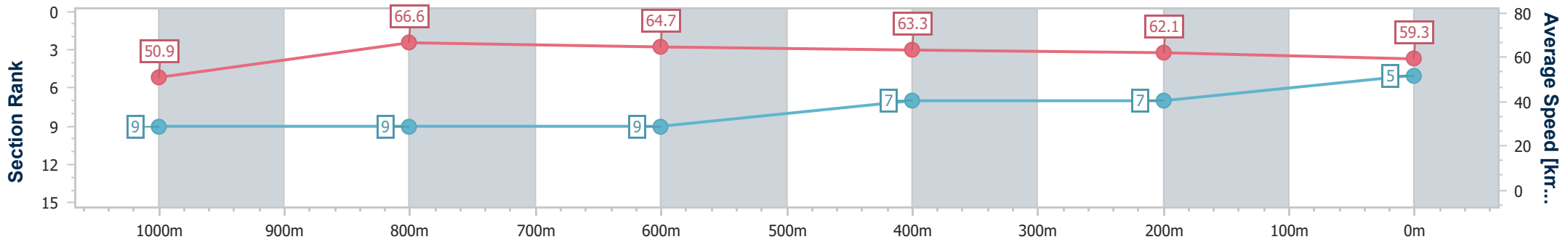
Horse/Jockey Name	Tszyuya
Final Rank	5
Fastest Section Time (Section)	0:10.82 (1000m)
Top Speed [km/h] (Section)	68.2 (1000m)
Race State	Finished



Ipswich QLD Professional
 Race 4: BARRIER REEF POOLS Maiden Plate - 1200m
 29 January 2025 - 15:58
 Track Rating: Good 4, Weather: Fine, Rail Position: True



Section	Overall	1000m	800m	600m	400m	200m
Section Times	1:11.12 [5] (0:14.17)	0:56.95 [9] (0:10.82)	0:46.13 [9] (0:11.09)	0:35.04 [9] (0:11.28)	0:23.76 [7] (0:11.59)	0:12.17 [7] (0:12.17)
Average Speed [km/h]	50.9	66.6	64.7	63.3	62.1	59.3
Top Speed [km/h]	67.9	68.2	66.9	64.9	62.6	61.9
Avg. Dist. to Rail [m]	1.8	0.3	0.9	1.1	0.6	0.8
Avg. Stride Freq. [Hz]	2.4	2.4	2.4	2.3	2.3	2.3
Avg. Stride Length [m]	5.9	7.5	7.6	7.5	7.4	7.3



- [] Ranking at each section and finish
- .-.- No data available at this section
- NA No data available



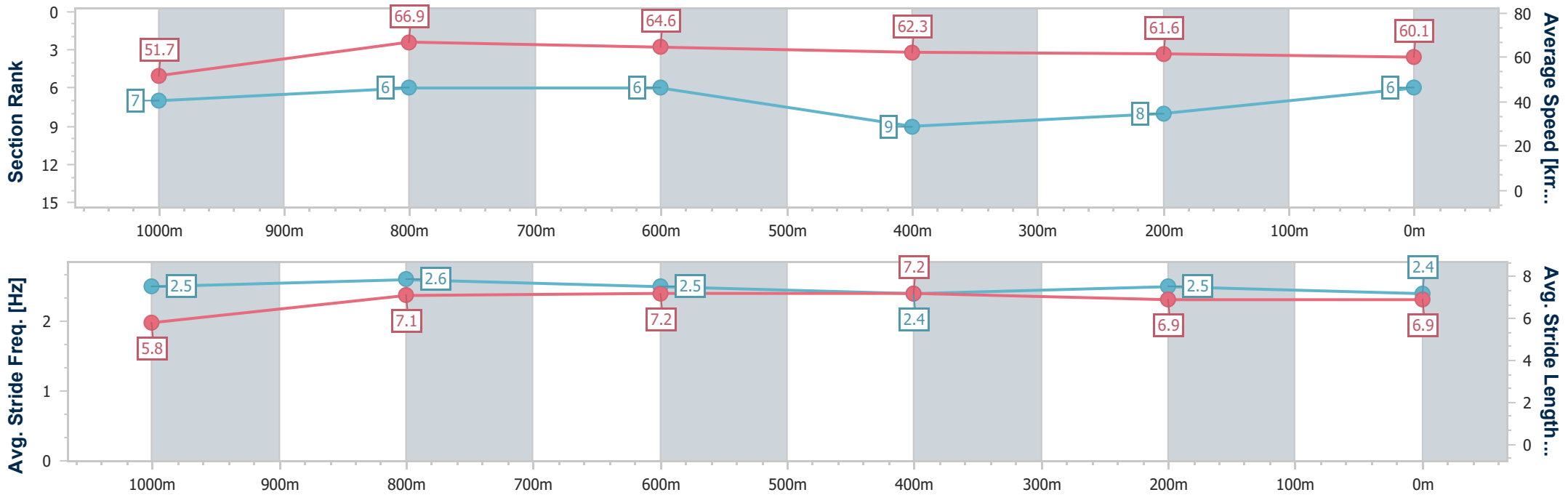
Horse/Jockey Name	Darling Take Care
Final Rank	6
Fastest Section Time (Section)	0:10.77 (1000m)
Top Speed [km/h] (Section)	68.0 (1000m)
Race State	Finished



Ipswich QLD Professional
 Race 4: BARRIER REEF POOLS Maiden Plate - 1200m
 29 January 2025 - 15:58
 Track Rating: Good 4, Weather: Fine, Rail Position: True



Section	Overall	1000m	800m	600m	400m	200m
Section Times	1:11.13 [6] (0:13.97)	0:57.16 [7] (0:10.77)	0:46.39 [6] (0:11.15)	0:35.24 [6] (0:11.52)	0:23.72 [9] (0:11.72)	0:12.00 [8] (0:12.00)
Average Speed [km/h]	51.7	66.9	64.6	62.3	61.6	60.1
Top Speed [km/h]	67.7	68.0	66.2	63.6	63.0	61.6
Avg. Dist. to Rail [m]	4.4	1.2	0.2	0.4	2.0	3.2
Avg. Stride Freq. [Hz]	2.5	2.6	2.5	2.4	2.5	2.4
Avg. Stride Length [m]	5.8	7.1	7.2	7.2	6.9	6.9



- [] Ranking at each section and finish
- .-.- No data available at this section
- NA No data available



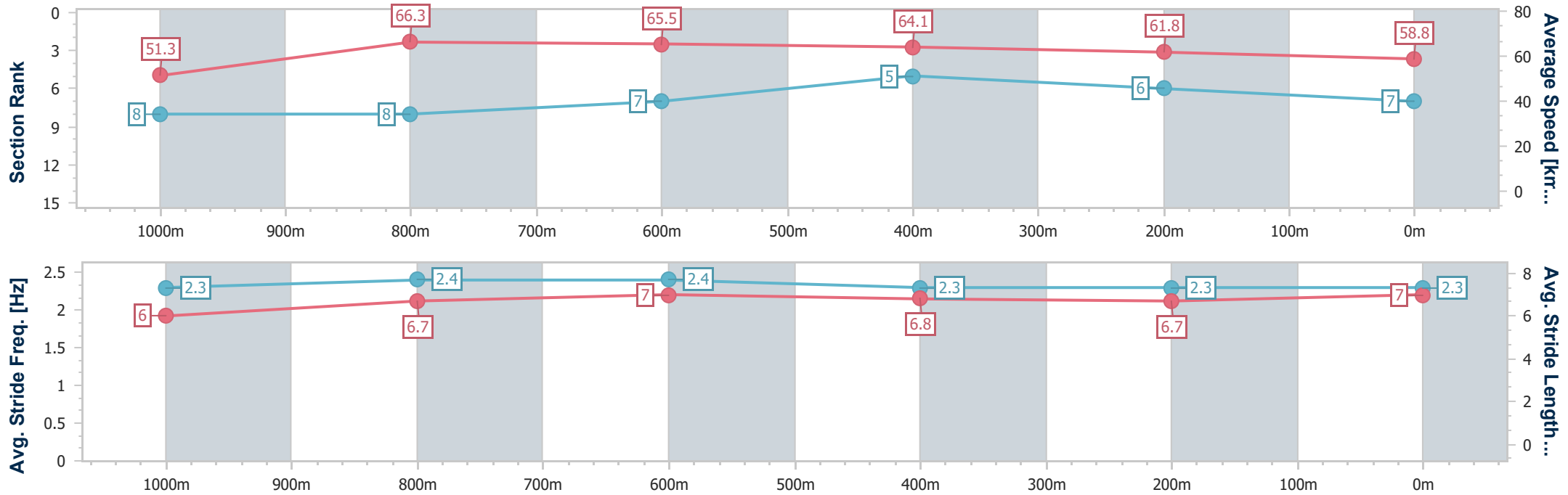
Horse/Jockey Name	Azuki
Final Rank	7
Fastest Section Time (Section)	0:10.90 (1000m)
Top Speed [km/h] (Section)	67.2 (800m)
Race State	Finished



Ipswich QLD Professional
 Race 4: BARRIER REEF POOLS Maiden Plate - 1200m
 29 January 2025 - 15:58
 Track Rating: Good 4, Weather: Fine, Rail Position: True



Section	Overall	1000m	800m	600m	400m	200m
Section Times	1:11.17 [7] (0:14.05)	0:57.12 [8] (0:10.90)	0:46.22 [8] (0:11.03)	0:35.19 [7] (0:11.28)	0:23.91 [5] (0:11.67)	0:12.24 [6] (0:12.24)
Average Speed [km/h]	51.3	66.3	65.5	64.1	61.8	58.8
Top Speed [km/h]	66.9	66.9	67.2	65.1	63.4	60.6
Avg. Dist. to Rail [m]	6.5	2.1	0.6	0.9	1.7	3.2
Avg. Stride Freq. [Hz]	2.3	2.4	2.4	2.3	2.3	2.3
Avg. Stride Length [m]	6.0	6.7	7.0	6.8	6.7	7.0



- [] Ranking at each section and finish
- .-.- No data available at this section
- NA No data available



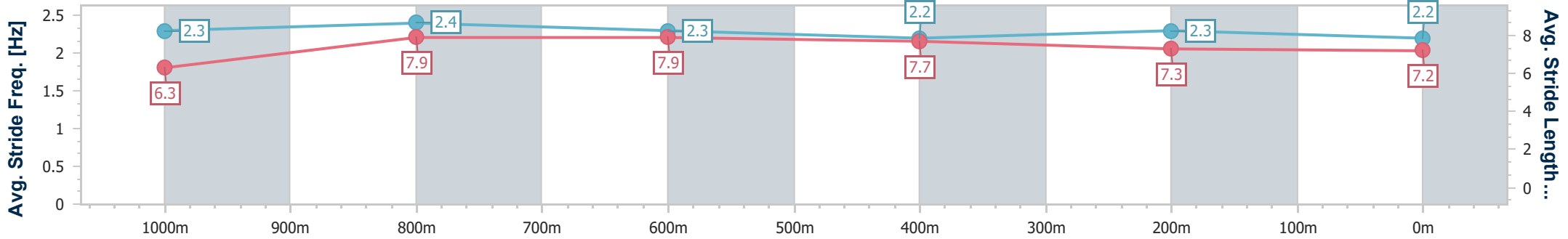
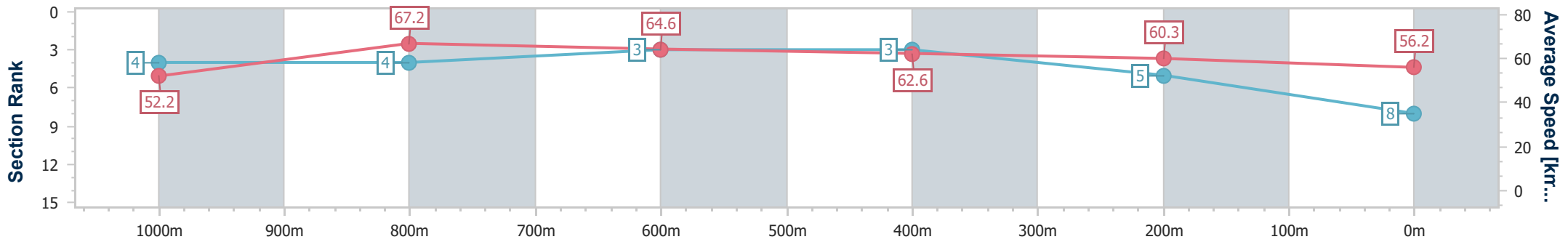
Horse/Jockey Name	Suzi Quatrose
Final Rank	8
Fastest Section Time (Section)	0:10.69 (1000m)
Top Speed [km/h] (Section)	68.8 (Overall)
Race State	Finished



Ipswich QLD Professional
 Race 4: BARRIER REEF POOLS Maiden Plate - 1200m
 29 January 2025 - 15:58
 Track Rating: Good 4, Weather: Fine, Rail Position: True



Section	Overall	1000m	800m	600m	400m	200m
Section Times	1:11.69 [8] (0:13.82)	0:57.87 [4] (0:10.69)	0:47.18 [4] (0:11.05)	0:36.13 [3] (0:11.45)	0:24.68 [3] (0:11.91)	0:12.77 [5] (0:12.77)
Average Speed [km/h]	52.2	67.2	64.6	62.6	60.3	56.2
Top Speed [km/h]	68.8	68.8	66.0	63.7	61.4	58.6
Avg. Dist. to Rail [m]	4.9	1.4	1.6	1.3	0.8	0.6
Avg. Stride Freq. [Hz]	2.3	2.4	2.3	2.2	2.3	2.2
Avg. Stride Length [m]	6.3	7.9	7.9	7.7	7.3	7.2



- [] Ranking at each section and finish
- .-.- No data available at this section
- NA No data available



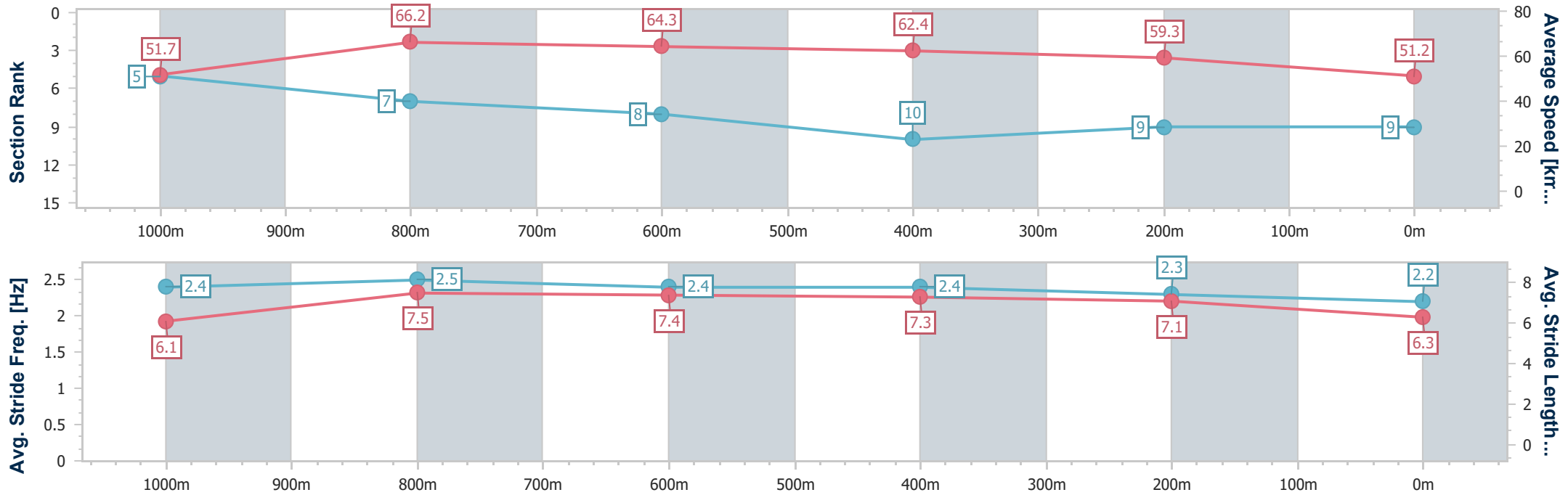
Horse/Jockey Name	Very Swish
Final Rank	9
Fastest Section Time (Section)	0:10.95 (1000m)
Top Speed [km/h] (Section)	66.9 (1000m)
Race State	Finished



Ipswich QLD Professional
 Race 4: BARRIER REEF POOLS Maiden Plate - 1200m
 29 January 2025 - 15:58
 Track Rating: Good 4, Weather: Fine, Rail Position: True



Section	Overall	1000m	800m	600m	400m	200m
Section Times	1:13.79 [9] (0:13.89)	0:59.90 [5] (0:10.95)	0:48.95 [7] (0:11.22)	0:37.73 [8] (0:11.59)	0:26.14 [10] (0:12.11)	0:14.03 [9] (0:14.03)
Average Speed [km/h]	51.7	66.2	64.3	62.4	59.3	51.2
Top Speed [km/h]	66.6	66.9	66.2	63.5	61.5	56.8
Avg. Dist. to Rail [m]	7.1	3.0	1.3	1.0	0.7	0.5
Avg. Stride Freq. [Hz]	2.4	2.5	2.4	2.4	2.3	2.2
Avg. Stride Length [m]	6.1	7.5	7.4	7.3	7.1	6.3



- [] Ranking at each section and finish
- .-.- No data available at this section
- NA No data available



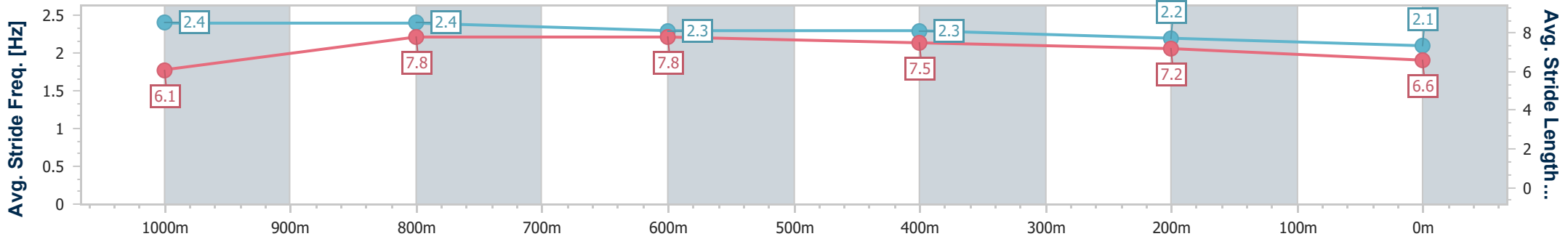
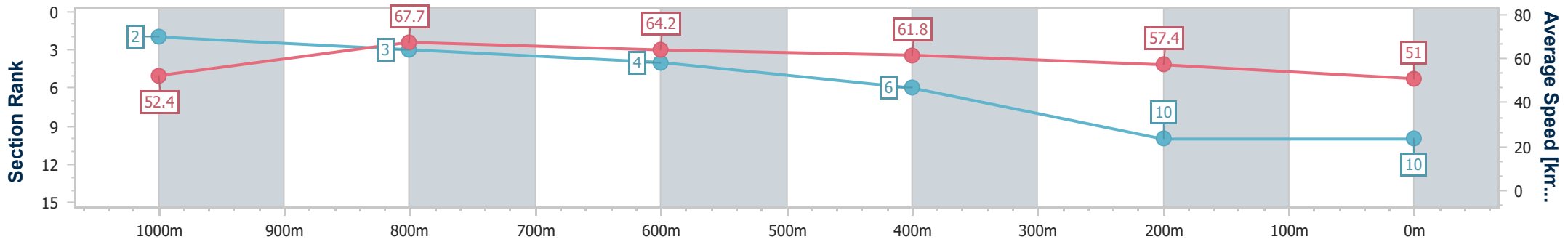
Horse/Jockey Name	Hostwin Erico
Final Rank	10
Fastest Section Time (Section)	0:10.68 (1000m)
Top Speed [km/h] (Section)	69.0 (1000m)
Race State	Finished



Ipswich QLD Professional
 Race 4: BARRIER REEF POOLS Maiden Plate - 1200m
 29 January 2025 - 15:58
 Track Rating: Good 4, Weather: Fine, Rail Position: True



Section	Overall	1000m	800m	600m	400m	200m
Section Times	1:14.04 [10] (0:13.72)	1:00.32 [2] (0:10.68)	0:49.64 [3] (0:11.20)	0:38.44 [4] (0:11.68)	0:26.76 [6] (0:12.69)	0:14.07 [10] (0:14.07)
Average Speed [km/h]	52.4	67.7	64.2	61.8	57.4	51.0
Top Speed [km/h]	68.6	69.0	65.6	62.8	60.6	54.1
Avg. Dist. to Rail [m]	7.8	2.3	0.2	0.7	3.4	4.6
Avg. Stride Freq. [Hz]	2.4	2.4	2.3	2.3	2.2	2.1
Avg. Stride Length [m]	6.1	7.8	7.8	7.5	7.2	6.6



- [] Ranking at each section and finish
- .-.- No data available at this section
- NA No data available

Track Rating: Good 4, Weather: Fine, Rail Position: True

Section										Last 600m		
Field Times		Overall	600m	400m	200m							
		0:45.12 (0:13.14)	0:31.98 (0:10.11)	0:21.87 (0:10.71)	0:11.16 (0:11.16)						0:31.98	
Rank	TAB	Horse/Jockey	Barrier	Top Speed [km/h]	Fastest Section	Overall	600m	400m	200m	Margin	Last 600m	Distance Travelled [m]
1	2	HE'S HEAVEN Samantha Collett	1	71.3 600m	0:10.11 600m	0:45.12 [1] (0:13.56)	0:31.56 [5] (0:10.11)	0:21.45 [3] (0:10.43)	0:11.02 [2] (0:11.02)	0:45.12	0:31.56	
2	4	KAT CHINNA Michael Rodd	2	72.2 600m	0:10.20 600m	0:45.14 [2] (0:13.49)	0:31.65 [4] (0:10.20)	0:21.45 [5] (0:10.61)	0:10.84 [5] (0:10.84)	0.16L	0:31.65	+1
3	1	WRITTLE Justin Huxtable	3	72.4 600m	0:10.06 600m	0:45.29 [3] (0:13.77)	0:31.52 [6] (0:10.06)	0:21.46 [6] (0:10.45)	0:11.01 [4] (0:11.01)	1.01L	0:31.52	+0
4	3	MR GALAZI Georgina Cartwright	4	72.0 600m	0:10.06 600m	0:45.29 [4] (0:13.80)	0:31.49 [7] (0:10.06)	0:21.43 [7] (0:10.58)	0:10.85 [6] (0:10.85)	1.04L	0:31.49	+4
5	8	RUSSIAN PINS Emily Lang	7	72.7 Overall	0:10.11 600m	0:45.36 [5] (0:13.14)	0:32.22 [1] (0:10.11)	0:22.11 [1] (0:10.71)	0:11.40 [1] (0:11.40)	1.44L	0:32.22	+3
6	5	BETTER RUSH Hannah Richardson	6	72.0 600m	0:10.15 600m	0:45.77 [6] (0:13.23)	0:32.54 [2] (0:10.15)	0:22.39 [2] (0:10.79)	0:11.60 [3] (0:11.60)	3.84L	0:32.54	+0
7	7	DAWYN'S CHOICE Brooke Ainsworth	5	72.2 600m	0:10.23 600m	0:45.89 [7] (0:13.46)	0:32.43 [3] (0:10.23)	0:22.20 [4] (0:10.90)	0:11.30 [7] (0:11.30)	4.58L	0:32.43	+5

Scratched: Platinum Lies (#9), Because The Night (#6)



Horse/Jockey Name	He's Heaven
Final Rank	1
Fastest Section Time (Section)	0:10.11 (600m)
Top Speed [km/h] (Section)	71.3 (600m)
Race State	Finished



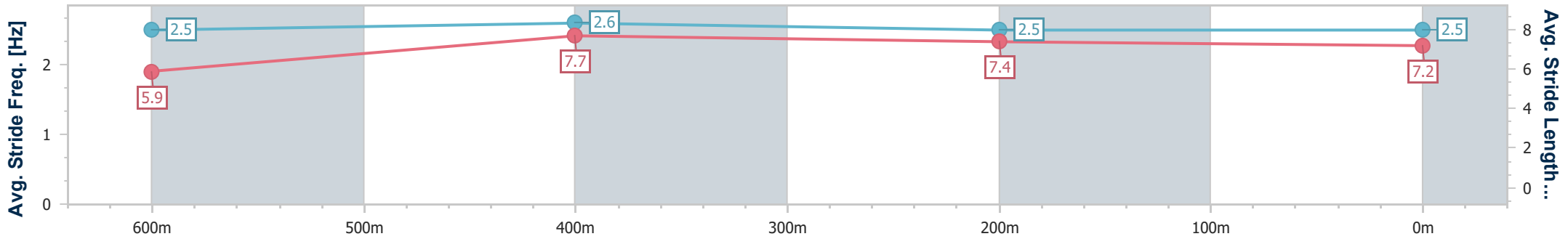
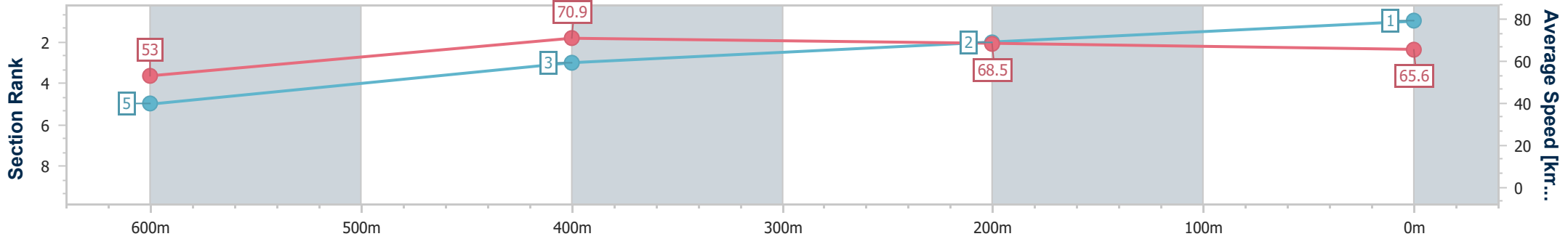
Ipswich QLD Professional
Race 5: GREAT NORTHERN BENCHMARK 70 Handicap - 800m



29 January 2025 - 16:33

Track Rating: Good 4, Weather: Fine, Rail Position: True

Section	Overall	600m	400m	200m
Section Times	0:45.12 [1] (0:13.56)	0:31.56 [5] (0:10.11)	0:21.45 [3] (0:10.43)	0:11.02 [2] (0:11.02)
Average Speed [km/h]	53.0	70.9	68.5	65.6
Top Speed [km/h]	70.8	71.3	69.7	67.3
Avg. Dist. to Rail [m]	2.3	1.5	1.0	0.8
Avg. Stride Freq. [Hz]	2.5	2.6	2.5	2.5
Avg. Stride Length [m]	5.9	7.7	7.4	7.2



- [] Ranking at each section and finish
- .-.- No data available at this section
- NA No data available



Horse/Jockey Name	Kat Chinna
Final Rank	2
Fastest Section Time (Section)	0:10.20 (600m)
Top Speed [km/h] (Section)	72.2 (600m)
Race State	Finished



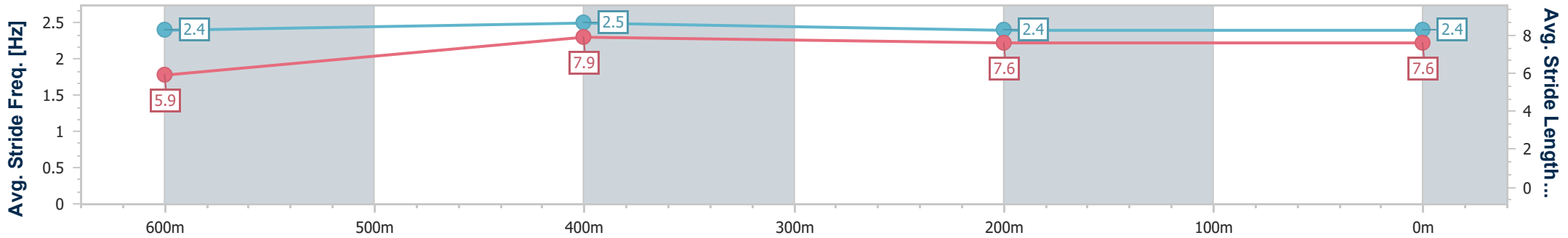
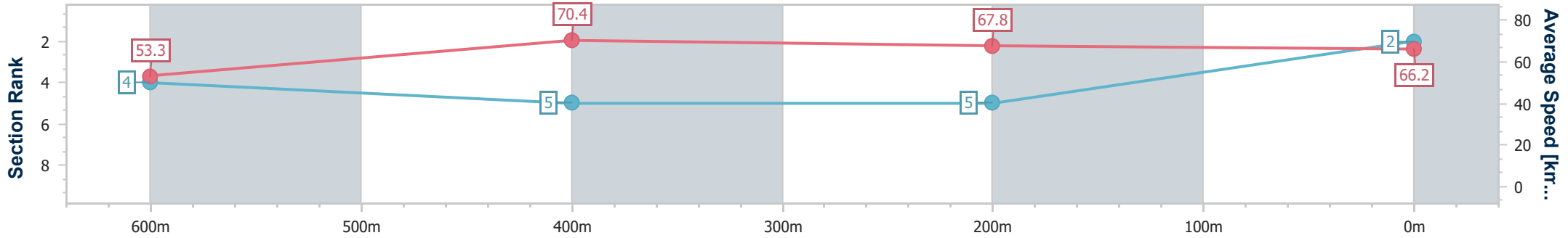
Ipswich QLD Professional
Race 5: GREAT NORTHERN BENCHMARK 70 Handicap - 800m



29 January 2025 - 16:33

Track Rating: Good 4, Weather: Fine, Rail Position: True

Section	Overall	600m	400m	200m
Section Times	0:45.14 [2] (0:13.49)	0:31.65 [4] (0:10.20)	0:21.45 [5] (0:10.61)	0:10.84 [5] (0:10.84)
Average Speed [km/h]	53.3	70.4	67.8	66.2
Top Speed [km/h]	71.4	72.2	69.1	67.7
Avg. Dist. to Rail [m]	3.2	1.2	0.9	1.9
Avg. Stride Freq. [Hz]	2.4	2.5	2.4	2.4
Avg. Stride Length [m]	5.9	7.9	7.6	7.6



- [] Ranking at each section and finish
- .-.- No data available at this section
- NA No data available



Horse/Jockey Name	Writtle
Final Rank	3
Fastest Section Time (Section)	0:10.06 (600m)
Top Speed [km/h] (Section)	72.4 (600m)
Race State	Finished



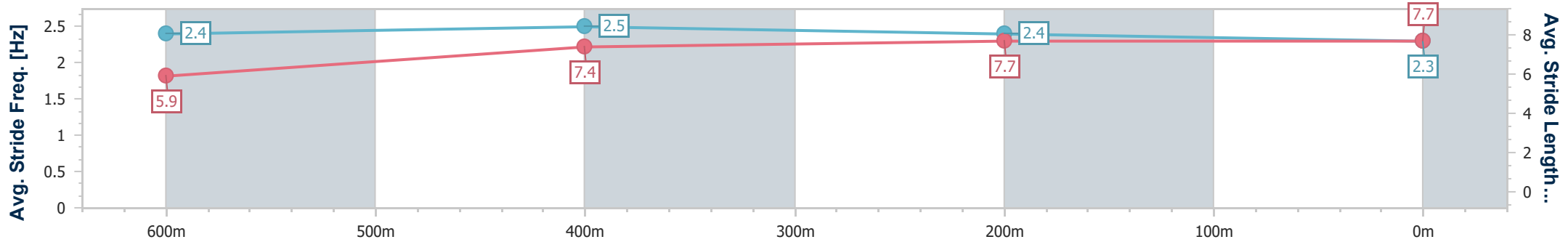
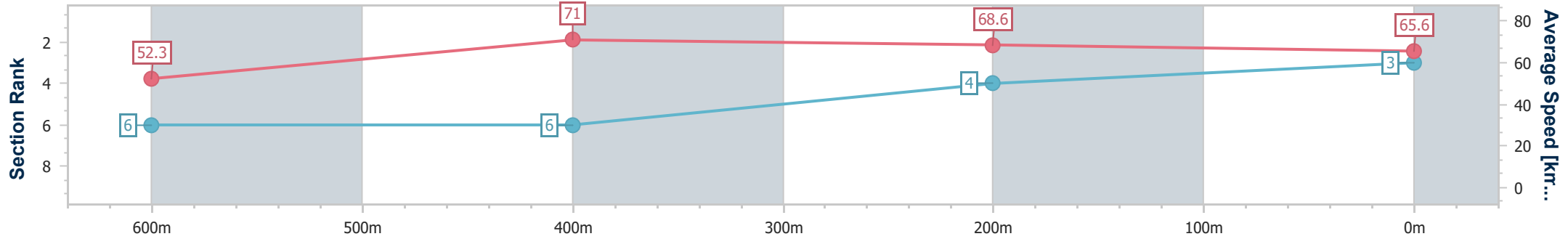
Ipswich QLD Professional
Race 5: GREAT NORTHERN BENCHMARK 70 Handicap - 800m



29 January 2025 - 16:33

Track Rating: Good 4, Weather: Fine, Rail Position: True

Section	Overall	600m	400m	200m
Section Times	0:45.29 [3] (0:13.77)	0:31.52 [6] (0:10.06)	0:21.46 [6] (0:10.45)	0:11.01 [4] (0:11.01)
Average Speed [km/h]	52.3	71.0	68.6	65.6
Top Speed [km/h]	71.4	72.4	69.6	68.0
Avg. Dist. to Rail [m]	4.5	2.0	1.2	1.8
Avg. Stride Freq. [Hz]	2.4	2.5	2.4	2.3
Avg. Stride Length [m]	5.9	7.4	7.7	7.7



- [] Ranking at each section and finish
- .-.- No data available at this section
- NA No data available



Horse/Jockey Name	Mr Galazi
Final Rank	4
Fastest Section Time (Section)	0:10.06 (600m)
Top Speed [km/h] (Section)	72.0 (600m)
Race State	Finished



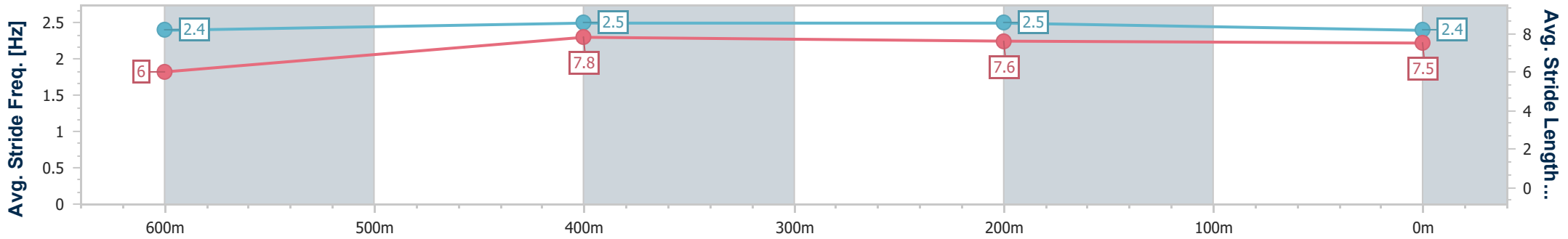
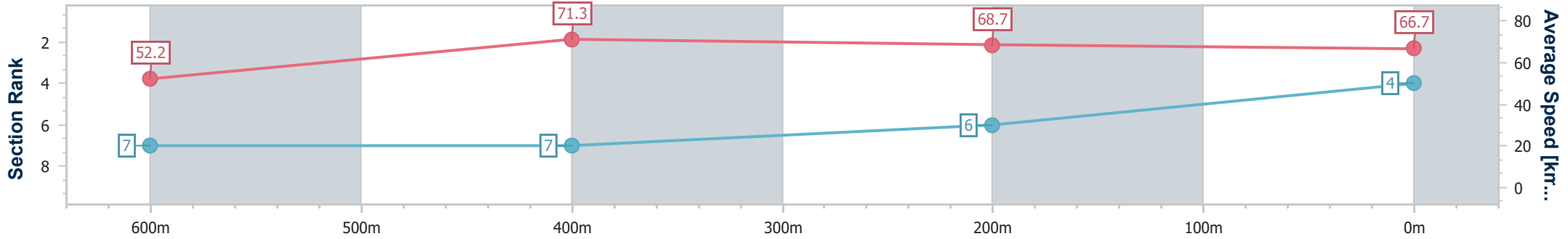
Ipswich QLD Professional
Race 5: GREAT NORTHERN BENCHMARK 70 Handicap - 800m



29 January 2025 - 16:33

Track Rating: Good 4, Weather: Fine, Rail Position: True

Section	Overall	600m	400m	200m
Section Times	0:45.29 [4] (0:13.80)	0:31.49 [7] (0:10.06)	0:21.43 [7] (0:10.58)	0:10.85 [6] (0:10.85)
Average Speed [km/h]	52.2	71.3	68.7	66.7
Top Speed [km/h]	69.1	72.0	70.9	67.6
Avg. Dist. to Rail [m]	5.7	1.9	3.3	5.6
Avg. Stride Freq. [Hz]	2.4	2.5	2.5	2.4
Avg. Stride Length [m]	6.0	7.8	7.6	7.5



- [] Ranking at each section and finish
- .-.- No data available at this section
- NA No data available



Horse/Jockey Name	Russian Pins
Final Rank	5
Fastest Section Time (Section)	0:10.11 (600m)
Top Speed [km/h] (Section)	72.7 (Overall)
Race State	Finished



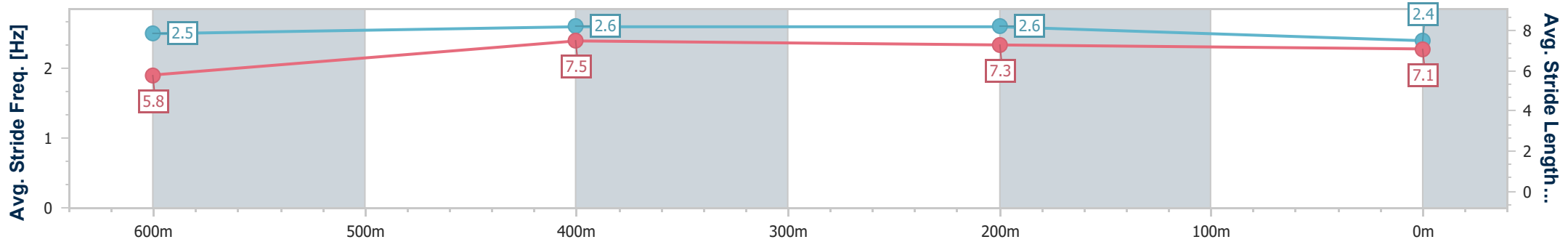
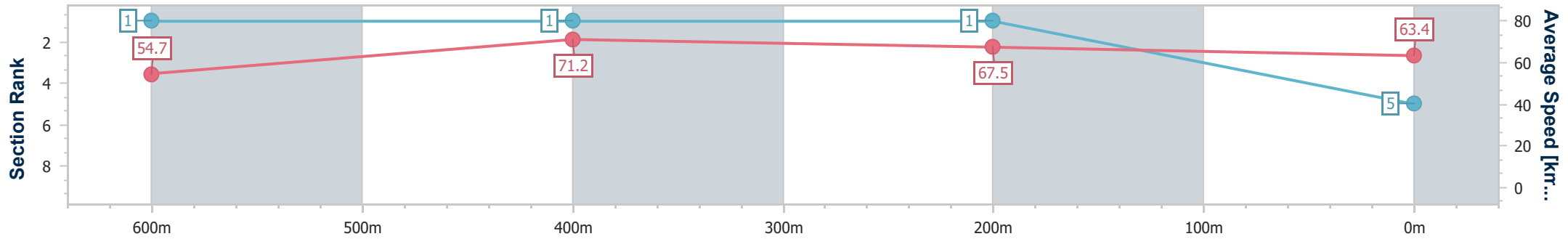
Ipswich QLD Professional
Race 5: GREAT NORTHERN BENCHMARK 70 Handicap - 800m



29 January 2025 - 16:33

Track Rating: Good 4, Weather: Fine, Rail Position: True

Section	Overall	600m	400m	200m
Section Times	0:45.36 [5] (0:13.14)	0:32.22 [1] (0:10.11)	0:22.11 [1] (0:10.71)	0:11.40 [1] (0:11.40)
Average Speed [km/h]	54.7	71.2	67.5	63.4
Top Speed [km/h]	72.7	72.7	69.1	66.1
Avg. Dist. to Rail [m]	6.0	1.7	0.8	1.4
Avg. Stride Freq. [Hz]	2.5	2.6	2.6	2.4
Avg. Stride Length [m]	5.8	7.5	7.3	7.1



- [] Ranking at each section and finish
- .-.- No data available at this section
- NA No data available



Horse/Jockey Name	Better Rush
Final Rank	6
Fastest Section Time (Section)	0:10.15 (600m)
Top Speed [km/h] (Section)	72.0 (600m)
Race State	Finished



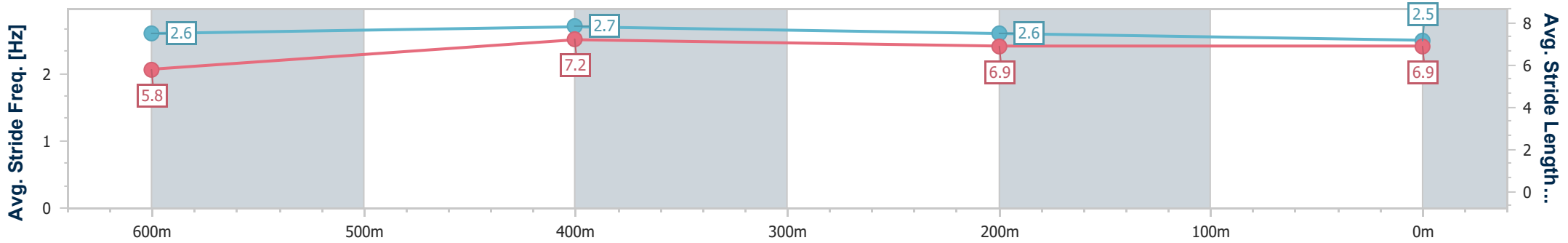
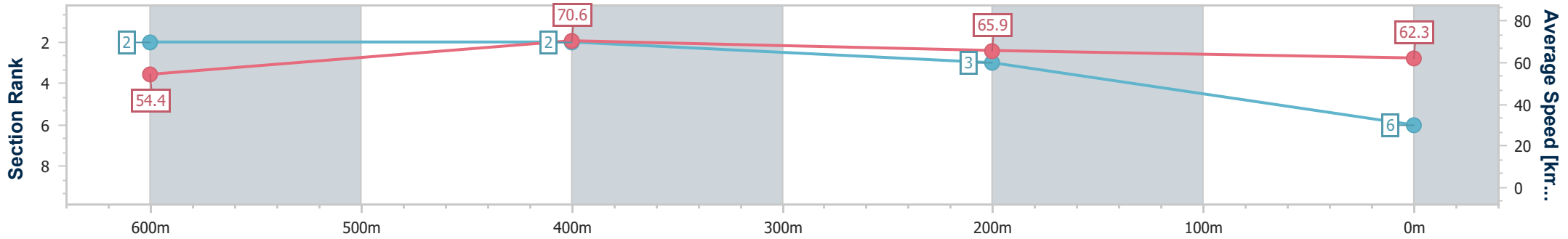
Ipswich QLD Professional
Race 5: GREAT NORTHERN BENCHMARK 70 Handicap - 800m



29 January 2025 - 16:33

Track Rating: Good 4, Weather: Fine, Rail Position: True

Section	Overall	600m	400m	200m
Section Times	0:45.77 [6] (0:13.23)	0:32.54 [2] (0:10.15)	0:22.39 [2] (0:10.79)	0:11.60 [3] (0:11.60)
Average Speed [km/h]	54.4	70.6	65.9	62.3
Top Speed [km/h]	71.3	72.0	68.6	65.0
Avg. Dist. to Rail [m]	5.2	1.3	2.0	0.7
Avg. Stride Freq. [Hz]	2.6	2.7	2.6	2.5
Avg. Stride Length [m]	5.8	7.2	6.9	6.9



- [] Ranking at each section and finish
- .-.- No data available at this section
- NA No data available



Horse/Jockey Name	Dawyn's Choice
Final Rank	7
Fastest Section Time (Section)	0:10.23 (600m)
Top Speed [km/h] (Section)	72.2 (600m)
Race State	Finished



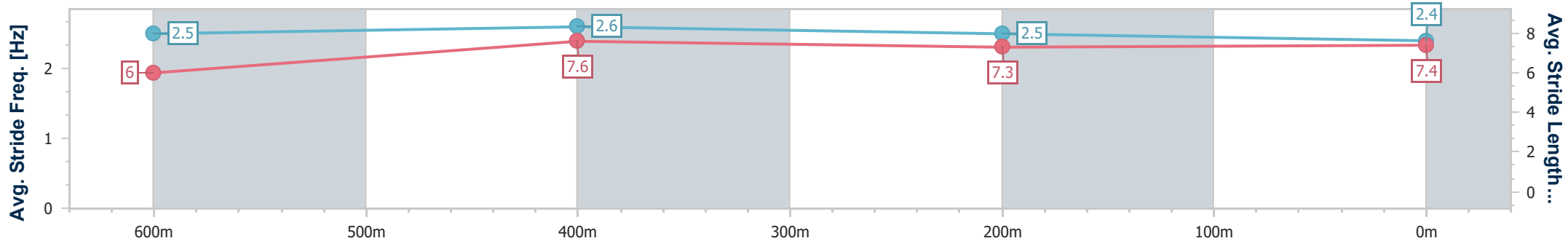
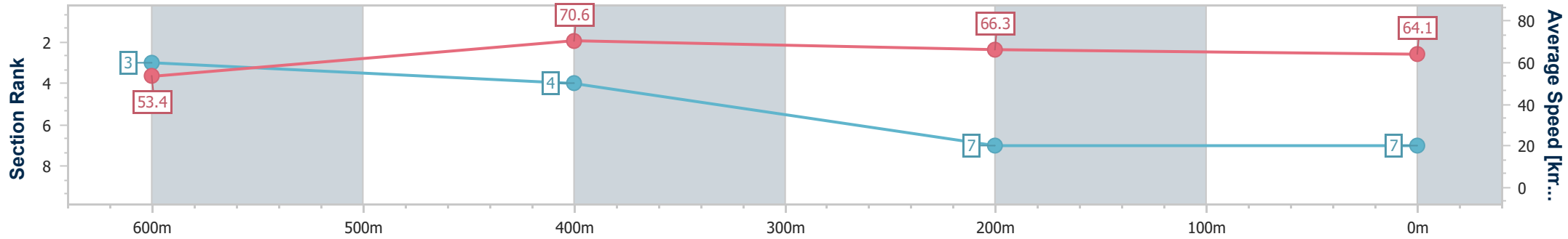
Ipswich QLD Professional
Race 5: GREAT NORTHERN BENCHMARK 70 Handicap - 800m



29 January 2025 - 16:33

Track Rating: Good 4, Weather: Fine, Rail Position: True

Section	Overall	600m	400m	200m
Section Times	0:45.89 [7] (0:13.46)	0:32.43 [3] (0:10.23)	0:22.20 [4] (0:10.90)	0:11.30 [7] (0:11.30)
Average Speed [km/h]	53.4	70.6	66.3	64.1
Top Speed [km/h]	71.4	72.2	68.6	66.1
Avg. Dist. to Rail [m]	5.5	1.9	2.3	1.7
Avg. Stride Freq. [Hz]	2.5	2.6	2.5	2.4
Avg. Stride Length [m]	6.0	7.6	7.3	7.4



- [] Ranking at each section and finish
- .-.- No data available at this section
- NA No data available



Ipswich QLD Professional

Race 6: GORDON'S GIN Class 1 Handicap - 1100m



29 January 2025 - 17:10

Track Rating: Good 4, Weather: Fine, Rail Position: True

Section												Last 600m		
Field Times		Overall	1000m	800m	600m	400m	200m						0:33.23	
		1:03.21 (0:08.35)	0:54.86 (0:10.82)	0:44.04 (0:10.81)	0:33.23 (0:11.09)	0:22.14 (0:11.24)	0:10.90 (0:10.90)							
Rank	TAB	Horse/Jockey	Barrier	Top Speed [km/h]	Fastest Section							Margin	Distance Travelled [m]	
1	2	CERTAINLYCAN James Orman	2	68.0 200m	0:08.35 Overall	1:03.21 [1] (0:08.35)	0:54.86 [1] (0:10.82)	0:44.04 [1] (0:10.84)	0:33.20 [2] (0:11.06)	0:22.14 [1] (0:11.24)	0:10.90 [1] (0:10.90)	1:03.21	0:33.20	
2	6	GILIANA Emily Lang	9	68.3 800m	0:08.90 Overall	1:03.95 [2] (0:08.90)	0:55.05 [8] (0:11.02)	0:44.03 [9] (0:10.69)	0:33.34 [9] (0:10.95)	0:22.39 [9] (0:11.05)	0:11.34 [5] (0:11.34)	4.32L	0:33.34	+5
3	5	CHARMED PASSAGE Cody Collis	3	68.5 1000m	0:08.72 Overall	1:04.10 [3] (0:08.72)	0:55.38 [6] (0:10.69)	0:44.69 [6] (0:10.76)	0:33.93 [5] (0:11.07)	0:22.86 [5] (0:11.30)	0:11.56 [3] (0:11.56)	5.25L	0:33.93	+1
4	4	CAXTON LASS Bailey Wheeler	4	67.9 1000m	0:08.77 Overall	1:04.14 [4] (0:08.77)	0:55.37 [7] (0:10.76)	0:44.61 [7] (0:10.91)	0:33.70 [7] (0:11.05)	0:22.65 [7] (0:11.11)	0:11.54 [4] (0:11.54)	5.47L	0:33.70	+2
5	9	TO WISH Angela Jones	1	68.5 800m	0:08.45 Overall	1:04.19 [5] (0:08.45)	0:55.74 [4] (0:10.89)	0:44.85 [5] (0:10.75)	0:34.10 [3] (0:11.05)	0:23.05 [3] (0:11.32)	0:11.73 [2] (0:11.73)	5.78L	0:34.10	-1
6	10	RUBAAHY Justin Huxtable	7	68.9 1000m	0:08.94 Overall	1:04.31 [6] (0:08.94)	0:55.37 [9] (0:10.85)	0:44.52 [8] (0:10.68)	0:33.84 [8] (0:11.04)	0:22.80 [8] (0:11.13)	0:11.67 [8] (0:11.67)	6.44L	0:33.84	-2
7	7	IRON POWER Dale Smith	5	69.0 1000m	0:08.55 Overall	1:04.40 [7] (0:08.55)	0:55.85 [5] (0:10.67)	0:45.18 [3] (0:10.76)	0:34.42 [1] (0:11.17)	0:23.25 [4] (0:11.47)	0:11.78 [6] (0:11.78)	6.97L	0:34.42	+2
8	11	LINE OF LAW Tahlia Fenlon	6	67.8 1000m	0:08.37 Overall	1:04.47 [8] (0:08.37)	0:56.10 [2] (0:10.81)	0:45.29 [2] (0:10.97)	0:34.32 [4] (0:10.97)	0:23.35 [2] (0:11.52)	0:11.83 [7] (0:11.83)	7.39L	0:34.32	+5
9	8	THE SOUR Georgina Cartwright	8	67.6 1000m	0:08.40 Overall	1:04.65 [9] (0:08.40)	0:56.25 [3] (0:10.88)	0:45.37 [4] (0:10.96)	0:34.41 [6] (0:11.19)	0:23.22 [6] (0:11.47)	0:11.75 [9] (0:11.75)	8.47L	0:34.41	+10

Scratched: Jungle Law (#3), Borrelli (#1)

[] Ranking at each section and finish
 -:-:- No data available at this section
 NA No data available

SCN Saddle cloth number
 DNF Did not finish
 DNT Did not track



Horse/Jockey Name	Certainlycan
Final Rank	1
Fastest Section Time (Section)	0:08.35 (Overall)
Top Speed [km/h] (Section)	68.0 (200m)
Race State	Finished



Ipswich QLD Professional

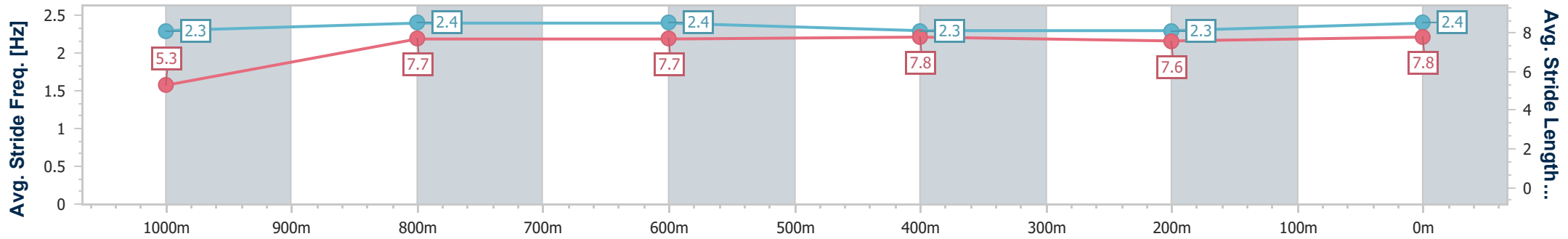
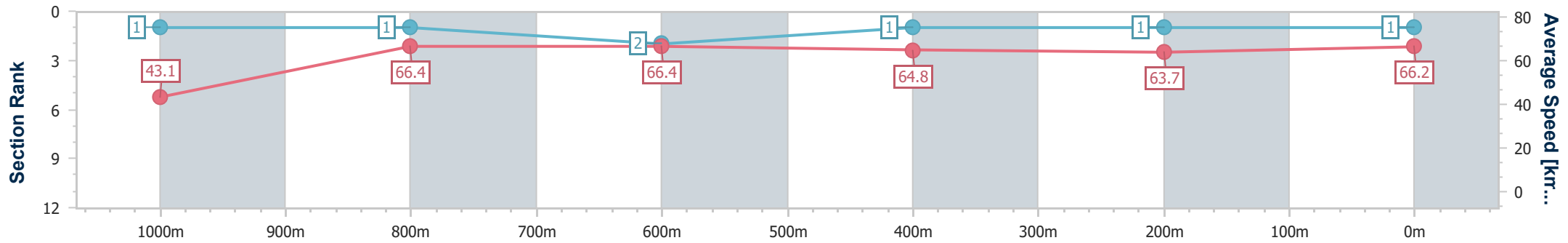
Race 6: GORDON'S GIN Class 1 Handicap - 1100m

29 January 2025 - 17:10



Track Rating: Good 4, Weather: Fine, Rail Position: True

Section	Overall	1000m	800m	600m	400m	200m
Section Times	1:03.21 [1] (0:08.35)	0:54.86 [1] (0:10.82)	0:44.04 [1] (0:10.84)	0:33.20 [2] (0:11.06)	0:22.14 [1] (0:11.24)	0:10.90 [1] (0:10.90)
Average Speed [km/h]	43.1	66.4	66.4	64.8	63.7	66.2
Top Speed [km/h]	65.4	67.6	67.0	66.2	66.2	68.0
Avg. Dist. to Rail [m]	3.6	0.7	0.5	0.6	1.0	0.5
Avg. Stride Freq. [Hz]	2.3	2.4	2.4	2.3	2.3	2.4
Avg. Stride Length [m]	5.3	7.7	7.7	7.8	7.6	7.8



- [] Ranking at each section and finish
- .-.- No data available at this section
- NA No data available



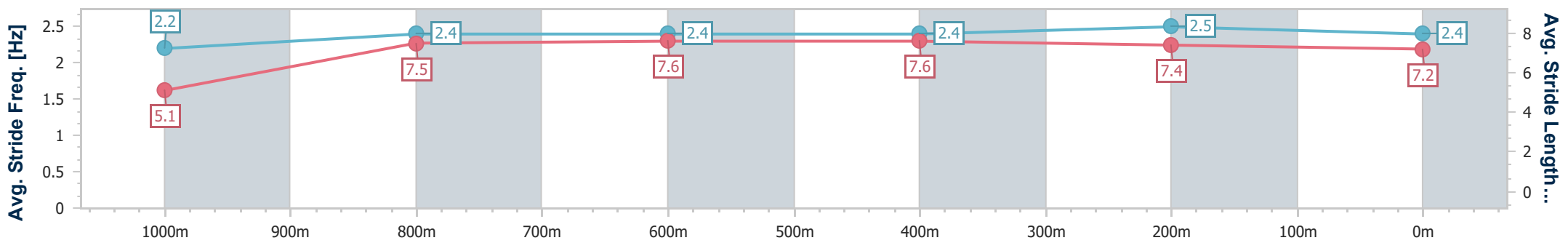
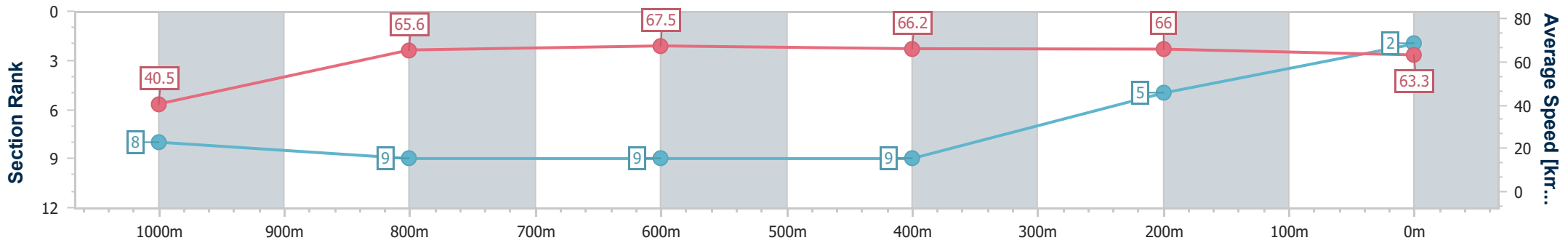
Horse/Jockey Name	Giliana
Final Rank	2
Fastest Section Time (Section)	0:08.90 (Overall)
Top Speed [km/h] (Section)	68.3 (800m)
Race State	Finished



Ipswich QLD Professional
 Race 6: GORDON'S GIN Class 1 Handicap - 1100m
 29 January 2025 - 17:10
 Track Rating: Good 4, Weather: Fine, Rail Position: True



Section	Overall	1000m	800m	600m	400m	200m
Section Times	1:03.95 [2] (0:08.90)	0:55.05 [8] (0:11.02)	0:44.03 [9] (0:10.69)	0:33.34 [9] (0:10.95)	0:22.39 [9] (0:11.05)	0:11.34 [5]
Average Speed [km/h]	40.5	65.6	67.5	66.2	66.0	63.3
Top Speed [km/h]	60.7	68.1	68.3	67.1	67.5	66.1
Avg. Dist. to Rail [m]	11.1	3.8	0.5	0.9	5.1	10.6
Avg. Stride Freq. [Hz]	2.2	2.4	2.4	2.4	2.5	2.4
Avg. Stride Length [m]	5.1	7.5	7.6	7.6	7.4	7.2



- [] Ranking at each section and finish
- .-.- No data available at this section
- NA No data available



Horse/Jockey Name	Charmed Passage
Final Rank	3
Fastest Section Time (Section)	0:08.72 (Overall)
Top Speed [km/h] (Section)	68.5 (1000m)
Race State	Finished



Ipswich QLD Professional

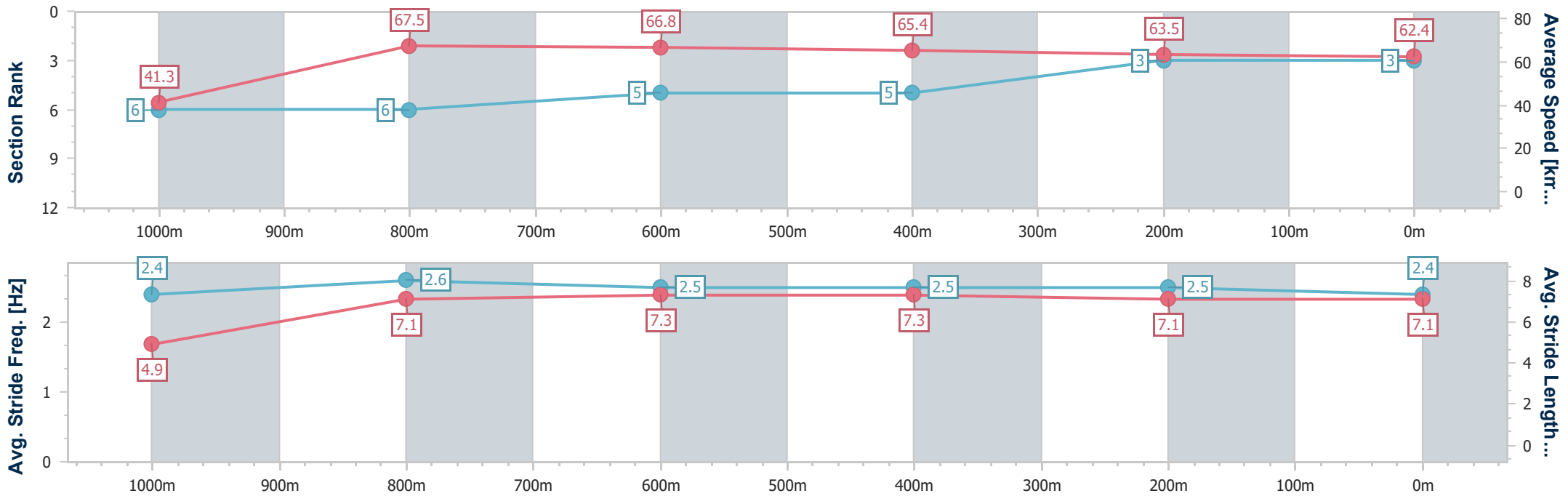
Race 6: GORDON'S GIN Class 1 Handicap - 1100m

29 January 2025 - 17:10



Track Rating: Good 4, Weather: Fine, Rail Position: True

Section	Overall	1000m	800m	600m	400m	200m
Section Times	1:04.10 [3] (0:08.72)	0:55.38 [6] (0:10.69)	0:44.69 [6] (0:10.76)	0:33.93 [5] (0:11.07)	0:22.86 [5] (0:11.30)	0:11.56 [3] (0:11.56)
Average Speed [km/h]	41.3	67.5	66.8	65.4	63.5	62.4
Top Speed [km/h]	64.3	68.5	67.9	65.9	65.6	64.5
Avg. Dist. to Rail [m]	4.6	0.7	0.3	0.4	1.4	3.4
Avg. Stride Freq. [Hz]	2.4	2.6	2.5	2.5	2.5	2.4
Avg. Stride Length [m]	4.9	7.1	7.3	7.3	7.1	7.1



- [] Ranking at each section and finish
- .-.- No data available at this section
- NA No data available



Horse/Jockey Name	Caxton Lass
Final Rank	4
Fastest Section Time (Section)	0:08.77 (Overall)
Top Speed [km/h] (Section)	67.9 (1000m)
Race State	Finished



Ipswich QLD Professional

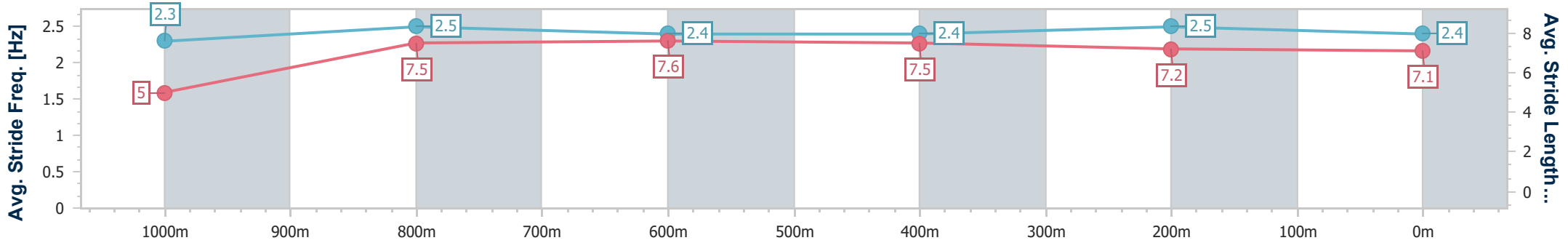
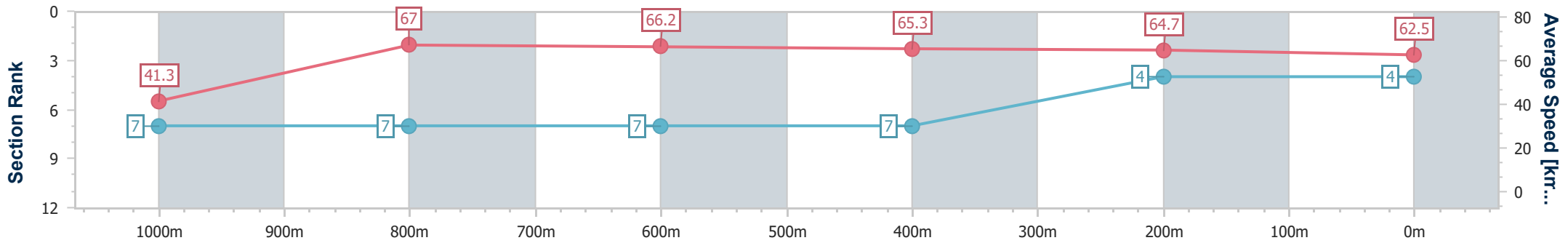
Race 6: GORDON'S GIN Class 1 Handicap - 1100m

29 January 2025 - 17:10



Track Rating: Good 4, Weather: Fine, Rail Position: True

Section	Overall	1000m	800m	600m	400m	200m
Section Times	1:04.14 [4] (0:08.77)	0:55.37 [7] (0:10.76)	0:44.61 [7] (0:10.91)	0:33.70 [7] (0:11.05)	0:22.65 [7] (0:11.11)	0:11.54 [4] (0:11.54)
Average Speed [km/h]	41.3	67.0	66.2	65.3	64.7	62.5
Top Speed [km/h]	64.7	67.9	66.6	66.8	65.9	64.1
Avg. Dist. to Rail [m]	5.5	1.5	0.9	0.3	1.1	4.1
Avg. Stride Freq. [Hz]	2.3	2.5	2.4	2.4	2.5	2.4
Avg. Stride Length [m]	5.0	7.5	7.6	7.5	7.2	7.1



- [] Ranking at each section and finish
- .-.- No data available at this section
- NA No data available



Horse/Jockey Name	To Wish
Final Rank	5
Fastest Section Time (Section)	0:08.45 (Overall)
Top Speed [km/h] (Section)	68.5 (800m)
Race State	Finished



Ipswich QLD Professional

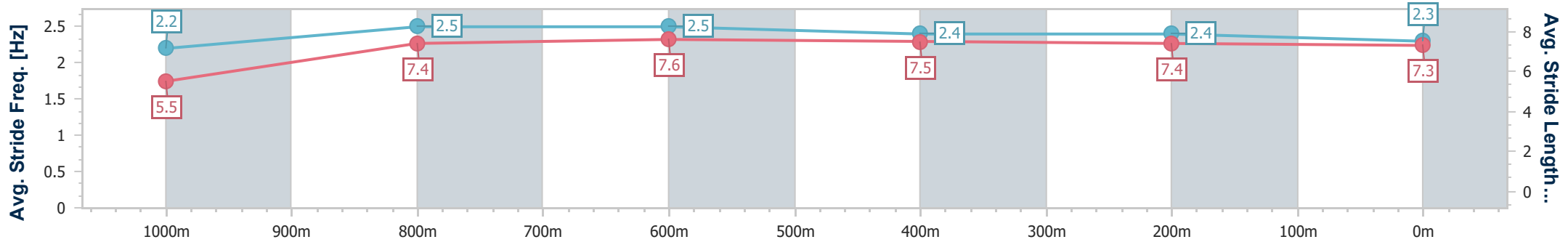
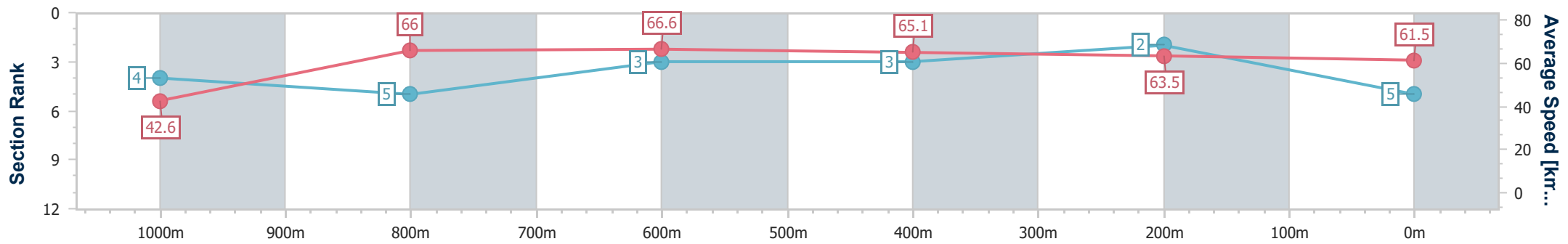
Race 6: GORDON'S GIN Class 1 Handicap - 1100m

29 January 2025 - 17:10



Track Rating: Good 4, Weather: Fine, Rail Position: True

Section	Overall	1000m	800m	600m	400m	200m
Section Times	1:04.19 [5] (0:08.45)	0:55.74 [4] (0:10.89)	0:44.85 [5] (0:10.75)	0:34.10 [3] (0:11.05)	0:23.05 [3] (0:11.32)	0:11.73 [2] (0:11.73)
Average Speed [km/h]	42.6	66.0	66.6	65.1	63.5	61.5
Top Speed [km/h]	62.6	67.1	68.5	66.1	64.7	63.8
Avg. Dist. to Rail [m]	2.2	0.7	0.8	0.9	0.9	1.0
Avg. Stride Freq. [Hz]	2.2	2.5	2.5	2.4	2.4	2.3
Avg. Stride Length [m]	5.5	7.4	7.6	7.5	7.4	7.3



- [] Ranking at each section and finish
- .-.- No data available at this section
- NA No data available



Horse/Jockey Name	Rubaahy
Final Rank	6
Fastest Section Time (Section)	0:08.94 (Overall)
Top Speed [km/h] (Section)	68.9 (1000m)
Race State	Finished



Ipswich QLD Professional

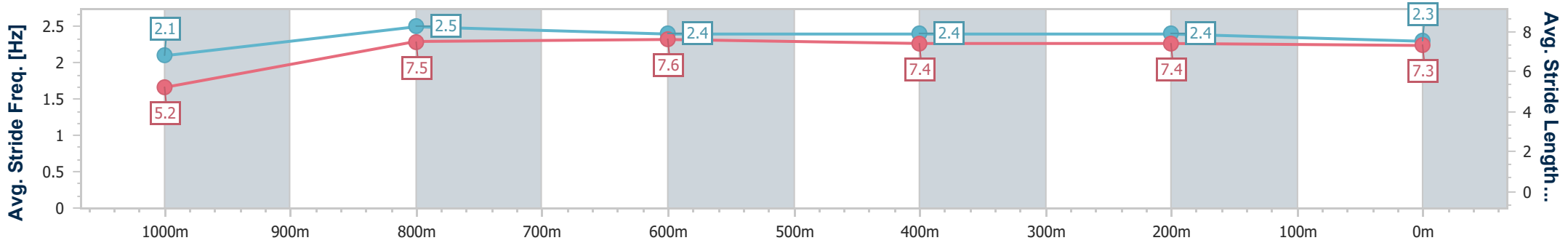
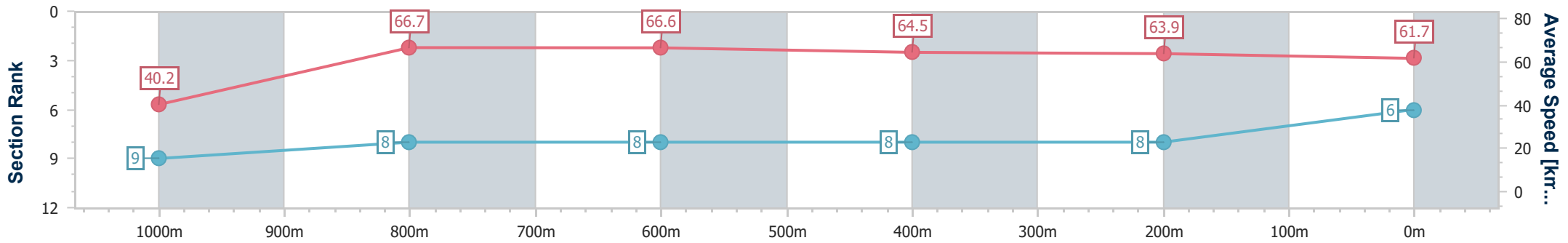
Race 6: GORDON'S GIN Class 1 Handicap - 1100m

29 January 2025 - 17:10



Track Rating: Good 4, Weather: Fine, Rail Position: True

Section	Overall	1000m	800m	600m	400m	200m
Section Times	1:04.31 [6] (0:08.94)	0:55.37 [9] (0:10.85)	0:44.52 [8] (0:10.68)	0:33.84 [8] (0:11.04)	0:22.80 [8] (0:11.13)	0:11.67 [8] (0:11.67)
Average Speed [km/h]	40.2	66.7	66.6	64.5	63.9	61.7
Top Speed [km/h]	63.0	68.9	68.3	66.4	65.5	63.3
Avg. Dist. to Rail [m]	7.3	1.4	2.2	2.9	2.9	1.4
Avg. Stride Freq. [Hz]	2.1	2.5	2.4	2.4	2.4	2.3
Avg. Stride Length [m]	5.2	7.5	7.6	7.4	7.4	7.3



- [] Ranking at each section and finish
- .-.- No data available at this section
- NA No data available



Horse/Jockey Name	Iron Power
Final Rank	7
Fastest Section Time (Section)	0:08.55 (Overall)
Top Speed [km/h] (Section)	69.0 (1000m)
Race State	Finished



Ipswich QLD Professional

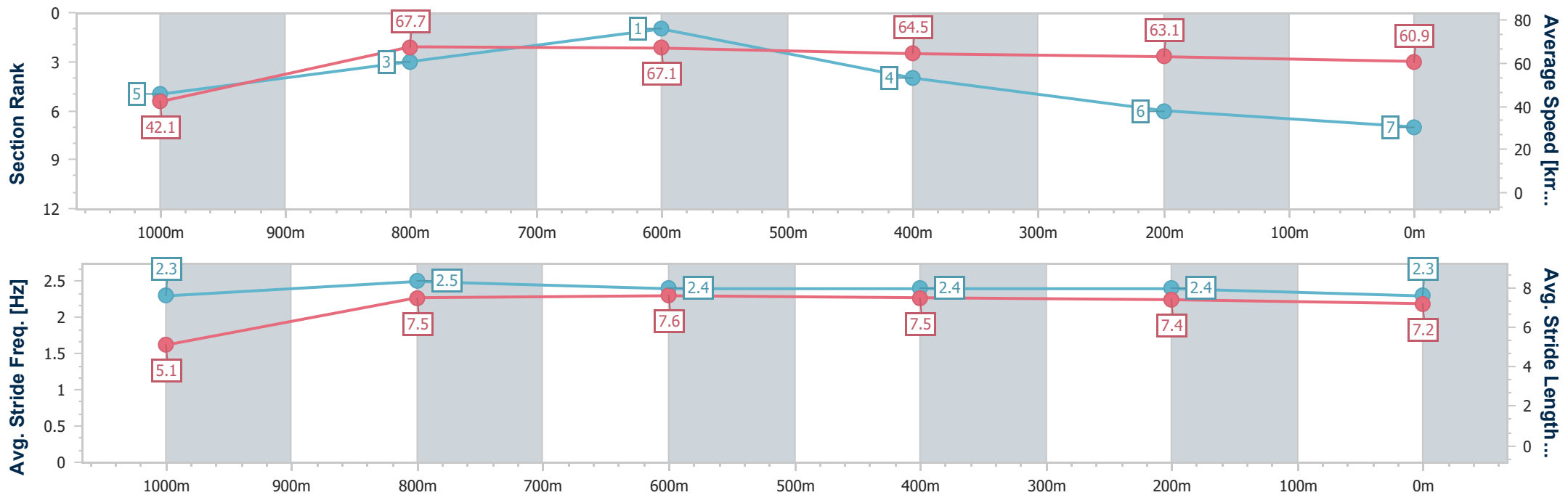
Race 6: GORDON'S GIN Class 1 Handicap - 1100m

29 January 2025 - 17:10



Track Rating: Good 4, Weather: Fine, Rail Position: True

Section	Overall	1000m	800m	600m	400m	200m
Section Times	1:04.40 [7] (0:08.55)	0:55.85 [5] (0:10.67)	0:45.18 [3] (0:10.76)	0:34.42 [1] (0:11.17)	0:23.25 [4] (0:11.47)	0:11.78 [6] (0:11.78)
Average Speed [km/h]	42.1	67.7	67.1	64.5	63.1	60.9
Top Speed [km/h]	64.3	69.0	68.5	66.1	64.7	62.8
Avg. Dist. to Rail [m]	6.4	2.2	0.7	0.3	1.3	3.2
Avg. Stride Freq. [Hz]	2.3	2.5	2.4	2.4	2.4	2.3
Avg. Stride Length [m]	5.1	7.5	7.6	7.5	7.4	7.2



- [] Ranking at each section and finish
- .-.- No data available at this section
- NA No data available



Horse/Jockey Name	Line Of Law
Final Rank	8
Fastest Section Time (Section)	0:08.37 (Overall)
Top Speed [km/h] (Section)	67.8 (1000m)
Race State	Finished



Ipswich QLD Professional

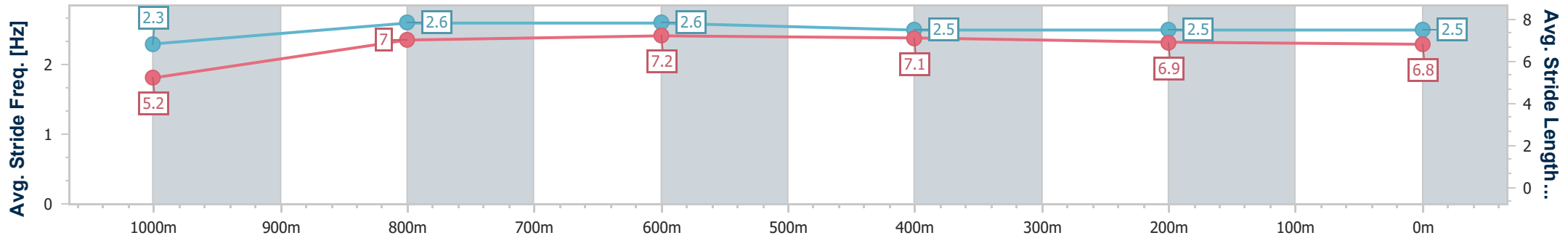
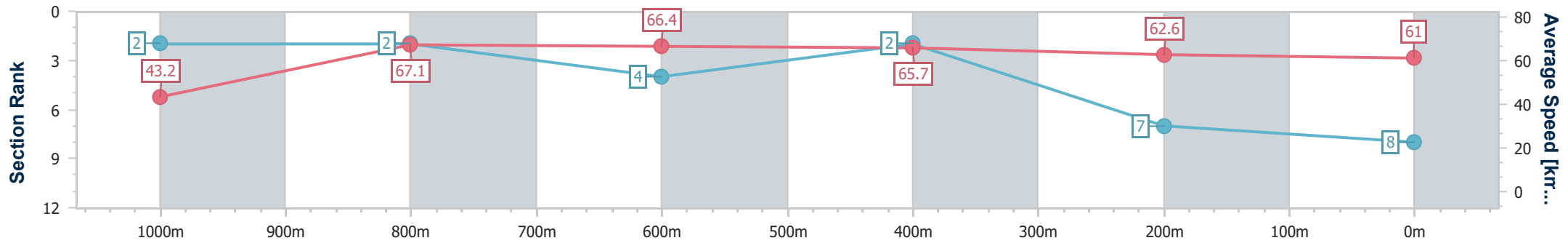
Race 6: GORDON'S GIN Class 1 Handicap - 1100m

29 January 2025 - 17:10



Track Rating: Good 4, Weather: Fine, Rail Position: True

Section	Overall	1000m	800m	600m	400m	200m
Section Times	1:04.47 [8] (0:08.37)	0:56.10 [2] (0:10.81)	0:45.29 [2] (0:10.97)	0:34.32 [4] (0:10.97)	0:23.35 [2] (0:11.52)	0:11.83 [7]
Average Speed [km/h]	43.2	67.1	66.4	65.7	62.6	61.0
Top Speed [km/h]	63.9	67.8	67.2	66.3	64.1	63.6
Avg. Dist. to Rail [m]	7.4	3.4	3.0	0.9	2.2	5.9
Avg. Stride Freq. [Hz]	2.3	2.6	2.6	2.5	2.5	2.5
Avg. Stride Length [m]	5.2	7.0	7.2	7.1	6.9	6.8



- [] Ranking at each section and finish
- .-.- No data available at this section
- NA No data available



Horse/Jockey Name	The Sour
Final Rank	9
Fastest Section Time (Section)	0:08.40 (Overall)
Top Speed [km/h] (Section)	67.6 (1000m)
Race State	Finished



Ipswich QLD Professional

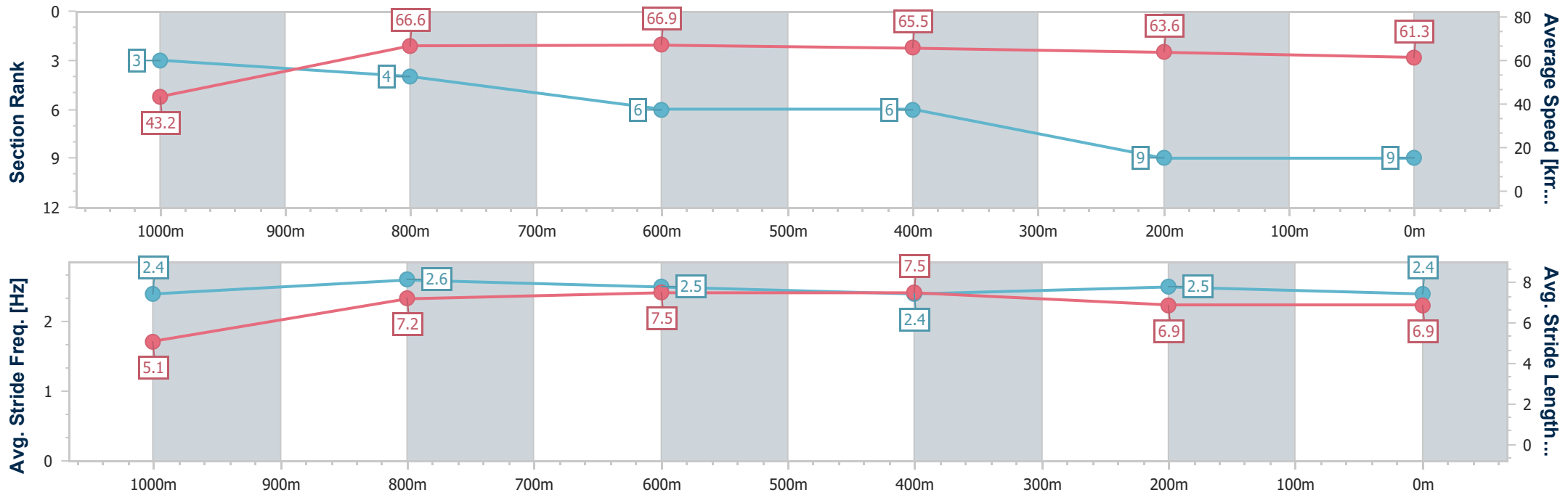
Race 6: GORDON'S GIN Class 1 Handicap - 1100m

29 January 2025 - 17:10



Track Rating: Good 4, Weather: Fine, Rail Position: True

Section	Overall	1000m	800m	600m	400m	200m
Section Times	1:04.65 [9] (0:08.40)	0:56.25 [3] (0:10.88)	0:45.37 [4] (0:10.96)	0:34.41 [6] (0:11.19)	0:23.22 [6] (0:11.47)	0:11.75 [9] (0:11.75)
Average Speed [km/h]	43.2	66.6	66.9	65.5	63.6	61.3
Top Speed [km/h]	64.3	67.6	67.2	67.1	65.1	63.1
Avg. Dist. to Rail [m]	9.7	5.1	3.6	4.1	4.6	9.0
Avg. Stride Freq. [Hz]	2.4	2.6	2.5	2.4	2.5	2.4
Avg. Stride Length [m]	5.1	7.2	7.5	7.5	6.9	6.9



- [] Ranking at each section and finish
- .-.- No data available at this section
- NA No data available



Ipswich QLD Professional
Race 7: IPSWICH EVENTS AND ENTERTAINMENT CENTRE
BENCHMARK 70 Handicap - 1350m
29 January 2025 - 17:45



Track Rating: Good 4, Weather: Fine, Rail Position: True

Section		Field Times										Last 600m	
		Overall	1200m	1000m	800m	600m	400m						0:33.79
		1:20.16	1:08.91	0:57.71	0:45.82	0:33.79	0:22.32						
		(0:11.25)	(0:11.20)	(0:11.89)	(0:12.03)	(0:11.47)	(0:11.03)						
Rank	TAB	Horse/Jockey	Barrier	Top Speed [km/h]	Fastest Section								Distance Travelled [m]
1	10	FIELD OF MYRTLE	1	66.2	0:10.92	1:20.16 [1]	1:08.65 [4]	0:57.38 [4]	0:45.59 [3]	0:33.59 [3]	0:22.13 [3]	0:33.59	
		Andrew Mallyon		400m	400m	(0:11.51)	(0:11.27)	(0:11.79)	(0:12.00)	(0:11.46)	(0:10.92)		
2	4	GREAT ASPIRATIONS	8	65.7	0:11.03	1:20.18 [2]	1:08.93 [1]	0:57.73 [1]	0:45.84 [1]	0:33.81 [1]	0:22.34 [1]	0:33.81	+0
		Ryan Maloney		400m	400m	(0:11.25)	(0:11.20)	(0:11.89)	(0:12.03)	(0:11.47)	(0:11.03)		
3	8	ALL'S FAIR	10	65.5	0:11.18	1:20.64 [3]	1:09.37 [2]	0:58.14 [2]	0:46.27 [2]	0:34.21 [2]	0:22.75 [2]	0:34.21	+4
		Boris Thornton		1200m	400m	(0:11.27)	(0:11.23)	(0:11.87)	(0:12.06)	(0:11.46)	(0:11.18)		
4	12	POUTCHEK	6	65.5	0:11.03	1:20.74 [4]	1:08.97 [8]	0:57.47 [9]	0:45.71 [9]	0:33.62 [10]	0:22.33 [9]	0:33.62	+0
		Cejay Graham		400m	400m	(0:11.77)	(0:11.50)	(0:11.76)	(0:12.09)	(0:11.29)	(0:11.03)		
5	9	HURACANEVO	2	65.9	0:11.20	1:20.92 [5]	1:09.29 [7]	0:57.90 [5]	0:46.11 [6]	0:34.11 [7]	0:22.72 [6]	0:34.11	+2
		Michael Rodd		400m	400m	(0:11.63)	(0:11.39)	(0:11.79)	(0:12.00)	(0:11.39)	(0:11.20)		
6	6	REBEL'S EDGE	11	65.7	0:11.09	1:20.95 [6]	1:09.06 [9]	0:57.52 [10]	0:45.73 [10]	0:33.85 [9]	0:22.33 [10]	0:33.85	+4
		Cody Collis		400m	400m	(0:11.89)	(0:11.54)	(0:11.79)	(0:11.88)	(0:11.52)	(0:11.09)		
7	5	TWYFORD	12	65.5	0:11.17	1:20.96 [7]	1:09.07 [10]	0:57.90 [7]	0:46.38 [4]	0:34.35 [4]	0:22.87 [4]	0:34.35	+6
		Justin Huxtable		1200m	1200m	(0:11.89)	(0:11.17)	(0:11.52)	(0:12.03)	(0:11.48)	(0:11.28)		
8	7	SELLING SUNSET	9	66.2	0:10.91	1:21.01 [8]	1:08.84 [12]	0:57.37 [12]	0:45.60 [11]	0:33.60 [12]	0:22.18 [11]	0:33.60	-1
		Emily Lang		400m	400m	(0:12.17)	(0:11.47)	(0:11.77)	(0:12.00)	(0:11.42)	(0:10.91)		
9	1	DISNEY CASTLE	5	64.8	0:11.34	1:21.10 [9]	1:09.76 [3]	0:58.33 [3]	0:46.50 [5]	0:34.45 [5]	0:23.00 [5]	0:34.45	+8
		James Orman		600m	Overall	(0:11.34)	(0:11.43)	(0:11.83)	(0:12.05)	(0:11.45)	(0:11.43)		
10	2	BADGERS NUTS	4	65.1	0:11.37	1:21.21 [10]	1:09.59 [6]	0:58.03 [8]	0:46.29 [8]	0:34.51 [6]	0:22.97 [7]	0:34.51	+9
		Adin Thompson		400m	400m	(0:11.62)	(0:11.56)	(0:11.74)	(0:11.78)	(0:11.54)	(0:11.37)		

[] Ranking at each section and finish
 -:-:- No data available at this section
 NA No data available

SCN Saddle cloth number
 DNF Did not finish
 DNT Did not track



Ipswich QLD Professional
Race 7: IPSWICH EVENTS AND ENTERTAINMENT CENTRE
BENCHMARK 70 Handicap - 1350m
 29 January 2025 - 17:45



Track Rating: Good 4, Weather: Fine, Rail Position: True

Section		Overall	1200m	1000m	800m	600m	400m	Last 600m				
Field Times		1:20.16 (0:11.25)	1:08.91 (0:11.20)	0:57.71 (0:11.89)	0:45.82 (0:12.03)	0:33.79 (0:11.47)	0:22.32 (0:11.03)	0:33.79				
Rank	TAB Horse/Jockey	Barrier	Top Speed [km/h]	Fastest Section					Distance Travelled [m]			
11	11 BANDIT Angela Jones	7	66.4 400m	0:11.12 400m	1:21.23 [11] (0:11.94)	1:09.29 [11] (0:11.70)	0:57.59 [11] (0:11.84)	0:45.75 [12] (0:11.84)	0:33.91 [11] (0:11.52)	0:22.39 [12] (0:11.12)	0:33.91	+6
12	3 DWINDLING SPIRIT Ryan Curatolo	3	65.3 400m	0:11.26 400m	1:21.36 [12] (0:11.55)	1:09.81 [5] (0:11.47)	0:58.34 [6] (0:11.84)	0:46.50 [7] (0:12.08)	0:34.42 [8] (0:11.46)	0:22.96 [8] (0:11.26)	0:34.42	+3

[] Ranking at each section and finish
 -:-:-:- No data available at this section
 NA No data available

SCN Saddle cloth number
 DNF Did not finish
 DNT Did not track



Ipswich QLD Professional
Race 7: IPSWICH EVENTS AND ENTERTAINMENT CENTRE
BENCHMARK 70 Handicap - 1350m
29 January 2025 - 17:45



Track Rating: Good 4, Weather: Fine, Rail Position: True

Section				200m				Last 600m	
Field Times				0:11.29 (0:11.29)				0:33.79	
Rank	TAB	Horse/Jockey	Barrier	Top Speed [km/h]	Fastest Section	Margin			Distance Travelled [m]
1	10	FIELD OF MYRTLE Andrew Mallyon	1	66.2 400m	0:10.92 400m	0:11.21 [2] (0:11.21)	1:20.16		0:33.59
2	4	GREAT ASPIRATIONS Ryan Maloney	8	65.7 400m	0:11.03 400m	0:11.31 [1] (0:11.31)	0.11L		0:33.81 +0
3	8	ALL'S FAIR Boris Thornton	10	65.5 1200m	0:11.18 400m	0:11.57 [3] (0:11.57)	2.82L		0:34.21 +4
4	12	POUTCHEK Cejay Graham	6	65.5 400m	0:11.03 400m	0:11.30 [6] (0:11.30)	3.43L		0:33.62 +0
5	9	HURACANEVO Michael Rodd	2	65.9 400m	0:11.20 400m	0:11.52 [5] (0:11.52)	4.48L		0:34.11 +2
6	6	REBEL'S EDGE Cody Collis	11	65.7 400m	0:11.09 400m	0:11.24 [10] (0:11.24)	4.66L		0:33.85 +4
7	5	TWYFORD Justin Huxtable	12	65.5 1200m	0:11.17 1200m	0:11.59 [4] (0:11.59)	4.68L		0:34.35 +6
8	7	SELLING SUNSET Emily Lang	9	66.2 400m	0:10.91 400m	0:11.27 [11] (0:11.27)	5L		0:33.60 -1
9	1	DISNEY CASTLE James Orman	5	64.8 600m	0:11.34 Overall	0:11.57 [7] (0:11.57)	5.52L		0:34.45 +8
10	2	BADGERS NUTS Adin Thompson	4	65.1 400m	0:11.37 400m	0:11.60 [8] (0:11.60)	6.17L		0:34.51 +9

[] Ranking at each section and finish
 -:-:- No data available at this section
 NA No data available

SCN Saddle cloth number
 DNF Did not finish
 DNT Did not track



Ipswich QLD Professional
Race 7: IPSWICH EVENTS AND ENTERTAINMENT CENTRE
BENCHMARK 70 Handicap - 1350m
 29 January 2025 - 17:45



Track Rating: Good 4, Weather: Fine, Rail Position: True

Section				200m				Last 600m		
Field Times				0:11.29 (0:11.29)				0:33.79		
Rank	TAB	Horse/Jockey	Barrier	Top Speed [km/h]	Fastest Section	Margin			Distance Travelled [m]	
11	11	BANDIT	7	66.4	0:11.12	0:11.27 [12]	6.31L		0:33.91	+6
		Angela Jones		400m	400m	(0:11.27)				
12	3	DWINDLING SPIRIT	3	65.3	0:11.26	0:11.70 [9]	7.07L		0:34.42	+3
		Ryan Curatolo		400m	400m	(0:11.70)				

[] Ranking at each section and finish
 -:-:-:- No data available at this section
 NA No data available

SCN Saddle cloth number
 DNF Did not finish
 DNT Did not track



Horse/Jockey Name	Field Of Myrtle
Final Rank	1
Fastest Section Time (Section)	0:10.92 (400m)
Top Speed [km/h] (Section)	66.2 (400m)
Race State	Finished



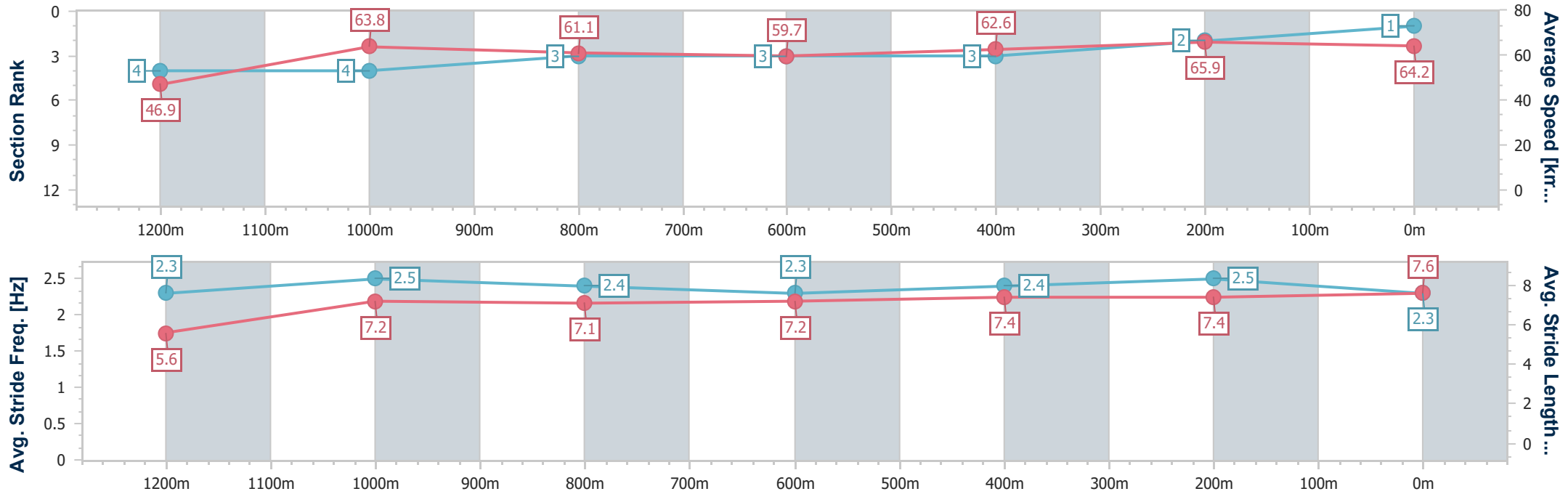
Ipswich QLD Professional
 Race 7: IPSWICH EVENTS AND ENTERTAINMENT CENTRE
 BENCHMARK 70 Handicap - 1350m



29 January 2025 - 17:45

Track Rating: Good 4, Weather: Fine, Rail Position: True

Section	Overall	1200m	1000m	800m	600m	400m	200m
Section Times	1:20.16 [1] (0:11.51)	1:08.65 [4] (0:11.27)	0:57.38 [4] (0:11.79)	0:45.59 [3] (0:12.00)	0:33.59 [3] (0:11.46)	0:22.13 [3] (0:10.92)	0:11.21 [2] (0:11.21)
Average Speed [km/h]	46.9	63.8	61.1	59.7	62.6	65.9	64.2
Top Speed [km/h]	64.9	65.3	63.0	60.5	65.2	66.2	66.2
Avg. Dist. to Rail [m]	0.8	0.4	0.4	0.7	0.6	0.6	0.9
Avg. Stride Freq. [Hz]	2.3	2.5	2.4	2.3	2.4	2.5	2.3
Avg. Stride Length [m]	5.6	7.2	7.1	7.2	7.4	7.4	7.6



- [] Ranking at each section and finish
- .-.- No data available at this section
- NA No data available



Horse/Jockey Name	Great Aspirations
Final Rank	2
Fastest Section Time (Section)	0:11.03 (400m)
Top Speed [km/h] (Section)	65.7 (400m)
Race State	Finished



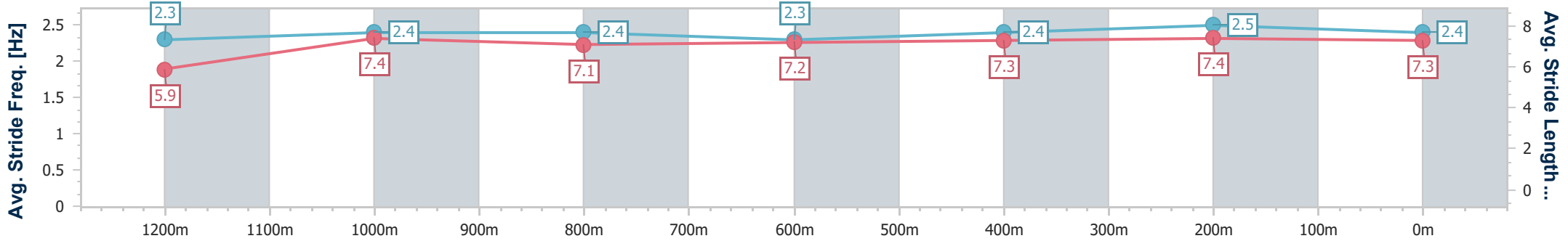
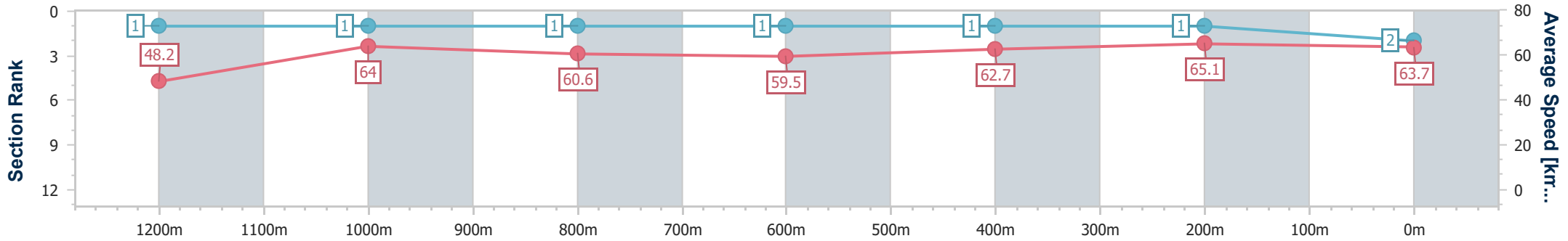
Ipswich QLD Professional
 Race 7: IPSWICH EVENTS AND ENTERTAINMENT CENTRE
 BENCHMARK 70 Handicap - 1350m



29 January 2025 - 17:45

Track Rating: Good 4, Weather: Fine, Rail Position: True

Section	Overall	1200m	1000m	800m	600m	400m	200m
Section Times	1:20.18 [2] (0:11.25)	1:08.93 [1] (0:11.20)	0:57.73 [1] (0:11.89)	0:45.84 [1] (0:12.03)	0:33.81 [1] (0:11.47)	0:22.34 [1] (0:11.03)	0:11.31 [1] (0:11.31)
Average Speed [km/h]	48.2	64.0	60.6	59.5	62.7	65.1	63.7
Top Speed [km/h]	64.6	65.4	63.3	60.4	65.6	65.7	65.1
Avg. Dist. to Rail [m]	6.1	2.4	0.9	0.9	0.5	0.9	0.9
Avg. Stride Freq. [Hz]	2.3	2.4	2.4	2.3	2.4	2.5	2.4
Avg. Stride Length [m]	5.9	7.4	7.1	7.2	7.3	7.4	7.3



- [] Ranking at each section and finish
- .-.- No data available at this section
- NA No data available



Horse/Jockey Name	All's Fair
Final Rank	3
Fastest Section Time (Section)	0:11.18 (400m)
Top Speed [km/h] (Section)	65.5 (1200m)
Race State	Finished



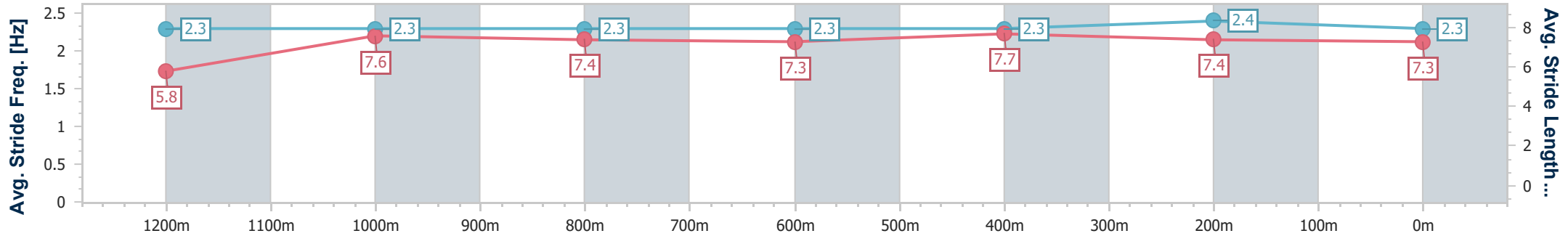
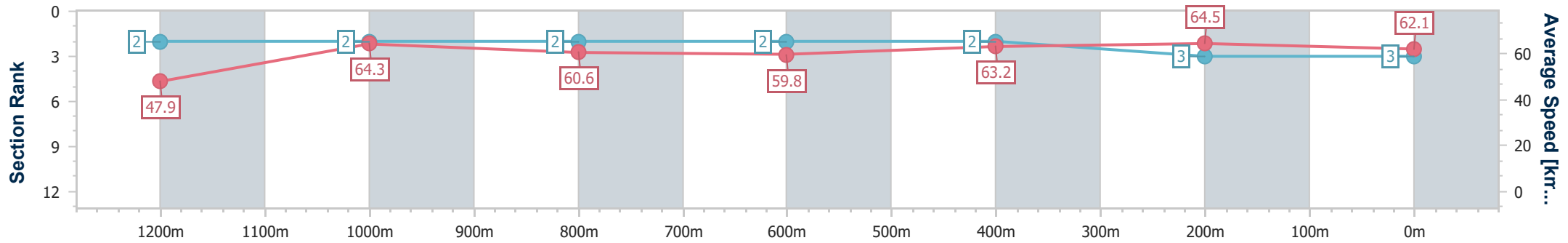
Ipswich QLD Professional
Race 7: IPSWICH EVENTS AND ENTERTAINMENT CENTRE
BENCHMARK 70 Handicap - 1350m



29 January 2025 - 17:45

Track Rating: Good 4, Weather: Fine, Rail Position: True

Section	Overall	1200m	1000m	800m	600m	400m	200m
Section Times	1:20.64 [3] (0:11.27)	1:09.37 [2] (0:11.23)	0:58.14 [2] (0:11.87)	0:46.27 [2] (0:12.06)	0:34.21 [2] (0:11.46)	0:22.75 [2] (0:11.18)	0:11.57 [3] (0:11.57)
Average Speed [km/h]	47.9	64.3	60.6	59.8	63.2	64.5	62.1
Top Speed [km/h]	64.6	65.5	62.0	60.8	65.4	65.4	64.5
Avg. Dist. to Rail [m]	7.7	3.3	0.3	0.2	0.9	1.6	1.9
Avg. Stride Freq. [Hz]	2.3	2.3	2.3	2.3	2.3	2.4	2.3
Avg. Stride Length [m]	5.8	7.6	7.4	7.3	7.7	7.4	7.3



- [] Ranking at each section and finish
- .-.- No data available at this section
- NA No data available



Horse/Jockey Name	Poutchek
Final Rank	4
Fastest Section Time (Section)	0:11.03 (400m)
Top Speed [km/h] (Section)	65.5 (400m)
Race State	Finished



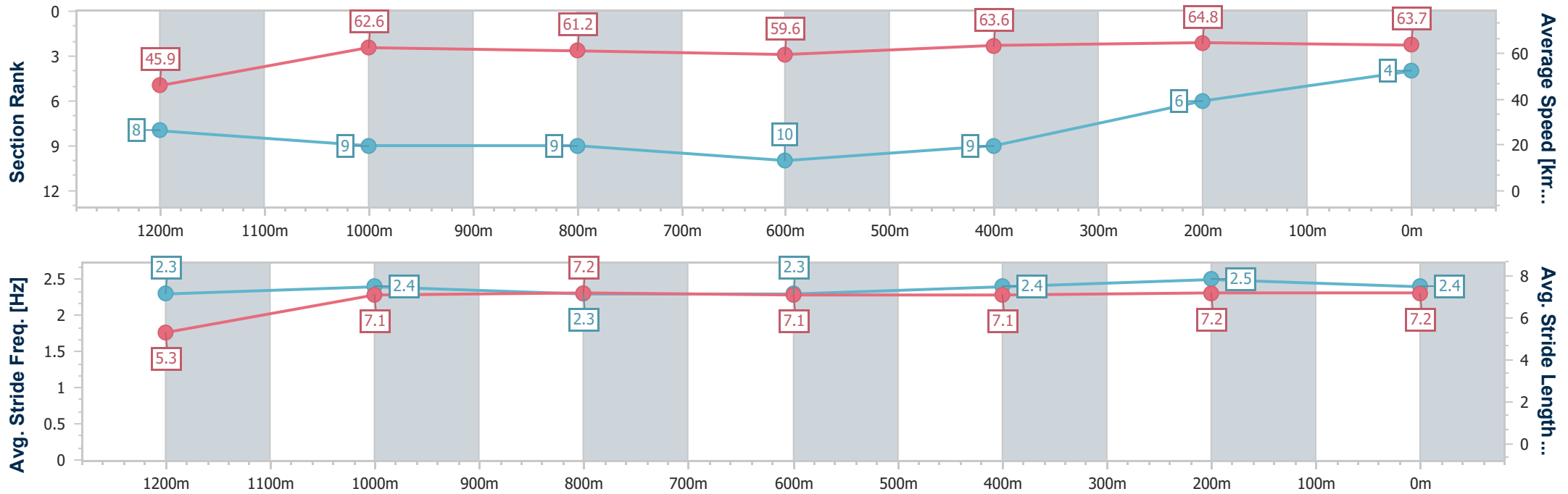
Ipswich QLD Professional
 Race 7: IPSWICH EVENTS AND ENTERTAINMENT CENTRE
 BENCHMARK 70 Handicap - 1350m



29 January 2025 - 17:45

Track Rating: Good 4, Weather: Fine, Rail Position: True

Section	Overall	1200m	1000m	800m	600m	400m	200m
Section Times	1:20.74 [4] (0:11.77)	1:08.97 [8] (0:11.50)	0:57.47 [9] (0:11.76)	0:45.71 [9] (0:12.09)	0:33.62 [10] (0:11.29)	0:22.33 [9] (0:11.03)	0:11.30 [6] (0:11.30)
Average Speed [km/h]	45.9	62.6	61.2	59.6	63.6	64.8	63.7
Top Speed [km/h]	63.8	63.6	62.7	60.9	65.4	65.5	65.1
Avg. Dist. to Rail [m]	4.3	1.1	0.1	0.5	0.6	1.1	0.6
Avg. Stride Freq. [Hz]	2.3	2.4	2.3	2.3	2.4	2.5	2.4
Avg. Stride Length [m]	5.3	7.1	7.2	7.1	7.1	7.2	7.2



- [] Ranking at each section and finish
- .-.- No data available at this section
- NA No data available



Horse/Jockey Name	Huracanevo
Final Rank	5
Fastest Section Time (Section)	0:11.20 (400m)
Top Speed [km/h] (Section)	65.9 (400m)
Race State	Finished



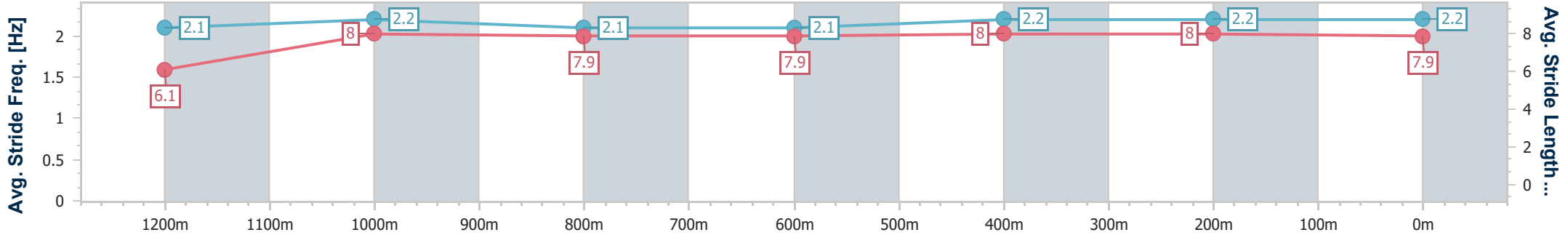
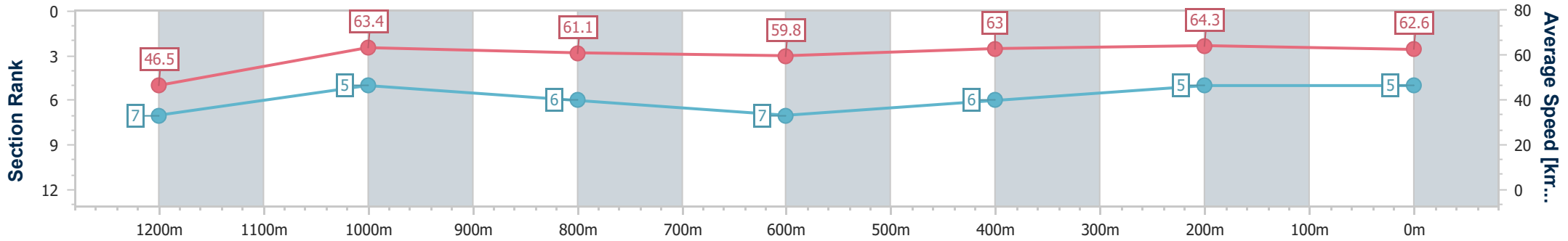
Ipswich QLD Professional
 Race 7: IPSWICH EVENTS AND ENTERTAINMENT CENTRE
 BENCHMARK 70 Handicap - 1350m



29 January 2025 - 17:45

Track Rating: Good 4, Weather: Fine, Rail Position: True

Section	Overall	1200m	1000m	800m	600m	400m	200m
Section Times	1:20.92 [5] (0:11.63)	1:09.29 [7] (0:11.39)	0:57.90 [5] (0:11.79)	0:46.11 [6] (0:12.00)	0:34.11 [7] (0:11.39)	0:22.72 [6] (0:11.20)	0:11.52 [5] (0:11.52)
Average Speed [km/h]	46.5	63.4	61.1	59.8	63.0	64.3	62.6
Top Speed [km/h]	64.1	64.2	62.9	60.6	64.5	65.9	64.2
Avg. Dist. to Rail [m]	3.1	1.5	0.4	0.9	0.3	0.5	0.9
Avg. Stride Freq. [Hz]	2.1	2.2	2.1	2.1	2.2	2.2	2.2
Avg. Stride Length [m]	6.1	8.0	7.9	7.9	8.0	8.0	7.9



- [] Ranking at each section and finish
- .-.- No data available at this section
- NA No data available



Horse/Jockey Name	Rebel's Edge
Final Rank	6
Fastest Section Time (Section)	0:11.09 (400m)
Top Speed [km/h] (Section)	65.7 (400m)
Race State	Finished



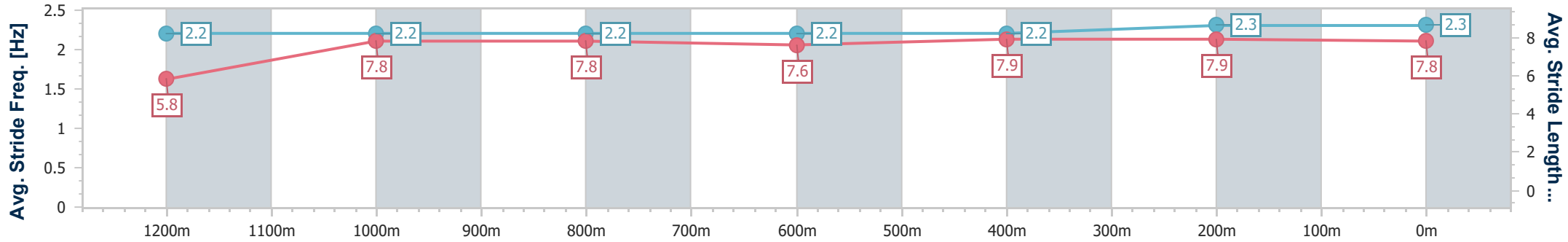
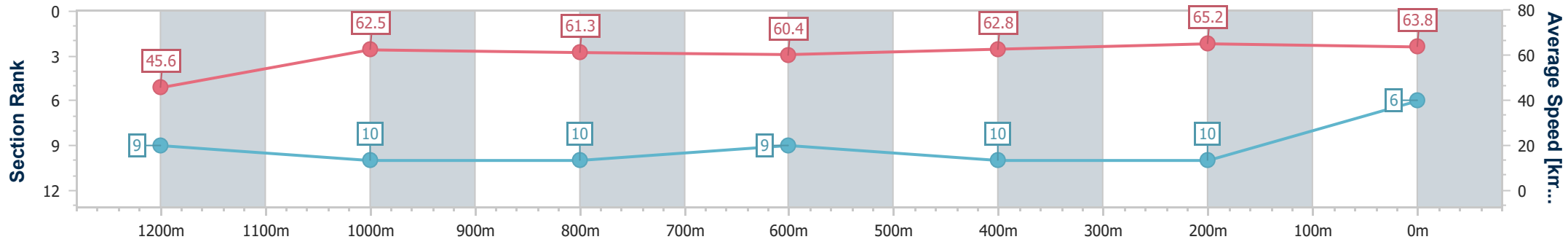
Ipswich QLD Professional
 Race 7: IPSWICH EVENTS AND ENTERTAINMENT CENTRE
 BENCHMARK 70 Handicap - 1350m



29 January 2025 - 17:45

Track Rating: Good 4, Weather: Fine, Rail Position: True

Section	Overall	1200m	1000m	800m	600m	400m	200m
Section Times	1:20.95 [6] (0:11.89)	1:09.06 [9] (0:11.54)	0:57.52 [10] (0:11.79)	0:45.73 [10] (0:11.88)	0:33.85 [9] (0:11.52)	0:22.33 [10] (0:11.09)	0:11.24 [10] (0:11.24)
Average Speed [km/h]	45.6	62.5	61.3	60.4	62.8	65.2	63.8
Top Speed [km/h]	62.8	63.5	61.5	61.3	64.9	65.7	65.0
Avg. Dist. to Rail [m]	8.4	2.6	0.9	0.4	0.7	1.7	3.1
Avg. Stride Freq. [Hz]	2.2	2.2	2.2	2.2	2.2	2.3	2.3
Avg. Stride Length [m]	5.8	7.8	7.8	7.6	7.9	7.9	7.8



- [] Ranking at each section and finish
- .-.- No data available at this section
- NA No data available



Horse/Jockey Name	Twyford
Final Rank	7
Fastest Section Time (Section)	0:11.17 (1200m)
Top Speed [km/h] (Section)	65.5 (1200m)
Race State	Finished



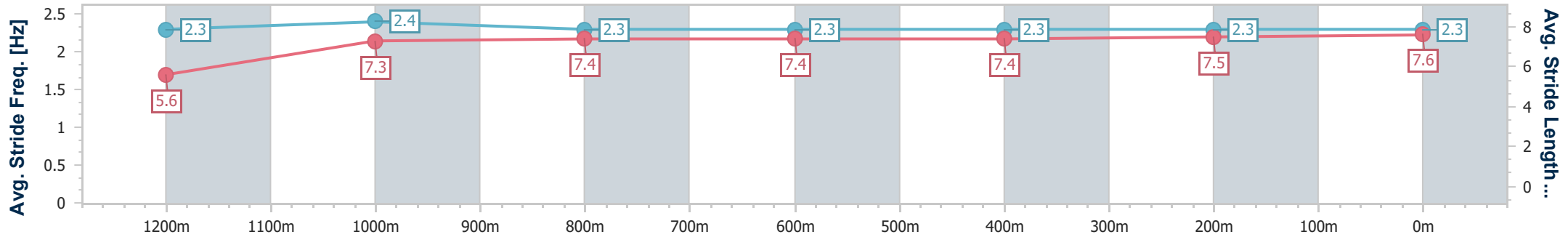
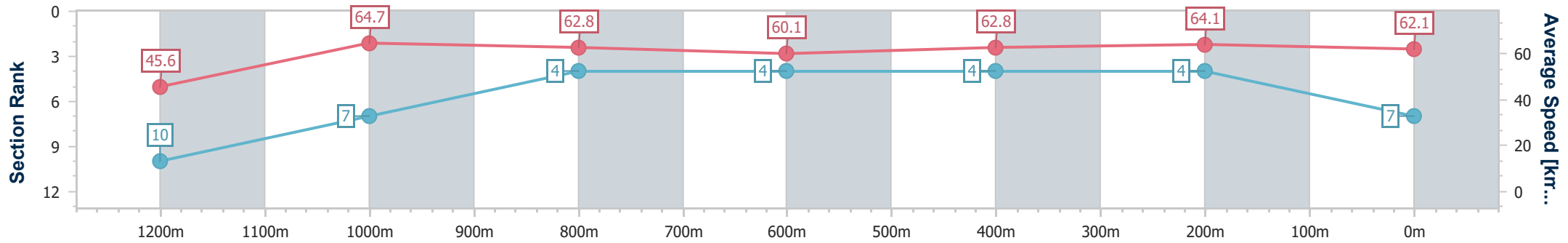
Ipswich QLD Professional
 Race 7: IPSWICH EVENTS AND ENTERTAINMENT CENTRE
 BENCHMARK 70 Handicap - 1350m



29 January 2025 - 17:45

Track Rating: Good 4, Weather: Fine, Rail Position: True

Section	Overall	1200m	1000m	800m	600m	400m	200m
Section Times	1:20.96 [7] (0:11.89)	1:09.07 [10] (0:11.17)	0:57.90 [7] (0:11.52)	0:46.38 [4] (0:12.03)	0:34.35 [4] (0:11.48)	0:22.87 [4] (0:11.28)	0:11.59 [4] (0:11.59)
Average Speed [km/h]	45.6	64.7	62.8	60.1	62.8	64.1	62.1
Top Speed [km/h]	65.0	65.5	64.4	61.0	64.8	65.1	63.1
Avg. Dist. to Rail [m]	9.7	4.2	1.9	0.9	0.6	2.0	3.2
Avg. Stride Freq. [Hz]	2.3	2.4	2.3	2.3	2.3	2.3	2.3
Avg. Stride Length [m]	5.6	7.3	7.4	7.4	7.4	7.5	7.6



- [] Ranking at each section and finish
- .-.- No data available at this section
- NA No data available



Horse/Jockey Name	Selling Sunset
Final Rank	8
Fastest Section Time (Section)	0:10.91 (400m)
Top Speed [km/h] (Section)	66.2 (400m)
Race State	Finished



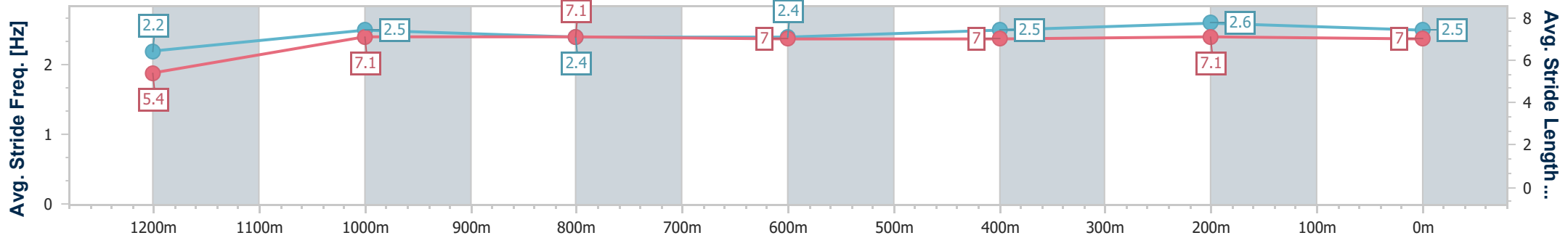
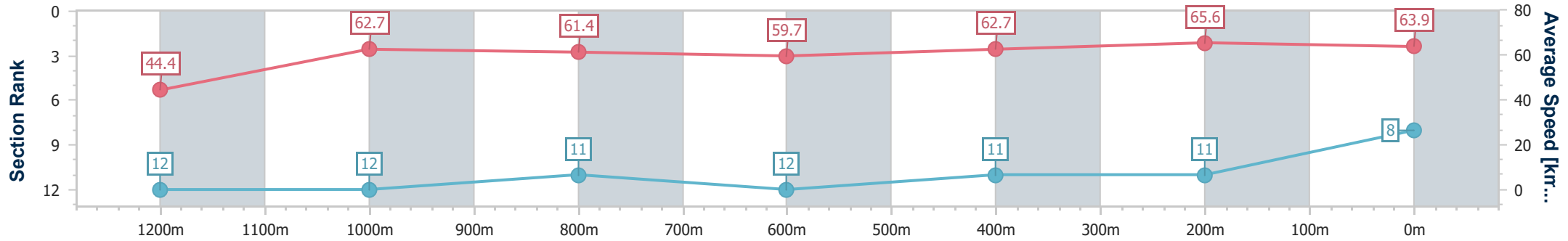
Ipswich QLD Professional
 Race 7: IPSWICH EVENTS AND ENTERTAINMENT CENTRE
 BENCHMARK 70 Handicap - 1350m



29 January 2025 - 17:45

Track Rating: Good 4, Weather: Fine, Rail Position: True

Section	Overall	1200m	1000m	800m	600m	400m	200m
Section Times	1:21.01 [8] (0:12.17)	1:08.84 [12] (0:11.47)	0:57.37 [12] (0:11.77)	0:45.60 [11] (0:12.00)	0:33.60 [12] (0:11.42)	0:22.18 [11] (0:10.91)	0:11.27 [11] (0:11.27)
Average Speed [km/h]	44.4	62.7	61.4	59.7	62.7	65.6	63.9
Top Speed [km/h]	63.5	63.6	62.4	60.9	64.9	66.2	65.4
Avg. Dist. to Rail [m]	5.5	0.6	0.3	1.0	1.3	0.6	0.4
Avg. Stride Freq. [Hz]	2.2	2.5	2.4	2.4	2.5	2.6	2.5
Avg. Stride Length [m]	5.4	7.1	7.1	7.0	7.0	7.1	7.0



- [] Ranking at each section and finish
- .-.- No data available at this section
- NA No data available



Horse/Jockey Name	Disney Castle
Final Rank	9
Fastest Section Time (Section)	0:11.34 (Overall)
Top Speed [km/h] (Section)	64.8 (600m)
Race State	Finished



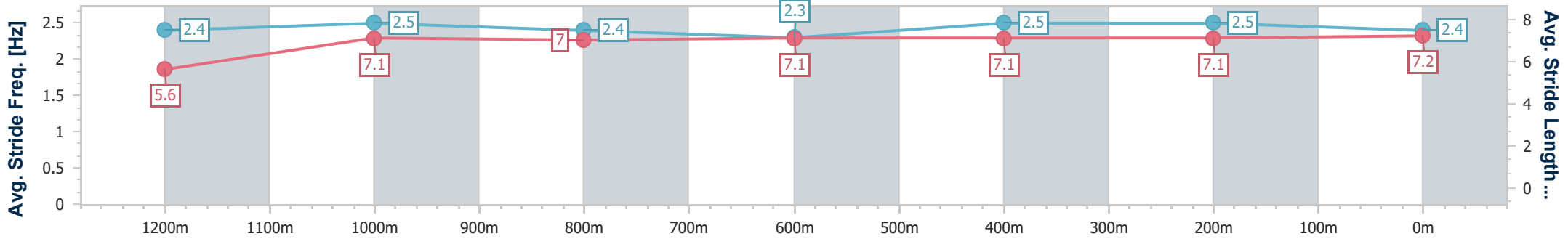
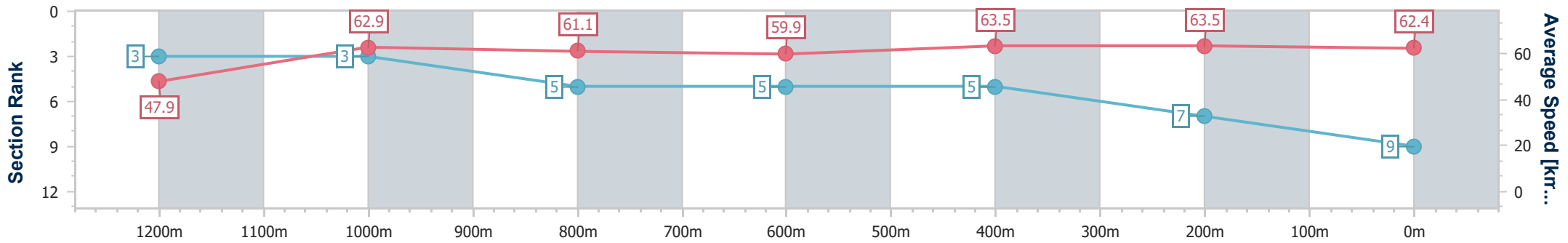
Ipswich QLD Professional
 Race 7: IPSWICH EVENTS AND ENTERTAINMENT CENTRE
 BENCHMARK 70 Handicap - 1350m



29 January 2025 - 17:45

Track Rating: Good 4, Weather: Fine, Rail Position: True

Section	Overall	1200m	1000m	800m	600m	400m	200m
Section Times	1:21.10 [9] (0:11.34)	1:09.76 [3] (0:11.43)	0:58.33 [3] (0:11.83)	0:46.50 [5] (0:12.05)	0:34.45 [5] (0:11.45)	0:23.00 [5] (0:11.43)	0:11.57 [7] (0:11.57)
Average Speed [km/h]	47.9	62.9	61.1	59.9	63.5	63.5	62.4
Top Speed [km/h]	64.2	64.5	63.2	61.6	64.8	64.7	64.7
Avg. Dist. to Rail [m]	4.5	2.1	0.8	0.8	2.6	3.0	4.4
Avg. Stride Freq. [Hz]	2.4	2.5	2.4	2.3	2.5	2.5	2.4
Avg. Stride Length [m]	5.6	7.1	7.0	7.1	7.1	7.1	7.2



- [] Ranking at each section and finish
- .-.- No data available at this section
- NA No data available



Horse/Jockey Name	Badgers Nuts
Final Rank	10
Fastest Section Time (Section)	0:11.37 (400m)
Top Speed [km/h] (Section)	65.1 (400m)
Race State	Finished



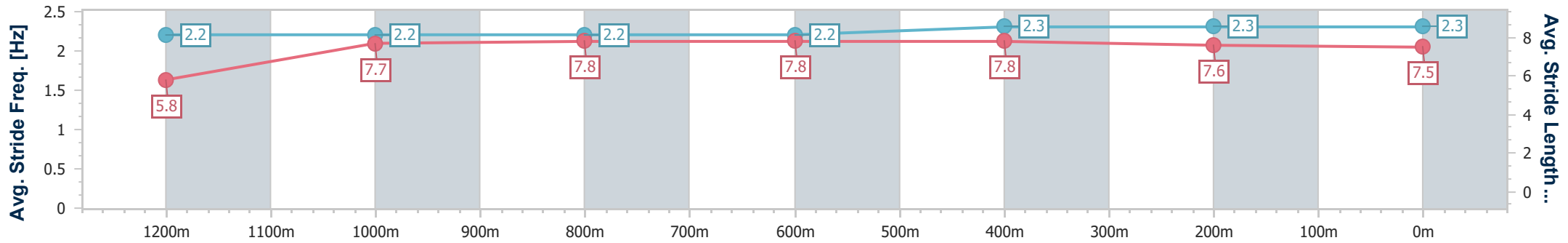
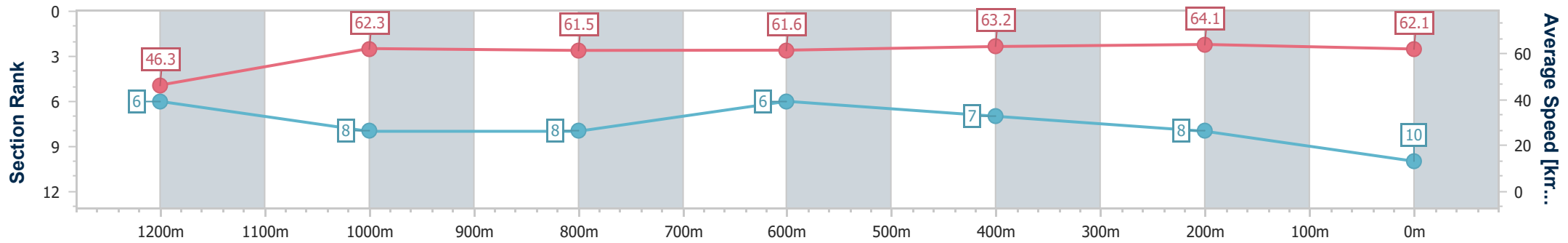
Ipswich QLD Professional
 Race 7: IPSWICH EVENTS AND ENTERTAINMENT CENTRE
 BENCHMARK 70 Handicap - 1350m



29 January 2025 - 17:45

Track Rating: Good 4, Weather: Fine, Rail Position: True

Section	Overall	1200m	1000m	800m	600m	400m	200m
Section Times	1:21.21 [10] (0:11.62)	1:09.59 [6] (0:11.56)	0:58.03 [8] (0:11.74)	0:46.29 [8] (0:11.78)	0:34.51 [6] (0:11.54)	0:22.97 [7] (0:11.37)	0:11.60 [8] (0:11.60)
Average Speed [km/h]	46.3	62.3	61.5	61.6	63.2	64.1	62.1
Top Speed [km/h]	61.0	63.9	61.9	62.6	63.8	65.1	63.8
Avg. Dist. to Rail [m]	3.5	1.8	1.0	1.7	3.1	3.7	5.5
Avg. Stride Freq. [Hz]	2.2	2.2	2.2	2.2	2.3	2.3	2.3
Avg. Stride Length [m]	5.8	7.7	7.8	7.8	7.8	7.6	7.5



- [] Ranking at each section and finish
- .-.- No data available at this section
- NA No data available



Horse/Jockey Name	Bandit
Final Rank	11
Fastest Section Time (Section)	0:11.12 (400m)
Top Speed [km/h] (Section)	66.4 (400m)
Race State	Finished



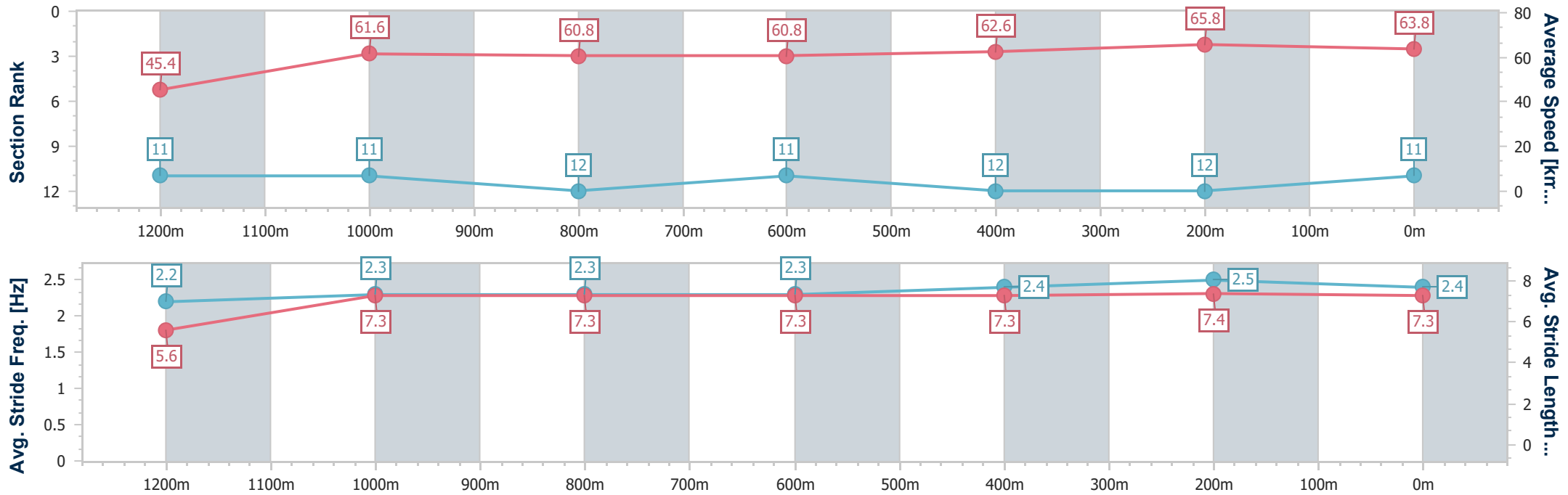
Ipswich QLD Professional
 Race 7: IPSWICH EVENTS AND ENTERTAINMENT CENTRE
 BENCHMARK 70 Handicap - 1350m



29 January 2025 - 17:45

Track Rating: Good 4, Weather: Fine, Rail Position: True

Section	Overall	1200m	1000m	800m	600m	400m	200m
Section Times	1:21.23 [11] (0:11.94)	1:09.29 [11] (0:11.70)	0:57.59 [11] (0:11.84)	0:45.75 [12] (0:11.84)	0:33.91 [11] (0:11.52)	0:22.39 [12] (0:11.12)	0:11.27 [12]
Average Speed [km/h]	45.4	61.6	60.8	60.8	62.6	65.8	63.8
Top Speed [km/h]	61.0	62.7	61.4	62.2	64.6	66.4	65.9
Avg. Dist. to Rail [m]	4.4	1.2	0.5	0.2	0.8	4.0	6.8
Avg. Stride Freq. [Hz]	2.2	2.3	2.3	2.3	2.4	2.5	2.4
Avg. Stride Length [m]	5.6	7.3	7.3	7.3	7.3	7.4	7.3



- [] Ranking at each section and finish
- .-.- No data available at this section
- NA No data available



Horse/Jockey Name	Dwindling Spirit
Final Rank	12
Fastest Section Time (Section)	0:11.26 (400m)
Top Speed [km/h] (Section)	65.3 (400m)
Race State	Finished



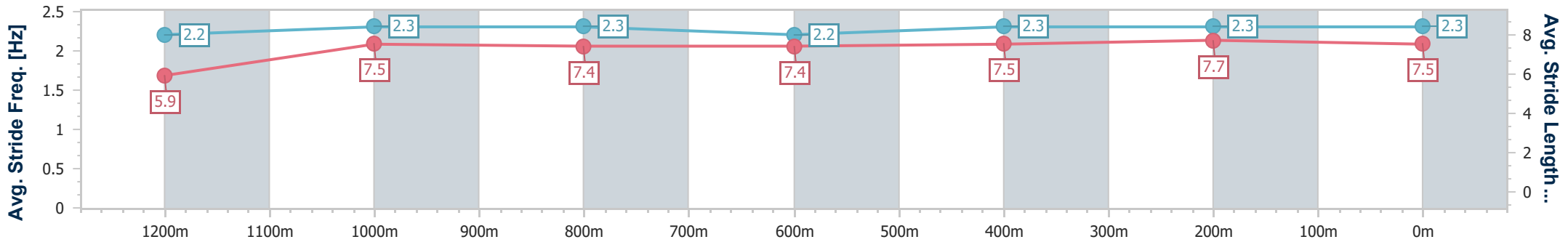
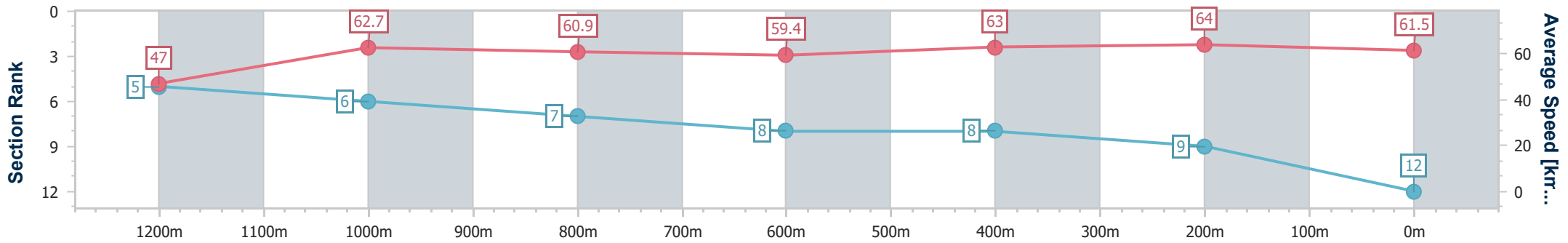
Ipswich QLD Professional
 Race 7: IPSWICH EVENTS AND ENTERTAINMENT CENTRE
 BENCHMARK 70 Handicap - 1350m



29 January 2025 - 17:45

Track Rating: Good 4, Weather: Fine, Rail Position: True

Section	Overall	1200m	1000m	800m	600m	400m	200m
Section Times	1:21.36 [12] (0:11.55)	1:09.81 [5] (0:11.47)	0:58.34 [6] (0:11.84)	0:46.50 [7] (0:12.08)	0:34.42 [8] (0:11.46)	0:22.96 [8] (0:11.26)	0:11.70 [9] (0:11.70)
Average Speed [km/h]	47.0	62.7	60.9	59.4	63.0	64.0	61.5
Top Speed [km/h]	63.2	63.8	62.2	61.1	64.9	65.3	63.5
Avg. Dist. to Rail [m]	2.2	1.6	0.2	0.2	0.7	1.0	1.8
Avg. Stride Freq. [Hz]	2.2	2.3	2.3	2.2	2.3	2.3	2.3
Avg. Stride Length [m]	5.9	7.5	7.4	7.4	7.5	7.7	7.5



- [] Ranking at each section and finish
- .-.- No data available at this section
- NA No data available