



Doomben QLD Professional

Race 5: STRADBROKE SEASON BOOK NOW BENCHMARK 62 Handicap - 1110m

27 January 2025 - 16:05



BRISBANE
RACING CLUB

Track Rating: Good 4, Weather: Overcast, Rail Position: +7m Entire

| Section | | Field Times | | | | | | | | | | | |
|---------|--|----------------------|----------------------|----------------------|--------------------------|--------------------------|--------------------------|--------------------------|--------------------------|--------------------------|---------|---------|------------------------|
| | | Overall | 1000m | 800m | 600m | 400m | 200m | Last 600m | | | | | |
| | | 1:04.14 (0:08.40) | 0:55.74 (0:10.30) | 0:45.44 (0:10.92) | 0:34.52 (0:11.15) | 0:23.37 (0:11.20) | 0:12.17 (0:12.17) | 0:34.52 | | | | | |
| Rank | TAB Horse/Jockey | Barrier | Top Speed [km/h] | Fastest Section | | | | | | | | Margin | Distance Travelled [m] |
| 1 | 11 TRY EVERYTHING Emily Lang | 6 | 69.2 1000m | 0:08.81 Overall | 1:04.14 [1] (0:08.81) | 0:55.33 [7] (0:10.63) | 0:44.70 [8] (0:10.97) | 0:33.73 [8] (0:11.16) | 0:22.57 [7] (0:11.01) | 0:11.56 [7] (0:11.56) | 1:04.14 | 0:33.73 | |
| 2 | 13 SALT LAKE BETTY Samantha Collett | 7 | 71.5 1000m | 0:08.42 Overall | 1:04.21 [2] (0:08.42) | 0:55.79 [2] (0:10.28) | 0:45.51 [1] (0:10.92) | 0:34.59 [1] (0:11.15) | 0:23.44 [1] (0:11.20) | 0:12.24 [1] (0:12.24) | 0.41L | 0:34.59 | -3 |
| 3 | 8 MERCIAN Boris Thornton | 5 | 68.4 800m | 0:08.40 Overall | 1:04.25 [3] (0:08.40) | 0:55.85 [1] (0:10.89) | 0:44.96 [6] (0:10.93) | 0:34.03 [5] (0:11.16) | 0:22.87 [5] (0:11.08) | 0:11.79 [4] (0:11.79) | 0.6L | 0:34.03 | -1 |
| 4 | 3 BOOMSTER Justin Huxtable | 8 | 71.8 1000m | 0:08.55 Overall | 1:04.43 [4] (0:08.55) | 0:55.88 [6] (0:10.32) | 0:45.56 [2] (0:10.89) | 0:34.67 [2] (0:11.14) | 0:23.53 [2] (0:11.32) | 0:12.21 [2] (0:12.21) | 1.66L | 0:34.67 | -3 |
| 5 | 2 THE WOLF Courtney Bellamy | 1 | 70.8 1000m | 0:08.54 Overall | 1:04.53 [5] (0:08.54) | 0:55.99 [5] (0:10.39) | 0:45.60 [3] (0:10.84) | 0:34.76 [3] (0:11.27) | 0:23.49 [3] (0:11.28) | 0:12.21 [3] (0:12.21) | 2.25L | 0:34.76 | -3 |
| 6 | 4 DANCE WIZZARD Ryan Maloney | 3 | 69.6 1000m | 0:08.53 Overall | 1:04.66 [6] (0:08.53) | 0:56.13 [4] (0:10.48) | 0:45.65 [4] (0:10.95) | 0:34.70 [4] (0:11.20) | 0:23.50 [4] (0:11.33) | 0:12.17 [5] (0:12.17) | 3.02L | 0:34.70 | -1 |
| 7 | 5 DON'T BE DRAMATIC Jade Hampson | 2 | 70.7 1000m | 0:09.07 Overall | 1:04.81 [7] (0:09.07) | 0:55.74 [8] (0:10.37) | 0:45.37 [7] (0:10.94) | 0:34.43 [7] (0:11.23) | 0:23.20 [8] (0:11.15) | 0:12.05 [8] (0:12.05) | 3.9L | 0:34.43 | -3 |
| 8 | 14 LIMAHULI Kyle Wilson-Taylor | 4 | 70.6 1000m | 0:08.49 Overall | 1:04.87 [8] (0:08.49) | 0:56.38 [3] (0:10.63) | 0:45.75 [5] (0:11.11) | 0:34.64 [6] (0:11.19) | 0:23.45 [6] (0:11.12) | 0:12.33 [6] (0:12.33) | 4.28L | 0:34.64 | +2 |

Scratched: Hell And Back (#18), Ardern (#9), Clifton Springs (#15), Certainlycan (#10), New Hampshire (#6), Keep Safe (#7), Oberoi Princess (#12), Giliana (#16), To Wish (#19), Bonjour Rupert (#20), Reign Of



| | |
|--------------------------------|-------------------|
| Horse/Jockey Name | Try Everything |
| Final Rank | 1 |
| Fastest Section Time (Section) | 0:08.81 (Overall) |
| Top Speed [km/h] (Section) | 69.2 (1000m) |
| Race State | Finished |

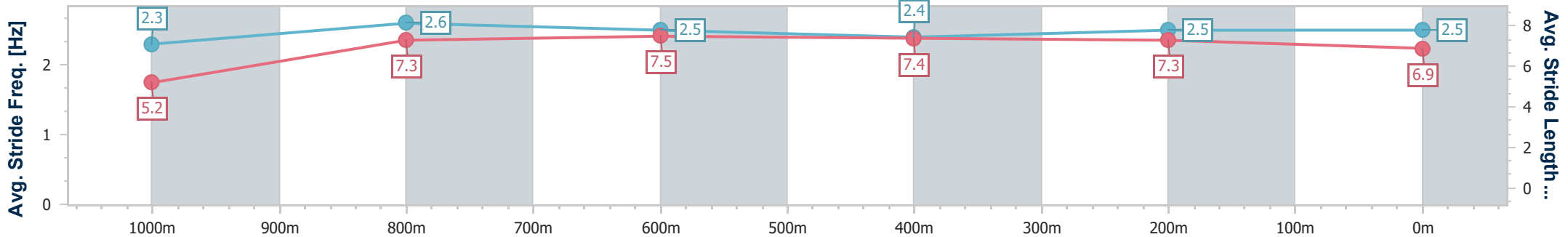
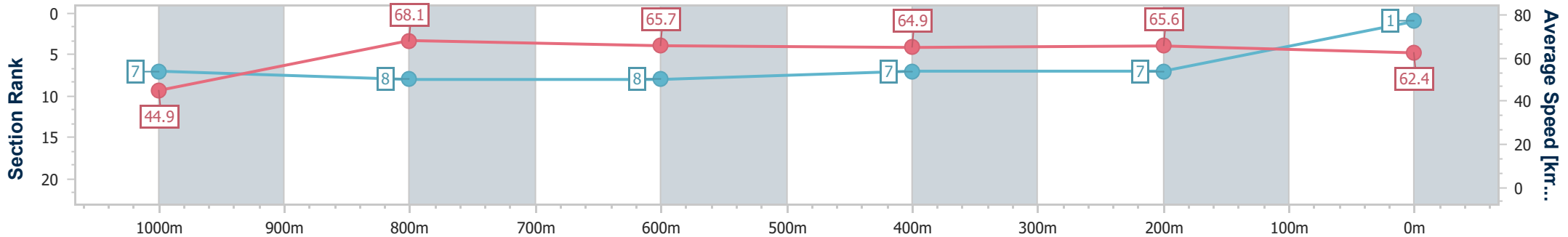


Doomben QLD Professional
Race 5: STRADBROKE SEASON BOOK NOW BENCHMARK 62
Handicap - 1110m
27 January 2025 - 16:05
Track Rating: Good 4, Weather: Overcast, Rail Position: +7m Entire



BRISBANE
RACING CLUB

| Section | Overall | 1000m | 800m | 600m | 400m | 200m |
|------------------------|--------------------------|--------------------------|--------------------------|--------------------------|--------------------------|--------------------------|
| Section Times | 1:04.14 [1] (0:08.81) | 0:55.33 [7] (0:10.63) | 0:44.70 [8] (0:10.97) | 0:33.73 [8] (0:11.16) | 0:22.57 [7] (0:11.01) | 0:11.56 [7] (0:11.56) |
| Average Speed [km/h] | 44.9 | 68.1 | 65.7 | 64.9 | 65.6 | 62.4 |
| Top Speed [km/h] | 65.5 | 69.2 | 66.9 | 66.0 | 67.1 | 65.2 |
| Avg. Dist. to Rail [m] | 5.2 | 1.4 | 0.6 | 1.2 | 2.6 | 4.8 |
| Avg. Stride Freq. [Hz] | 2.3 | 2.6 | 2.5 | 2.4 | 2.5 | 2.5 |
| Avg. Stride Length [m] | 5.2 | 7.3 | 7.5 | 7.4 | 7.3 | 6.9 |



- [] Ranking at each section and finish
- .-.- No data available at this section
- NA No data available



| | |
|--------------------------------|-------------------|
| Horse/Jockey Name | Salt Lake Betty |
| Final Rank | 2 |
| Fastest Section Time (Section) | 0:08.42 (Overall) |
| Top Speed [km/h] (Section) | 71.5 (1000m) |
| Race State | Finished |

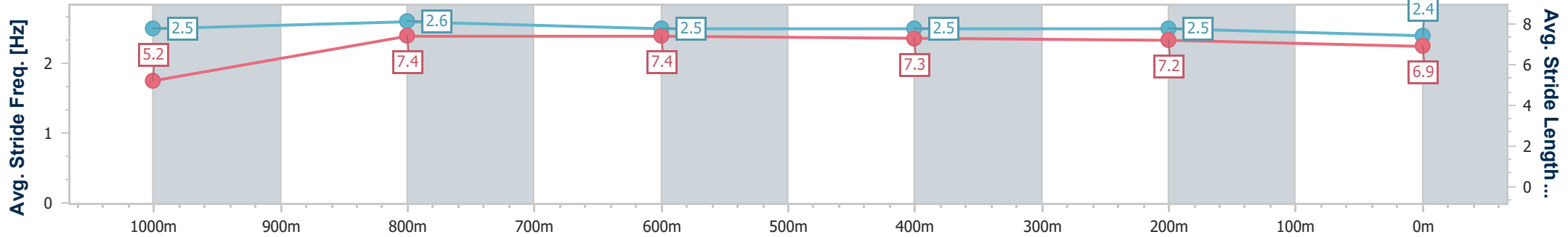
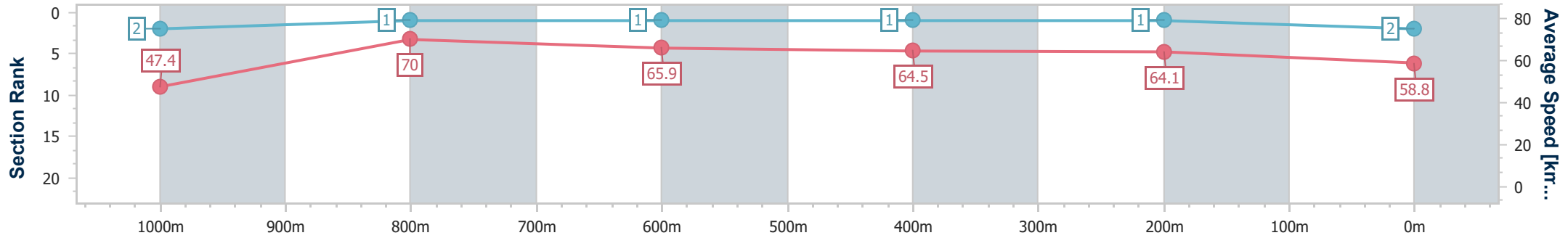


Doomben QLD Professional
Race 5: STRADBROKE SEASON BOOK NOW BENCHMARK 62
Handicap - 1110m
 27 January 2025 - 16:05
 Track Rating: Good 4, Weather: Overcast, Rail Position: +7m Entire



BRISBANE RACING CLUB

| Section | Overall | 1000m | 800m | 600m | 400m | 200m |
|------------------------|--------------------------|--------------------------|--------------------------|--------------------------|--------------------------|--------------------------|
| Section Times | 1:04.21 [2] (0:08.42) | 0:55.79 [2] (0:10.28) | 0:45.51 [1] (0:10.92) | 0:34.59 [1] (0:11.15) | 0:23.44 [1] (0:11.20) | 0:12.24 [1] (0:12.24) |
| Average Speed [km/h] | 47.4 | 70.0 | 65.9 | 64.5 | 64.1 | 58.8 |
| Top Speed [km/h] | 68.1 | 71.5 | 67.6 | 65.0 | 64.8 | 62.5 |
| Avg. Dist. to Rail [m] | 5.9 | 1.8 | 0.5 | 0.6 | 1.6 | 1.5 |
| Avg. Stride Freq. [Hz] | 2.5 | 2.6 | 2.5 | 2.5 | 2.5 | 2.4 |
| Avg. Stride Length [m] | 5.2 | 7.4 | 7.4 | 7.3 | 7.2 | 6.9 |



- [] Ranking at each section and finish
- .-.- No data available at this section
- NA No data available



| | |
|--------------------------------|-------------------|
| Horse/Jockey Name | Mercian |
| Final Rank | 3 |
| Fastest Section Time (Section) | 0:08.40 (Overall) |
| Top Speed [km/h] (Section) | 68.4 (800m) |
| Race State | Finished |



Doomben QLD Professional
Race 5: STRADBROKE SEASON BOOK NOW BENCHMARK 62
Handicap - 1110m

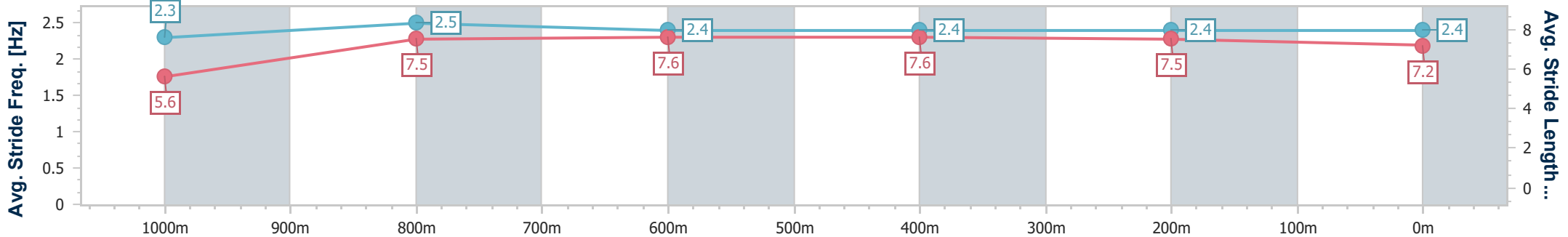
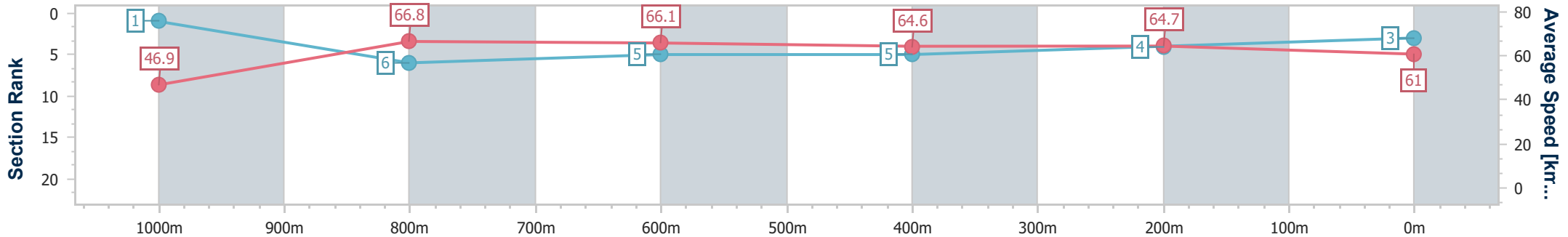


BRISBANE
 RACING CLUB

27 January 2025 - 16:05

Track Rating: Good 4, Weather: Overcast, Rail Position: +7m Entire

| Section | Overall | 1000m | 800m | 600m | 400m | 200m |
|------------------------|--------------------------|--------------------------|--------------------------|--------------------------|--------------------------|--------------------------|
| Section Times | 1:04.25 [3] (0:08.40) | 0:55.85 [1] (0:10.89) | 0:44.96 [6] (0:10.93) | 0:34.03 [5] (0:11.16) | 0:22.87 [5] (0:11.08) | 0:11.79 [4] (0:11.79) |
| Average Speed [km/h] | 46.9 | 66.8 | 66.1 | 64.6 | 64.7 | 61.0 |
| Top Speed [km/h] | 66.8 | 68.2 | 68.4 | 66.0 | 65.6 | 64.0 |
| Avg. Dist. to Rail [m] | 4.4 | 2.8 | 0.7 | 0.4 | 0.5 | 2.0 |
| Avg. Stride Freq. [Hz] | 2.3 | 2.5 | 2.4 | 2.4 | 2.4 | 2.4 |
| Avg. Stride Length [m] | 5.6 | 7.5 | 7.6 | 7.6 | 7.5 | 7.2 |



- [] Ranking at each section and finish
- .-.- No data available at this section
- NA No data available



| | |
|--------------------------------|-------------------|
| Horse/Jockey Name | Boomster |
| Final Rank | 4 |
| Fastest Section Time (Section) | 0:08.55 (Overall) |
| Top Speed [km/h] (Section) | 71.8 (1000m) |
| Race State | Finished |

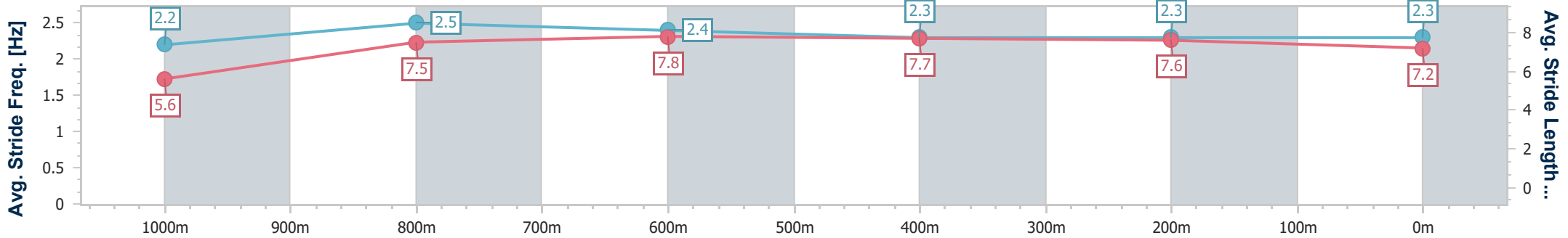
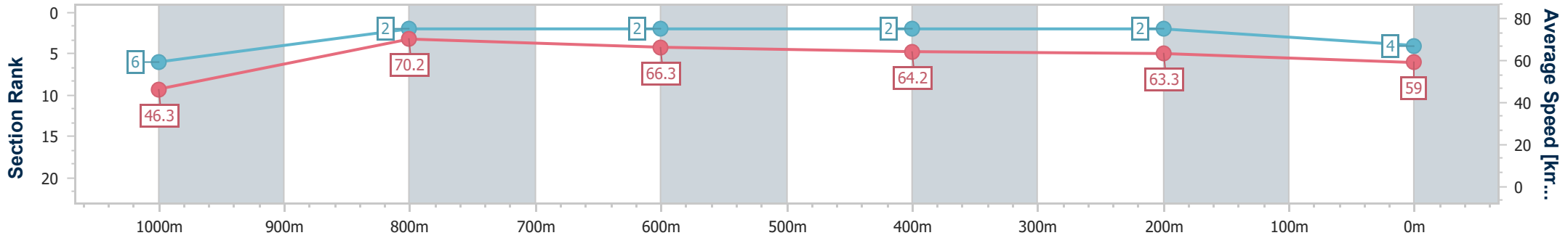


Doomben QLD Professional
Race 5: STRADBROKE SEASON BOOK NOW BENCHMARK 62
Handicap - 1110m
27 January 2025 - 16:05
Track Rating: Good 4, Weather: Overcast, Rail Position: +7m Entire



BRISBANE
RACING CLUB

| Section | Overall | 1000m | 800m | 600m | 400m | 200m |
|------------------------|--------------------------|--------------------------|--------------------------|--------------------------|--------------------------|--------------------------|
| Section Times | 1:04.43 [4] (0:08.55) | 0:55.88 [6] (0:10.32) | 0:45.56 [2] (0:10.89) | 0:34.67 [2] (0:11.14) | 0:23.53 [2] (0:11.32) | 0:12.21 [2] (0:12.21) |
| Average Speed [km/h] | 46.3 | 70.2 | 66.3 | 64.2 | 63.3 | 59.0 |
| Top Speed [km/h] | 70.1 | 71.8 | 68.7 | 65.1 | 65.2 | 61.2 |
| Avg. Dist. to Rail [m] | 7.5 | 3.3 | 0.5 | 0.9 | 1.3 | 0.9 |
| Avg. Stride Freq. [Hz] | 2.2 | 2.5 | 2.4 | 2.3 | 2.3 | 2.3 |
| Avg. Stride Length [m] | 5.6 | 7.5 | 7.8 | 7.7 | 7.6 | 7.2 |



- [] Ranking at each section and finish
- .-.- No data available at this section
- NA No data available



| | |
|--------------------------------|-------------------|
| Horse/Jockey Name | The Wolf |
| Final Rank | 5 |
| Fastest Section Time (Section) | 0:08.54 (Overall) |
| Top Speed [km/h] (Section) | 70.8 (1000m) |
| Race State | Finished |

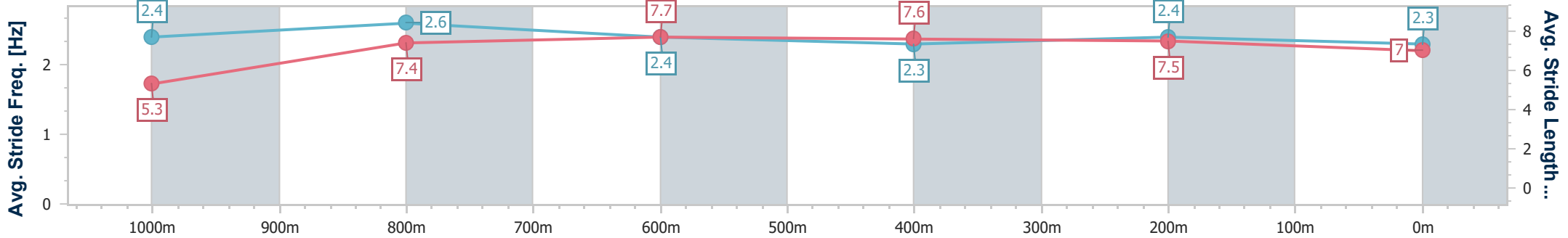
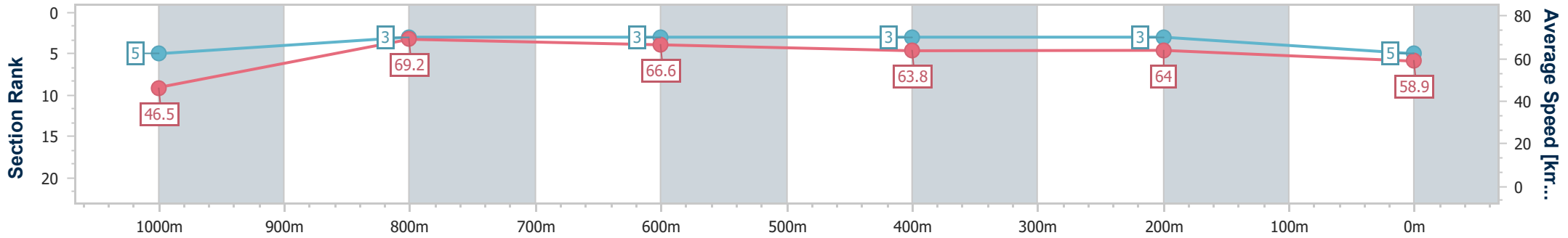


Doomben QLD Professional
Race 5: STRADBROKE SEASON BOOK NOW BENCHMARK 62
Handicap - 1110m
 27 January 2025 - 16:05
 Track Rating: Good 4, Weather: Overcast, Rail Position: +7m Entire



BRISBANE
RACING CLUB

| Section | Overall | 1000m | 800m | 600m | 400m | 200m |
|------------------------|--------------------------|--------------------------|--------------------------|--------------------------|--------------------------|--------------------------|
| Section Times | 1:04.53 [5] (0:08.54) | 0:55.99 [5] (0:10.39) | 0:45.60 [3] (0:10.84) | 0:34.76 [3] (0:11.27) | 0:23.49 [3] (0:11.28) | 0:12.21 [3] (0:12.21) |
| Average Speed [km/h] | 46.5 | 69.2 | 66.6 | 63.8 | 64.0 | 58.9 |
| Top Speed [km/h] | 67.2 | 70.8 | 69.0 | 65.3 | 64.8 | 61.6 |
| Avg. Dist. to Rail [m] | 1.2 | 0.4 | 0.5 | 0.5 | 0.2 | 0.2 |
| Avg. Stride Freq. [Hz] | 2.4 | 2.6 | 2.4 | 2.3 | 2.4 | 2.3 |
| Avg. Stride Length [m] | 5.3 | 7.4 | 7.7 | 7.6 | 7.5 | 7.0 |



- [] Ranking at each section and finish
- .-.- No data available at this section
- NA No data available



| | |
|--------------------------------|-------------------|
| Horse/Jockey Name | Dance Wizzard |
| Final Rank | 6 |
| Fastest Section Time (Section) | 0:08.53 (Overall) |
| Top Speed [km/h] (Section) | 69.6 (1000m) |
| Race State | Finished |



Doomben QLD Professional
Race 5: STRADBROKE SEASON BOOK NOW BENCHMARK 62
 Handicap - 1110m

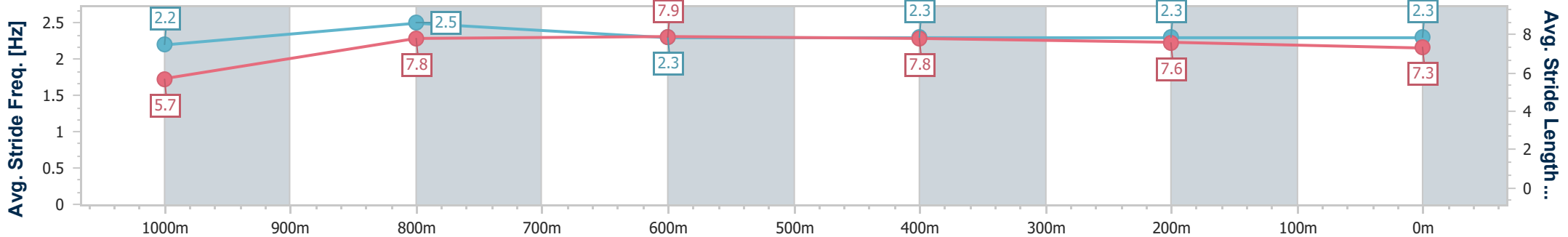
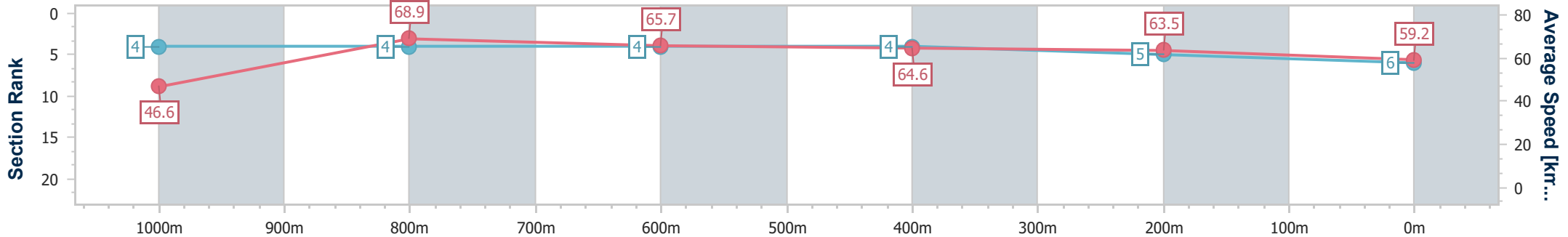


BRISBANE
RACING CLUB

27 January 2025 - 16:05

Track Rating: Good 4, Weather: Overcast, Rail Position: +7m Entire

| Section | Overall | 1000m | 800m | 600m | 400m | 200m |
|------------------------|--------------------------|--------------------------|--------------------------|--------------------------|--------------------------|--------------------------|
| Section Times | 1:04.66 [6] (0:08.53) | 0:56.13 [4] (0:10.48) | 0:45.65 [4] (0:10.95) | 0:34.70 [4] (0:11.20) | 0:23.50 [4] (0:11.33) | 0:12.17 [5] (0:12.17) |
| Average Speed [km/h] | 46.6 | 68.9 | 65.7 | 64.6 | 63.5 | 59.2 |
| Top Speed [km/h] | 67.1 | 69.6 | 68.2 | 66.0 | 64.8 | 62.6 |
| Avg. Dist. to Rail [m] | 2.4 | 1.0 | 0.6 | 0.4 | 0.9 | 2.6 |
| Avg. Stride Freq. [Hz] | 2.2 | 2.5 | 2.3 | 2.3 | 2.3 | 2.3 |
| Avg. Stride Length [m] | 5.7 | 7.8 | 7.9 | 7.8 | 7.6 | 7.3 |



- [] Ranking at each section and finish
- .-.- No data available at this section
- NA No data available



| | |
|--------------------------------|-------------------|
| Horse/Jockey Name | Don't Be Dramatic |
| Final Rank | 7 |
| Fastest Section Time (Section) | 0:09.07 (Overall) |
| Top Speed [km/h] (Section) | 70.7 (1000m) |
| Race State | Finished |

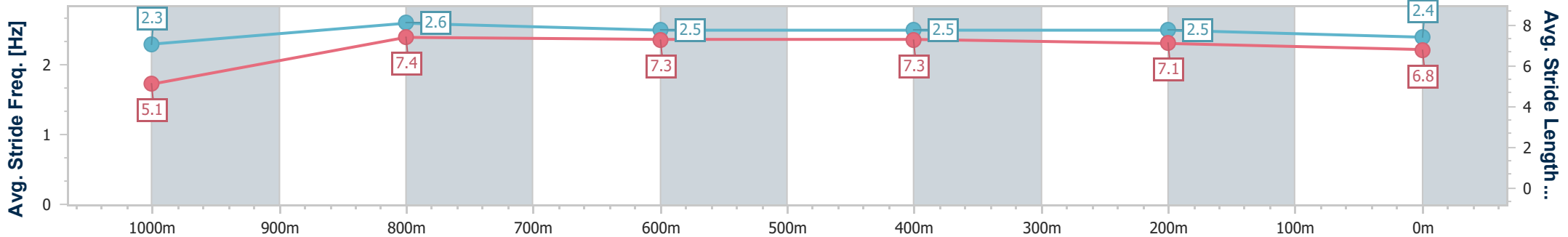
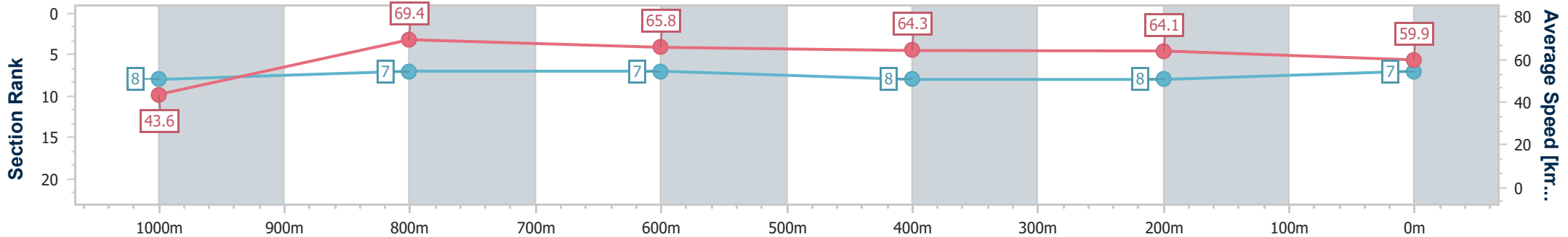


Doomben QLD Professional
Race 5: STRADBROKE SEASON BOOK NOW BENCHMARK 62
Handicap - 1110m
27 January 2025 - 16:05
Track Rating: Good 4, Weather: Overcast, Rail Position: +7m Entire



BRISBANE
RACING CLUB

| Section | Overall | 1000m | 800m | 600m | 400m | 200m |
|------------------------|--------------------------|--------------------------|--------------------------|--------------------------|--------------------------|--------------------------|
| Section Times | 1:04.81 [7] (0:09.07) | 0:55.74 [8] (0:10.37) | 0:45.37 [7] (0:10.94) | 0:34.43 [7] (0:11.23) | 0:23.20 [8] (0:11.15) | 0:12.05 [8] (0:12.05) |
| Average Speed [km/h] | 43.6 | 69.4 | 65.8 | 64.3 | 64.1 | 59.9 |
| Top Speed [km/h] | 67.1 | 70.7 | 69.5 | 65.1 | 65.5 | 63.5 |
| Avg. Dist. to Rail [m] | 1.1 | 0.3 | 0.3 | 0.4 | 1.2 | 4.9 |
| Avg. Stride Freq. [Hz] | 2.3 | 2.6 | 2.5 | 2.5 | 2.5 | 2.4 |
| Avg. Stride Length [m] | 5.1 | 7.4 | 7.3 | 7.3 | 7.1 | 6.8 |



- [] Ranking at each section and finish
- .-.- No data available at this section
- NA No data available



| | |
|--------------------------------|-------------------|
| Horse/Jockey Name | Limahuli |
| Final Rank | 8 |
| Fastest Section Time (Section) | 0:08.49 (Overall) |
| Top Speed [km/h] (Section) | 70.6 (1000m) |
| Race State | Finished |



Doomben QLD Professional
 Race 5: STRADBROKE SEASON BOOK NOW BENCHMARK 62
 Handicap - 1110m

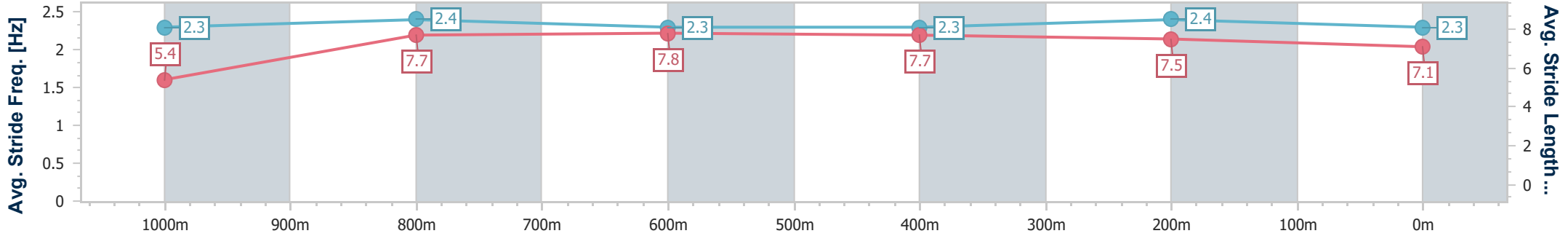
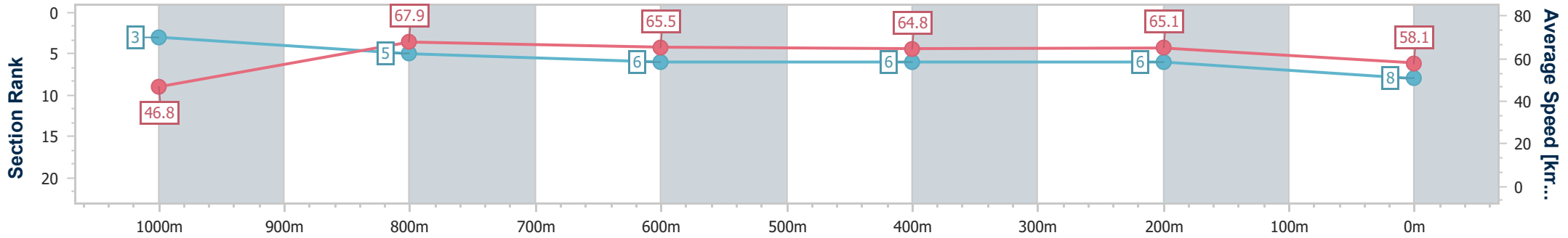


BRISBANE
 RACING CLUB

27 January 2025 - 16:05

Track Rating: Good 4, Weather: Overcast, Rail Position: +7m Entire

| Section | Overall | 1000m | 800m | 600m | 400m | 200m |
|------------------------|--------------------------|--------------------------|--------------------------|--------------------------|--------------------------|--------------------------|
| Section Times | 1:04.87 [8] (0:08.49) | 0:56.38 [3] (0:10.63) | 0:45.75 [5] (0:11.11) | 0:34.64 [6] (0:11.19) | 0:23.45 [6] (0:11.12) | 0:12.33 [6] (0:12.33) |
| Average Speed [km/h] | 46.8 | 67.9 | 65.5 | 64.8 | 65.1 | 58.1 |
| Top Speed [km/h] | 67.9 | 70.6 | 66.4 | 66.1 | 66.0 | 63.7 |
| Avg. Dist. to Rail [m] | 2.7 | 0.9 | 1.7 | 1.6 | 2.0 | 2.9 |
| Avg. Stride Freq. [Hz] | 2.3 | 2.4 | 2.3 | 2.3 | 2.4 | 2.3 |
| Avg. Stride Length [m] | 5.4 | 7.7 | 7.8 | 7.7 | 7.5 | 7.1 |



- [] Ranking at each section and finish
- .-.- No data available at this section
- NA No data available