



Doomben QLD Professional

Race 2: SOUTHS SPORTS CLUB Maiden Handicap - 1110m

27 January 2025 - 14:12



BRISBANE
RACING CLUB

Track Rating: Good 4, Weather: Overcast, Rail Position: +7m Entire

Section												Last 600m	
Field Times		Overall	1000m	800m	600m	400m	200m						0:34.15
		1:04.07 (0:08.52)	0:55.55 (0:10.47)	0:45.08 (0:10.93)	0:34.15 (0:11.10)	0:23.05 (0:11.20)	0:11.85 (0:11.85)						
Rank	TAB Horse/Jockey	Barrier	Top Speed [km/h]	Fastest Section								Margin	Distance Travelled [m]
1	4 AKERMANIS James Orman	1	68.6 1000m	0:08.56 Overall	1:04.07 [1] (0:08.56)	0:55.51 [2] (0:10.61)	0:44.90 [3] (0:10.88)	0:34.02 [3] (0:11.18)	0:22.84 [3] (0:10.99)	0:11.85 [1] (0:11.85)	1:04.07	0:34.02	
2	2 GOLD FEVER Samantha Collett	3	69.0 1000m	0:08.70 Overall	1:04.12 [2] (0:08.70)	0:55.42 [3] (0:10.50)	0:44.92 [4] (0:10.99)	0:33.93 [4] (0:11.07)	0:22.86 [4] (0:11.03)	0:11.83 [3] (0:11.83)	0.3L	0:33.93	+3
2	5 WARRIOR HEAD Jag Guthmann-Chester	4	69.8 1000m	0:09.24 Overall	1:04.12 [2] (0:09.24)	0:54.88 [6] (0:10.59)	0:44.29 [6] (0:10.63)	0:33.66 [6] (0:10.83)	0:22.83 [5] (0:10.94)	0:11.89 [2] (0:11.89)	0.3L	0:33.66	-10
4	6 FINAL VOYAGE Jake Bayliss	6	68.5 1000m	0:08.91 Overall	1:04.59 [4] (0:08.91)	0:55.68 [5] (0:10.69)	0:44.99 [5] (0:10.74)	0:34.25 [5] (0:11.12)	0:23.13 [6] (0:11.02)	0:12.11 [6] (0:12.11)	3.06L	0:34.25	-2
5	9 BLUE MOVES Kyle Wilson-Taylor	2	70.8 1000m	0:08.52 Overall	1:04.75 [5] (0:08.52)	0:56.23 [1] (0:10.47)	0:45.76 [1] (0:10.93)	0:34.83 [1] (0:11.21)	0:23.62 [2] (0:11.21)	0:12.41 [4] (0:12.41)	3.97L	0:34.83	-5
6	11 DEEP DAWN Emily Lang	5	70.2 1000m	0:08.70 Overall	1:04.99 [6] (0:08.70)	0:56.29 [3] (0:10.45)	0:45.84 [2] (0:10.80)	0:35.04 [2] (0:11.07)	0:23.97 [1] (0:11.38)	0:12.59 [5] (0:12.59)	5.42L	0:35.04	-1

Scratched: Whisky A Go Go (#8), Ser Joh (#1), Hell March (#3), Herecomesantorini (#7), Saga's Girl (#10)

[] Ranking at each section and finish
 -:-:- No data available at this section
 NA No data available

SCN Saddle cloth number
 DNF Did not finish
 DNT Did not track



Horse/Jockey Name	Akermanis
Final Rank	1
Fastest Section Time (Section)	0:08.56 (Overall)
Top Speed [km/h] (Section)	68.6 (1000m)
Race State	Finished



Doomben QLD Professional

Race 2: SOUTHS SPORTS CLUB Maiden Handicap - 1110m

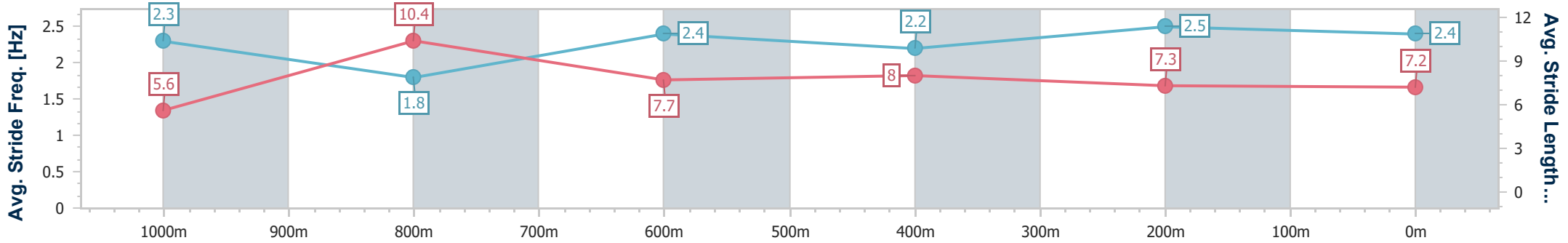
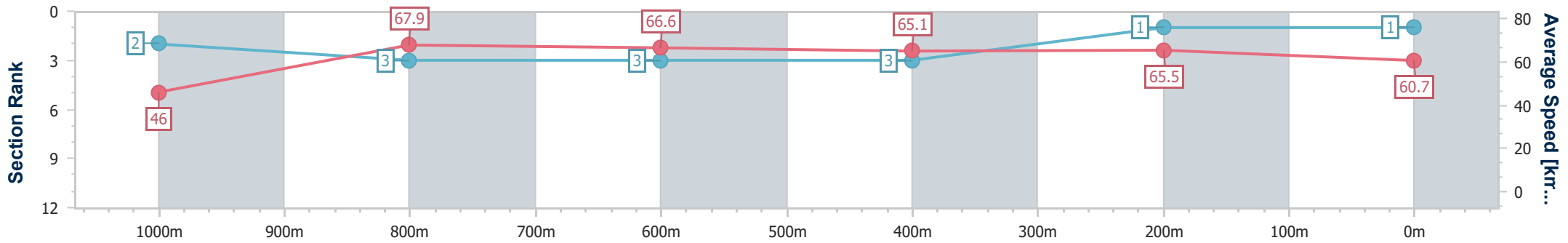
27 January 2025 - 14:12

Track Rating: Good 4, Weather: Overcast, Rail Position: +7m Entire



BRISBANE RACING CLUB

Section	Overall	1000m	800m	600m	400m	200m
Section Times	1:04.07 [1] (0:08.56)	0:55.51 [2] (0:10.61)	0:44.90 [3] (0:10.88)	0:34.02 [3] (0:11.18)	0:22.84 [3] (0:10.99)	0:11.85 [1] (0:11.85)
Average Speed [km/h]	46.0	67.9	66.6	65.1	65.5	60.7
Top Speed [km/h]	66.4	68.6	68.4	66.2	66.8	63.8
Avg. Dist. to Rail [m]	0.5	0.4	1.0	1.3	0.9	1.3
Avg. Stride Freq. [Hz]	2.3	1.8	2.4	2.2	2.5	2.4
Avg. Stride Length [m]	5.6	10.4	7.7	8.0	7.3	7.2



- [] Ranking at each section and finish
- .-.- No data available at this section
- NA No data available



Horse/Jockey Name	Gold Fever
Final Rank	2
Fastest Section Time (Section)	0:08.70 (Overall)
Top Speed [km/h] (Section)	69.0 (1000m)
Race State	Finished

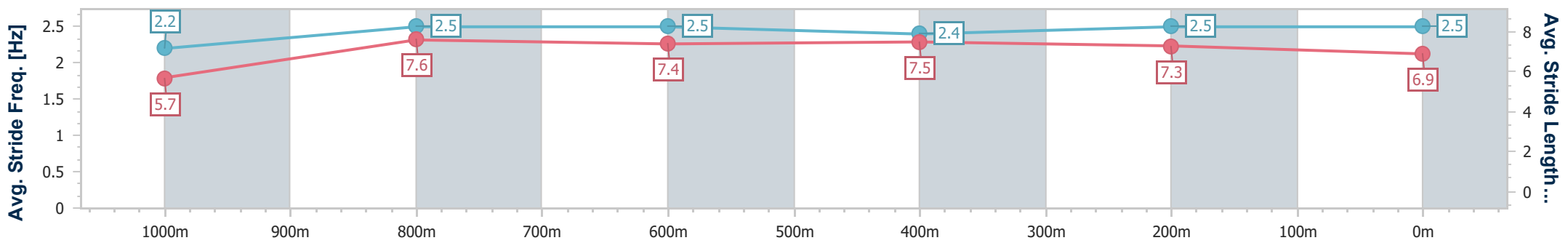
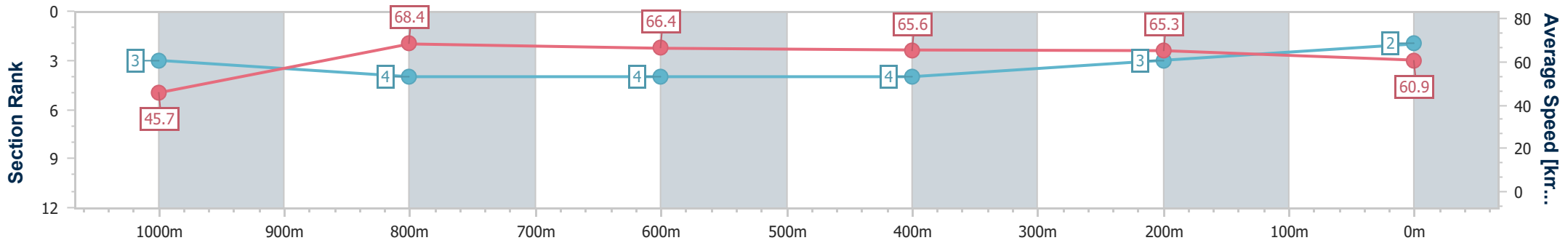


Doomben QLD Professional
Race 2: SOUTHS SPORTS CLUB Maiden Handicap - 1110m
 27 January 2025 - 14:12
 Track Rating: Good 4, Weather: Overcast, Rail Position: +7m Entire



BRISBANE
RACING CLUB

Section	Overall	1000m	800m	600m	400m	200m
Section Times	1:04.12 [2] (0:08.70)	0:55.42 [3] (0:10.50)	0:44.92 [4] (0:10.99)	0:33.93 [4] (0:11.07)	0:22.86 [4] (0:11.03)	0:11.83 [3] (0:11.83)
Average Speed [km/h]	45.7	68.4	66.4	65.6	65.3	60.9
Top Speed [km/h]	65.8	69.0	67.6	66.7	66.5	64.3
Avg. Dist. to Rail [m]	1.9	0.3	2.0	1.5	2.8	1.9
Avg. Stride Freq. [Hz]	2.2	2.5	2.5	2.4	2.5	2.5
Avg. Stride Length [m]	5.7	7.6	7.4	7.5	7.3	6.9



- [] Ranking at each section and finish
- .-.- No data available at this section
- NA No data available



Horse/Jockey Name	Warrior Head
Final Rank	2
Fastest Section Time (Section)	0:09.24 (Overall)
Top Speed [km/h] (Section)	69.8 (1000m)
Race State	Finished



Doomben QLD Professional

Race 2: SOUTHS SPORTS CLUB Maiden Handicap - 1110m

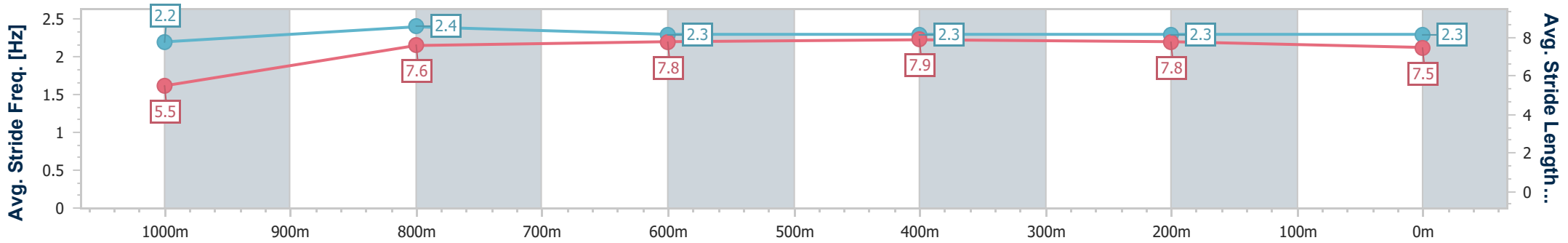
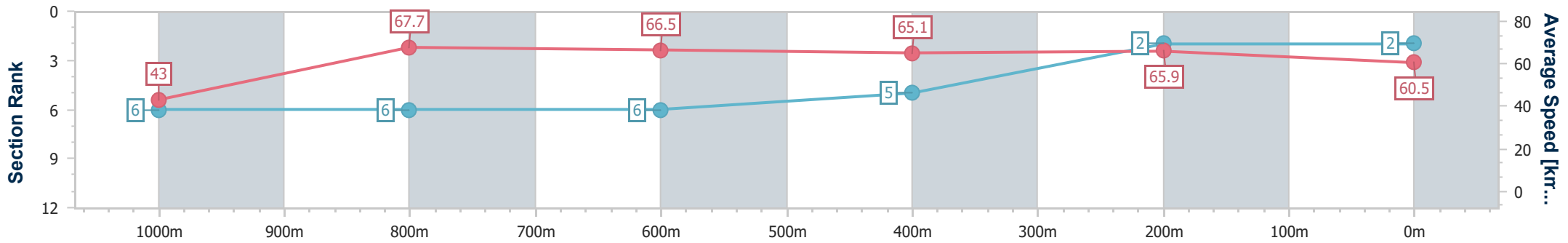
27 January 2025 - 14:12

Track Rating: Good 4, Weather: Overcast, Rail Position: +7m Entire



BRISBANE RACING CLUB

Section	Overall	1000m	800m	600m	400m	200m
Section Times	1:04.12 [2] (0:09.24)	0:54.88 [6] (0:10.59)	0:44.29 [6] (0:10.63)	0:33.66 [6] (0:10.83)	0:22.83 [5] (0:10.94)	0:11.89 [2] (0:11.89)
Average Speed [km/h]	43.0	67.7	66.5	65.1	65.9	60.5
Top Speed [km/h]	68.2	69.8	68.6	66.9	67.1	64.9
Avg. Dist. to Rail [m]	3.2	1.1	4.2	4.1	2.1	5.7
Avg. Stride Freq. [Hz]	2.2	2.4	2.3	2.3	2.3	2.3
Avg. Stride Length [m]	5.5	7.6	7.8	7.9	7.8	7.5



- [] Ranking at each section and finish
- .-.- No data available at this section
- NA No data available



Horse/Jockey Name	Final Voyage
Final Rank	4
Fastest Section Time (Section)	0:08.91 (Overall)
Top Speed [km/h] (Section)	68.5 (1000m)
Race State	Finished



Doomben QLD Professional

Race 2: SOUTHS SPORTS CLUB Maiden Handicap - 1110m

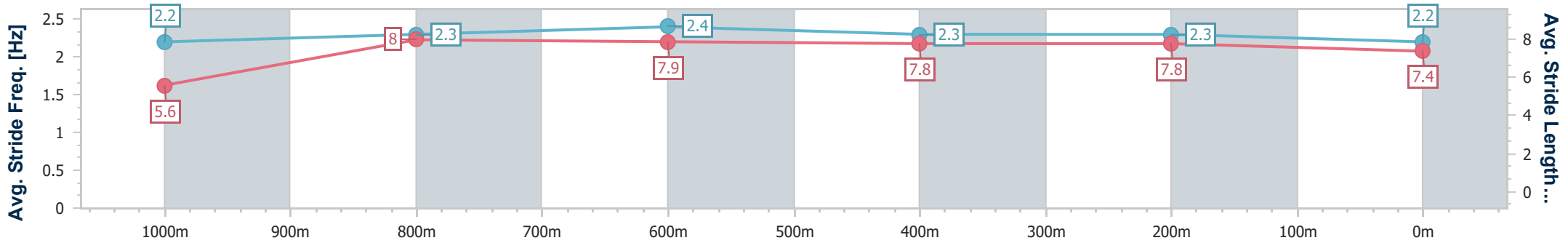
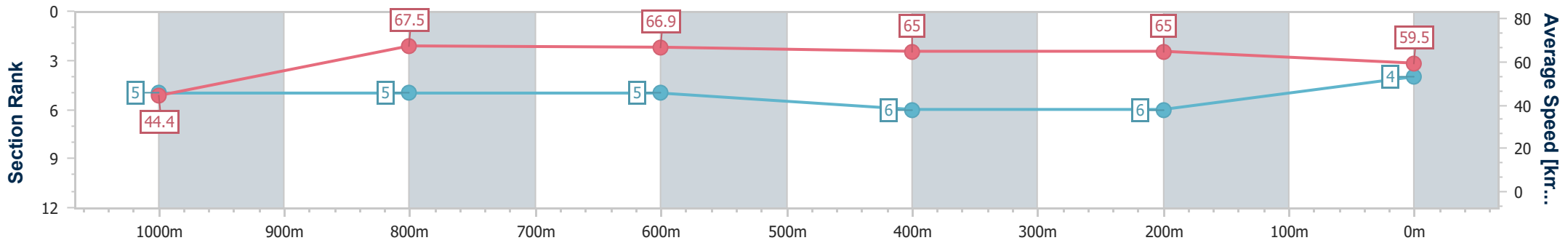
27 January 2025 - 14:12

Track Rating: Good 4, Weather: Overcast, Rail Position: +7m Entire



BRISBANE RACING CLUB

Section	Overall	1000m	800m	600m	400m	200m
Section Times	1:04.59 [4] (0:08.91)	0:55.68 [5] (0:10.69)	0:44.99 [5] (0:10.74)	0:34.25 [5] (0:11.12)	0:23.13 [6] (0:11.02)	0:12.11 [6] (0:12.11)
Average Speed [km/h]	44.4	67.5	66.9	65.0	65.0	59.5
Top Speed [km/h]	64.1	68.5	67.9	65.8	66.3	64.0
Avg. Dist. to Rail [m]	5.3	1.1	0.4	0.2	0.9	0.5
Avg. Stride Freq. [Hz]	2.2	2.3	2.4	2.3	2.3	2.2
Avg. Stride Length [m]	5.6	8.0	7.9	7.8	7.8	7.4



- [] Ranking at each section and finish
- .-.- No data available at this section
- NA No data available



Horse/Jockey Name	Blue Moves
Final Rank	5
Fastest Section Time (Section)	0:08.52 (Overall)
Top Speed [km/h] (Section)	70.8 (1000m)
Race State	Finished



Doomben QLD Professional

Race 2: SOUTHS SPORTS CLUB Maiden Handicap - 1110m

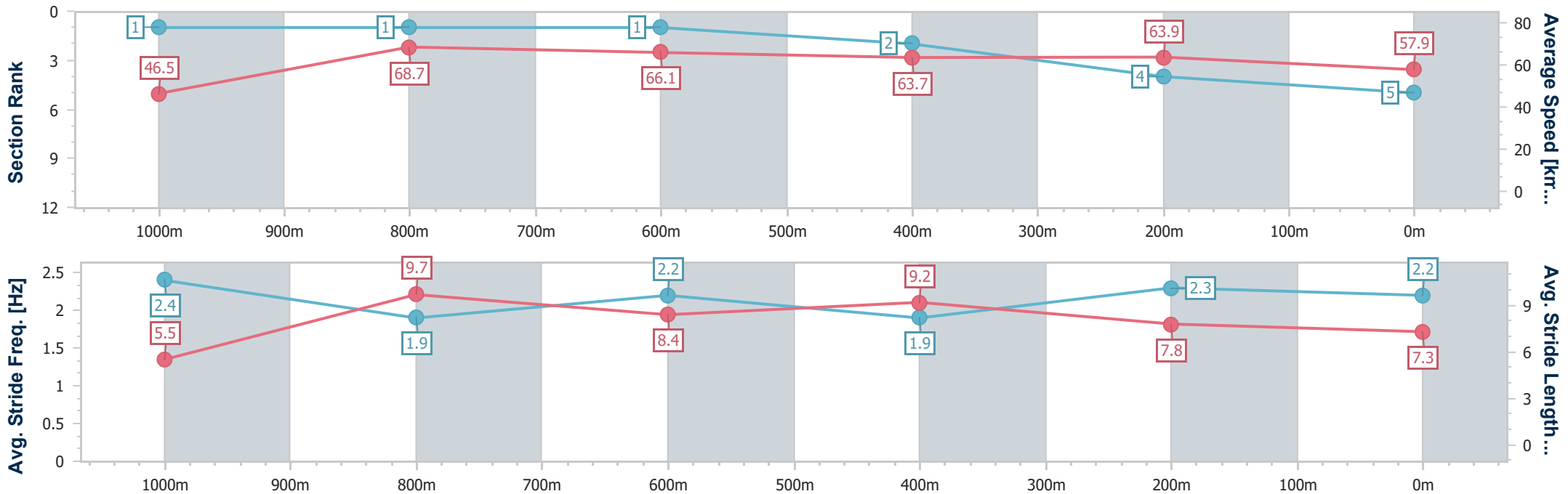
27 January 2025 - 14:12

Track Rating: Good 4, Weather: Overcast, Rail Position: +7m Entire



BRISBANE RACING CLUB

Section	Overall	1000m	800m	600m	400m	200m
Section Times	1:04.75 [5] (0:08.52)	0:56.23 [1] (0:10.47)	0:45.76 [1] (0:10.93)	0:34.83 [1] (0:11.21)	0:23.62 [2] (0:11.21)	0:12.41 [4] (0:12.41)
Average Speed [km/h]	46.5	68.7	66.1	63.7	63.9	57.9
Top Speed [km/h]	66.9	70.8	67.2	66.0	64.9	61.6
Avg. Dist. to Rail [m]	1.8	0.8	0.2	1.3	1.4	0.8
Avg. Stride Freq. [Hz]	2.4	1.9	2.2	1.9	2.3	2.2
Avg. Stride Length [m]	5.5	9.7	8.4	9.2	7.8	7.3



- [] Ranking at each section and finish
- .-.- No data available at this section
- NA No data available



Horse/Jockey Name	Deep Dawn
Final Rank	6
Fastest Section Time (Section)	0:08.70 (Overall)
Top Speed [km/h] (Section)	70.2 (1000m)
Race State	Finished



Doomben QLD Professional

Race 2: SOUTHS SPORTS CLUB Maiden Handicap - 1110m

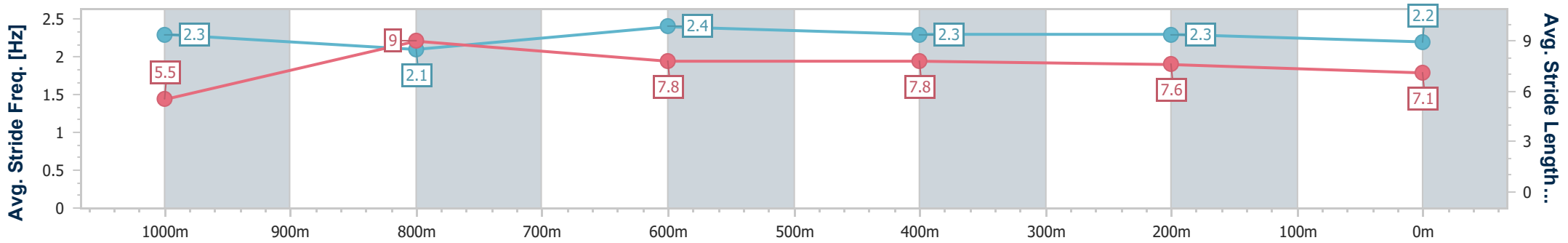
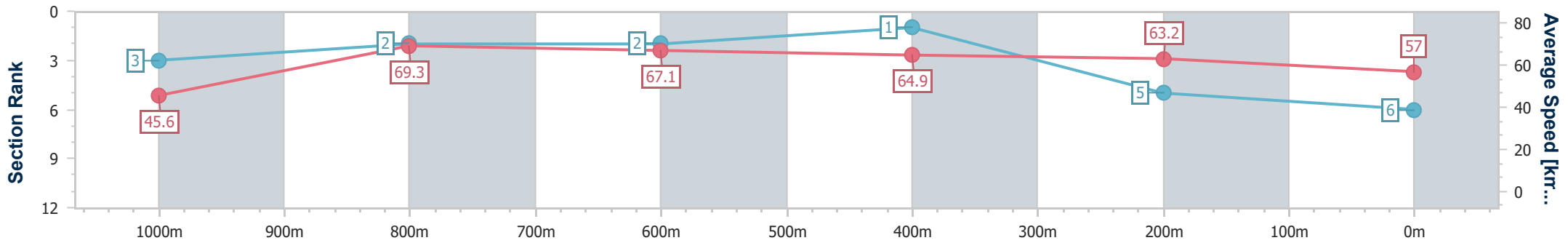
27 January 2025 - 14:12

Track Rating: Good 4, Weather: Overcast, Rail Position: +7m Entire



BRISBANE RACING CLUB

Section	Overall	1000m	800m	600m	400m	200m
Section Times	1:04.99 [6] (0:08.70)	0:56.29 [3] (0:10.45)	0:45.84 [2] (0:10.80)	0:35.04 [2] (0:11.07)	0:23.97 [1] (0:11.38)	0:12.59 [5] (0:12.59)
Average Speed [km/h]	45.6	69.3	67.1	64.9	63.2	57.0
Top Speed [km/h]	68.0	70.2	69.0	65.9	64.5	60.7
Avg. Dist. to Rail [m]	4.0	2.5	1.1	0.6	0.7	0.3
Avg. Stride Freq. [Hz]	2.3	2.1	2.4	2.3	2.3	2.2
Avg. Stride Length [m]	5.5	9.0	7.8	7.8	7.6	7.1



- [] Ranking at each section and finish
- .-.- No data available at this section
- NA No data available