



Doomben QLD Professional

Race 1: BECOME A BRC MEMBER Maiden Plate - 2040m

27 January 2025 - 13:36



BRISBANE
RACING CLUB

Track Rating: Good 4, Weather: Overcast, Rail Position: +7m Entire

Section		Overall	1800m	1600m	1400m	1200m	1000m	800m	Last 600m				
Field Times		2:07.74 (0:16.57)	1:51.17 (0:11.74)	1:39.43 (0:12.78)	1:26.65 (0:12.92)	1:13.73 (0:12.96)	1:00.77 (0:12.72)	0:48.05 (0:12.37)	0:35.68				
Rank	TAB Horse/Jockey	Barrier	Top Speed [km/h]	Fastest Section	Distance Travelled [m]								
1	12 ALECIA Angela Jones	9	63.5 Overall	0:11.72 400m	2:07.74 [1] (0:16.57)	1:51.17 [1] (0:11.74)	1:39.43 [1] (0:12.78)	1:26.65 [1] (0:13.21)	1:13.44 [2] (0:12.84)	1:00.60 [2] (0:12.76)	0:47.84 [2] (0:12.42)	0:35.42	
2	2 BRIEF SPIRIT Justin Huxtable	4	63.4 200m	0:11.61 400m	2:08.40 [2] (0:17.19)	1:51.21 [7] (0:12.34)	1:38.87 [8] (0:12.78)	1:26.09 [9] (0:13.11)	1:12.98 [10] (0:12.64)	1:00.34 [9] (0:12.75)	0:47.59 [10] (0:12.29)	0:35.30	+12
3	14 WIMOWEH Michael Cahill	1	63.0 400m	0:11.55 400m	2:08.41 [3] (0:17.10)	1:51.31 [6] (0:12.26)	1:39.05 [5] (0:12.61)	1:26.44 [5] (0:13.05)	1:13.39 [6] (0:12.82)	1:00.57 [7] (0:12.57)	0:48.00 [6] (0:12.41)	0:35.59	+7
4	11 ZONTO WILBERFORCE Justin Stanley	2	62.9 400m	0:11.62 400m	2:08.61 [4] (0:17.53)	1:51.08 [10] (0:11.99)	1:39.09 [7] (0:12.63)	1:26.46 [7] (0:12.96)	1:13.50 [8] (0:12.70)	1:00.80 [6] (0:12.71)	0:48.09 [7] (0:12.34)	0:35.75	+6
5	4 SUCH A DUDE Courtney Bellamy	8	62.9 400m	0:11.65 400m	2:08.66 [5] (0:17.71)	1:50.95 [11] (0:12.31)	1:38.64 [11] (0:12.71)	1:25.93 [11] (0:12.85)	1:13.08 [11] (0:12.73)	1:00.35 [11] (0:12.69)	0:47.66 [11] (0:12.29)	0:35.37	+9
6	7 BETTER BELIEVE IT Georgina Cartwright	12	64.5 Overall	0:11.95 1800m	2:08.67 [6] (0:16.69)	1:51.98 [2] (0:11.95)	1:40.03 [2] (0:12.51)	1:27.52 [2] (0:12.86)	1:14.66 [1] (0:12.96)	1:01.70 [1] (0:12.72)	0:48.98 [1] (0:12.37)	0:36.61	-6
7	9 MISS DYNAMO Cody Collis	5	62.3 400m	0:11.74 400m	2:08.68 [7] (0:17.49)	1:51.19 [8] (0:12.27)	1:38.92 [9] (0:12.49)	1:26.43 [8] (0:12.79)	1:13.64 [7] (0:12.86)	1:00.78 [8] (0:12.80)	0:47.98 [8] (0:12.13)	0:35.85	-1
8	8 CAESAR CAKE Jake Bayliss	10	64.5 400m	0:11.56 400m	2:08.71 [8] (0:17.91)	1:50.80 [12] (0:12.26)	1:38.54 [12] (0:12.61)	1:25.93 [12] (0:13.01)	1:12.92 [12] (0:12.73)	1:00.19 [12] (0:12.61)	0:47.58 [12] (0:12.07)	0:35.51	+7
9	6 TRUSTY BANDIT Chris Meehan	6	63.1 400m	0:11.72 400m	2:08.91 [9] (0:17.51)	1:51.40 [9] (0:12.29)	1:39.11 [10] (0:12.69)	1:26.42 [10] (0:12.83)	1:13.59 [9] (0:12.81)	1:00.78 [10] (0:12.57)	0:48.21 [8] (0:12.26)	0:35.95	+1
10	5 ZALATORIS Jason Taylor	11	64.6 Overall	0:12.16 600m	2:09.83 [10] (0:16.76)	1:53.07 [3] (0:12.22)	1:40.85 [3] (0:12.74)	1:28.11 [4] (0:12.90)	1:15.21 [4] (0:12.64)	1:02.57 [3] (0:12.68)	0:49.89 [3] (0:12.43)	0:37.46	+9

Scratched: Snippet Bobbins (#3), Justanother Hungee (#13)

[] Ranking at each section and finish
 -:-:- No data available at this section
 NA No data available

SCN Saddle cloth number
 DNF Did not finish
 DNT Did not track



Doomben QLD Professional

Race 1: BECOME A BRC MEMBER Maiden Plate - 2040m

27 January 2025 - 13:36



BRISBANE
RACING CLUB

Track Rating: Good 4, Weather: Overcast, Rail Position: +7m Entire

Section		Overall	1800m	1600m	1400m	1200m	1000m	800m	Last 600m
Field Times		2:07.74 (0:16.57)	1:51.17 (0:11.74)	1:39.43 (0:12.78)	1:26.65 (0:12.92)	1:13.73 (0:12.96)	1:00.77 (0:12.72)	0:48.05 (0:12.37)	0:35.68

Rank	TAB	Horse/Jockey	Barrier	Top Speed [km/h]	Fastest Section	Overall	1800m	1600m	1400m	1200m	1000m	800m	Last 600m	Distance Travelled [m]
11	1	BARGARA BOUND Michael Rodd	7	61.1	0:12.26 400m	2:10.13 [11] (0:17.07)	1:53.06 [5] (0:12.37)	1:40.69 [6] (0:12.65)	1:28.04 [6] (0:12.73)	1:15.31 [5] (0:12.73)	1:02.58 [5] (0:12.63)	0:49.95 [5] (0:12.45)	0:37.50	+4
12	10	SACRED SHIKOBA Wayne O'Connell	3	62.8	0:12.09 600m	2:11.15 [12] (0:16.90)	1:54.25 [4] (0:12.10)	1:42.15 [4] (0:12.58)	1:29.57 [3] (0:13.01)	1:16.56 [3] (0:12.81)	1:03.75 [4] (0:12.73)	0:51.02 [4] (0:12.41)	0:38.61	+2

Scratched: Snippet Bobbins (#3), Justanother Hungee (#13)

[] Ranking at each section and finish
 -:-:-:- No data available at this section
 NA No data available

SCN Saddle cloth number
 DNF Did not finish
 DNT Did not track



Doomben QLD Professional

Race 1: BECOME A BRC MEMBER Maiden Plate - 2040m

27 January 2025 - 13:36



BRISBANE
RACING CLUB

Track Rating: Good 4, Weather: Overcast, Rail Position: +7m Entire

Section				600m	400m	200m			Last 600m	
Field Times				0:35.68 (0:12.03)	0:23.65 (0:11.78)	0:11.87 (0:11.87)			0:35.68	
Rank	TAB	Horse/Jockey	Barrier	Top Speed [km/h]	Fastest Section	Margin			Distance Travelled [m]	
1	12	ALECIA Angela Jones	9	63.5 Overall	0:11.72 400m	0:35.42 [2] (0:11.83)	0:23.59 [2] (0:11.72)	0:11.87 [1] (0:11.87)	2:07.74	0:35.42
2	2	BRIEF SPIRIT Justin Huxtable	4	63.4 200m	0:11.61 400m	0:35.30 [10] (0:11.83)	0:23.47 [9] (0:11.61)	0:11.86 [6] (0:11.86)	3.85L	0:35.30 +12
3	14	WIMOWEH Michael Cahill	1	63.0 400m	0:11.55 400m	0:35.59 [6] (0:11.82)	0:23.77 [5] (0:11.55)	0:12.22 [3] (0:12.22)	3.91L	0:35.59 +7
4	11	ZONTO WILBERFORCE Justin Stanley	2	62.9 400m	0:11.62 400m	0:35.75 [8] (0:11.85)	0:23.90 [6] (0:11.62)	0:12.28 [4] (0:12.28)	5.13L	0:35.75 +6
5	4	SUCH A DUDE Courtney Bellamy	8	62.9 400m	0:11.65 400m	0:35.37 [12] (0:11.78)	0:23.59 [11] (0:11.65)	0:11.94 [9] (0:11.94)	5.4L	0:35.37 +9
6	7	BETTER BELIEVE IT Georgina Cartwright	12	64.5 Overall	0:11.95 1800m	0:36.61 [1] (0:12.03)	0:24.58 [1] (0:12.02)	0:12.56 [2] (0:12.56)	5.44L	0:36.61 -6
7	9	MISS DYNAMO Cody Collis	5	62.3 400m	0:11.74 400m	0:35.85 [7] (0:12.09)	0:23.76 [8] (0:11.74)	0:12.02 [8] (0:12.02)	5.53L	0:35.85 -1
8	8	CAESAR CAKE Jake Bayliss	10	64.5 400m	0:11.56 400m	0:35.51 [11] (0:11.89)	0:23.62 [12] (0:11.56)	0:12.06 [7] (0:12.06)	5.67L	0:35.51 +7
9	6	TRUSTY BANDIT Chris Meehan	6	63.1 400m	0:11.72 400m	0:35.95 [9] (0:11.85)	0:24.10 [7] (0:11.72)	0:12.38 [5] (0:12.38)	6.9L	0:35.95 +1
10	5	ZALATORIS Jason Taylor	11	64.6 Overall	0:12.16 600m	0:37.46 [3] (0:12.16)	0:25.30 [3] (0:12.23)	0:13.07 [10] (0:13.07)	12.31L	0:37.46 +9

Scratched: Snippet Bobbins (#3), Justanother Hungee (#13)

[] Ranking at each section and finish
 -:-:- No data available at this section
 NA No data available

SCN Saddle cloth number
 DNF Did not finish
 DNT Did not track



Doomben QLD Professional

Race 1: BECOME A BRC MEMBER Maiden Plate - 2040m

27 January 2025 - 13:36



BRISBANE
RACING CLUB

Track Rating: Good 4, Weather: Overcast, Rail Position: +7m Entire

Section		600m	400m	200m				Last 600m		
Field Times		0:35.68 (0:12.03)	0:23.65 (0:11.78)	0:11.87 (0:11.87)				0:35.68		
Rank	TAB Horse/Jockey	Barrier	Top Speed [km/h]	Fastest Section	Margin			Distance Travelled [m]		
11	1 BARGARA BOUND Michael Rodd	7	61.1 Overall	0:12.26 400m	0:37.50 [5] (0:12.40)	0:25.10 [10] (0:12.26)	0:12.84 [12] (0:12.84)	14.06L	0:37.50	+4
12	10 SACRED SHIKOBA Wayne O'Connell	3	62.8 Overall	0:12.09 600m	0:38.61 [4] (0:12.09)	0:26.52 [4] (0:12.50)	0:14.02 [11] (0:14.02)	20.04L	0:38.61	+2

Scratched: Snippet Bobbins (#3), Justanother Hungee (#13)



Horse/Jockey Name	Alecia
Final Rank	1
Fastest Section Time (Section)	0:11.72 (400m)
Top Speed [km/h] (Section)	63.5 (Overall)
Race State	Finished



Doomben QLD Professional

Race 1: BECOME A BRC MEMBER Maiden Plate - 2040m

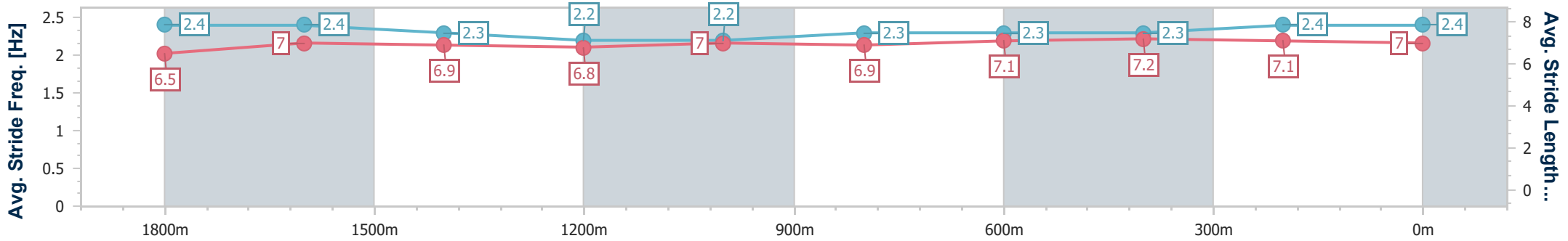
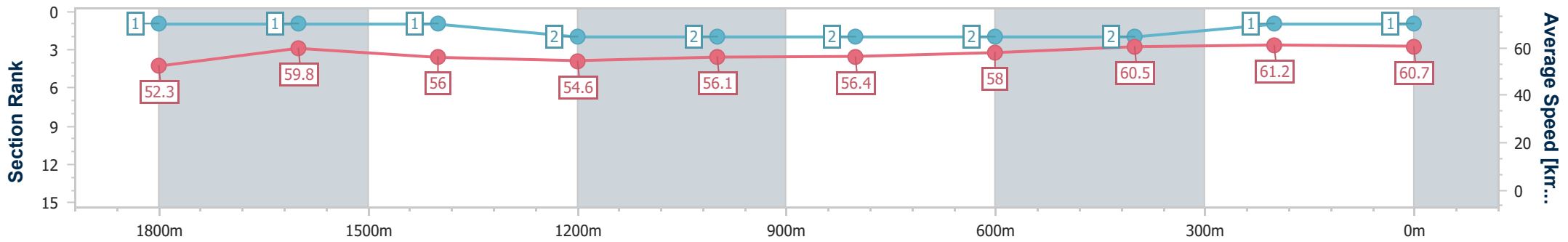
27 January 2025 - 13:36

Track Rating: Good 4, Weather: Overcast, Rail Position: +7m Entire



BRISBANE RACING CLUB

Section	Overall	1800m	1600m	1400m	1200m	1000m	800m	600m	400m	200m
Section Times	2:07.74 [1] (0:16.57)	1:51.17 [1] (0:11.74)	1:39.43 [1] (0:12.78)	1:26.65 [1] (0:13.21)	1:13.44 [2] (0:12.84)	1:00.60 [2] (0:12.76)	0:47.84 [2] (0:12.42)	0:35.42 [2] (0:11.83)	0:23.59 [2] (0:11.72)	0:11.87 [1] (0:11.87)
Average Speed [km/h]	52.3	59.8	56.0	54.6	56.1	56.4	58.0	60.5	61.2	60.7
Top Speed [km/h]	63.5	63.2	57.8	55.6	56.7	57.2	59.6	61.2	62.9	62.9
Avg. Dist. to Rail [m]	3.7	3.5	1.7	0.5	0.4	0.4	0.2	1.0	1.1	1.7
Avg. Stride Freq. [Hz]	2.4	2.4	2.3	2.2	2.2	2.3	2.3	2.3	2.4	2.4
Avg. Stride Length [m]	6.5	7.0	6.9	6.8	7.0	6.9	7.1	7.2	7.1	7.0



- [] Ranking at each section and finish
- .-.- No data available at this section
- NA No data available



Horse/Jockey Name	Brief Spirit
Final Rank	2
Fastest Section Time (Section)	0:11.61 (400m)
Top Speed [km/h] (Section)	63.4 (200m)
Race State	Finished



Doomben QLD Professional

Race 1: BECOME A BRC MEMBER Maiden Plate - 2040m

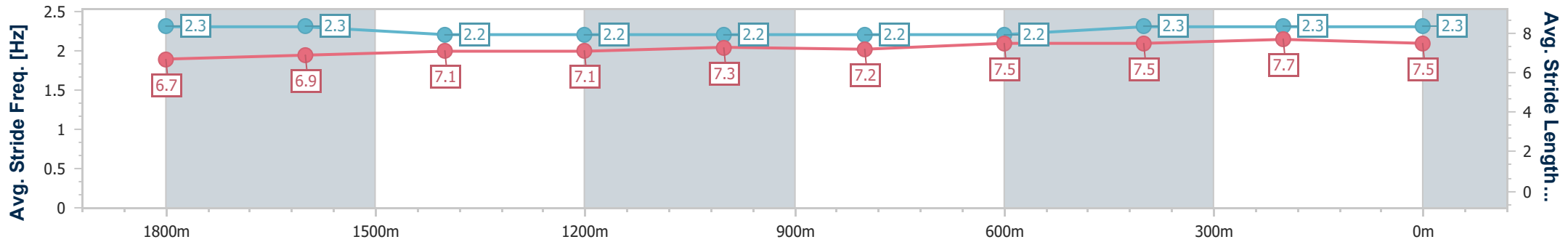
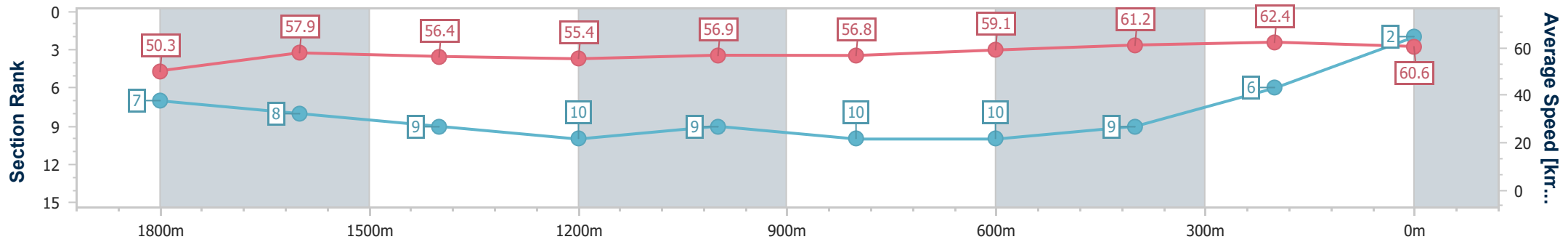
27 January 2025 - 13:36

Track Rating: Good 4, Weather: Overcast, Rail Position: +7m Entire



BRISBANE RACING CLUB

Section	Overall	1800m	1600m	1400m	1200m	1000m	800m	600m	400m	200m
Section Times	2:08.40 [2] (0:17.19)	1:51.21 [7] (0:12.34)	1:38.87 [8] (0:12.78)	1:26.09 [9] (0:13.11)	1:12.98 [10] (0:12.64)	1:00.34 [9] (0:12.75)	0:47.59 [10] (0:12.29)	0:35.30 [10] (0:11.83)	0:23.47 [9] (0:11.61)	0:11.86 [6] (0:11.86)
Average Speed [km/h]	50.3	57.9	56.4	55.4	56.9	56.8	59.1	61.2	62.4	60.6
Top Speed [km/h]	60.9	59.9	57.2	56.4	57.4	58.0	61.6	61.7	63.3	63.4
Avg. Dist. to Rail [m]	1.5	1.0	0.6	1.6	2.0	2.0	1.7	1.1	4.2	4.9
Avg. Stride Freq. [Hz]	2.3	2.3	2.2	2.2	2.2	2.2	2.2	2.3	2.3	2.3
Avg. Stride Length [m]	6.7	6.9	7.1	7.1	7.3	7.2	7.5	7.5	7.7	7.5



- [] Ranking at each section and finish
- .-.- No data available at this section
- NA No data available



Horse/Jockey Name	Wimoweh
Final Rank	3
Fastest Section Time (Section)	0:11.55 (400m)
Top Speed [km/h] (Section)	63.0 (400m)
Race State	Finished



Doomben QLD Professional

Race 1: BECOME A BRC MEMBER Maiden Plate - 2040m

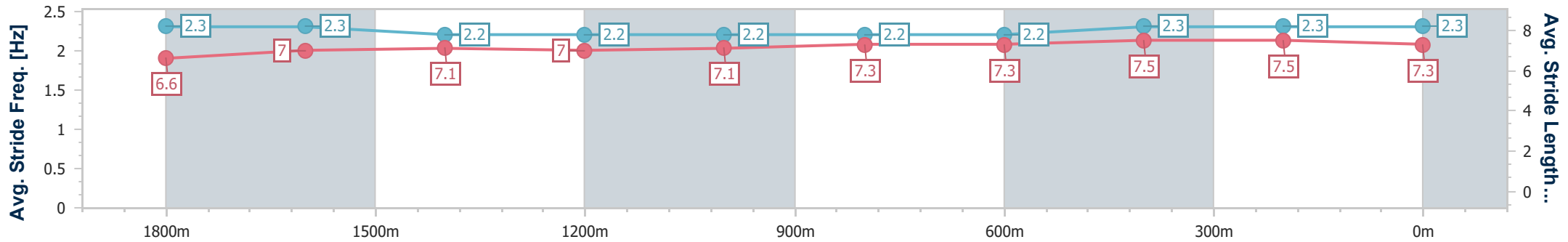
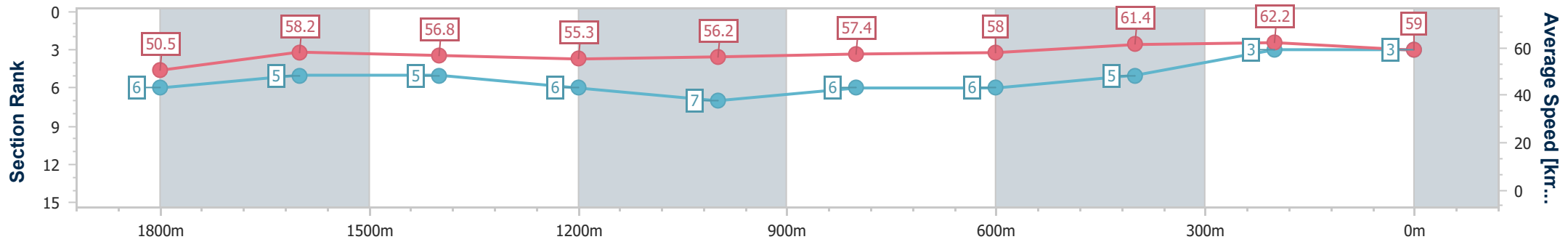
27 January 2025 - 13:36

Track Rating: Good 4, Weather: Overcast, Rail Position: +7m Entire



BRISBANE RACING CLUB

Section	Overall	1800m	1600m	1400m	1200m	1000m	800m	600m	400m	200m
Section Times	2:08.41 [3] (0:17.10)	1:51.31 [6] (0:12.26)	1:39.05 [5] (0:12.61)	1:26.44 [5] (0:13.05)	1:13.39 [6] (0:12.82)	1:00.57 [7] (0:12.57)	0:48.00 [6] (0:12.41)	0:35.59 [6] (0:11.82)	0:23.77 [5] (0:11.55)	0:12.22 [3] (0:12.22)
Average Speed [km/h]	50.5	58.2	56.8	55.3	56.2	57.4	58.0	61.4	62.2	59.0
Top Speed [km/h]	60.6	60.4	57.8	57.0	57.0	57.9	60.3	61.7	63.0	61.7
Avg. Dist. to Rail [m]	2.8	1.9	1.6	1.0	1.1	0.4	0.6	1.3	0.7	1.0
Avg. Stride Freq. [Hz]	2.3	2.3	2.2	2.2	2.2	2.2	2.2	2.3	2.3	2.3
Avg. Stride Length [m]	6.6	7.0	7.1	7.0	7.1	7.3	7.3	7.5	7.5	7.3



- [] Ranking at each section and finish
- .-.- No data available at this section
- NA No data available



Horse/Jockey Name	Zonto Wilberforce
Final Rank	4
Fastest Section Time (Section)	0:11.62 (400m)
Top Speed [km/h] (Section)	62.9 (400m)
Race State	Finished



Doomben QLD Professional

Race 1: BECOME A BRC MEMBER Maiden Plate - 2040m

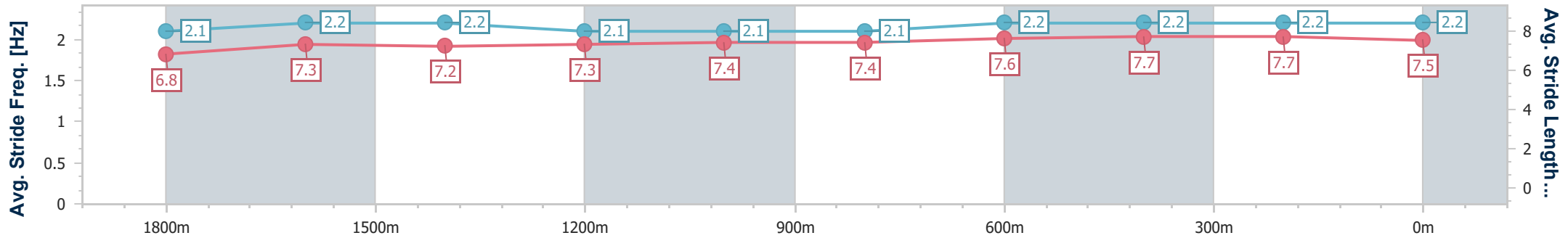
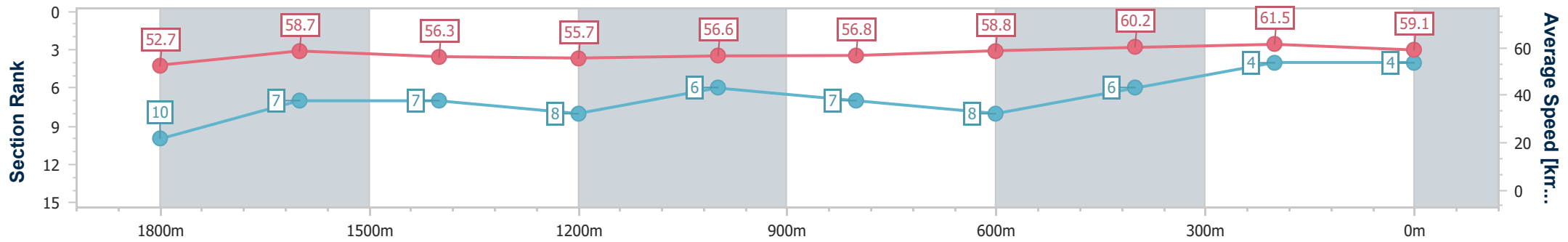
27 January 2025 - 13:36

Track Rating: Good 4, Weather: Overcast, Rail Position: +7m Entire



BRISBANE RACING CLUB

Section	Overall	1800m	1600m	1400m	1200m	1000m	800m	600m	400m	200m
Section Times	2:08.61 [4] (0:17.53)	1:51.08 [10] (0:11.99)	1:39.09 [7] (0:12.63)	1:26.46 [7] (0:12.96)	1:13.50 [8] (0:12.70)	1:00.80 [6] (0:12.71)	0:48.09 [7] (0:12.34)	0:35.75 [8] (0:11.85)	0:23.90 [6] (0:11.62)	0:12.28 [4] (0:12.28)
Average Speed [km/h]	52.7	58.7	56.3	55.7	56.6	56.8	58.8	60.2	61.5	59.1
Top Speed [km/h]	59.9	60.8	59.0	57.1	57.4	57.6	59.5	61.5	62.9	62.7
Avg. Dist. to Rail [m]	2.0	3.0	1.9	0.8	2.2	2.6	2.3	0.5	0.8	1.1
Avg. Stride Freq. [Hz]	2.1	2.2	2.2	2.1	2.1	2.1	2.2	2.2	2.2	2.2
Avg. Stride Length [m]	6.8	7.3	7.2	7.3	7.4	7.4	7.6	7.7	7.7	7.5



- [] Ranking at each section and finish
- .-.- No data available at this section
- NA No data available



Horse/Jockey Name	Such A Dude
Final Rank	5
Fastest Section Time (Section)	0:11.65 (400m)
Top Speed [km/h] (Section)	62.9 (400m)
Race State	Finished



Doomben QLD Professional

Race 1: BECOME A BRC MEMBER Maiden Plate - 2040m

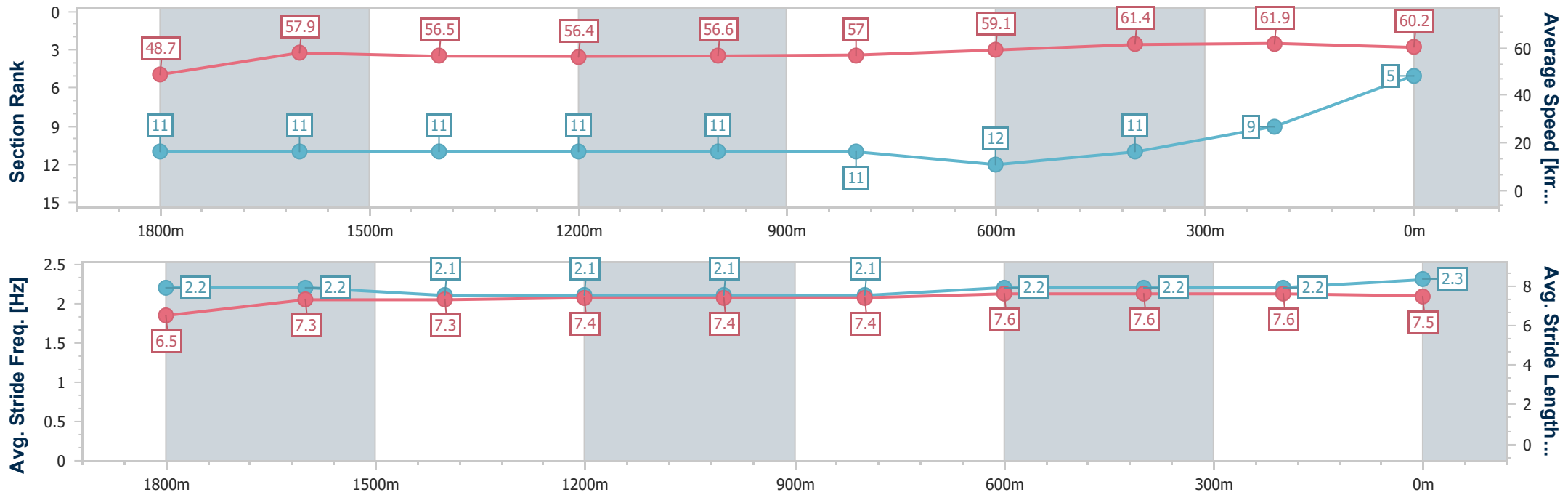
27 January 2025 - 13:36

Track Rating: Good 4, Weather: Overcast, Rail Position: +7m Entire



BRISBANE RACING CLUB

Section	Overall	1800m	1600m	1400m	1200m	1000m	800m	600m	400m	200m
Section Times	2:08.66 [5] (0:17.71)	1:50.95 [11] (0:12.31)	1:38.64 [11] (0:12.71)	1:25.93 [11] (0:12.85)	1:13.08 [11] (0:12.73)	1:00.35 [11] (0:12.69)	0:47.66 [11] (0:12.29)	0:35.37 [12] (0:11.78)	0:23.59 [11] (0:11.65)	0:11.94 [9] (0:11.94)
Average Speed [km/h]	48.7	57.9	56.5	56.4	56.6	57.0	59.1	61.4	61.9	60.2
Top Speed [km/h]	61.1	58.7	57.3	57.4	57.9	58.3	61.2	62.7	62.9	61.5
Avg. Dist. to Rail [m]	2.7	2.1	0.5	1.0	1.2	1.5	1.9	0.7	1.8	1.6
Avg. Stride Freq. [Hz]	2.2	2.2	2.1	2.1	2.1	2.1	2.2	2.2	2.2	2.3
Avg. Stride Length [m]	6.5	7.3	7.3	7.4	7.4	7.4	7.6	7.6	7.6	7.5



- [] Ranking at each section and finish
- .-.- No data available at this section
- NA No data available



Horse/Jockey Name	Better Believe It
Final Rank	6
Fastest Section Time (Section)	0:11.95 (1800m)
Top Speed [km/h] (Section)	64.5 (Overall)
Race State	Finished



Doomben QLD Professional

Race 1: BECOME A BRC MEMBER Maiden Plate - 2040m

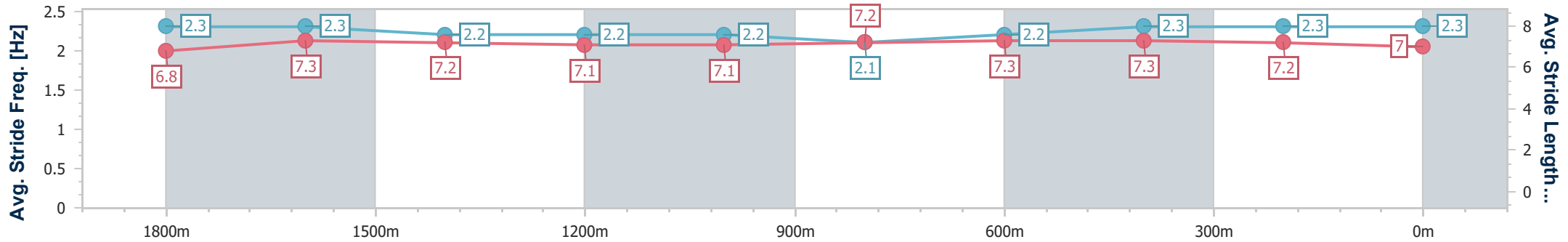
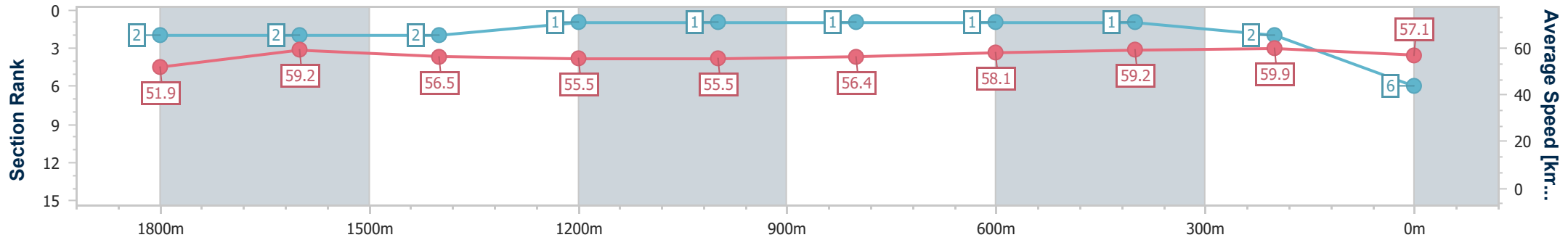
27 January 2025 - 13:36

Track Rating: Good 4, Weather: Overcast, Rail Position: +7m Entire



BRISBANE RACING CLUB

Section	Overall	1800m	1600m	1400m	1200m	1000m	800m	600m	400m	200m
Section Times	2:08.67 [6] (0:16.69)	1:51.98 [2] (0:11.95)	1:40.03 [2] (0:12.51)	1:27.52 [2] (0:12.86)	1:14.66 [1] (0:12.96)	1:01.70 [1] (0:12.72)	0:48.98 [1] (0:12.37)	0:36.61 [1] (0:12.03)	0:24.58 [1] (0:12.02)	0:12.56 [2] (0:12.56)
Average Speed [km/h]	51.9	59.2	56.5	55.5	55.5	56.4	58.1	59.2	59.9	57.1
Top Speed [km/h]	64.5	62.8	57.4	56.8	56.1	57.6	59.6	59.9	60.6	59.3
Avg. Dist. to Rail [m]	6.5	2.7	4.4	2.0	0.3	1.0	0.7	1.4	1.6	3.3
Avg. Stride Freq. [Hz]	2.3	2.3	2.2	2.2	2.2	2.1	2.2	2.3	2.3	2.3
Avg. Stride Length [m]	6.8	7.3	7.2	7.1	7.1	7.2	7.3	7.3	7.2	7.0



- [] Ranking at each section and finish
- .-.- No data available at this section
- NA No data available



Horse/Jockey Name	Miss Dynamo
Final Rank	7
Fastest Section Time (Section)	0:11.74 (400m)
Top Speed [km/h] (Section)	62.3 (400m)
Race State	Finished



Doomben QLD Professional

Race 1: BECOME A BRC MEMBER Maiden Plate - 2040m

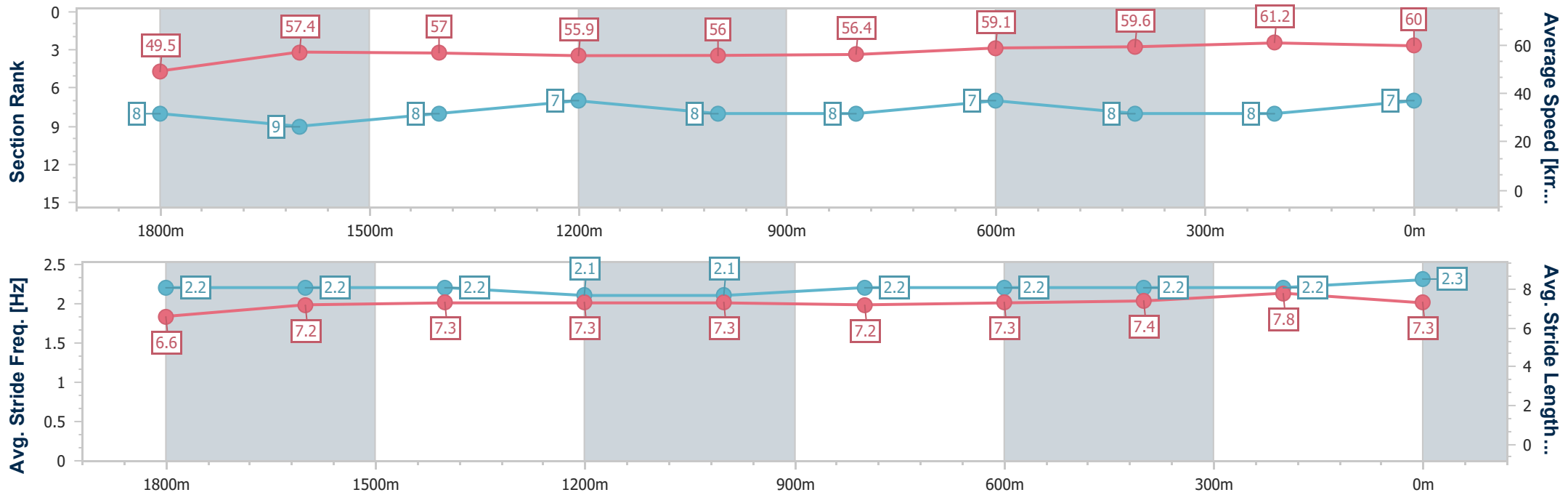
27 January 2025 - 13:36

Track Rating: Good 4, Weather: Overcast, Rail Position: +7m Entire



BRISBANE RACING CLUB

Section	Overall	1800m	1600m	1400m	1200m	1000m	800m	600m	400m	200m
Section Times	2:08.68 [7] (0:17.49)	1:51.19 [8] (0:12.27)	1:38.92 [9] (0:12.49)	1:26.43 [8] (0:12.79)	1:13.64 [7] (0:12.86)	1:00.78 [8] (0:12.80)	0:47.98 [8] (0:12.13)	0:35.85 [7] (0:12.09)	0:23.76 [8] (0:11.74)	0:12.02 [8] (0:12.02)
Average Speed [km/h]	49.5	57.4	57.0	55.9	56.0	56.4	59.1	59.6	61.2	60.0
Top Speed [km/h]	60.6	58.0	58.0	56.5	56.4	57.9	59.9	60.5	62.3	61.9
Avg. Dist. to Rail [m]	1.8	3.3	3.4	1.3	0.7	1.1	0.4	0.4	2.8	7.0
Avg. Stride Freq. [Hz]	2.2	2.2	2.2	2.1	2.1	2.2	2.2	2.2	2.2	2.3
Avg. Stride Length [m]	6.6	7.2	7.3	7.3	7.3	7.2	7.3	7.4	7.8	7.3



- [] Ranking at each section and finish
- .-.- No data available at this section
- NA No data available



Horse/Jockey Name	Caesar Cake
Final Rank	8
Fastest Section Time (Section)	0:11.56 (400m)
Top Speed [km/h] (Section)	64.5 (400m)
Race State	Finished



Doomben QLD Professional

Race 1: BECOME A BRC MEMBER Maiden Plate - 2040m

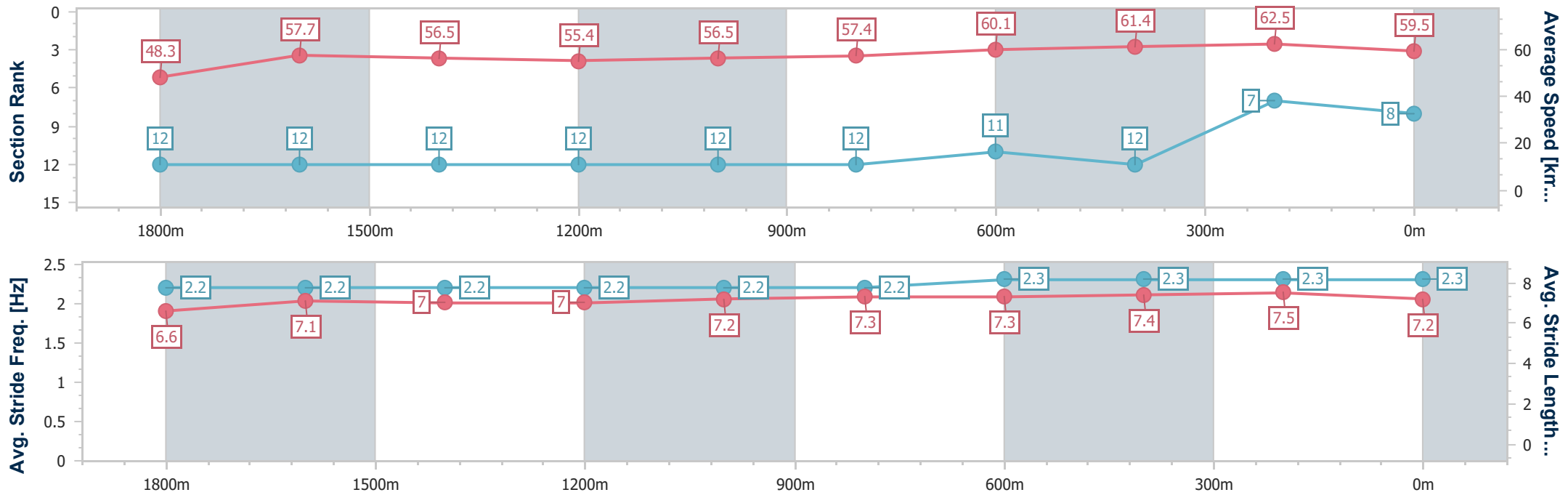
27 January 2025 - 13:36

Track Rating: Good 4, Weather: Overcast, Rail Position: +7m Entire



BRISBANE RACING CLUB

Section	Overall	1800m	1600m	1400m	1200m	1000m	800m	600m	400m	200m
Section Times	2:08.71 [8] (0:17.91)	1:50.80 [12] (0:12.26)	1:38.54 [12] (0:12.61)	1:25.93 [12] (0:13.01)	1:12.92 [12] (0:12.73)	1:00.19 [12] (0:12.61)	0:47.58 [12] (0:12.07)	0:35.51 [11] (0:11.89)	0:23.62 [12] (0:11.56)	0:12.06 [7] (0:12.06)
Average Speed [km/h]	48.3	57.7	56.5	55.4	56.5	57.4	60.1	61.4	62.5	59.5
Top Speed [km/h]	60.3	59.5	57.2	56.4	57.7	58.6	62.3	62.4	64.5	62.0
Avg. Dist. to Rail [m]	3.5	3.0	1.8	0.4	1.0	1.4	2.5	1.9	3.0	5.4
Avg. Stride Freq. [Hz]	2.2	2.2	2.2	2.2	2.2	2.2	2.3	2.3	2.3	2.3
Avg. Stride Length [m]	6.6	7.1	7.0	7.0	7.2	7.3	7.3	7.4	7.5	7.2



- [] Ranking at each section and finish
- .-.- No data available at this section
- NA No data available



Horse/Jockey Name	Trusty Bandit
Final Rank	9
Fastest Section Time (Section)	0:11.72 (400m)
Top Speed [km/h] (Section)	63.1 (400m)
Race State	Finished



Doomben QLD Professional

Race 1: BECOME A BRC MEMBER Maiden Plate - 2040m

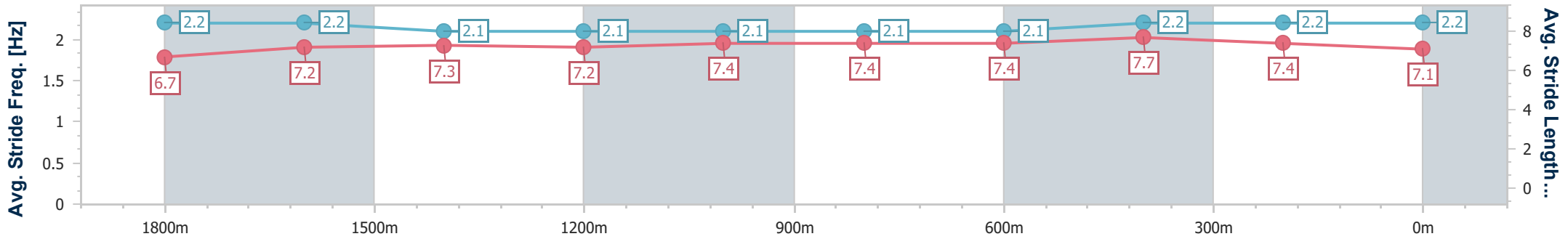
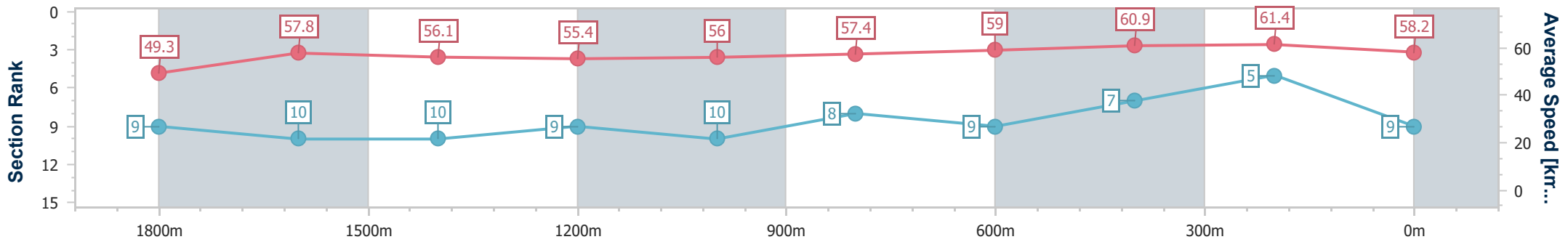
27 January 2025 - 13:36

Track Rating: Good 4, Weather: Overcast, Rail Position: +7m Entire



BRISBANE RACING CLUB

Section	Overall	1800m	1600m	1400m	1200m	1000m	800m	600m	400m	200m
Section Times	2:08.91 [9] (0:17.51)	1:51.40 [9] (0:12.29)	1:39.11 [10] (0:12.69)	1:26.42 [10] (0:12.83)	1:13.59 [9] (0:12.81)	1:00.78 [10] (0:12.57)	0:48.21 [8] (0:12.26)	0:35.95 [9] (0:11.85)	0:24.10 [7] (0:11.72)	0:12.38 [5] (0:12.38)
Average Speed [km/h]	49.3	57.8	56.1	55.4	56.0	57.4	59.0	60.9	61.4	58.2
Top Speed [km/h]	61.3	59.7	57.4	56.5	57.9	58.9	61.0	61.7	63.1	62.3
Avg. Dist. to Rail [m]	2.3	2.0	3.2	2.4	1.2	0.4	1.5	0.9	0.9	1.1
Avg. Stride Freq. [Hz]	2.2	2.2	2.1	2.1	2.1	2.1	2.1	2.2	2.2	2.2
Avg. Stride Length [m]	6.7	7.2	7.3	7.2	7.4	7.4	7.4	7.7	7.4	7.1



- [] Ranking at each section and finish
- .-.- No data available at this section
- NA No data available



Horse/Jockey Name	Zalatoris
Final Rank	10
Fastest Section Time (Section)	0:12.16 (600m)
Top Speed [km/h] (Section)	64.6 (Overall)
Race State	Finished



Doomben QLD Professional

Race 1: BECOME A BRC MEMBER Maiden Plate - 2040m

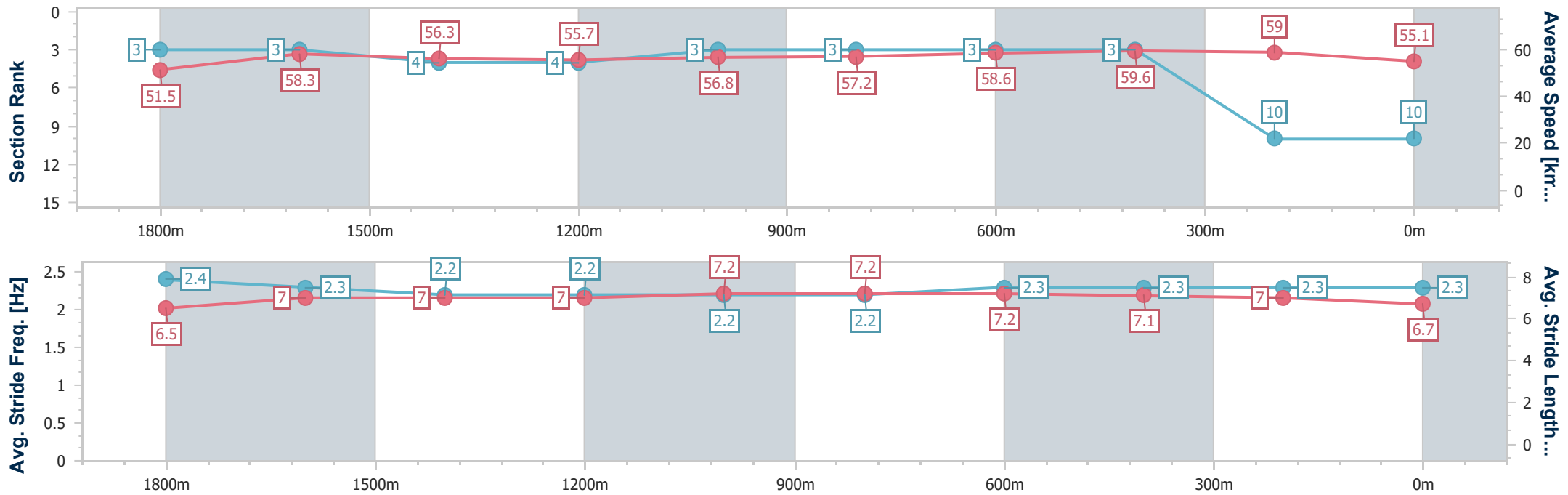
27 January 2025 - 13:36

Track Rating: Good 4, Weather: Overcast, Rail Position: +7m Entire



BRISBANE RACING CLUB

Section	Overall	1800m	1600m	1400m	1200m	1000m	800m	600m	400m	200m
Section Times	2:09.83 [10] (0:16.76)	1:53.07 [3] (0:12.22)	1:40.85 [3] (0:12.74)	1:28.11 [4] (0:12.90)	1:15.21 [4] (0:12.64)	1:02.57 [3] (0:12.68)	0:49.89 [3] (0:12.43)	0:37.46 [3] (0:12.16)	0:25.30 [3] (0:12.23)	0:13.07 [10] (0:13.07)
Average Speed [km/h]	51.5	58.3	56.3	55.7	56.8	57.2	58.6	59.6	59.0	55.1
Top Speed [km/h]	64.6	62.2	56.7	56.6	57.4	57.6	59.7	60.1	59.5	58.1
Avg. Dist. to Rail [m]	4.3	1.5	1.3	0.6	1.2	1.9	2.7	1.5	1.0	2.0
Avg. Stride Freq. [Hz]	2.4	2.3	2.2	2.2	2.2	2.2	2.3	2.3	2.3	2.3
Avg. Stride Length [m]	6.5	7.0	7.0	7.0	7.2	7.2	7.2	7.1	7.0	6.7



- [] Ranking at each section and finish
- .-.- No data available at this section
- NA No data available



Horse/Jockey Name	Bargara Bound
Final Rank	11
Fastest Section Time (Section)	0:12.26 (400m)
Top Speed [km/h] (Section)	61.1 (Overall)
Race State	Finished



Doomben QLD Professional

Race 1: BECOME A BRC MEMBER Maiden Plate - 2040m

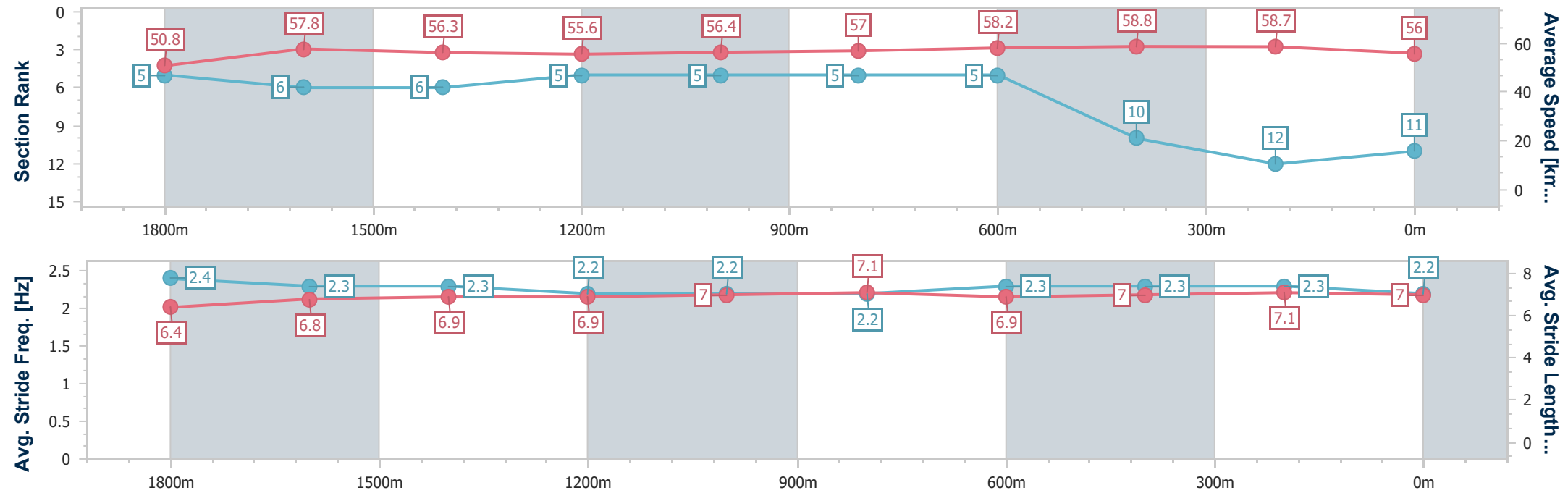
27 January 2025 - 13:36

Track Rating: Good 4, Weather: Overcast, Rail Position: +7m Entire



BRISBANE RACING CLUB

Section	Overall	1800m	1600m	1400m	1200m	1000m	800m	600m	400m	200m
Section Times	2:10.13 [11] (0:17.07)	1:53.06 [5] (0:12.37)	1:40.69 [6] (0:12.65)	1:28.04 [6] (0:12.73)	1:15.31 [5] (0:12.73)	1:02.58 [5] (0:12.63)	0:49.95 [5] (0:12.45)	0:37.50 [5] (0:12.40)	0:25.10 [10] (0:12.26)	0:12.84 [12] (0:12.84)
Average Speed [km/h]	50.8	57.8	56.3	55.6	56.4	57.0	58.2	58.8	58.7	56.0
Top Speed [km/h]	61.1	60.2	57.1	56.4	57.1	58.2	59.5	59.2	59.5	59.2
Avg. Dist. to Rail [m]	1.9	0.9	2.8	2.8	1.7	0.9	1.8	2.3	0.7	0.6
Avg. Stride Freq. [Hz]	2.4	2.3	2.3	2.2	2.2	2.2	2.3	2.3	2.3	2.2
Avg. Stride Length [m]	6.4	6.8	6.9	6.9	7.0	7.1	6.9	7.0	7.1	7.0



- [] Ranking at each section and finish
- .-.- No data available at this section
- NA No data available



Horse/Jockey Name	Sacred Shikoba
Final Rank	12
Fastest Section Time (Section)	0:12.09 (600m)
Top Speed [km/h] (Section)	62.8 (Overall)
Race State	Finished



Doomben QLD Professional

Race 1: BECOME A BRC MEMBER Maiden Plate - 2040m

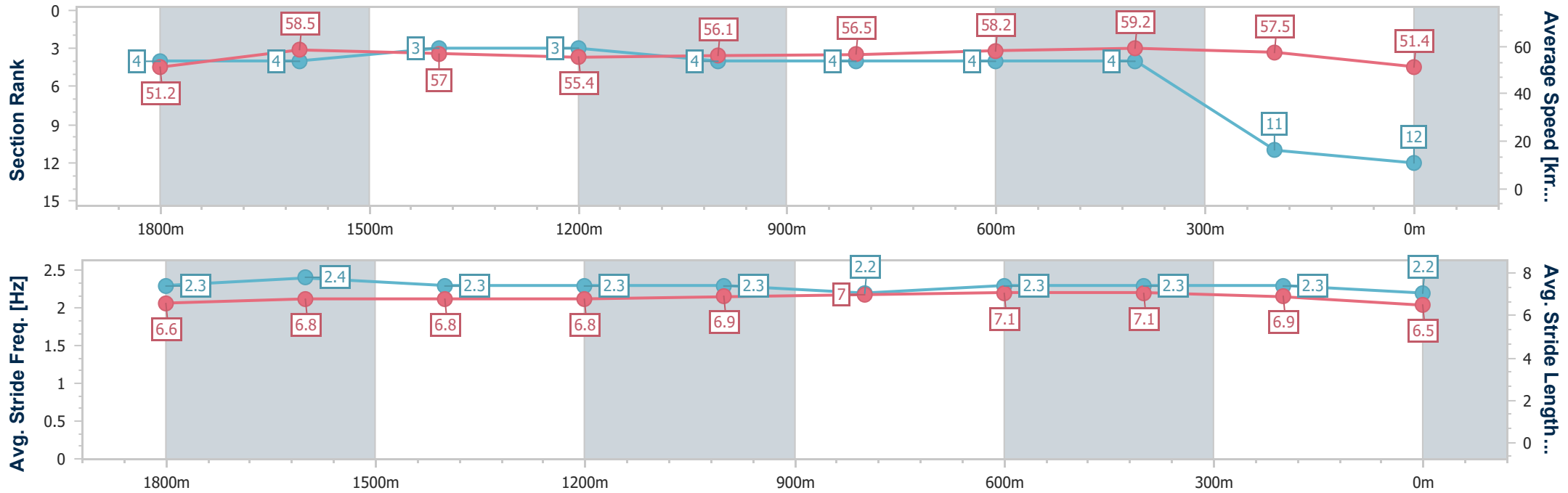
27 January 2025 - 13:36

Track Rating: Good 4, Weather: Overcast, Rail Position: +7m Entire



BRISBANE RACING CLUB

Section	Overall	1800m	1600m	1400m	1200m	1000m	800m	600m	400m	200m
Section Times	2:11.15 [12] (0:16.90)	1:54.25 [4] (0:12.10)	1:42.15 [4] (0:12.58)	1:29.57 [3] (0:13.01)	1:16.56 [3] (0:12.81)	1:03.75 [4] (0:12.73)	0:51.02 [4] (0:12.41)	0:38.61 [4] (0:12.09)	0:26.52 [4] (0:12.50)	0:14.02 [11] (0:14.02)
Average Speed [km/h]	51.2	58.5	57.0	55.4	56.1	56.5	58.2	59.2	57.5	51.4
Top Speed [km/h]	62.8	62.4	57.8	56.1	57.1	57.9	59.5	59.7	58.6	55.5
Avg. Dist. to Rail [m]	1.9	3.0	1.3	0.4	0.3	0.4	0.1	0.8	0.6	0.2
Avg. Stride Freq. [Hz]	2.3	2.4	2.3	2.3	2.3	2.2	2.3	2.3	2.3	2.2
Avg. Stride Length [m]	6.6	6.8	6.8	6.8	6.9	7.0	7.1	7.1	6.9	6.5



- [] Ranking at each section and finish
- .-.- No data available at this section
- NA No data available



Doomben QLD Professional

Race 2: SOUTHS SPORTS CLUB Maiden Handicap - 1110m

27 January 2025 - 14:12



BRISBANE
RACING CLUB

Track Rating: Good 4, Weather: Overcast, Rail Position: +7m Entire

Section												Last 600m	
Field Times		Overall	1000m	800m	600m	400m	200m						0:34.15
		1:04.07 (0:08.52)	0:55.55 (0:10.47)	0:45.08 (0:10.93)	0:34.15 (0:11.10)	0:23.05 (0:11.20)	0:11.85 (0:11.85)						
Rank	TAB Horse/Jockey	Barrier	Top Speed [km/h]	Fastest Section								Margin	Distance Travelled [m]
1	4 AKERMANIS James Orman	1	68.6	0:08.56	1:04.07 [1] (0:08.56)	0:55.51 [2] (0:10.61)	0:44.90 [3] (0:10.88)	0:34.02 [3] (0:11.18)	0:22.84 [3] (0:10.99)	0:11.85 [1] (0:11.85)	1:04.07	0:34.02	
2	2 GOLD FEVER Samantha Collett	3	69.0	0:08.70	1:04.12 [2] (0:08.70)	0:55.42 [3] (0:10.50)	0:44.92 [4] (0:10.99)	0:33.93 [4] (0:11.07)	0:22.86 [4] (0:11.03)	0:11.83 [3] (0:11.83)	0.3L	0:33.93	+3
2	5 WARRIOR HEAD Jag Guthmann-Chester	4	69.8	0:09.24	1:04.12 [2] (0:09.24)	0:54.88 [6] (0:10.59)	0:44.29 [6] (0:10.63)	0:33.66 [6] (0:10.83)	0:22.83 [5] (0:10.94)	0:11.89 [2] (0:11.89)	0.3L	0:33.66	-10
4	6 FINAL VOYAGE Jake Bayliss	6	68.5	0:08.91	1:04.59 [4] (0:08.91)	0:55.68 [5] (0:10.69)	0:44.99 [5] (0:10.74)	0:34.25 [5] (0:11.12)	0:23.13 [6] (0:11.02)	0:12.11 [6] (0:12.11)	3.06L	0:34.25	-2
5	9 BLUE MOVES Kyle Wilson-Taylor	2	70.8	0:08.52	1:04.75 [5] (0:08.52)	0:56.23 [1] (0:10.47)	0:45.76 [1] (0:10.93)	0:34.83 [1] (0:11.21)	0:23.62 [2] (0:11.21)	0:12.41 [4] (0:12.41)	3.97L	0:34.83	-5
6	11 DEEP DAWN Emily Lang	5	70.2	0:08.70	1:04.99 [6] (0:08.70)	0:56.29 [3] (0:10.45)	0:45.84 [2] (0:10.80)	0:35.04 [2] (0:11.07)	0:23.97 [1] (0:11.38)	0:12.59 [5] (0:12.59)	5.42L	0:35.04	-1

Scratched: Whisky A Go Go (#8), Ser Joh (#1), Hell March (#3), Herecomesantorini (#7), Saga's Girl (#10)

[] Ranking at each section and finish
 -:-:- No data available at this section
 NA No data available

SCN Saddle cloth number
 DNF Did not finish
 DNT Did not track



Horse/Jockey Name	Akermanis
Final Rank	1
Fastest Section Time (Section)	0:08.56 (Overall)
Top Speed [km/h] (Section)	68.6 (1000m)
Race State	Finished



Doomben QLD Professional

Race 2: SOUTHS SPORTS CLUB Maiden Handicap - 1110m

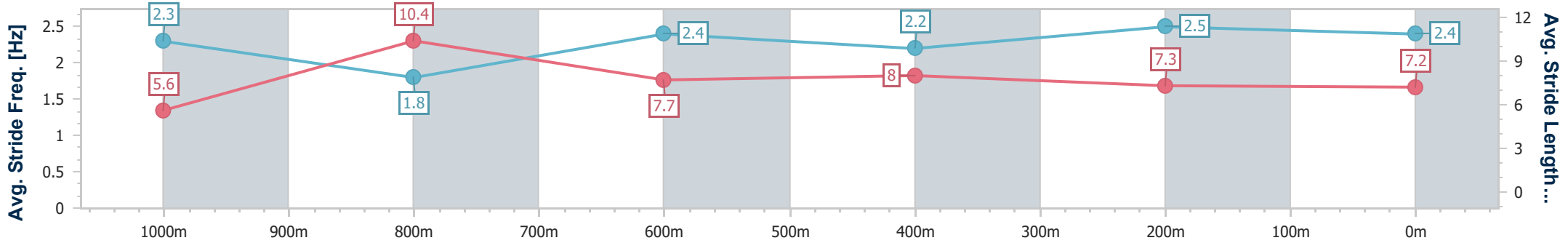
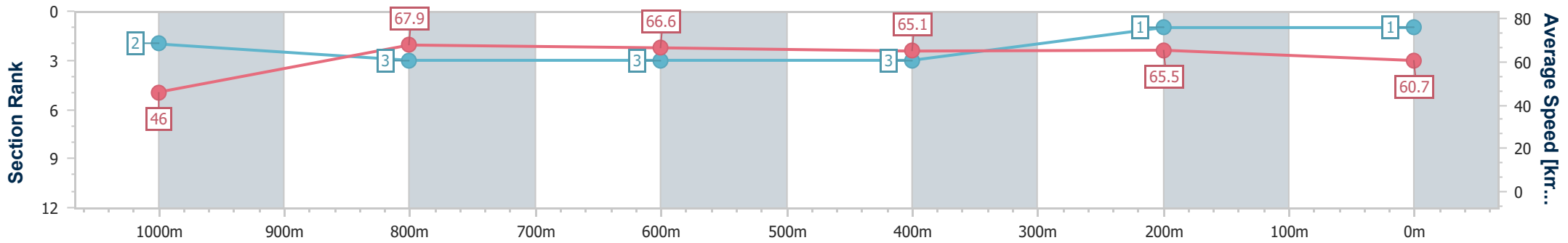
27 January 2025 - 14:12

Track Rating: Good 4, Weather: Overcast, Rail Position: +7m Entire



BRISBANE RACING CLUB

Section	Overall	1000m	800m	600m	400m	200m
Section Times	1:04.07 [1] (0:08.56)	0:55.51 [2] (0:10.61)	0:44.90 [3] (0:10.88)	0:34.02 [3] (0:11.18)	0:22.84 [3] (0:10.99)	0:11.85 [1] (0:11.85)
Average Speed [km/h]	46.0	67.9	66.6	65.1	65.5	60.7
Top Speed [km/h]	66.4	68.6	68.4	66.2	66.8	63.8
Avg. Dist. to Rail [m]	0.5	0.4	1.0	1.3	0.9	1.3
Avg. Stride Freq. [Hz]	2.3	1.8	2.4	2.2	2.5	2.4
Avg. Stride Length [m]	5.6	10.4	7.7	8.0	7.3	7.2



- [] Ranking at each section and finish
- .-.- No data available at this section
- NA No data available



Horse/Jockey Name	Gold Fever
Final Rank	2
Fastest Section Time (Section)	0:08.70 (Overall)
Top Speed [km/h] (Section)	69.0 (1000m)
Race State	Finished



Doomben QLD Professional

Race 2: SOUTHS SPORTS CLUB Maiden Handicap - 1110m

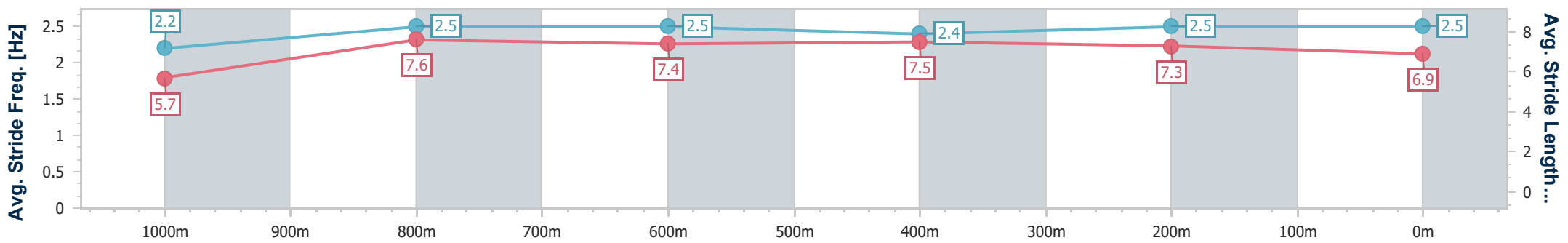
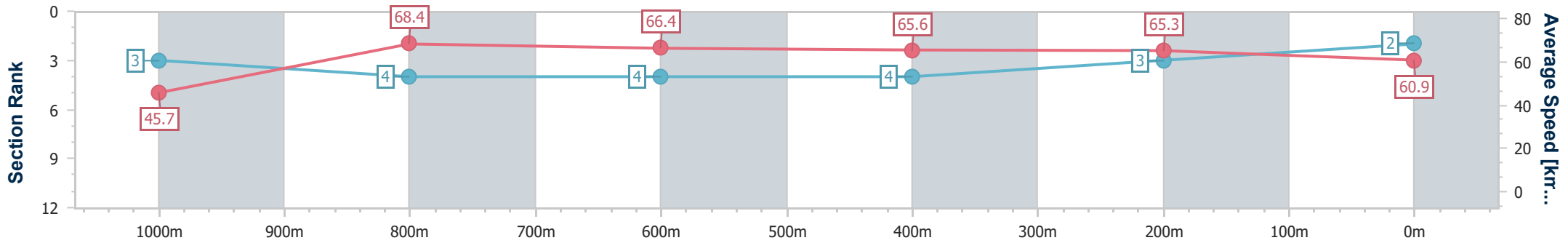
27 January 2025 - 14:12

Track Rating: Good 4, Weather: Overcast, Rail Position: +7m Entire



BRISBANE RACING CLUB

Section	Overall	1000m	800m	600m	400m	200m
Section Times	1:04.12 [2] (0:08.70)	0:55.42 [3] (0:10.50)	0:44.92 [4] (0:10.99)	0:33.93 [4] (0:11.07)	0:22.86 [4] (0:11.03)	0:11.83 [3] (0:11.83)
Average Speed [km/h]	45.7	68.4	66.4	65.6	65.3	60.9
Top Speed [km/h]	65.8	69.0	67.6	66.7	66.5	64.3
Avg. Dist. to Rail [m]	1.9	0.3	2.0	1.5	2.8	1.9
Avg. Stride Freq. [Hz]	2.2	2.5	2.5	2.4	2.5	2.5
Avg. Stride Length [m]	5.7	7.6	7.4	7.5	7.3	6.9



- [] Ranking at each section and finish
- .-.- No data available at this section
- NA No data available



Horse/Jockey Name	Warrior Head
Final Rank	2
Fastest Section Time (Section)	0:09.24 (Overall)
Top Speed [km/h] (Section)	69.8 (1000m)
Race State	Finished



Doomben QLD Professional

Race 2: SOUTHS SPORTS CLUB Maiden Handicap - 1110m

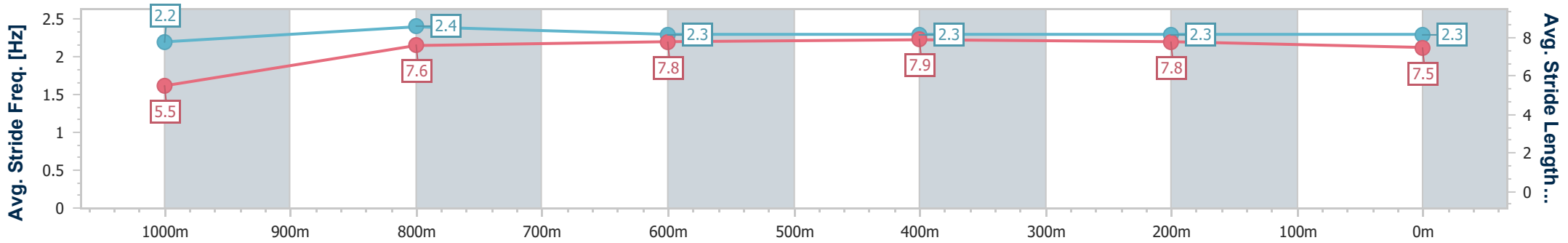
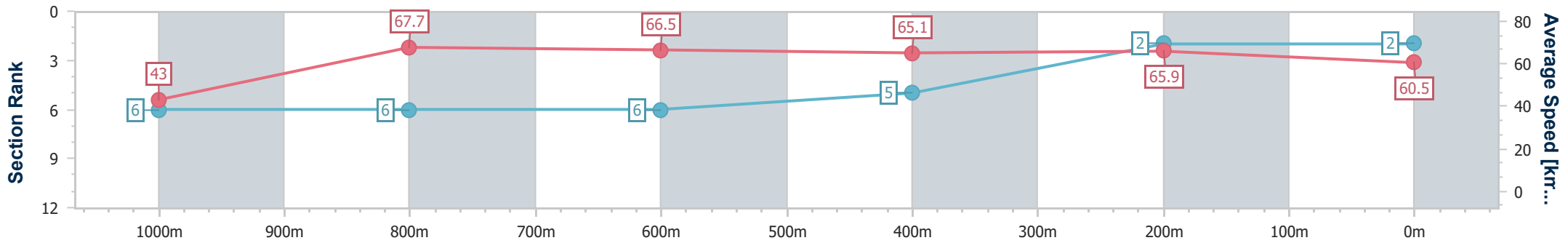
27 January 2025 - 14:12

Track Rating: Good 4, Weather: Overcast, Rail Position: +7m Entire



BRISBANE RACING CLUB

Section	Overall	1000m	800m	600m	400m	200m
Section Times	1:04.12 [2] (0:09.24)	0:54.88 [6] (0:10.59)	0:44.29 [6] (0:10.63)	0:33.66 [6] (0:10.83)	0:22.83 [5] (0:10.94)	0:11.89 [2] (0:11.89)
Average Speed [km/h]	43.0	67.7	66.5	65.1	65.9	60.5
Top Speed [km/h]	68.2	69.8	68.6	66.9	67.1	64.9
Avg. Dist. to Rail [m]	3.2	1.1	4.2	4.1	2.1	5.7
Avg. Stride Freq. [Hz]	2.2	2.4	2.3	2.3	2.3	2.3
Avg. Stride Length [m]	5.5	7.6	7.8	7.9	7.8	7.5



- [] Ranking at each section and finish
- .-.- No data available at this section
- NA No data available



Horse/Jockey Name	Final Voyage
Final Rank	4
Fastest Section Time (Section)	0:08.91 (Overall)
Top Speed [km/h] (Section)	68.5 (1000m)
Race State	Finished



Doomben QLD Professional

Race 2: SOUTHS SPORTS CLUB Maiden Handicap - 1110m

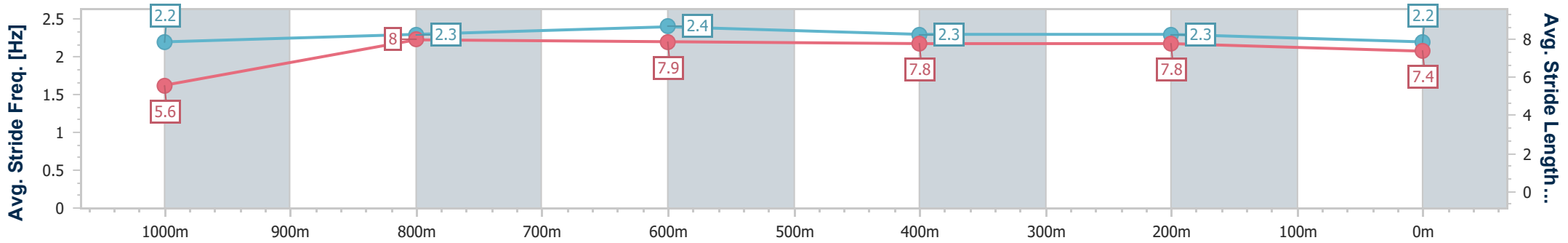
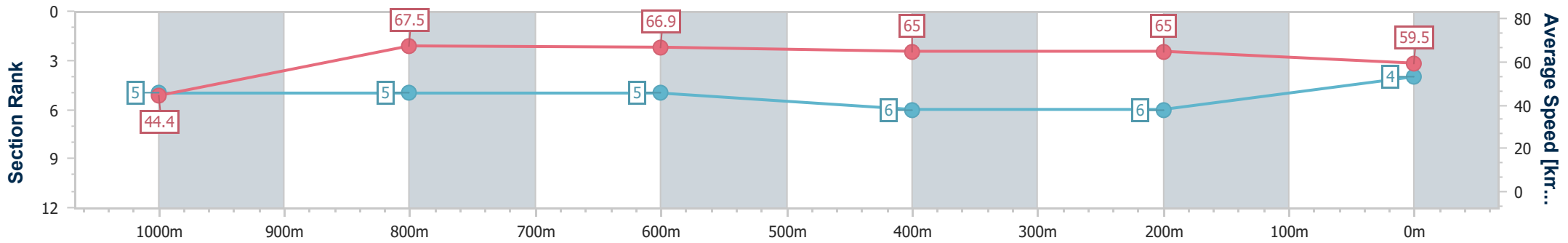
27 January 2025 - 14:12

Track Rating: Good 4, Weather: Overcast, Rail Position: +7m Entire



BRISBANE RACING CLUB

Section	Overall	1000m	800m	600m	400m	200m
Section Times	1:04.59 [4] (0:08.91)	0:55.68 [5] (0:10.69)	0:44.99 [5] (0:10.74)	0:34.25 [5] (0:11.12)	0:23.13 [6] (0:11.02)	0:12.11 [6] (0:12.11)
Average Speed [km/h]	44.4	67.5	66.9	65.0	65.0	59.5
Top Speed [km/h]	64.1	68.5	67.9	65.8	66.3	64.0
Avg. Dist. to Rail [m]	5.3	1.1	0.4	0.2	0.9	0.5
Avg. Stride Freq. [Hz]	2.2	2.3	2.4	2.3	2.3	2.2
Avg. Stride Length [m]	5.6	8.0	7.9	7.8	7.8	7.4



- [] Ranking at each section and finish
- .-.- No data available at this section
- NA No data available



Horse/Jockey Name	Blue Moves
Final Rank	5
Fastest Section Time (Section)	0:08.52 (Overall)
Top Speed [km/h] (Section)	70.8 (1000m)
Race State	Finished



Doomben QLD Professional

Race 2: SOUTHS SPORTS CLUB Maiden Handicap - 1110m

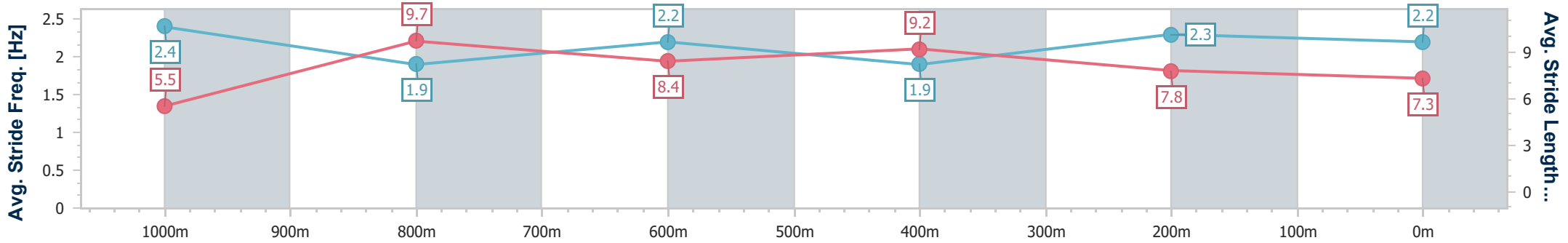
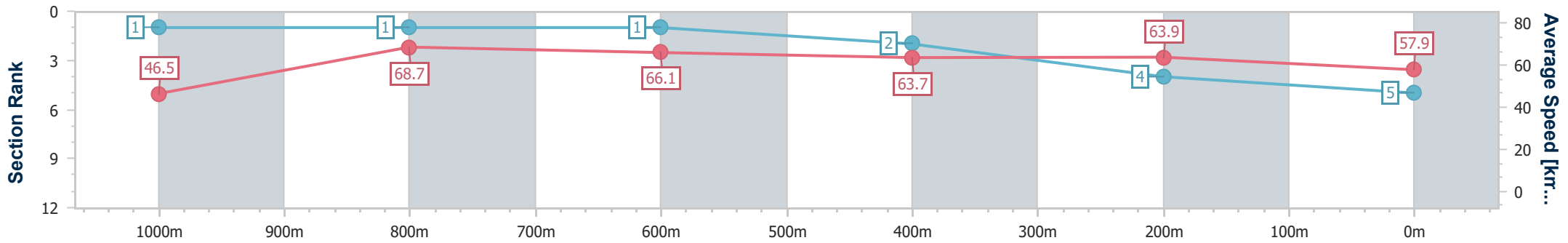
27 January 2025 - 14:12

Track Rating: Good 4, Weather: Overcast, Rail Position: +7m Entire



BRISBANE RACING CLUB

Section	Overall	1000m	800m	600m	400m	200m
Section Times	1:04.75 [5] (0:08.52)	0:56.23 [1] (0:10.47)	0:45.76 [1] (0:10.93)	0:34.83 [1] (0:11.21)	0:23.62 [2] (0:11.21)	0:12.41 [4] (0:12.41)
Average Speed [km/h]	46.5	68.7	66.1	63.7	63.9	57.9
Top Speed [km/h]	66.9	70.8	67.2	66.0	64.9	61.6
Avg. Dist. to Rail [m]	1.8	0.8	0.2	1.3	1.4	0.8
Avg. Stride Freq. [Hz]	2.4	1.9	2.2	1.9	2.3	2.2
Avg. Stride Length [m]	5.5	9.7	8.4	9.2	7.8	7.3



- [] Ranking at each section and finish
- .-.- No data available at this section
- NA No data available



Horse/Jockey Name	Deep Dawn
Final Rank	6
Fastest Section Time (Section)	0:08.70 (Overall)
Top Speed [km/h] (Section)	70.2 (1000m)
Race State	Finished



Doomben QLD Professional

Race 2: SOUTHS SPORTS CLUB Maiden Handicap - 1110m

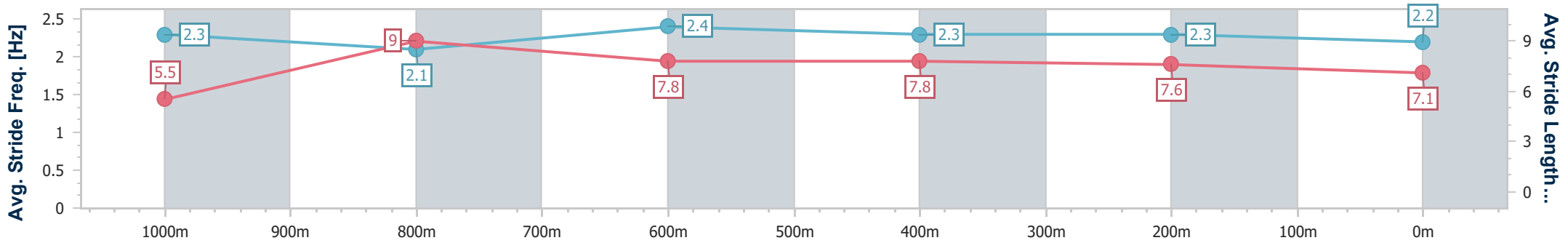
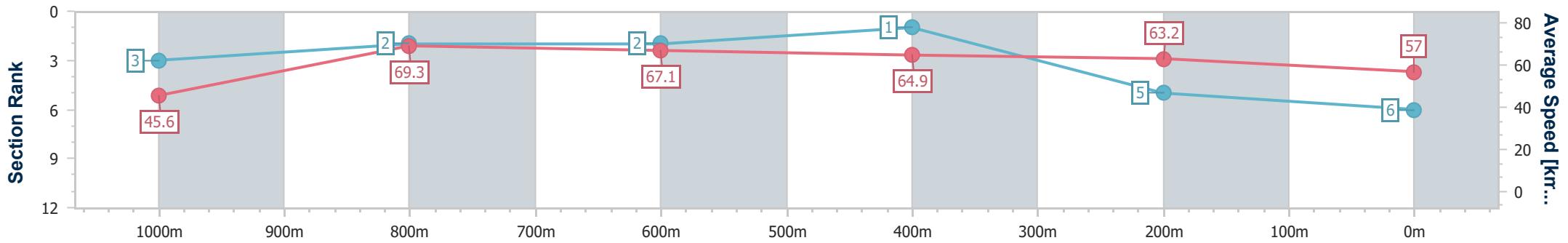
27 January 2025 - 14:12

Track Rating: Good 4, Weather: Overcast, Rail Position: +7m Entire



BRISBANE RACING CLUB

Section	Overall	1000m	800m	600m	400m	200m
Section Times	1:04.99 [6] (0:08.70)	0:56.29 [3] (0:10.45)	0:45.84 [2] (0:10.80)	0:35.04 [2] (0:11.07)	0:23.97 [1] (0:11.38)	0:12.59 [5] (0:12.59)
Average Speed [km/h]	45.6	69.3	67.1	64.9	63.2	57.0
Top Speed [km/h]	68.0	70.2	69.0	65.9	64.5	60.7
Avg. Dist. to Rail [m]	4.0	2.5	1.1	0.6	0.7	0.3
Avg. Stride Freq. [Hz]	2.3	2.1	2.4	2.3	2.3	2.2
Avg. Stride Length [m]	5.5	9.0	7.8	7.8	7.6	7.1



- [] Ranking at each section and finish
- .-.- No data available at this section
- NA No data available



Doomben QLD Professional

Race 3: GIRLS DAY OUT 1 MARCH BENCHMARK 75 Handicap - 1640m

27 January 2025 - 14:48



BRISBANE
RACING CLUB

Track Rating: Good 4, Weather: Overcast, Rail Position: +7m Entire

Section		Overall	1400m	1200m	1000m	800m	600m	400m	Last 600m				
Field Times		1:39.20 (0:16.93)	1:22.27 (0:11.58)	1:10.69 (0:12.15)	0:58.54 (0:12.26)	0:46.28 (0:11.95)	0:34.33 (0:11.40)	0:22.93 (0:11.22)	0:34.33				
Rank	TAB Horse/Jockey	Barrier	Top Speed [km/h]	Fastest Section									Distance Travelled [m]
1	2 EXPECTANT Georgina Cartwright	2	66.1 400m	0:11.04 400m	1:39.20 [1] (0:17.28)	1:21.92 [4] (0:11.58)	1:10.34 [4] (0:12.15)	0:58.19 [5] (0:12.28)	0:45.91 [5] (0:12.03)	0:33.88 [5] (0:11.26)	0:22.62 [5] (0:11.04)	0:33.88	
2	4 ROLLER COASTER Michael Rodd	4	68.5 400m	0:10.90 400m	1:39.28 [2] (0:17.58)	1:21.70 [6] (0:11.61)	1:10.09 [6] (0:12.07)	0:58.02 [6] (0:12.17)	0:45.85 [6] (0:11.96)	0:33.89 [6] (0:11.28)	0:22.61 [6] (0:10.90)	0:33.89	+4
3	8 STEP ON FIRE Jim Byrne	3	65.8 400m	0:11.06 400m	1:39.41 [3] (0:17.30)	1:22.11 [5] (0:11.70)	1:10.41 [5] (0:12.00)	0:58.41 [4] (0:12.25)	0:46.16 [4] (0:11.89)	0:34.27 [4] (0:11.31)	0:22.96 [4] (0:11.06)	0:34.27	+0
4	1 TEXAS Boris Thornton	5	65.6 400m	0:11.19 400m	1:39.58 [4] (0:17.04)	1:22.54 [2] (0:11.67)	1:10.87 [3] (0:12.01)	0:58.86 [2] (0:12.20)	0:46.66 [1] (0:11.95)	0:34.71 [1] (0:11.43)	0:23.28 [2] (0:11.19)	0:34.71	+4
5	6 FLAMINGO BEACH Tahlia Fenlon	1	64.4 400m	0:11.26 400m	1:39.64 [5] (0:17.11)	1:22.53 [3] (0:11.40)	1:11.13 [1] (0:12.29)	0:58.84 [3] (0:12.21)	0:46.63 [3] (0:11.91)	0:34.72 [3] (0:11.44)	0:23.28 [3] (0:11.26)	0:34.72	-7
6	7 MAUI Emily Lang	6	64.8 400m	0:11.30 400m	1:39.83 [6] (0:16.93)	1:22.90 [1] (0:11.59)	1:11.31 [2] (0:12.14)	0:59.17 [1] (0:12.32)	0:46.85 [2] (0:11.94)	0:34.91 [2] (0:11.35)	0:23.56 [1] (0:11.30)	0:34.91	-2

Scratched: Just Flying (#3), Sukhbir (#5)



Doomben QLD Professional

Race 3: GIRLS DAY OUT 1 MARCH BENCHMARK 75 Handicap - 1640m

27 January 2025 - 14:48



BRISBANE
RACING CLUB

Track Rating: Good 4, Weather: Overcast, Rail Position: +7m Entire

Section							200m			Last 600m
Field Times							0:11.71 (0:11.71)			0:34.33
Rank	TAB	Horse/Jockey	Barrier	Top Speed [km/h]	Fastest Section	Margin			Distance Travelled [m]	
1	2	EXPECTANT Georgina Cartwright	2	66.1 400m	0:11.04 400m	0:11.58 [5] (0:11.58)	1:39.20		0:33.88	
2	4	ROLLER COASTER Michael Rodd	4	68.5 400m	0:10.90 400m	0:11.71 [4] (0:11.71)	0.46L		0:33.89 +4	
3	8	STEP ON FIRE Jim Byrne	3	65.8 400m	0:11.06 400m	0:11.90 [2] (0:11.90)	1.24L		0:34.27 +0	
4	1	TEXAS Boris Thornton	5	65.6 400m	0:11.19 400m	0:12.09 [1] (0:12.09)	2.22L		0:34.71 +4	
5	6	FLAMINGO BEACH Tahlia Fenlon	1	64.4 400m	0:11.26 400m	0:12.02 [6] (0:12.02)	2.6L		0:34.72 -7	
6	7	MAUI Emily Lang	6	64.8 400m	0:11.30 400m	0:12.26 [3] (0:12.26)	3.69L		0:34.91 -2	

Scratched: Just Flying (#3), Sukhbir (#5)



Horse/Jockey Name	Expectant
Final Rank	1
Fastest Section Time (Section)	0:11.04 (400m)
Top Speed [km/h] (Section)	66.1 (400m)
Race State	Finished



Doomben QLD Professional
Race 3: GIRLS DAY OUT 1 MARCH BENCHMARK 75 Handicap - 1640m

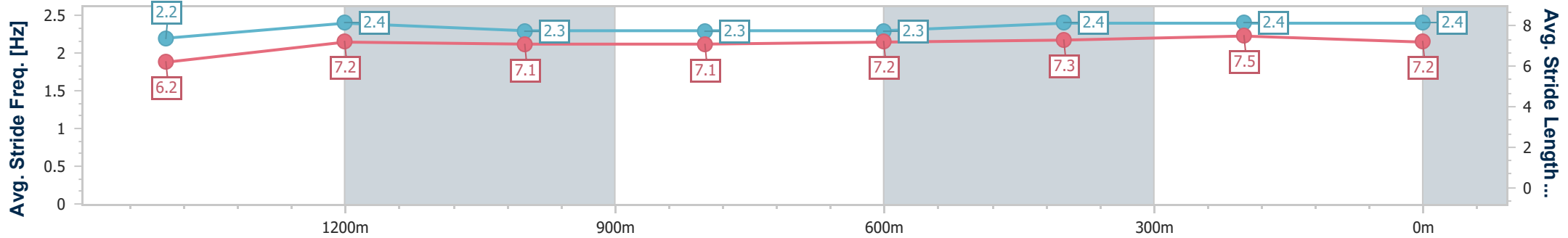
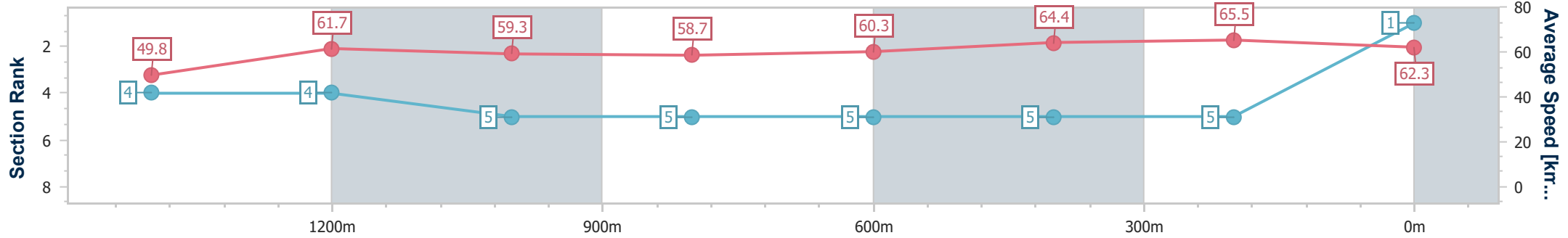


27 January 2025 - 14:48

BRISBANE RACING CLUB

Track Rating: Good 4, Weather: Overcast, Rail Position: +7m Entire

Section	Overall	1400m	1200m	1000m	800m	600m	400m	200m
Section Times	1:39.20 [1] (0:17.28)	1:21.92 [4] (0:11.58)	1:10.34 [4] (0:12.15)	0:58.19 [5] (0:12.28)	0:45.91 [5] (0:12.03)	0:33.88 [5] (0:11.26)	0:22.62 [5] (0:11.04)	0:11.58 [5] (0:11.58)
Average Speed [km/h]	49.8	61.7	59.3	58.7	60.3	64.4	65.5	62.3
Top Speed [km/h]	62.0	62.5	61.7	59.4	62.0	65.9	66.1	64.4
Avg. Dist. to Rail [m]	1.1	1.4	0.6	1.0	1.2	1.4	3.4	6.9
Avg. Stride Freq. [Hz]	2.2	2.4	2.3	2.3	2.3	2.4	2.4	2.4
Avg. Stride Length [m]	6.2	7.2	7.1	7.1	7.2	7.3	7.5	7.2



- [] Ranking at each section and finish
- .-.- No data available at this section
- NA No data available



Horse/Jockey Name	Roller Coaster
Final Rank	2
Fastest Section Time (Section)	0:10.90 (400m)
Top Speed [km/h] (Section)	68.5 (400m)
Race State	Finished



Doomben QLD Professional
Race 3: GIRLS DAY OUT 1 MARCH BENCHMARK 75 Handicap - 1640m

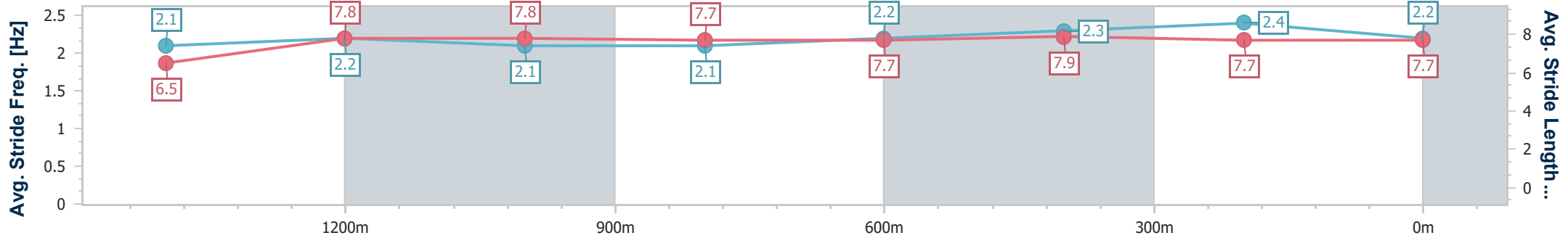
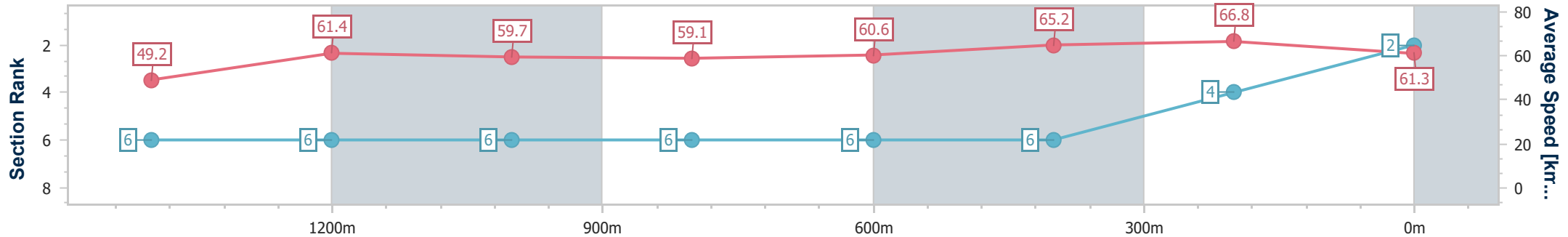


27 January 2025 - 14:48

BRISBANE RACING CLUB

Track Rating: Good 4, Weather: Overcast, Rail Position: +7m Entire

Section	Overall	1400m	1200m	1000m	800m	600m	400m	200m					
Section Times	1:39.28 [2] (0:17.58)	1:21.70 [6] (0:11.61)	1:10.09 [6] (0:12.07)	0:58.02 [6] (0:12.17)	0:45.85 [6] (0:11.96)	0:33.89 [6] (0:11.28)	0:22.61 [6] (0:10.90)	0:11.71 [4] (0:11.71)					
Average Speed [km/h]	49.2	61.4	59.7	59.1	60.6	65.2	66.8	61.3					
Top Speed [km/h]	61.1	61.8	61.0	60.5	63.1	67.3	68.5	65.3					
Avg. Dist. to Rail [m]	0.9	1.6	0.6	0.3	1.3	4.2	5.9	7.6					
Avg. Stride Freq. [Hz]	2.1	2.2	2.1	2.1	2.2	2.3	2.4	2.2					
Avg. Stride Length [m]	6.5	7.8	7.8	7.7	7.7	7.9	7.7	7.7					



- [] Ranking at each section and finish
- .-.- No data available at this section
- NA No data available



Horse/Jockey Name	Step On Fire
Final Rank	3
Fastest Section Time (Section)	0:11.06 (400m)
Top Speed [km/h] (Section)	65.8 (400m)
Race State	Finished



Doomben QLD Professional
Race 3: GIRLS DAY OUT 1 MARCH BENCHMARK 75 Handicap - 1640m

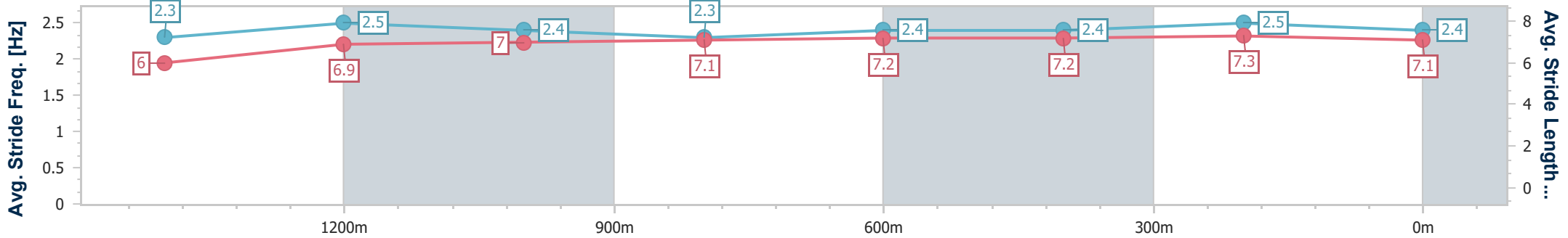
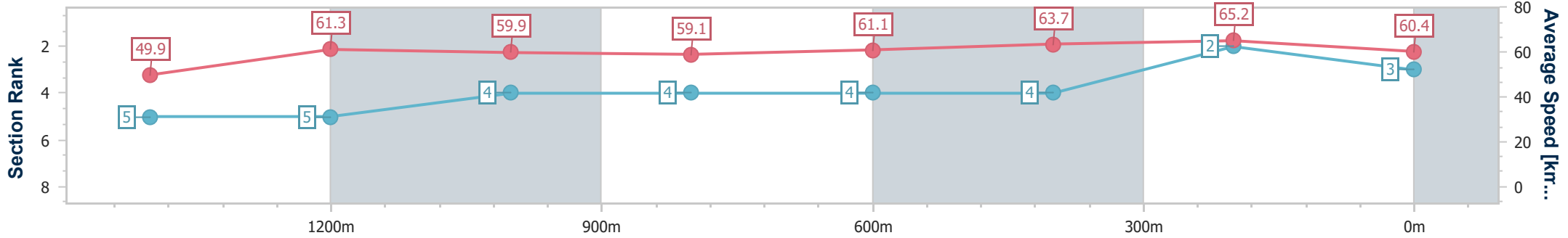


27 January 2025 - 14:48

BRISBANE RACING CLUB

Track Rating: Good 4, Weather: Overcast, Rail Position: +7m Entire

Section	Overall	1400m	1200m	1000m	800m	600m	400m	200m
Section Times	1:39.41 [3] (0:17.30)	1:22.11 [5] (0:11.70)	1:10.41 [5] (0:12.00)	0:58.41 [4] (0:12.25)	0:46.16 [4] (0:11.89)	0:34.27 [4] (0:11.31)	0:22.96 [4] (0:11.06)	0:11.90 [2] (0:11.90)
Average Speed [km/h]	49.9	61.3	59.9	59.1	61.1	63.7	65.2	60.4
Top Speed [km/h]	61.3	61.8	61.8	59.7	63.3	65.1	65.8	64.0
Avg. Dist. to Rail [m]	0.6	0.7	0.4	1.4	1.1	0.4	1.8	4.5
Avg. Stride Freq. [Hz]	2.3	2.5	2.4	2.3	2.4	2.4	2.5	2.4
Avg. Stride Length [m]	6.0	6.9	7.0	7.1	7.2	7.2	7.3	7.1



- [] Ranking at each section and finish
- .-.- No data available at this section
- NA No data available



Horse/Jockey Name	Texas
Final Rank	4
Fastest Section Time (Section)	0:11.19 (400m)
Top Speed [km/h] (Section)	65.6 (400m)
Race State	Finished



Doomben QLD Professional
Race 3: GIRLS DAY OUT 1 MARCH BENCHMARK 75 Handicap - 1640m

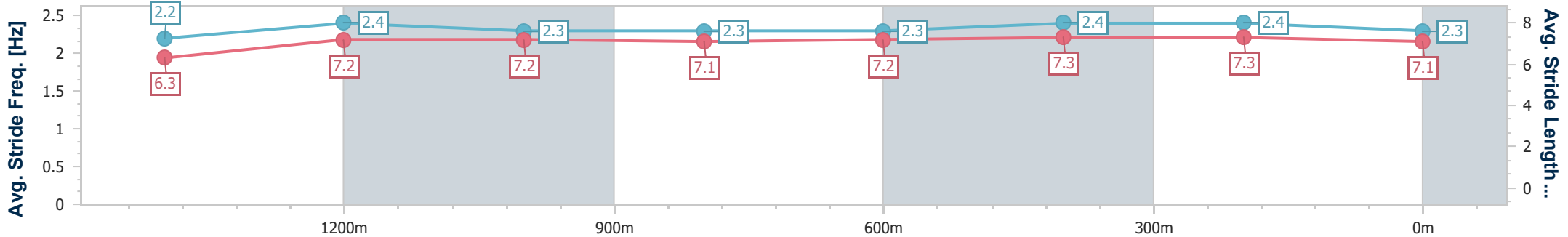
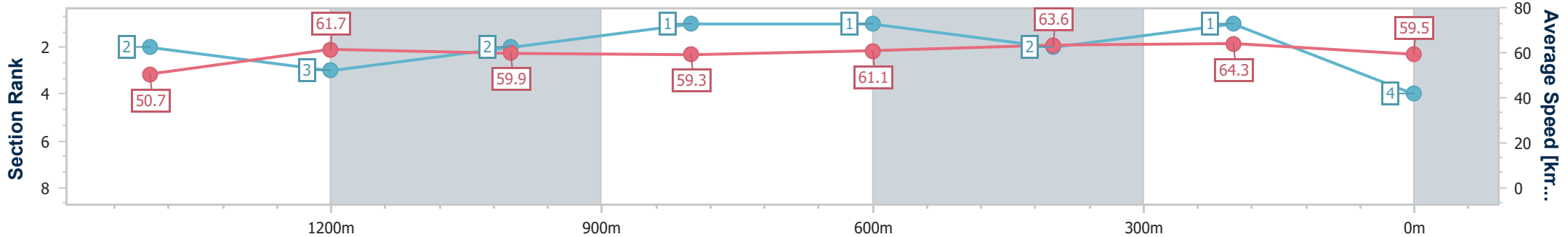


27 January 2025 - 14:48

BRISBANE RACING CLUB

Track Rating: Good 4, Weather: Overcast, Rail Position: +7m Entire

Section	Overall	1400m	1200m	1000m	800m	600m	400m	200m
Section Times	1:39.58 [4] (0:17.04)	1:22.54 [2] (0:11.67)	1:10.87 [3] (0:12.01)	0:58.86 [2] (0:12.20)	0:46.66 [1] (0:11.95)	0:34.71 [1] (0:11.43)	0:23.28 [2] (0:11.19)	0:12.09 [1] (0:12.09)
Average Speed [km/h]	50.7	61.7	59.9	59.3	61.1	63.6	64.3	59.5
Top Speed [km/h]	62.7	62.2	62.6	61.0	63.0	64.6	65.6	63.4
Avg. Dist. to Rail [m]	2.1	0.7	0.7	1.8	2.6	2.0	0.5	0.4
Avg. Stride Freq. [Hz]	2.2	2.4	2.3	2.3	2.3	2.4	2.4	2.3
Avg. Stride Length [m]	6.3	7.2	7.2	7.1	7.2	7.3	7.3	7.1



- [] Ranking at each section and finish
- .-.- No data available at this section
- NA No data available



Horse/Jockey Name	Flamingo Beach
Final Rank	5
Fastest Section Time (Section)	0:11.26 (400m)
Top Speed [km/h] (Section)	64.4 (400m)
Race State	Finished



Doomben QLD Professional
Race 3: GIRLS DAY OUT 1 MARCH BENCHMARK 75 Handicap - 1640m

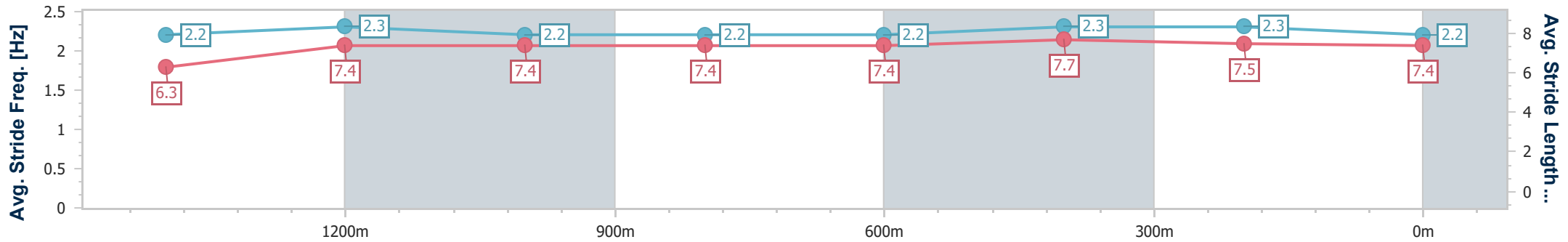
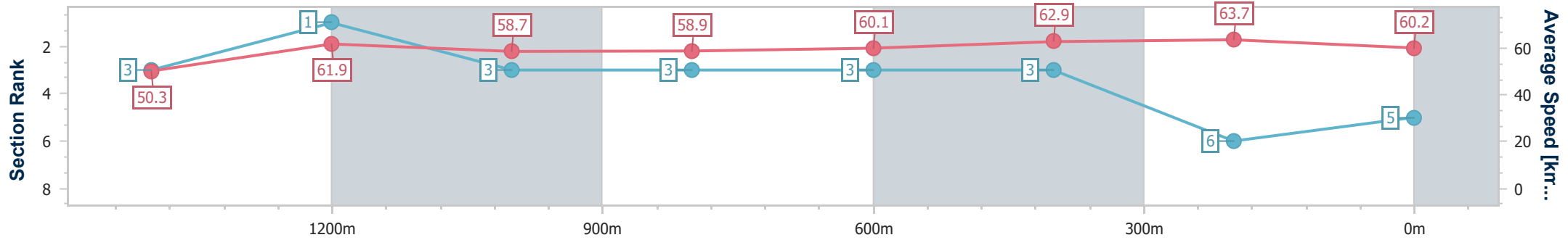


27 January 2025 - 14:48

BRISBANE RACING CLUB

Track Rating: Good 4, Weather: Overcast, Rail Position: +7m Entire

Section	Overall	1400m	1200m	1000m	800m	600m	400m	200m
Section Times	1:39.64 [5] (0:17.11)	1:22.53 [3] (0:11.40)	1:11.13 [1] (0:12.29)	0:58.84 [3] (0:12.21)	0:46.63 [3] (0:11.91)	0:34.72 [3] (0:11.44)	0:23.28 [3] (0:11.26)	0:12.02 [6] (0:12.02)
Average Speed [km/h]	50.3	61.9	58.7	58.9	60.1	62.9	63.7	60.2
Top Speed [km/h]	64.0	63.1	60.3	59.3	61.8	64.2	64.4	64.0
Avg. Dist. to Rail [m]	1.6	3.1	2.1	1.6	0.8	0.2	0.9	2.7
Avg. Stride Freq. [Hz]	2.2	2.3	2.2	2.2	2.2	2.3	2.3	2.2
Avg. Stride Length [m]	6.3	7.4	7.4	7.4	7.4	7.7	7.5	7.4



- [] Ranking at each section and finish
- .-.- No data available at this section
- NA No data available



Horse/Jockey Name	Maui
Final Rank	6
Fastest Section Time (Section)	0:11.30 (400m)
Top Speed [km/h] (Section)	64.8 (400m)
Race State	Finished



Doomben QLD Professional
Race 3: GIRLS DAY OUT 1 MARCH BENCHMARK 75 Handicap - 1640m

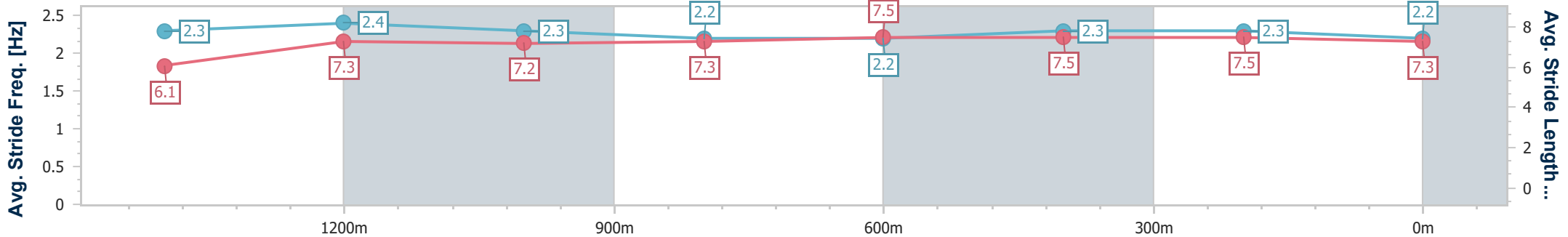
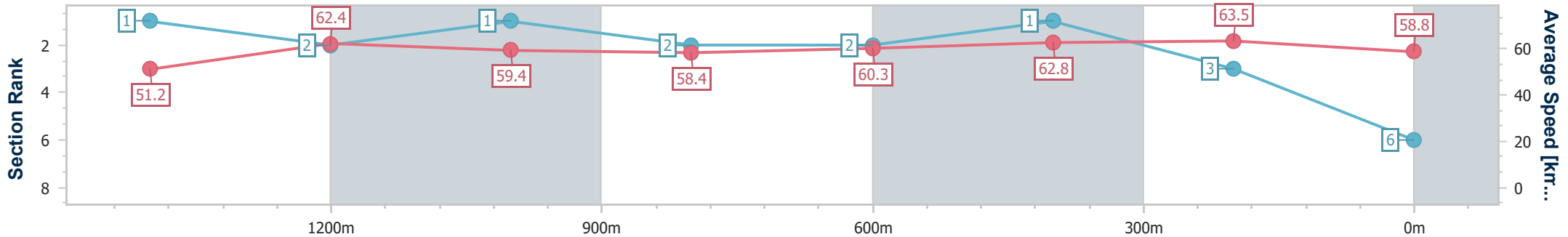


27 January 2025 - 14:48

BRISBANE RACING CLUB

Track Rating: Good 4, Weather: Overcast, Rail Position: +7m Entire

Section	Overall	1400m	1200m	1000m	800m	600m	400m	200m
Section Times	1:39.83 [6] (0:16.93)	1:22.90 [1] (0:11.59)	1:11.31 [2] (0:12.14)	0:59.17 [1] (0:12.32)	0:46.85 [2] (0:11.94)	0:34.91 [2] (0:11.35)	0:23.56 [1] (0:11.30)	0:12.26 [3] (0:12.26)
Average Speed [km/h]	51.2	62.4	59.4	58.4	60.3	62.8	63.5	58.8
Top Speed [km/h]	63.7	63.7	62.0	59.2	62.2	63.7	64.8	62.1
Avg. Dist. to Rail [m]	3.8	1.1	0.4	0.3	0.5	1.1	1.7	0.2
Avg. Stride Freq. [Hz]	2.3	2.4	2.3	2.2	2.2	2.3	2.3	2.2
Avg. Stride Length [m]	6.1	7.3	7.2	7.3	7.5	7.5	7.5	7.3



- [] Ranking at each section and finish
- .-.- No data available at this section
- NA No data available



Doomben QLD Professional
Race 4: XXXX GOLD Class 1 Handicap - 1640m
27 January 2025 - 15:28



BRISBANE
RACING CLUB

Track Rating: Good 4, Weather: Overcast, Rail Position: +7m Entire

Section		Overall	1400m	1200m	1000m	800m	600m	400m	Last 600m				
Field Times		1:38.83 (0:16.03)	1:22.80 (0:11.80)	1:11.00 (0:12.04)	0:58.96 (0:12.10)	0:46.86 (0:11.94)	0:34.92 (0:11.50)	0:23.42 (0:11.39)	0:34.92				
Rank	TAB Horse/Jockey	Barrier	Top Speed [km/h]	Fastest Section									Distance Travelled [m]
1	1 ICHIBAN James Orman	9	66.0 1400m	0:11.11 400m	1:38.83 [1] (0:17.22)	1:21.61 [9] (0:11.35)	1:10.26 [7] (0:12.07)	0:58.19 [6] (0:11.95)	0:46.24 [5] (0:11.88)	0:34.36 [7] (0:11.61)	0:22.75 [7] (0:11.11)	0:34.36	
2	7 ARCHERS REIGN Courtney Bellamy	6	67.3 Overall	0:11.39 400m	1:39.04 [2] (0:16.03)	1:23.01 [1] (0:11.80)	1:11.21 [1] (0:12.04)	0:59.17 [1] (0:12.10)	0:47.07 [1] (0:11.94)	0:35.13 [1] (0:11.50)	0:23.63 [1] (0:11.39)	0:35.13	-7
3	4 THEBARBEROFSEVILLE Cejay Graham	1	64.3 1400m	0:11.48 400m	1:39.09 [3] (0:16.74)	1:22.35 [5] (0:11.54)	1:10.81 [4] (0:11.99)	0:58.82 [4] (0:12.08)	0:46.74 [4] (0:11.89)	0:34.85 [4] (0:11.54)	0:23.31 [4] (0:11.48)	0:34.85	-5
4	9 WAYFARER'S WAY Jim Byrne	3	65.6 1400m	0:11.50 600m	1:39.36 [4] (0:16.53)	1:22.83 [3] (0:11.53)	1:11.30 [3] (0:12.07)	0:59.23 [3] (0:12.09)	0:47.14 [3] (0:11.84)	0:35.30 [2] (0:11.50)	0:23.80 [2] (0:11.50)	0:35.30	+3
5	6 APPELLANT Emily Lang	2	64.3 1400m	0:11.57 1400m	1:39.42 [5] (0:16.36)	1:23.06 [2] (0:11.57)	1:11.49 [2] (0:12.00)	0:59.49 [2] (0:12.13)	0:47.36 [2] (0:12.01)	0:35.35 [3] (0:11.58)	0:23.77 [3] (0:11.60)	0:35.35	-3
6	3 BOLSHEVIC ROAD Jag Guthmann-Chester	5	65.5 1400m	0:11.48 400m	1:39.68 [6] (0:16.70)	1:22.98 [4] (0:11.62)	1:11.36 [5] (0:12.22)	0:59.14 [5] (0:12.09)	0:47.05 [6] (0:11.79)	0:35.26 [6] (0:11.54)	0:23.72 [5] (0:11.48)	0:35.26	+3
7	8 LUPINE Angela Jones	4	63.8 600m	0:11.59 600m	1:39.74 [7] (0:16.80)	1:22.94 [6] (0:11.64)	1:11.30 [6] (0:12.27)	0:59.03 [7] (0:11.98)	0:47.05 [7] (0:11.72)	0:35.33 [5] (0:11.59)	0:23.74 [6] (0:11.67)	0:35.33	+5
8	10 WANDILLA Georgina Cartwright	7	63.4 1400m	0:11.49 1400m	1:39.87 [8] (0:17.19)	1:22.68 [8] (0:11.49)	1:11.19 [8] (0:12.18)	0:59.01 [8] (0:11.87)	0:47.14 [8] (0:11.86)	0:35.28 [8] (0:11.55)	0:23.73 [8] (0:11.50)	0:35.28	-6
9	5 VREDEFORT Nikita Beriman	8	63.5 600m	0:11.46 600m	1:39.91 [9] (0:17.13)	1:22.78 [7] (0:11.74)	1:11.04 [9] (0:12.28)	0:58.76 [9] (0:11.89)	0:46.87 [9] (0:11.75)	0:35.12 [9] (0:11.46)	0:23.66 [9] (0:11.55)	0:35.12	-6

Scratched: Revelaide (#2)

[] Ranking at each section and finish
 -:-:- No data available at this section
 NA No data available

SCN Saddle cloth number
 DNF Did not finish
 DNT Did not track



Doomben QLD Professional

Race 4: XXXX GOLD Class 1 Handicap - 1640m

27 January 2025 - 15:28



BRISBANE
RACING CLUB

Track Rating: Good 4, Weather: Overcast, Rail Position: +7m Entire

Section							200m			Last 600m
Field Times							0:12.03			0:34.92
							(0:12.03)			
Rank	TAB	Horse/Jockey	Barrier	Top Speed [km/h]	Fastest Section	Margin			Distance Travelled [m]	
1	1	ICHIBAN James Orman	9	66.0 1400m	0:11.11 400m	0:11.64 [3] (0:11.64)	1:38.83		0:34.36	
2	7	ARCHERS REIGN Courtney Bellamy	6	67.3 Overall	0:11.39 400m	0:12.24 [1] (0:12.24)	1.26L		0:35.13 -7	
3	4	THEBARBEROFSEVILLE Cejay Graham	1	64.3 1400m	0:11.48 400m	0:11.83 [5] (0:11.83)	1.54L		0:34.85 -5	
4	9	WAYFARER'S WAY Jim Byrne	3	65.6 1400m	0:11.50 600m	0:12.30 [2] (0:12.30)	3.15L		0:35.30 +3	
5	6	APPELLANT Emily Lang	2	64.3 1400m	0:11.57 1400m	0:12.17 [4] (0:12.17)	3.5L		0:35.35 -3	
6	3	BOLSHEVIC ROAD Jag Guthmann-Chester	5	65.5 1400m	0:11.48 400m	0:12.24 [6] (0:12.24)	4.99L		0:35.26 +3	
7	8	LUPINE Angela Jones	4	63.8 600m	0:11.59 600m	0:12.07 [8] (0:12.07)	5.38L		0:35.33 +5	
8	10	WANDILLA Georgina Cartwright	7	63.4 1400m	0:11.49 1400m	0:12.23 [7] (0:12.23)	6.15L		0:35.28 -6	
9	5	VREDEFORT Nikita Beriman	8	63.5 600m	0:11.46 600m	0:12.11 [9] (0:12.11)	6.35L		0:35.12 -6	

Scratched: Revelaide (#2)

[] Ranking at each section and finish
 -:-:- No data available at this section
 NA No data available

SCN Saddle cloth number
 DNF Did not finish
 DNT Did not track



Horse/Jockey Name	Ichiban
Final Rank	1
Fastest Section Time (Section)	0:11.11 (400m)
Top Speed [km/h] (Section)	66.0 (1400m)
Race State	Finished



Doomben QLD Professional
Race 4: XXXX GOLD Class 1 Handicap - 1640m

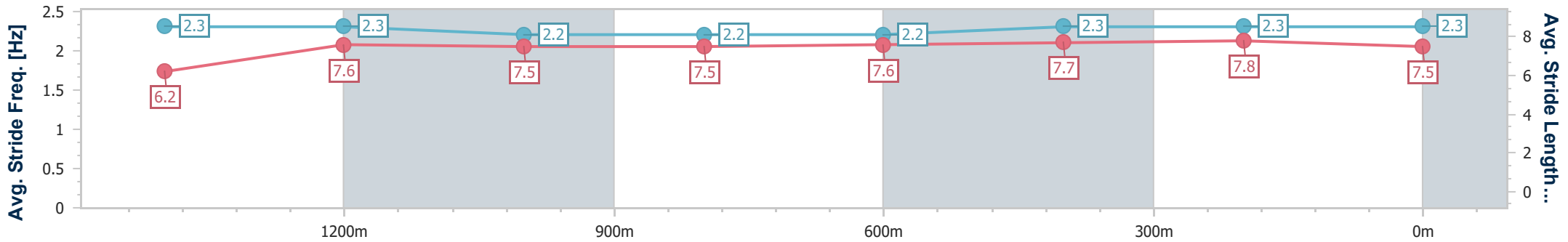
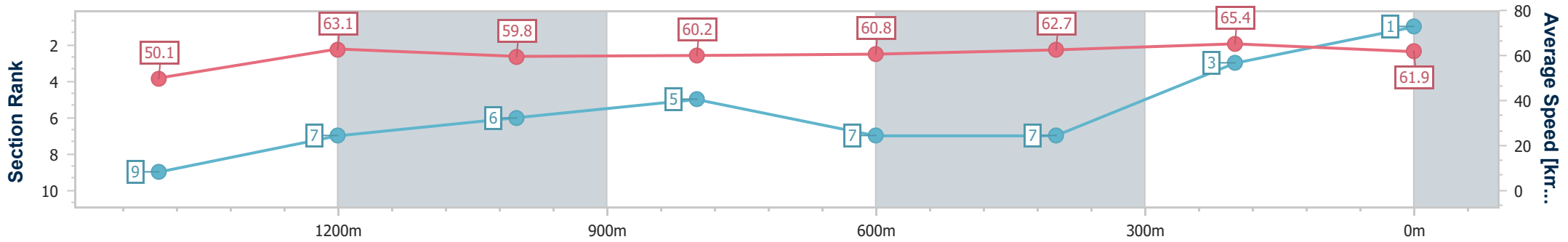


27 January 2025 - 15:28

BRISBANE
RACING CLUB

Track Rating: Good 4, Weather: Overcast, Rail Position: +7m Entire

Section	Overall	1400m	1200m	1000m	800m	600m	400m	200m					
Section Times	1:38.83 [1] (0:17.22)	1:21.61 [9] (0:11.35)	1:10.26 [7] (0:12.07)	0:58.19 [6] (0:11.95)	0:46.24 [5] (0:11.88)	0:34.36 [7] (0:11.61)	0:22.75 [7] (0:11.11)	0:11.64 [3] (0:11.64)					
Average Speed [km/h]	50.1	63.1	59.8	60.2	60.8	62.7	65.4	61.9					
Top Speed [km/h]	65.8	66.0	61.8	62.1	62.8	64.5	66.0	65.0					
Avg. Dist. to Rail [m]	3.1	0.8	0.3	0.3	1.7	2.4	3.6	4.6					
Avg. Stride Freq. [Hz]	2.3	2.3	2.2	2.2	2.2	2.3	2.3	2.3					
Avg. Stride Length [m]	6.2	7.6	7.5	7.5	7.6	7.7	7.8	7.5					



- [] Ranking at each section and finish
- .-.- No data available at this section
- NA No data available



Horse/Jockey Name	Archers Reign
Final Rank	2
Fastest Section Time (Section)	0:11.39 (400m)
Top Speed [km/h] (Section)	67.3 (Overall)
Race State	Finished



Doomben QLD Professional
Race 4: XXXX GOLD Class 1 Handicap - 1640m

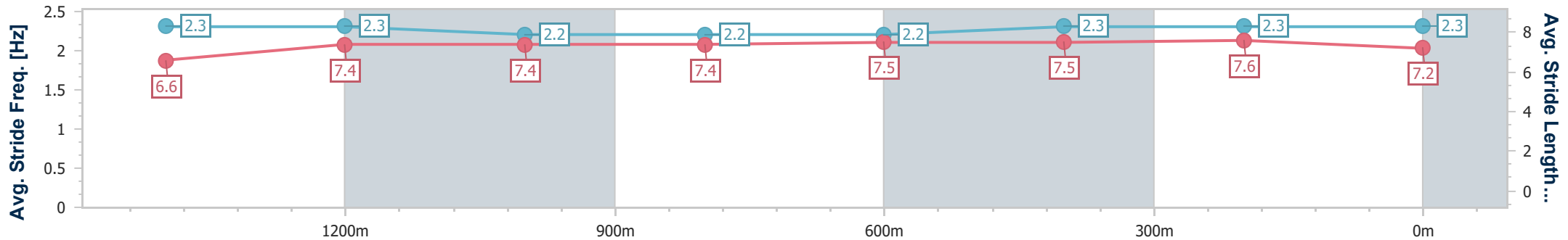
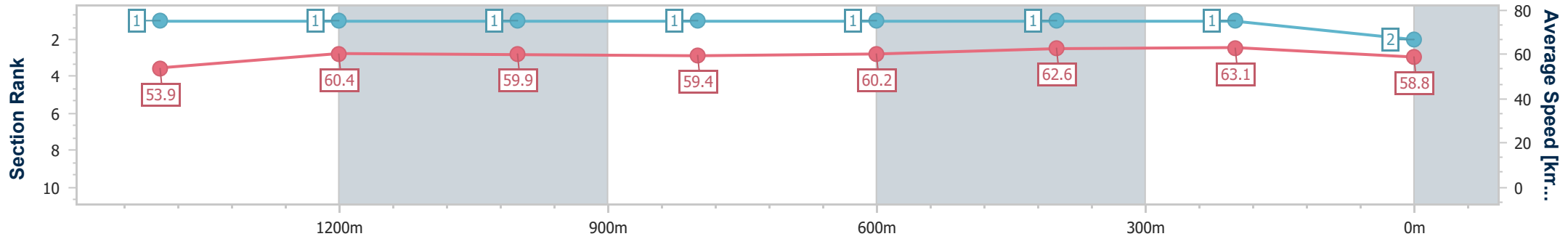
27 January 2025 - 15:28

Track Rating: Good 4, Weather: Overcast, Rail Position: +7m Entire



BRISBANE RACING CLUB

Section	Overall	1400m	1200m	1000m	800m	600m	400m	200m
Section Times	1:39.04 [2] (0:16.03)	1:23.01 [1] (0:11.80)	1:11.21 [1] (0:12.04)	0:59.17 [1] (0:12.10)	0:47.07 [1] (0:11.94)	0:35.13 [1] (0:11.50)	0:23.63 [1] (0:11.39)	0:12.24 [1] (0:12.24)
Average Speed [km/h]	53.9	60.4	59.9	59.4	60.2	62.6	63.1	58.8
Top Speed [km/h]	67.3	65.2	61.2	61.4	61.2	63.6	64.0	61.3
Avg. Dist. to Rail [m]	2.3	1.3	0.2	0.2	0.2	0.5	1.4	1.2
Avg. Stride Freq. [Hz]	2.3	2.3	2.2	2.2	2.2	2.3	2.3	2.3
Avg. Stride Length [m]	6.6	7.4	7.4	7.4	7.5	7.5	7.6	7.2



- [] Ranking at each section and finish
- .-.- No data available at this section
- NA No data available



Horse/Jockey Name	Thebarberofseville
Final Rank	3
Fastest Section Time (Section)	0:11.48 (400m)
Top Speed [km/h] (Section)	64.3 (1400m)
Race State	Finished



Doomben QLD Professional

Race 4: XXXX GOLD Class 1 Handicap - 1640m

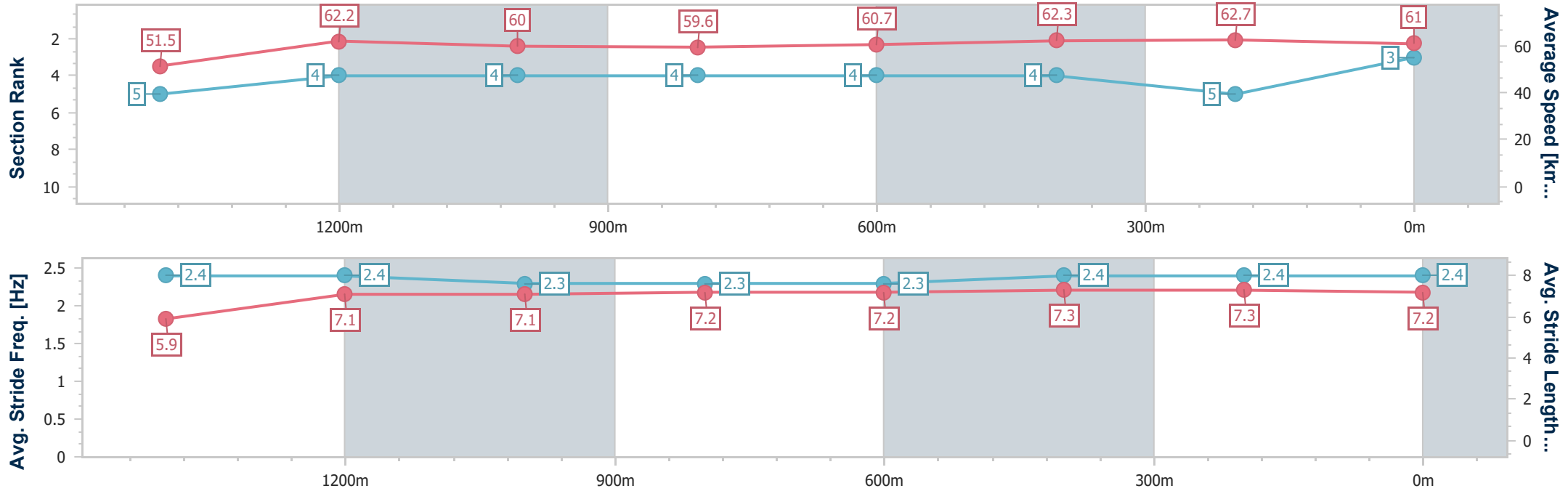
27 January 2025 - 15:28

Track Rating: Good 4, Weather: Overcast, Rail Position: +7m Entire



BRISBANE RACING CLUB

Section	Overall	1400m	1200m	1000m	800m	600m	400m	200m
Section Times	1:39.09 [3] (0:16.74)	1:22.35 [5] (0:11.54)	1:10.81 [4] (0:11.99)	0:58.82 [4] (0:12.08)	0:46.74 [4] (0:11.89)	0:34.85 [4] (0:11.54)	0:23.31 [4] (0:11.48)	0:11.83 [5] (0:11.83)
Average Speed [km/h]	51.5	62.2	60.0	59.6	60.7	62.3	62.7	61.0
Top Speed [km/h]	64.2	64.3	61.0	61.0	62.1	62.9	63.7	62.5
Avg. Dist. to Rail [m]	1.2	0.4	0.2	0.3	0.3	0.3	1.1	0.8
Avg. Stride Freq. [Hz]	2.4	2.4	2.3	2.3	2.3	2.4	2.4	2.4
Avg. Stride Length [m]	5.9	7.1	7.1	7.2	7.2	7.3	7.3	7.2



- [] Ranking at each section and finish
- .-.- No data available at this section
- NA No data available



Horse/Jockey Name	Wayfarer's Way
Final Rank	4
Fastest Section Time (Section)	0:11.50 (600m)
Top Speed [km/h] (Section)	65.6 (1400m)
Race State	Finished



Doomben QLD Professional

Race 4: XXXX GOLD Class 1 Handicap - 1640m

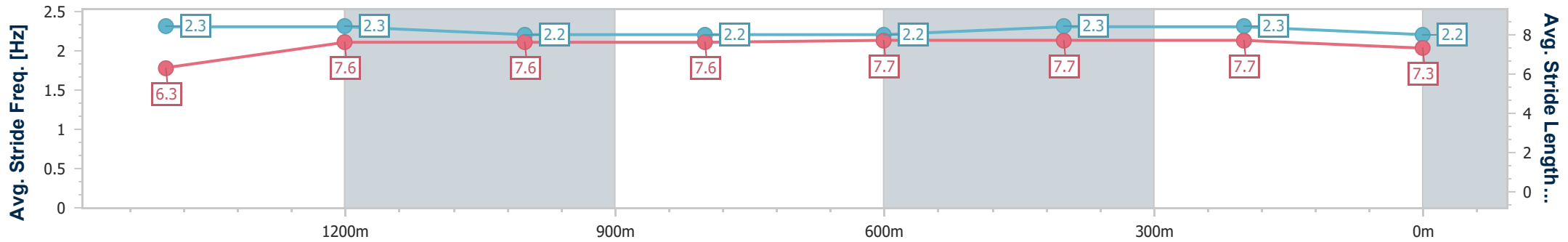
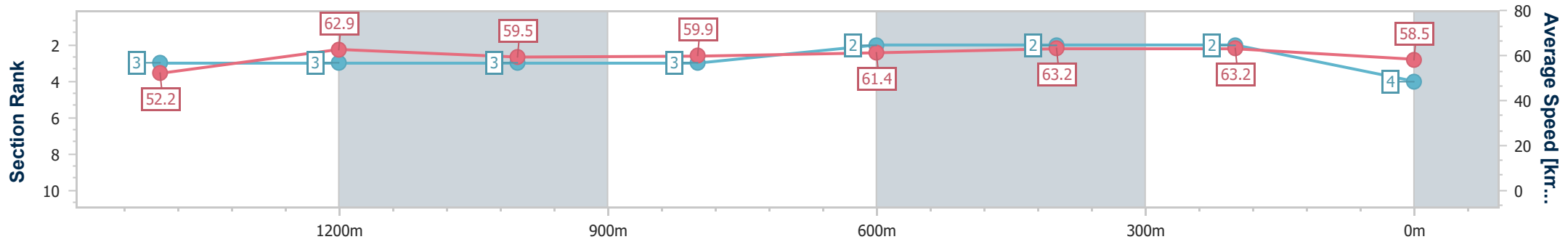
27 January 2025 - 15:28

Track Rating: Good 4, Weather: Overcast, Rail Position: +7m Entire



BRISBANE RACING CLUB

Section	Overall	1400m	1200m	1000m	800m	600m	400m	200m
Section Times	1:39.36 [4] (0:16.53)	1:22.83 [3] (0:11.53)	1:11.30 [3] (0:12.07)	0:59.23 [3] (0:12.09)	0:47.14 [3] (0:11.84)	0:35.30 [2] (0:11.50)	0:23.80 [2] (0:11.50)	0:12.30 [2] (0:12.30)
Average Speed [km/h]	52.2	62.9	59.5	59.9	61.4	63.2	63.2	58.5
Top Speed [km/h]	64.4	65.6	60.2	60.7	63.6	63.8	63.3	61.7
Avg. Dist. to Rail [m]	0.6	0.7	1.4	1.2	1.7	2.4	3.3	2.9
Avg. Stride Freq. [Hz]	2.3	2.3	2.2	2.2	2.2	2.3	2.3	2.2
Avg. Stride Length [m]	6.3	7.6	7.6	7.6	7.7	7.7	7.7	7.3



- [] Ranking at each section and finish
- .-.- No data available at this section
- NA No data available



Horse/Jockey Name	Appellant
Final Rank	5
Fastest Section Time (Section)	0:11.57 (1400m)
Top Speed [km/h] (Section)	64.3 (1400m)
Race State	Finished



Doomben QLD Professional
Race 4: XXXX GOLD Class 1 Handicap - 1640m

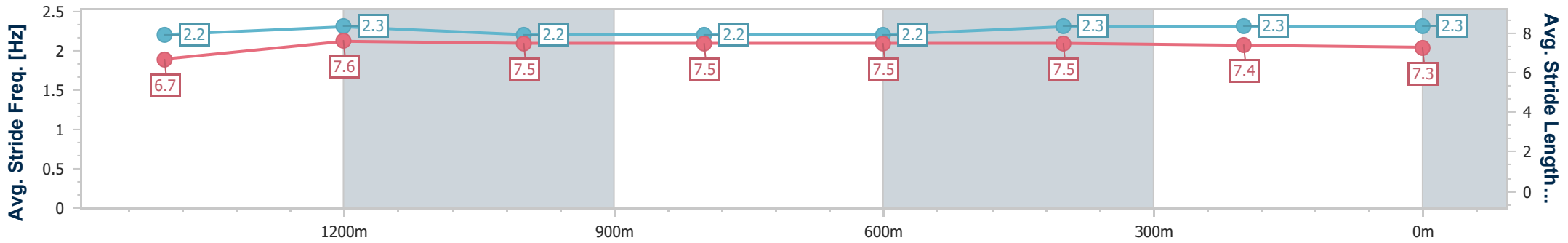
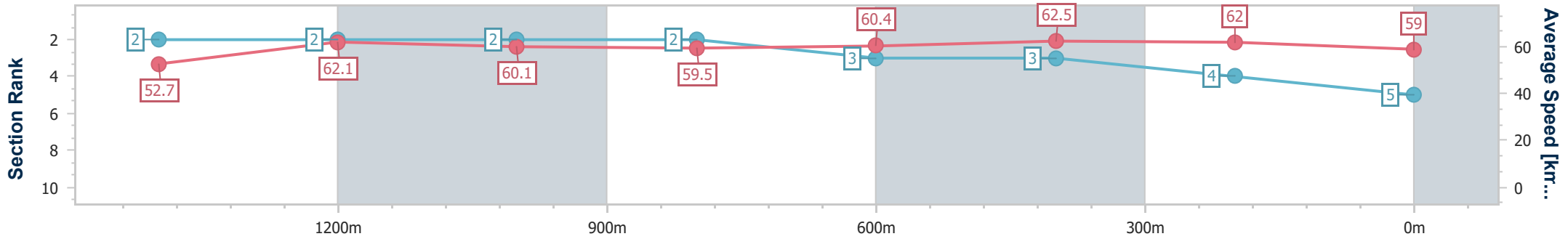


27 January 2025 - 15:28

BRISBANE RACING CLUB

Track Rating: Good 4, Weather: Overcast, Rail Position: +7m Entire

Section	Overall	1400m	1200m	1000m	800m	600m	400m	200m
Section Times	1:39.42 [5] (0:16.36)	1:23.06 [2] (0:11.57)	1:11.49 [2] (0:12.00)	0:59.49 [2] (0:12.13)	0:47.36 [2] (0:12.01)	0:35.35 [3] (0:11.58)	0:23.77 [3] (0:11.60)	0:12.17 [4] (0:12.17)
Average Speed [km/h]	52.7	62.1	60.1	59.5	60.4	62.5	62.0	59.0
Top Speed [km/h]	64.2	64.3	60.3	60.2	62.3	63.1	63.2	61.6
Avg. Dist. to Rail [m]	1.1	0.7	0.5	0.9	1.2	0.7	0.3	0.3
Avg. Stride Freq. [Hz]	2.2	2.3	2.2	2.2	2.2	2.3	2.3	2.3
Avg. Stride Length [m]	6.7	7.6	7.5	7.5	7.5	7.5	7.4	7.3



- [] Ranking at each section and finish
- .-.- No data available at this section
- NA No data available



Horse/Jockey Name	Bolshevic Road
Final Rank	6
Fastest Section Time (Section)	0:11.48 (400m)
Top Speed [km/h] (Section)	65.5 (1400m)
Race State	Finished



Doomben QLD Professional

Race 4: XXXX GOLD Class 1 Handicap - 1640m

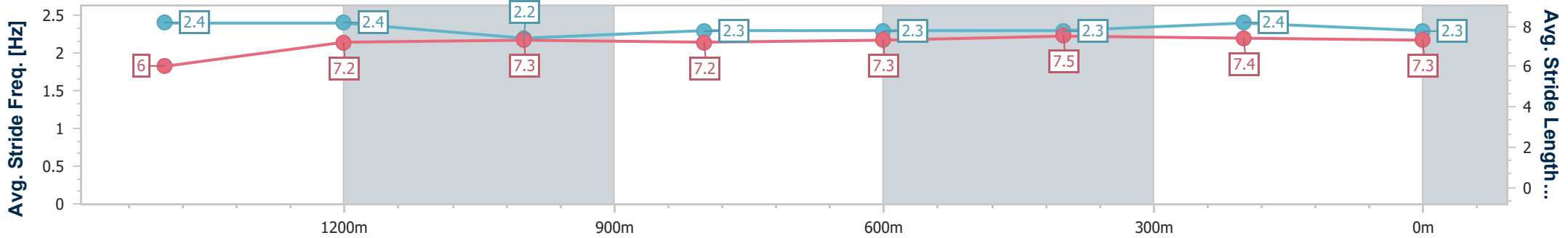
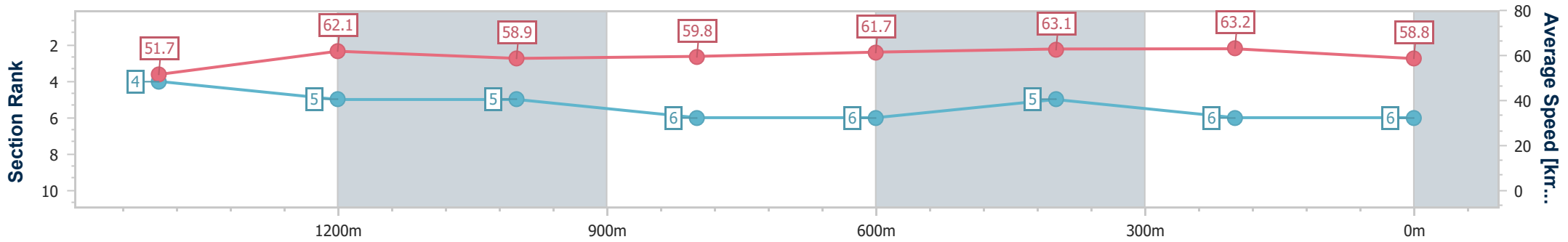
27 January 2025 - 15:28

Track Rating: Good 4, Weather: Overcast, Rail Position: +7m Entire



BRISBANE RACING CLUB

Section	Overall	1400m	1200m	1000m	800m	600m	400m	200m
Section Times	1:39.68 [6] (0:16.70)	1:22.98 [4] (0:11.62)	1:11.36 [5] (0:12.22)	0:59.14 [5] (0:12.09)	0:47.05 [6] (0:11.79)	0:35.26 [6] (0:11.54)	0:23.72 [5] (0:11.48)	0:12.24 [6] (0:12.24)
Average Speed [km/h]	51.7	62.1	58.9	59.8	61.7	63.1	63.2	58.8
Top Speed [km/h]	65.5	65.5	60.3	60.7	63.1	63.5	63.9	62.0
Avg. Dist. to Rail [m]	1.2	0.7	2.1	1.7	2.2	2.2	4.0	4.4
Avg. Stride Freq. [Hz]	2.4	2.4	2.2	2.3	2.3	2.3	2.4	2.3
Avg. Stride Length [m]	6.0	7.2	7.3	7.2	7.3	7.5	7.4	7.3



- [] Ranking at each section and finish
- .-.- No data available at this section
- NA No data available



Horse/Jockey Name	Lupine
Final Rank	7
Fastest Section Time (Section)	0:11.59 (600m)
Top Speed [km/h] (Section)	63.8 (600m)
Race State	Finished



Doomben QLD Professional
Race 4: XXXX GOLD Class 1 Handicap - 1640m

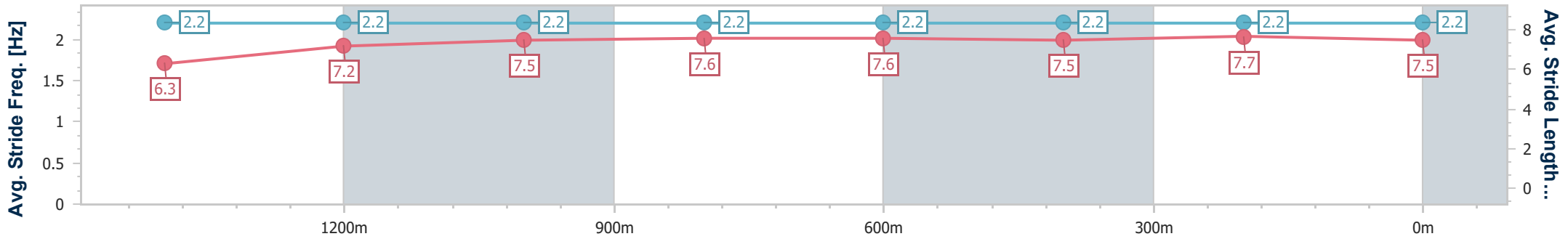
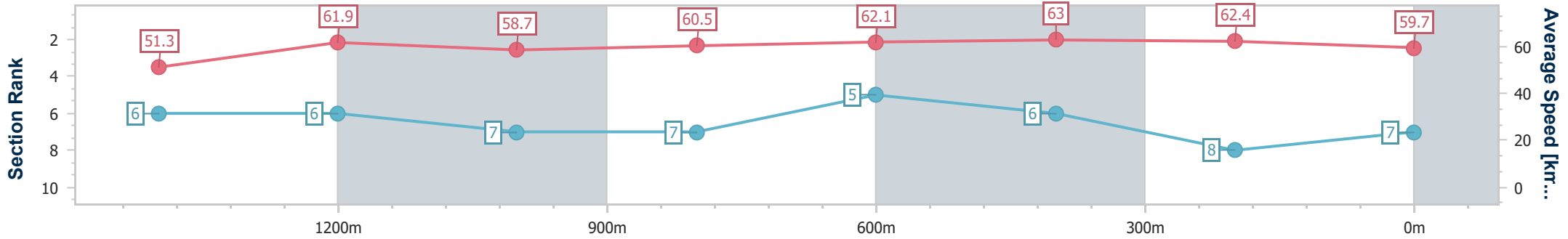


27 January 2025 - 15:28

BRISBANE RACING CLUB

Track Rating: Good 4, Weather: Overcast, Rail Position: +7m Entire

Section	Overall	1400m	1200m	1000m	800m	600m	400m	200m
Section Times	1:39.74 [7] (0:16.80)	1:22.94 [6] (0:11.64)	1:11.30 [6] (0:12.27)	0:59.03 [7] (0:11.98)	0:47.05 [7] (0:11.72)	0:35.33 [5] (0:11.59)	0:23.74 [6] (0:11.67)	0:12.07 [8] (0:12.07)
Average Speed [km/h]	51.3	61.9	58.7	60.5	62.1	63.0	62.4	59.7
Top Speed [km/h]	63.3	63.4	60.0	61.4	63.2	63.8	63.0	61.7
Avg. Dist. to Rail [m]	0.9	0.6	1.8	2.1	2.0	2.8	5.9	7.1
Avg. Stride Freq. [Hz]	2.2	2.2	2.2	2.2	2.2	2.2	2.2	2.2
Avg. Stride Length [m]	6.3	7.2	7.5	7.6	7.6	7.5	7.7	7.5



- [] Ranking at each section and finish
- .-.- No data available at this section
- NA No data available



Horse/Jockey Name	Wandilla
Final Rank	8
Fastest Section Time (Section)	0:11.49 (1400m)
Top Speed [km/h] (Section)	63.4 (1400m)
Race State	Finished



Doomben QLD Professional
Race 4: XXXX GOLD Class 1 Handicap - 1640m

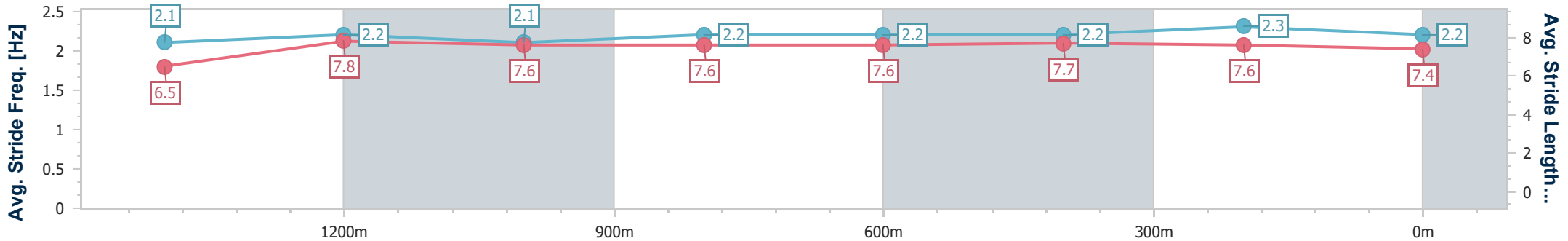
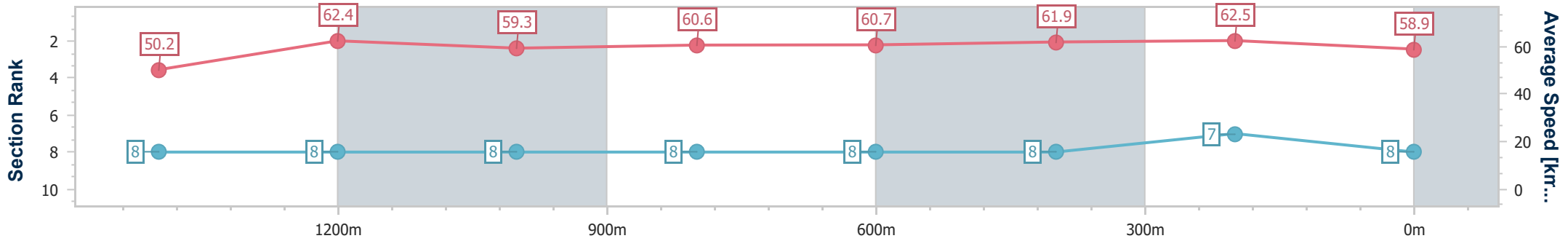


27 January 2025 - 15:28

BRISBANE RACING CLUB

Track Rating: Good 4, Weather: Overcast, Rail Position: +7m Entire

Section	Overall	1400m	1200m	1000m	800m	600m	400m	200m
Section Times	1:39.87 [8] (0:17.19)	1:22.68 [8] (0:11.49)	1:11.19 [8] (0:12.18)	0:59.01 [8] (0:11.87)	0:47.14 [8] (0:11.86)	0:35.28 [8] (0:11.55)	0:23.73 [8] (0:11.50)	0:12.23 [7] (0:12.23)
Average Speed [km/h]	50.2	62.4	59.3	60.6	60.7	61.9	62.5	58.9
Top Speed [km/h]	63.1	63.4	61.5	62.9	63.3	63.0	63.3	61.5
Avg. Dist. to Rail [m]	1.8	0.8	0.3	0.3	0.2	0.9	0.7	0.6
Avg. Stride Freq. [Hz]	2.1	2.2	2.1	2.2	2.2	2.2	2.3	2.2
Avg. Stride Length [m]	6.5	7.8	7.6	7.6	7.6	7.7	7.6	7.4



- [] Ranking at each section and finish
- .-.- No data available at this section
- NA No data available



Horse/Jockey Name	Vredefort
Final Rank	9
Fastest Section Time (Section)	0:11.46 (600m)
Top Speed [km/h] (Section)	63.5 (600m)
Race State	Finished



Doomben QLD Professional
Race 4: XXXX GOLD Class 1 Handicap - 1640m

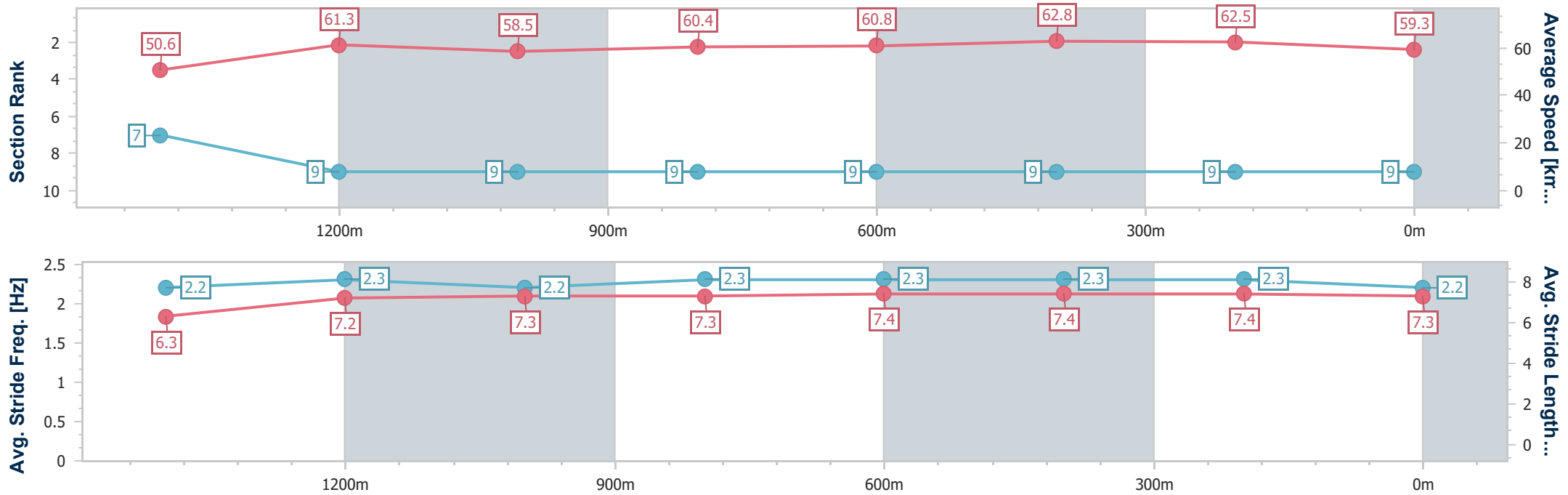
27 January 2025 - 15:28

Track Rating: Good 4, Weather: Overcast, Rail Position: +7m Entire



BRISBANE RACING CLUB

Section	Overall	1400m	1200m	1000m	800m	600m	400m	200m					
Section Times	1:39.91 [9] (0:17.13)	1:22.78 [7] (0:11.74)	1:11.04 [9] (0:12.28)	0:58.76 [9] (0:11.89)	0:46.87 [9] (0:11.75)	0:35.12 [9] (0:11.46)	0:23.66 [9] (0:11.55)	0:12.11 [9] (0:12.11)					
Average Speed [km/h]	50.6	61.3	58.5	60.4	60.8	62.8	62.5	59.3					
Top Speed [km/h]	62.8	63.3	60.9	62.8	63.0	63.5	63.2	62.6					
Avg. Dist. to Rail [m]	2.5	0.4	0.5	0.5	1.7	0.5	2.3	3.6					
Avg. Stride Freq. [Hz]	2.2	2.3	2.2	2.3	2.3	2.3	2.3	2.2					
Avg. Stride Length [m]	6.3	7.2	7.3	7.3	7.4	7.4	7.4	7.3					



- [] Ranking at each section and finish
- .-.- No data available at this section
- NA No data available



Doomben QLD Professional

Race 5: STRADBROKE SEASON BOOK NOW BENCHMARK 62 Handicap - 1110m

27 January 2025 - 16:05



BRISBANE
RACING CLUB

Track Rating: Good 4, Weather: Overcast, Rail Position: +7m Entire

Section		Overall	1000m	800m	600m	400m	200m	Last 600m					
Field Times		1:04.14 (0:08.40)	0:55.74 (0:10.30)	0:45.44 (0:10.92)	0:34.52 (0:11.15)	0:23.37 (0:11.20)	0:12.17 (0:12.17)	0:34.52					
Rank	TAB Horse/Jockey	Barrier	Top Speed [km/h]	Fastest Section							Margin	Distance Travelled [m]	
1	11 TRY EVERYTHING Emily Lang	6	69.2 1000m	0:08.81 Overall	1:04.14 [1] (0:08.81)	0:55.33 [7] (0:10.63)	0:44.70 [8] (0:10.97)	0:33.73 [8] (0:11.16)	0:22.57 [7] (0:11.01)	0:11.56 [7] (0:11.56)	1:04.14	0:33.73	
2	13 SALT LAKE BETTY Samantha Collett	7	71.5 1000m	0:08.42 Overall	1:04.21 [2] (0:08.42)	0:55.79 [2] (0:10.28)	0:45.51 [1] (0:10.92)	0:34.59 [1] (0:11.15)	0:23.44 [1] (0:11.20)	0:12.24 [1] (0:12.24)	0.41L	0:34.59	-3
3	8 MERCIAN Boris Thornton	5	68.4 800m	0:08.40 Overall	1:04.25 [3] (0:08.40)	0:55.85 [1] (0:10.89)	0:44.96 [6] (0:10.93)	0:34.03 [5] (0:11.16)	0:22.87 [5] (0:11.08)	0:11.79 [4] (0:11.79)	0.6L	0:34.03	-1
4	3 BOOMSTER Justin Huxtable	8	71.8 1000m	0:08.55 Overall	1:04.43 [4] (0:08.55)	0:55.88 [6] (0:10.32)	0:45.56 [2] (0:10.89)	0:34.67 [2] (0:11.14)	0:23.53 [2] (0:11.32)	0:12.21 [2] (0:12.21)	1.66L	0:34.67	-3
5	2 THE WOLF Courtney Bellamy	1	70.8 1000m	0:08.54 Overall	1:04.53 [5] (0:08.54)	0:55.99 [5] (0:10.39)	0:45.60 [3] (0:10.84)	0:34.76 [3] (0:11.27)	0:23.49 [3] (0:11.28)	0:12.21 [3] (0:12.21)	2.25L	0:34.76	-3
6	4 DANCE WIZZARD Ryan Maloney	3	69.6 1000m	0:08.53 Overall	1:04.66 [6] (0:08.53)	0:56.13 [4] (0:10.48)	0:45.65 [4] (0:10.95)	0:34.70 [4] (0:11.20)	0:23.50 [4] (0:11.33)	0:12.17 [5] (0:12.17)	3.02L	0:34.70	-1
7	5 DON'T BE DRAMATIC Jade Hampson	2	70.7 1000m	0:09.07 Overall	1:04.81 [7] (0:09.07)	0:55.74 [8] (0:10.37)	0:45.37 [7] (0:10.94)	0:34.43 [7] (0:11.23)	0:23.20 [8] (0:11.15)	0:12.05 [8] (0:12.05)	3.9L	0:34.43	-3
8	14 LIMAHULI Kyle Wilson-Taylor	4	70.6 1000m	0:08.49 Overall	1:04.87 [8] (0:08.49)	0:56.38 [3] (0:10.63)	0:45.75 [5] (0:11.11)	0:34.64 [6] (0:11.19)	0:23.45 [6] (0:11.12)	0:12.33 [6] (0:12.33)	4.28L	0:34.64	+2

Scratched: Hell And Back (#18), Ardern (#9), Clifton Springs (#15), Certainlycan (#10), New Hampshire (#6), Keep Safe (#7), Oberoi Princess (#12), Giliana (#16), To Wish (#19), Bonjour Rupert (#20), Reign Of

[] Ranking at each section and finish
 -:-:- No data available at this section
 NA No data available

SCN Saddle cloth number
 DNF Did not finish
 DNT Did not track



Horse/Jockey Name	Try Everything
Final Rank	1
Fastest Section Time (Section)	0:08.81 (Overall)
Top Speed [km/h] (Section)	69.2 (1000m)
Race State	Finished

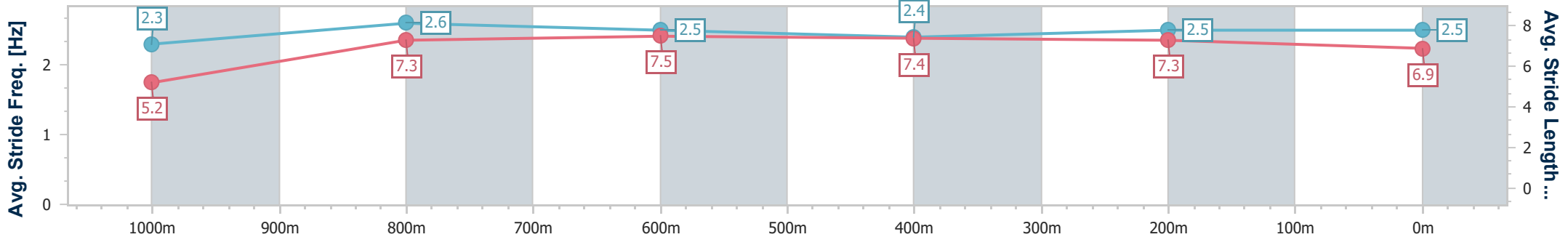
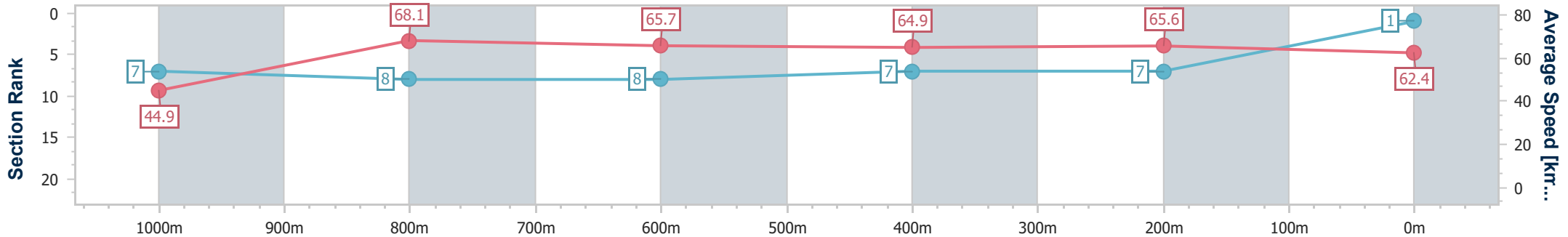


Doomben QLD Professional
Race 5: STRADBROKE SEASON BOOK NOW BENCHMARK 62
Handicap - 1110m
27 January 2025 - 16:05
Track Rating: Good 4, Weather: Overcast, Rail Position: +7m Entire



BRISBANE
RACING CLUB

Section	Overall	1000m	800m	600m	400m	200m
Section Times	1:04.14 [1] (0:08.81)	0:55.33 [7] (0:10.63)	0:44.70 [8] (0:10.97)	0:33.73 [8] (0:11.16)	0:22.57 [7] (0:11.01)	0:11.56 [7] (0:11.56)
Average Speed [km/h]	44.9	68.1	65.7	64.9	65.6	62.4
Top Speed [km/h]	65.5	69.2	66.9	66.0	67.1	65.2
Avg. Dist. to Rail [m]	5.2	1.4	0.6	1.2	2.6	4.8
Avg. Stride Freq. [Hz]	2.3	2.6	2.5	2.4	2.5	2.5
Avg. Stride Length [m]	5.2	7.3	7.5	7.4	7.3	6.9



- [] Ranking at each section and finish
- .-.- No data available at this section
- NA No data available



Horse/Jockey Name	Salt Lake Betty
Final Rank	2
Fastest Section Time (Section)	0:08.42 (Overall)
Top Speed [km/h] (Section)	71.5 (1000m)
Race State	Finished



Doomben QLD Professional
 Race 5: STRADBROKE SEASON BOOK NOW BENCHMARK 62
 Handicap - 1110m

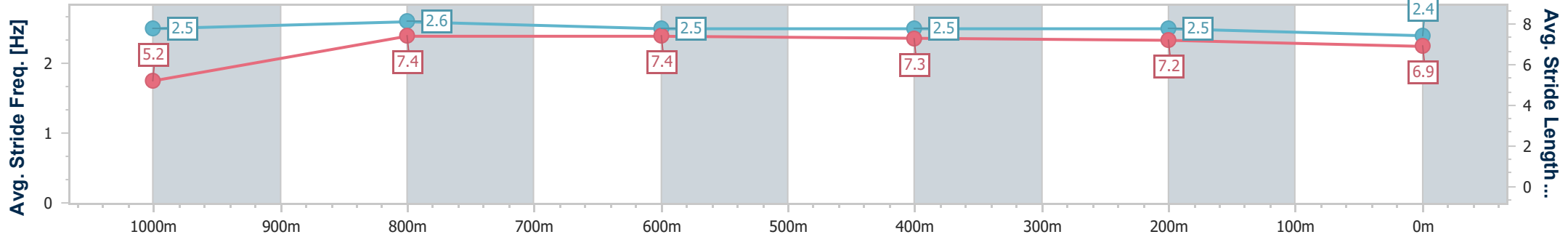
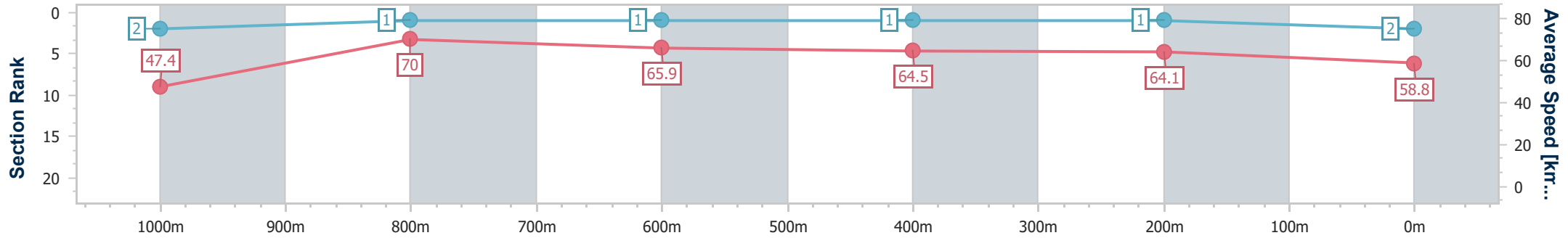


BRISBANE
 RACING CLUB

27 January 2025 - 16:05

Track Rating: Good 4, Weather: Overcast, Rail Position: +7m Entire

Section	Overall	1000m	800m	600m	400m	200m
Section Times	1:04.21 [2] (0:08.42)	0:55.79 [2] (0:10.28)	0:45.51 [1] (0:10.92)	0:34.59 [1] (0:11.15)	0:23.44 [1] (0:11.20)	0:12.24 [1] (0:12.24)
Average Speed [km/h]	47.4	70.0	65.9	64.5	64.1	58.8
Top Speed [km/h]	68.1	71.5	67.6	65.0	64.8	62.5
Avg. Dist. to Rail [m]	5.9	1.8	0.5	0.6	1.6	1.5
Avg. Stride Freq. [Hz]	2.5	2.6	2.5	2.5	2.5	2.4
Avg. Stride Length [m]	5.2	7.4	7.4	7.3	7.2	6.9



- [] Ranking at each section and finish
- .-.- No data available at this section
- NA No data available



Horse/Jockey Name	Mercian
Final Rank	3
Fastest Section Time (Section)	0:08.40 (Overall)
Top Speed [km/h] (Section)	68.4 (800m)
Race State	Finished



Doomben QLD Professional
Race 5: STRADBROKE SEASON BOOK NOW BENCHMARK 62
Handicap - 1110m

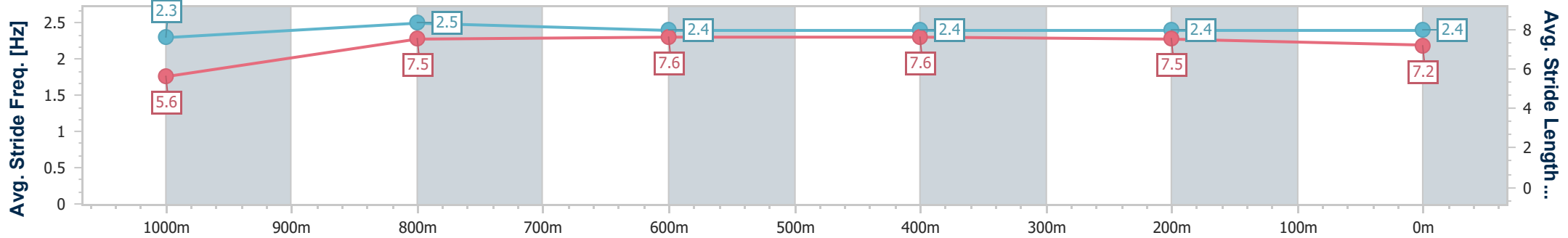
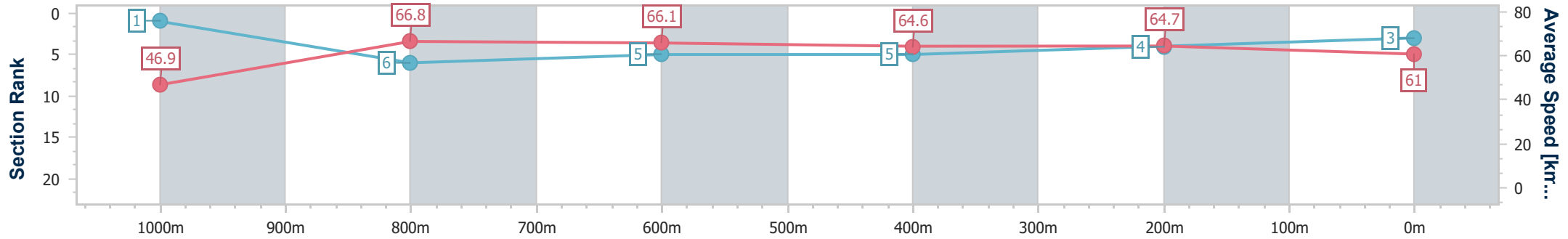


BRISBANE
 RACING CLUB

27 January 2025 - 16:05

Track Rating: Good 4, Weather: Overcast, Rail Position: +7m Entire

Section	Overall	1000m	800m	600m	400m	200m
Section Times	1:04.25 [3] (0:08.40)	0:55.85 [1] (0:10.89)	0:44.96 [6] (0:10.93)	0:34.03 [5] (0:11.16)	0:22.87 [5] (0:11.08)	0:11.79 [4] (0:11.79)
Average Speed [km/h]	46.9	66.8	66.1	64.6	64.7	61.0
Top Speed [km/h]	66.8	68.2	68.4	66.0	65.6	64.0
Avg. Dist. to Rail [m]	4.4	2.8	0.7	0.4	0.5	2.0
Avg. Stride Freq. [Hz]	2.3	2.5	2.4	2.4	2.4	2.4
Avg. Stride Length [m]	5.6	7.5	7.6	7.6	7.5	7.2



- [] Ranking at each section and finish
- .-.- No data available at this section
- NA No data available



Horse/Jockey Name	Boomster
Final Rank	4
Fastest Section Time (Section)	0:08.55 (Overall)
Top Speed [km/h] (Section)	71.8 (1000m)
Race State	Finished



Doomben QLD Professional
 Race 5: STRADBROKE SEASON BOOK NOW BENCHMARK 62
 Handicap - 1110m

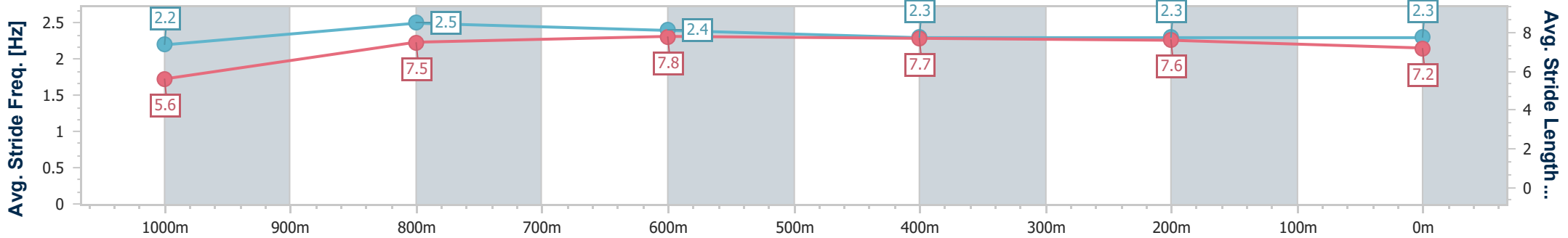
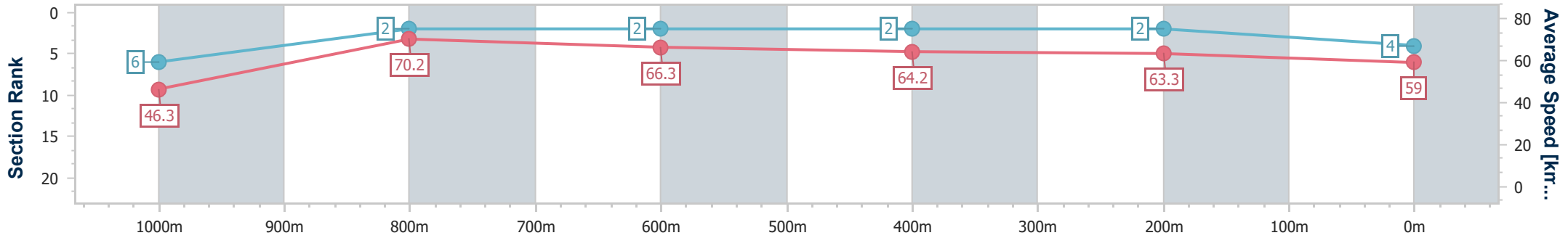


BRISBANE
 RACING CLUB

27 January 2025 - 16:05

Track Rating: Good 4, Weather: Overcast, Rail Position: +7m Entire

Section	Overall	1000m	800m	600m	400m	200m
Section Times	1:04.43 [4] (0:08.55)	0:55.88 [6] (0:10.32)	0:45.56 [2] (0:10.89)	0:34.67 [2] (0:11.14)	0:23.53 [2] (0:11.32)	0:12.21 [2] (0:12.21)
Average Speed [km/h]	46.3	70.2	66.3	64.2	63.3	59.0
Top Speed [km/h]	70.1	71.8	68.7	65.1	65.2	61.2
Avg. Dist. to Rail [m]	7.5	3.3	0.5	0.9	1.3	0.9
Avg. Stride Freq. [Hz]	2.2	2.5	2.4	2.3	2.3	2.3
Avg. Stride Length [m]	5.6	7.5	7.8	7.7	7.6	7.2



- [] Ranking at each section and finish
- .-.- No data available at this section
- NA No data available



Horse/Jockey Name	The Wolf
Final Rank	5
Fastest Section Time (Section)	0:08.54 (Overall)
Top Speed [km/h] (Section)	70.8 (1000m)
Race State	Finished

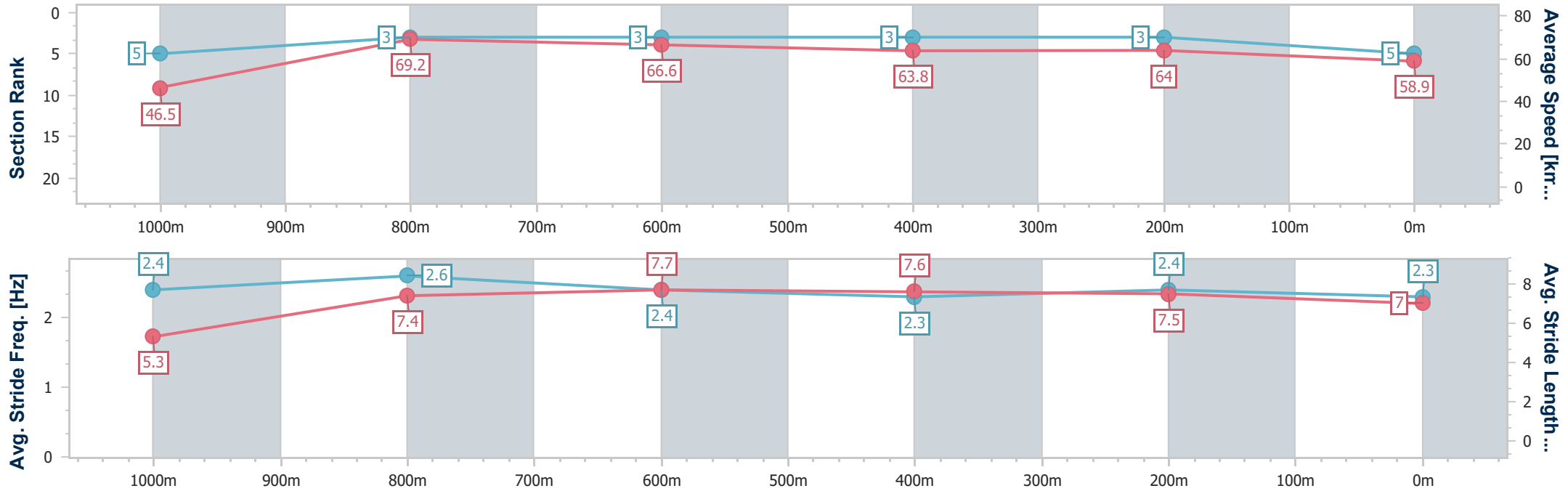


Doomben QLD Professional
Race 5: STRADBROKE SEASON BOOK NOW BENCHMARK 62
Handicap - 1110m
27 January 2025 - 16:05
Track Rating: Good 4, Weather: Overcast, Rail Position: +7m Entire



BRISBANE
RACING CLUB

Section	Overall	1000m	800m	600m	400m	200m
Section Times	1:04.53 [5] (0:08.54)	0:55.99 [5] (0:10.39)	0:45.60 [3] (0:10.84)	0:34.76 [3] (0:11.27)	0:23.49 [3] (0:11.28)	0:12.21 [3] (0:12.21)
Average Speed [km/h]	46.5	69.2	66.6	63.8	64.0	58.9
Top Speed [km/h]	67.2	70.8	69.0	65.3	64.8	61.6
Avg. Dist. to Rail [m]	1.2	0.4	0.5	0.5	0.2	0.2
Avg. Stride Freq. [Hz]	2.4	2.6	2.4	2.3	2.4	2.3
Avg. Stride Length [m]	5.3	7.4	7.7	7.6	7.5	7.0



- [] Ranking at each section and finish
- .-.- No data available at this section
- NA No data available



Horse/Jockey Name	Dance Wizzard
Final Rank	6
Fastest Section Time (Section)	0:08.53 (Overall)
Top Speed [km/h] (Section)	69.6 (1000m)
Race State	Finished



Doomben QLD Professional
Race 5: STRADBROKE SEASON BOOK NOW BENCHMARK 62
 Handicap - 1110m

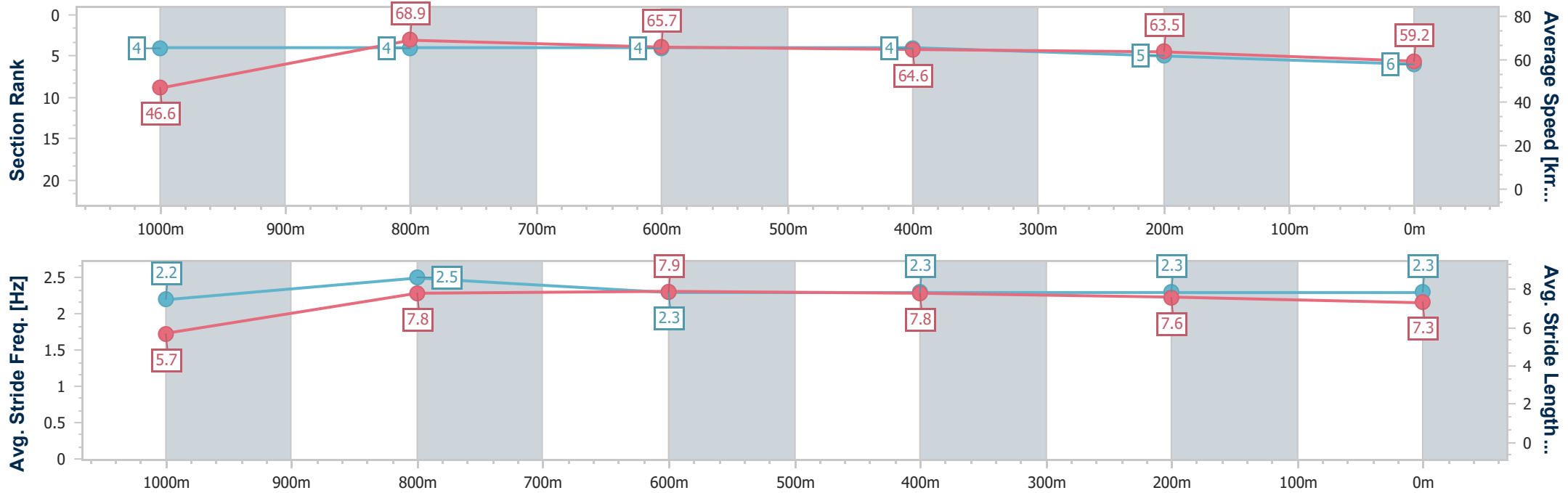


27 January 2025 - 16:05

BRISBANE
RACING CLUB

Track Rating: Good 4, Weather: Overcast, Rail Position: +7m Entire

Section	Overall	1000m	800m	600m	400m	200m
Section Times	1:04.66 [6] (0:08.53)	0:56.13 [4] (0:10.48)	0:45.65 [4] (0:10.95)	0:34.70 [4] (0:11.20)	0:23.50 [4] (0:11.33)	0:12.17 [5] (0:12.17)
Average Speed [km/h]	46.6	68.9	65.7	64.6	63.5	59.2
Top Speed [km/h]	67.1	69.6	68.2	66.0	64.8	62.6
Avg. Dist. to Rail [m]	2.4	1.0	0.6	0.4	0.9	2.6
Avg. Stride Freq. [Hz]	2.2	2.5	2.3	2.3	2.3	2.3
Avg. Stride Length [m]	5.7	7.8	7.9	7.8	7.6	7.3



- [] Ranking at each section and finish
- .-.- No data available at this section
- NA No data available



Horse/Jockey Name	Don't Be Dramatic
Final Rank	7
Fastest Section Time (Section)	0:09.07 (Overall)
Top Speed [km/h] (Section)	70.7 (1000m)
Race State	Finished



Doomben QLD Professional
 Race 5: STRADBROKE SEASON BOOK NOW BENCHMARK 62
 Handicap - 1110m

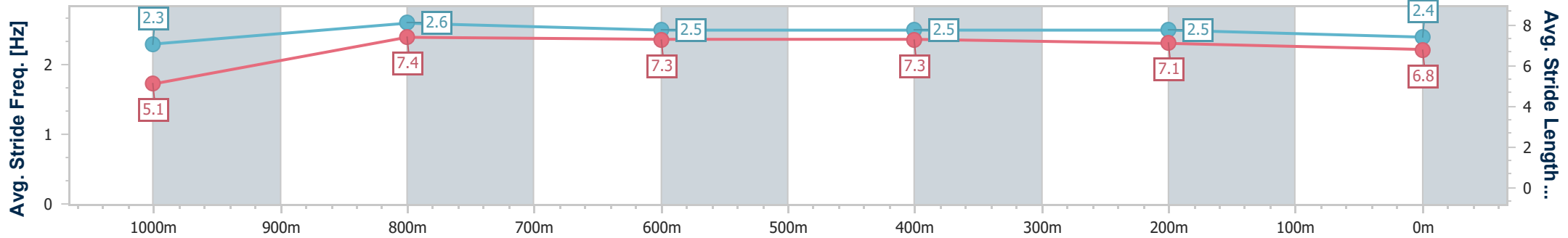
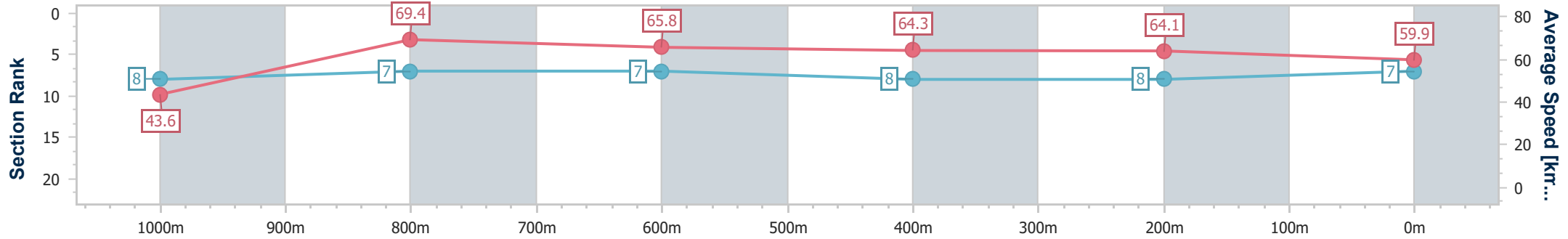


BRISBANE
 RACING CLUB

27 January 2025 - 16:05

Track Rating: Good 4, Weather: Overcast, Rail Position: +7m Entire

Section	Overall	1000m	800m	600m	400m	200m
Section Times	1:04.81 [7] (0:09.07)	0:55.74 [8] (0:10.37)	0:45.37 [7] (0:10.94)	0:34.43 [7] (0:11.23)	0:23.20 [8] (0:11.15)	0:12.05 [8] (0:12.05)
Average Speed [km/h]	43.6	69.4	65.8	64.3	64.1	59.9
Top Speed [km/h]	67.1	70.7	69.5	65.1	65.5	63.5
Avg. Dist. to Rail [m]	1.1	0.3	0.3	0.4	1.2	4.9
Avg. Stride Freq. [Hz]	2.3	2.6	2.5	2.5	2.5	2.4
Avg. Stride Length [m]	5.1	7.4	7.3	7.3	7.1	6.8



- [] Ranking at each section and finish
- .-.- No data available at this section
- NA No data available



Horse/Jockey Name	Limahuli
Final Rank	8
Fastest Section Time (Section)	0:08.49 (Overall)
Top Speed [km/h] (Section)	70.6 (1000m)
Race State	Finished



Doomben QLD Professional
Race 5: STRADBROKE SEASON BOOK NOW BENCHMARK 62
Handicap - 1110m

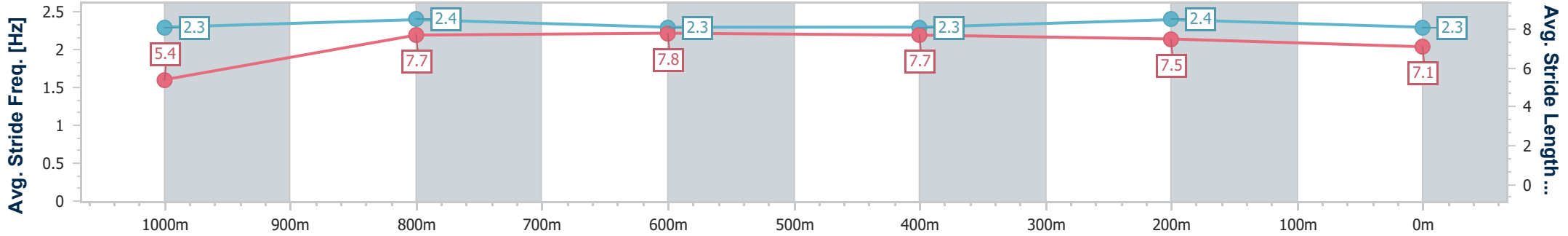
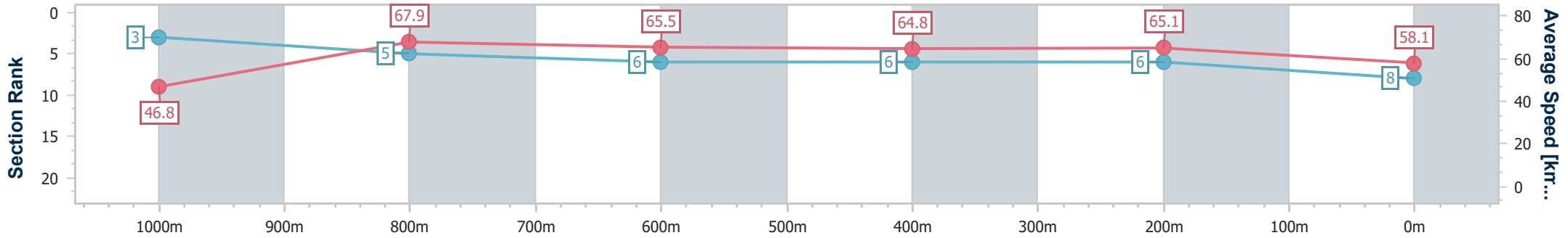


BRISBANE
RACING CLUB

27 January 2025 - 16:05

Track Rating: Good 4, Weather: Overcast, Rail Position: +7m Entire

Section	Overall	1000m	800m	600m	400m	200m
Section Times	1:04.87 [8] (0:08.49)	0:56.38 [3] (0:10.63)	0:45.75 [5] (0:11.11)	0:34.64 [6] (0:11.19)	0:23.45 [6] (0:11.12)	0:12.33 [6] (0:12.33)
Average Speed [km/h]	46.8	67.9	65.5	64.8	65.1	58.1
Top Speed [km/h]	67.9	70.6	66.4	66.1	66.0	63.7
Avg. Dist. to Rail [m]	2.7	0.9	1.7	1.6	2.0	2.9
Avg. Stride Freq. [Hz]	2.3	2.4	2.3	2.3	2.4	2.3
Avg. Stride Length [m]	5.4	7.7	7.8	7.7	7.5	7.1



- [] Ranking at each section and finish
- .-.- No data available at this section
- NA No data available



Doomben QLD Professional

Race 6: SKY RACING Class 4 Handicap - 1350m

27 January 2025 - 16:43



BRISBANE
RACING CLUB

Track Rating: Good 4, Weather: Overcast, Rail Position: +7m Entire

Section												Last 600m	
Field Times		Overall	1200m	1000m	800m	600m	400m						
		1:19.65 (0:10.89)	1:08.76 (0:10.92)	0:57.84 (0:11.81)	0:46.03 (0:11.99)	0:34.04 (0:11.52)	0:22.52 (0:10.97)						0:34.04
Rank	TAB	Horse/Jockey	Barrier	Top Speed [km/h]	Fastest Section							Distance Travelled [m]	
1	1	I SEE YOU COMING	1	67.0	0:10.92	1:19.65 [1]	1:08.40 [4]	0:57.30 [4]	0:45.74 [4]	0:33.77 [4]	0:22.27 [4]	0:33.77	
		Michael Rodd		400m	400m	(0:11.25)	(0:11.10)	(0:11.56)	(0:11.97)	(0:11.50)	(0:10.92)		
2	8	OCEAN ZAR	7	67.6	0:10.81	1:19.67 [2]	1:08.78 [1]	0:57.63 [3]	0:45.87 [3]	0:33.85 [3]	0:22.34 [3]	0:33.85	+8
		Ron Stewart		400m	400m	(0:10.89)	(0:11.15)	(0:11.76)	(0:12.02)	(0:11.51)	(0:10.81)		
3	9	CHARLIE'S CASE	10	66.9	0:10.89	1:19.69 [3]	1:08.80 [1]	0:57.81 [2]	0:46.04 [2]	0:34.07 [2]	0:22.53 [2]	0:34.07	+5
		Tahlia Fenlon		1200m	Overall	(0:10.89)	(0:10.99)	(0:11.77)	(0:11.97)	(0:11.54)	(0:10.94)		
4	4	BANDASHA	5	67.5	0:10.91	1:19.74 [4]	1:08.48 [5]	0:57.31 [5]	0:45.59 [5]	0:33.58 [5]	0:22.07 [8]	0:33.58	+5
		Martin Harley		400m	400m	(0:11.26)	(0:11.17)	(0:11.72)	(0:12.01)	(0:11.51)	(0:10.91)		
5	10	EXECUTIVE STRESS	4	67.4	0:10.89	1:19.76 [5]	1:08.87 [3]	0:57.95 [1]	0:46.14 [1]	0:34.15 [1]	0:22.63 [1]	0:34.15	+1
		Nikita Beriman		1200m	Overall	(0:10.89)	(0:10.92)	(0:11.81)	(0:11.99)	(0:11.52)	(0:10.98)		
6	6	TANNENBURG	2	67.9	0:10.84	1:19.79 [6]	1:08.22 [7]	0:57.13 [7]	0:45.56 [6]	0:33.61 [6]	0:22.19 [5]	0:33.61	+2
		Andrew Mallyon		400m	400m	(0:11.57)	(0:11.09)	(0:11.57)	(0:11.95)	(0:11.42)	(0:10.84)		
7	12	FAIRWAY CHOICE	8	67.7	0:10.75	1:19.94 [7]	1:07.94 [9]	0:56.86 [9]	0:45.57 [8]	0:33.66 [8]	0:22.28 [7]	0:33.66	-3
		Kyle Wilson-Taylor		400m	400m	(0:12.00)	(0:11.08)	(0:11.29)	(0:11.91)	(0:11.38)	(0:10.75)		
8	5	SUPER CHILLED	6	68.0	0:10.77	1:20.06 [8]	1:08.34 [8]	0:57.15 [8]	0:45.48 [9]	0:33.52 [9]	0:22.00 [9]	0:33.52	+4
		James Orman		400m	400m	(0:11.72)	(0:11.19)	(0:11.67)	(0:11.96)	(0:11.52)	(0:10.77)		
9	16	EXTESSIVE	3	66.5	0:11.02	1:20.17 [9]	1:08.68 [6]	0:57.57 [6]	0:45.86 [7]	0:33.90 [7]	0:22.52 [6]	0:33.90	-1
		Angela Jones		400m	400m	(0:11.49)	(0:11.11)	(0:11.71)	(0:11.96)	(0:11.38)	(0:11.02)		
10	13	CARDSHARP	9	66.7	0:10.89	1:20.90 [10]	1:08.69 [10]	0:57.63 [10]	0:46.13 [10]	0:34.01 [10]	0:22.58 [10]	0:34.01	-1
		Emily Lang		1200m	400m	(0:12.21)	(0:11.06)	(0:11.50)	(0:12.12)	(0:11.43)	(0:10.89)		

Scratched: Field Of Myrtle (#14), Casrock (#15), The Replicant (#11), Badgers Nuts (#3), North Channel (#7), Runwiththetide (#2)

[] Ranking at each section and finish
 -:-:- No data available at this section
 NA No data available

SCN Saddle cloth number
 DNF Did not finish
 DNT Did not track



Doomben QLD Professional
Race 6: SKY RACING Class 4 Handicap - 1350m
 27 January 2025 - 16:43



Track Rating: Good 4, Weather: Overcast, Rail Position: +7m Entire

Section				200m				Last 600m	
Field Times				0:11.55				0:34.04	
Rank	TAB	Horse/Jockey	Barrier	Top Speed [km/h]	Fastest Section	Margin			Distance Travelled [m]
1	1	I SEE YOU COMING Michael Rodd	1	67.0 400m	0:10.92 400m	0:11.35 [4] (0:11.35)	1:19.65		0:33.77
2	8	OCEAN ZAR Ron Stewart	7	67.6 400m	0:10.81 400m	0:11.53 [3] (0:11.53)	0.07L		0:33.85 +8
3	9	CHARLIE'S CASE Tahlia Fenlon	10	66.9 1200m	0:10.89 Overall	0:11.59 [1] (0:11.59)	0.23L		0:34.07 +5
4	4	BANDASHA Martin Harley	5	67.5 400m	0:10.91 400m	0:11.16 [7] (0:11.16)	0.52L		0:33.58 +5
5	10	EXECUTIVE STRESS Nikita Beriman	4	67.4 1200m	0:10.89 Overall	0:11.65 [2] (0:11.65)	0.64L		0:34.15 +1
6	6	TANNENBURG Andrew Mallyon	2	67.9 400m	0:10.84 400m	0:11.35 [6] (0:11.35)	0.82L		0:33.61 +2
7	12	FAIRWAY CHOICE Kyle Wilson-Taylor	8	67.7 400m	0:10.75 400m	0:11.53 [5] (0:11.53)	1.7L		0:33.66 -3
8	5	SUPER CHILLED James Orman	6	68.0 400m	0:10.77 400m	0:11.23 [9] (0:11.23)	2.41L		0:33.52 +4
9	16	EXTESSIVE Angela Jones	3	66.5 400m	0:11.02 400m	0:11.50 [8] (0:11.50)	3.01L		0:33.90 -1
10	13	CARDSHARP Emily Lang	9	66.7 1200m	0:10.89 400m	0:11.69 [10] (0:11.69)	7.35L		0:34.01 -1

Scratched: Field Of Myrtle (#14), Casrock (#15), The Replicant (#11), Badgers Nuts (#3), North Channel (#7), Runwiththetide (#2)

[] Ranking at each section and finish
 -:-:- No data available at this section
 NA No data available

SCN Saddle cloth number
 DNF Did not finish
 DNT Did not track



Horse/Jockey Name	I See You Coming
Final Rank	1
Fastest Section Time (Section)	0:10.92 (400m)
Top Speed [km/h] (Section)	67.0 (400m)
Race State	Finished



Doomben QLD Professional

Race 6: SKY RACING Class 4 Handicap - 1350m

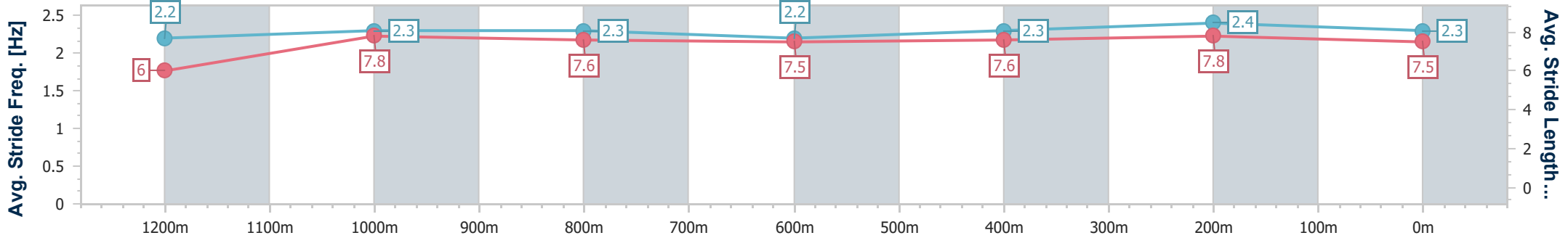
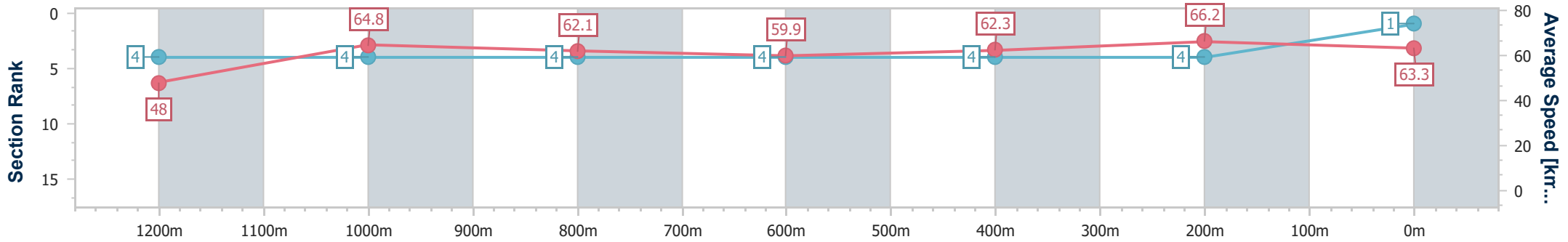
27 January 2025 - 16:43

Track Rating: Good 4, Weather: Overcast, Rail Position: +7m Entire



BRISBANE RACING CLUB

Section	Overall	1200m	1000m	800m	600m	400m	200m
Section Times	1:19.65 [1] (0:11.25)	1:08.40 [4] (0:11.10)	0:57.30 [4] (0:11.56)	0:45.74 [4] (0:11.97)	0:33.77 [4] (0:11.50)	0:22.27 [4] (0:10.92)	0:11.35 [4] (0:11.35)
Average Speed [km/h]	48.0	64.8	62.1	59.9	62.3	66.2	63.3
Top Speed [km/h]	64.4	65.6	65.1	60.9	64.6	67.0	66.2
Avg. Dist. to Rail [m]	0.6	0.3	0.4	0.5	0.6	0.7	0.3
Avg. Stride Freq. [Hz]	2.2	2.3	2.3	2.2	2.3	2.4	2.3
Avg. Stride Length [m]	6.0	7.8	7.6	7.5	7.6	7.8	7.5



- [] Ranking at each section and finish
- .-.- No data available at this section
- NA No data available



Horse/Jockey Name	Ocean Zar
Final Rank	2
Fastest Section Time (Section)	0:10.81 (400m)
Top Speed [km/h] (Section)	67.6 (400m)
Race State	Finished



Doomben QLD Professional

Race 6: SKY RACING Class 4 Handicap - 1350m

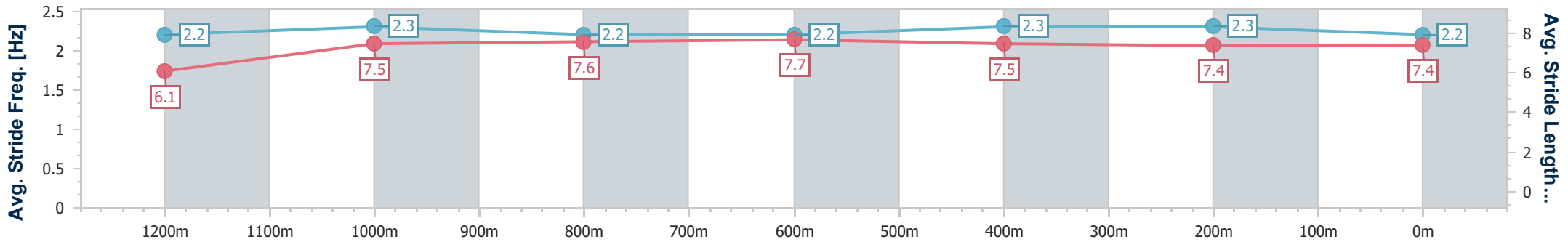
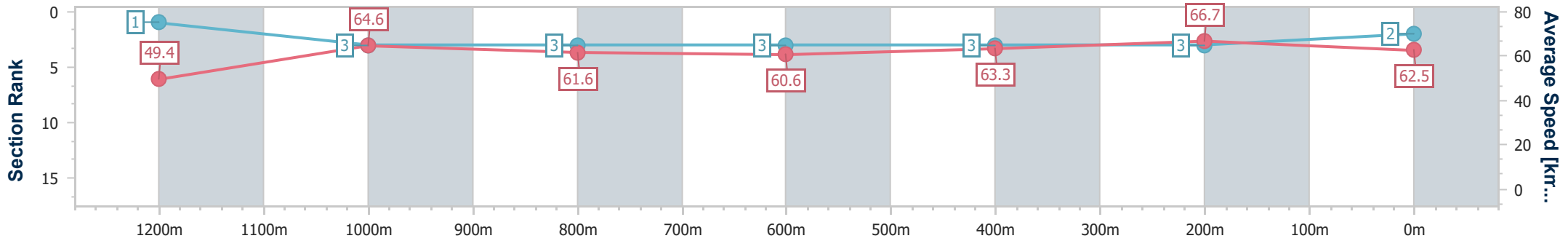
27 January 2025 - 16:43

Track Rating: Good 4, Weather: Overcast, Rail Position: +7m Entire



BRISBANE RACING CLUB

Section	Overall	1200m	1000m	800m	600m	400m	200m
Section Times	1:19.67 [2] (0:10.89)	1:08.78 [1] (0:11.15)	0:57.63 [3] (0:11.76)	0:45.87 [3] (0:12.02)	0:33.85 [3] (0:11.51)	0:22.34 [3] (0:10.81)	0:11.53 [3] (0:11.53)
Average Speed [km/h]	49.4	64.6	61.6	60.6	63.3	66.7	62.5
Top Speed [km/h]	64.4	64.8	63.4	61.9	65.7	67.6	66.0
Avg. Dist. to Rail [m]	5.6	1.6	2.1	2.4	1.8	2.6	4.1
Avg. Stride Freq. [Hz]	2.2	2.3	2.2	2.2	2.3	2.3	2.2
Avg. Stride Length [m]	6.1	7.5	7.6	7.7	7.5	7.4	7.4



- [] Ranking at each section and finish
- .-.- No data available at this section
- NA No data available



Horse/Jockey Name	Charlie's Case
Final Rank	3
Fastest Section Time (Section)	0:10.89 (Overall)
Top Speed [km/h] (Section)	66.9 (1200m)
Race State	Finished



Doomben QLD Professional

Race 6: SKY RACING Class 4 Handicap - 1350m

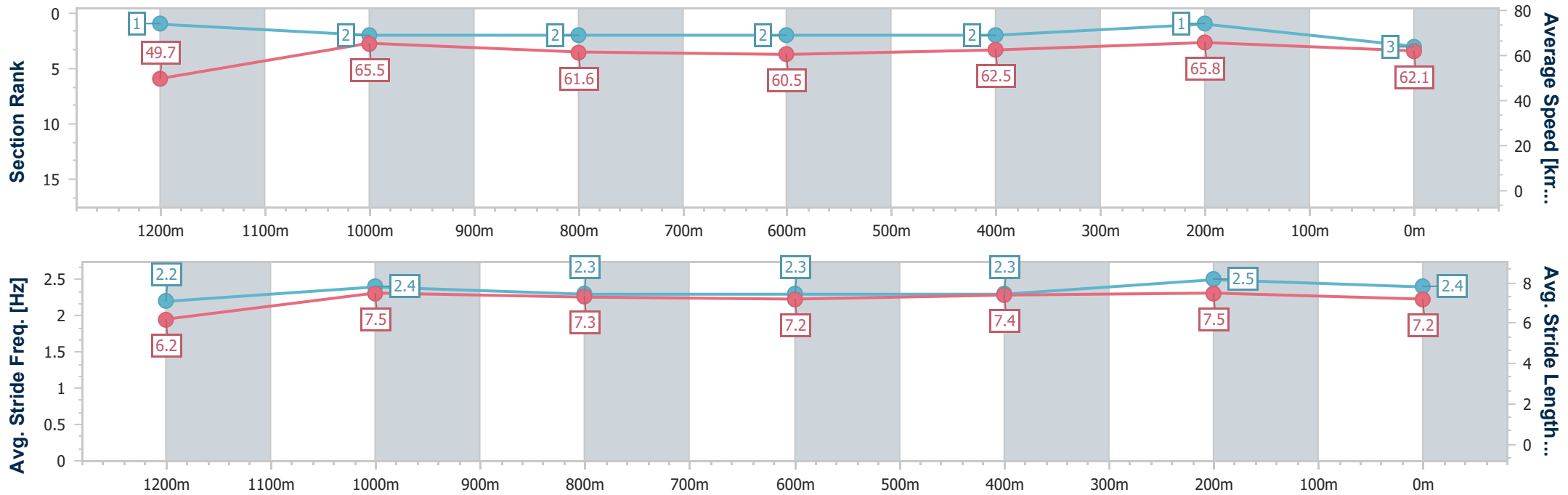
27 January 2025 - 16:43

Track Rating: Good 4, Weather: Overcast, Rail Position: +7m Entire



BRISBANE RACING CLUB

Section	Overall	1200m	1000m	800m	600m	400m	200m
Section Times	1:19.69 [3] (0:10.89)	1:08.80 [1] (0:10.99)	0:57.81 [2] (0:11.77)	0:46.04 [2] (0:11.97)	0:34.07 [2] (0:11.54)	0:22.53 [2] (0:10.94)	0:11.59 [1] (0:11.59)
Average Speed [km/h]	49.7	65.5	61.6	60.5	62.5	65.8	62.1
Top Speed [km/h]	65.2	66.9	63.7	61.8	65.9	66.9	65.8
Avg. Dist. to Rail [m]	8.7	3.0	2.0	0.9	0.3	1.3	2.4
Avg. Stride Freq. [Hz]	2.2	2.4	2.3	2.3	2.3	2.5	2.4
Avg. Stride Length [m]	6.2	7.5	7.3	7.2	7.4	7.5	7.2



- [] Ranking at each section and finish
- .-.- No data available at this section
- NA No data available



Horse/Jockey Name	Bandasha
Final Rank	4
Fastest Section Time (Section)	0:10.91 (400m)
Top Speed [km/h] (Section)	67.5 (400m)
Race State	Finished



Doomben QLD Professional

Race 6: SKY RACING Class 4 Handicap - 1350m

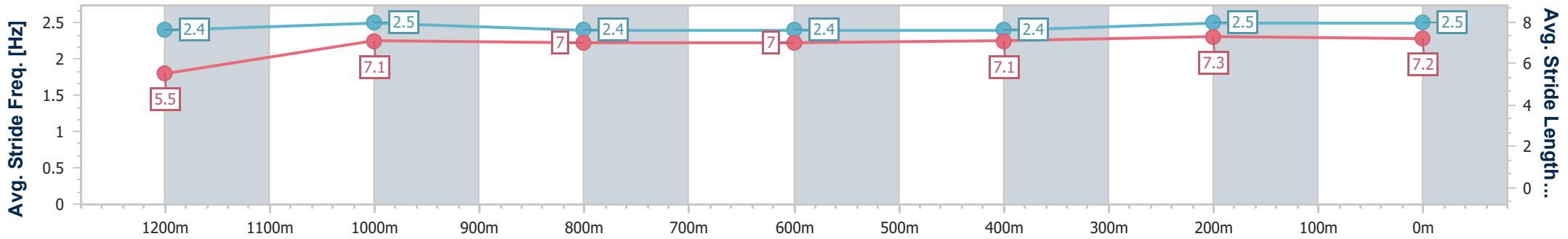
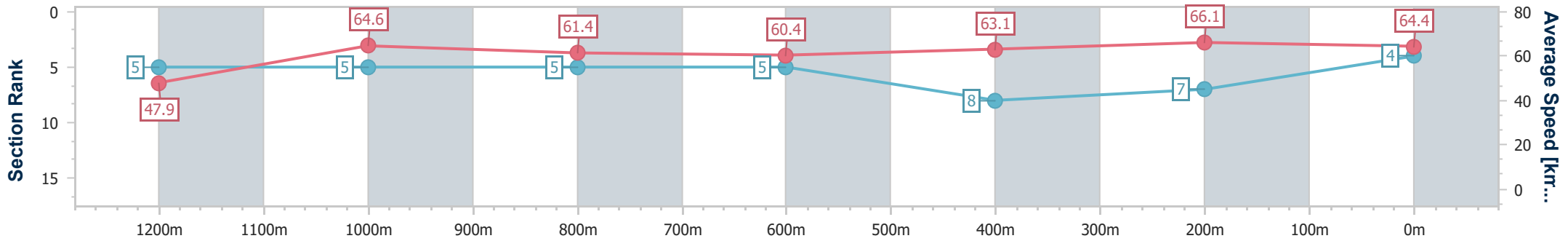
27 January 2025 - 16:43

Track Rating: Good 4, Weather: Overcast, Rail Position: +7m Entire



BRISBANE RACING CLUB

Section	Overall	1200m	1000m	800m	600m	400m	200m
Section Times	1:19.74 [4] (0:11.26)	1:08.48 [5] (0:11.17)	0:57.31 [5] (0:11.72)	0:45.59 [5] (0:12.01)	0:33.58 [5] (0:11.51)	0:22.07 [8] (0:10.91)	0:11.16 [7]
Average Speed [km/h]	47.9	64.6	61.4	60.4	63.1	66.1	64.4
Top Speed [km/h]	63.8	65.0	64.1	61.5	65.1	67.5	66.7
Avg. Dist. to Rail [m]	4.1	0.7	0.8	1.7	1.2	2.6	3.5
Avg. Stride Freq. [Hz]	2.4	2.5	2.4	2.4	2.4	2.5	2.5
Avg. Stride Length [m]	5.5	7.1	7.0	7.0	7.1	7.3	7.2



- [] Ranking at each section and finish
- .-.- No data available at this section
- NA No data available



Horse/Jockey Name	Executive Stress
Final Rank	5
Fastest Section Time (Section)	0:10.89 (Overall)
Top Speed [km/h] (Section)	67.4 (1200m)
Race State	Finished

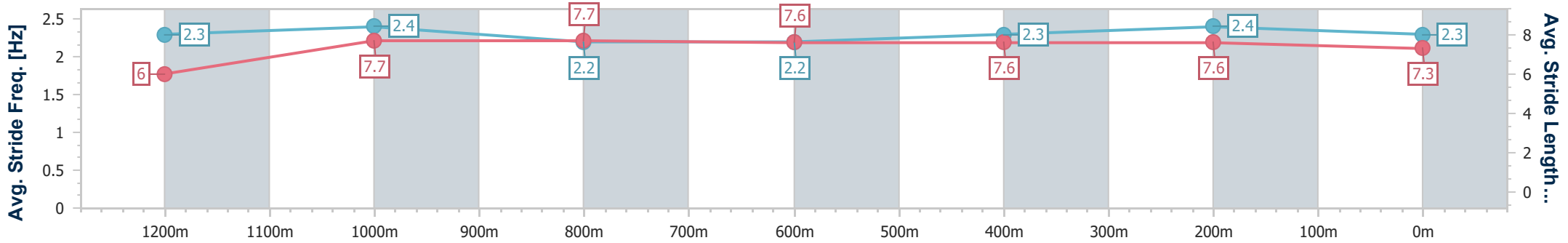
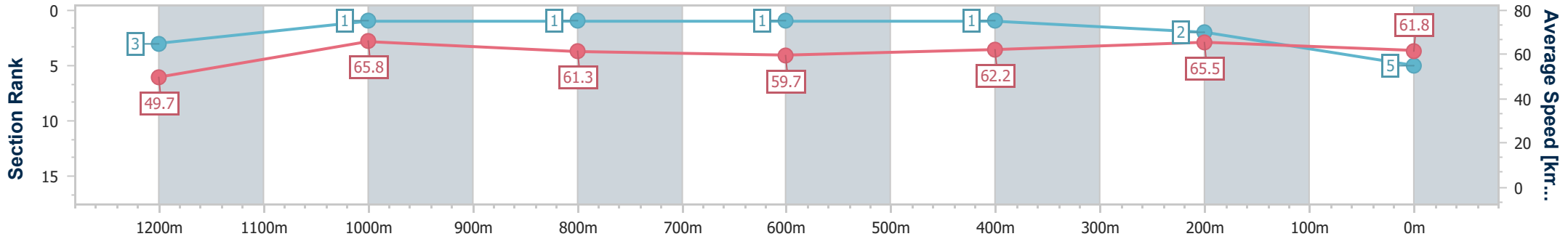


Doomben QLD Professional
Race 6: SKY RACING Class 4 Handicap - 1350m
 27 January 2025 - 16:43
 Track Rating: Good 4, Weather: Overcast, Rail Position: +7m Entire



BRISBANE
RACING CLUB

Section	Overall	1200m	1000m	800m	600m	400m	200m
Section Times	1:19.76 [5] (0:10.89)	1:08.87 [3] (0:10.92)	0:57.95 [1] (0:11.81)	0:46.14 [1] (0:11.99)	0:34.15 [1] (0:11.52)	0:22.63 [1] (0:10.98)	0:11.65 [2] (0:11.65)
Average Speed [km/h]	49.7	65.8	61.3	59.7	62.2	65.5	61.8
Top Speed [km/h]	66.1	67.4	64.1	60.5	64.3	66.3	64.2
Avg. Dist. to Rail [m]	3.5	1.0	1.0	0.3	1.3	0.7	0.3
Avg. Stride Freq. [Hz]	2.3	2.4	2.2	2.2	2.3	2.4	2.3
Avg. Stride Length [m]	6.0	7.7	7.7	7.6	7.6	7.6	7.3



- [] Ranking at each section and finish
- .-.- No data available at this section
- NA No data available



Horse/Jockey Name	Tannenburg
Final Rank	6
Fastest Section Time (Section)	0:10.84 (400m)
Top Speed [km/h] (Section)	67.9 (400m)
Race State	Finished



Doomben QLD Professional

Race 6: SKY RACING Class 4 Handicap - 1350m

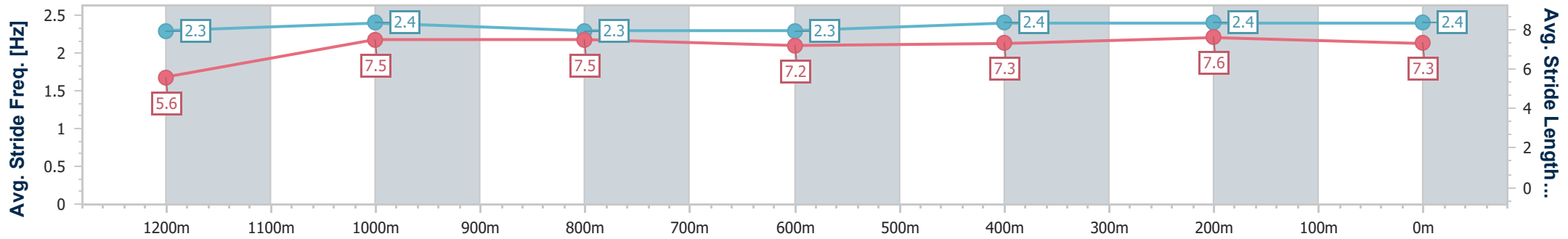
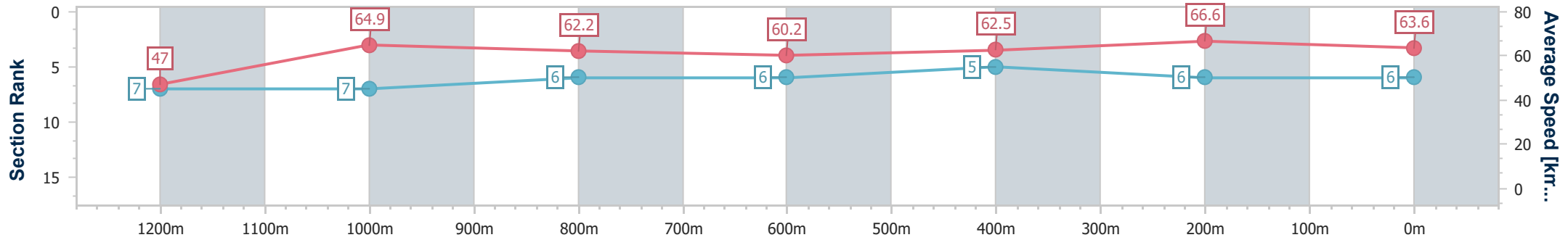
27 January 2025 - 16:43

Track Rating: Good 4, Weather: Overcast, Rail Position: +7m Entire



BRISBANE RACING CLUB

Section	Overall	1200m	1000m	800m	600m	400m	200m
Section Times	1:19.79 [6] (0:11.57)	1:08.22 [7] (0:11.09)	0:57.13 [7] (0:11.57)	0:45.56 [6] (0:11.95)	0:33.61 [6] (0:11.42)	0:22.19 [5] (0:10.84)	0:11.35 [6] (0:11.35)
Average Speed [km/h]	47.0	64.9	62.2	60.2	62.5	66.6	63.6
Top Speed [km/h]	64.1	65.7	64.5	61.5	65.0	67.9	66.7
Avg. Dist. to Rail [m]	1.7	1.0	1.5	1.1	1.1	2.0	5.6
Avg. Stride Freq. [Hz]	2.3	2.4	2.3	2.3	2.4	2.4	2.4
Avg. Stride Length [m]	5.6	7.5	7.5	7.2	7.3	7.6	7.3



- [] Ranking at each section and finish
- .-.- No data available at this section
- NA No data available



Horse/Jockey Name	Fairway Choice
Final Rank	7
Fastest Section Time (Section)	0:10.75 (400m)
Top Speed [km/h] (Section)	67.7 (400m)
Race State	Finished



Doomben QLD Professional

Race 6: SKY RACING Class 4 Handicap - 1350m

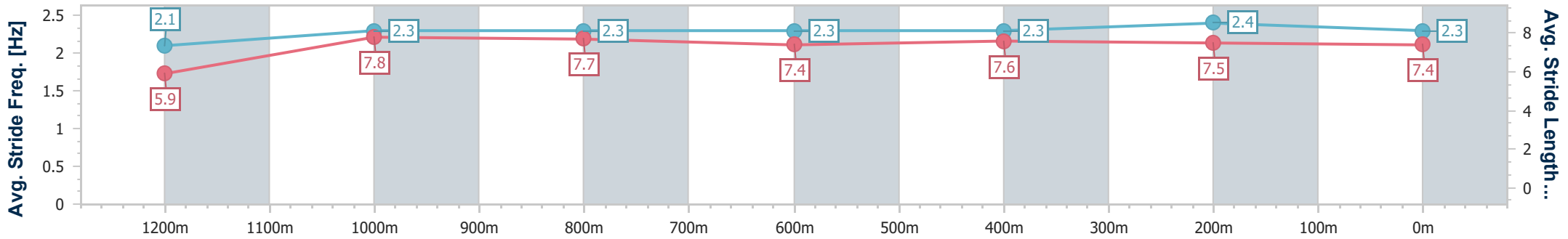
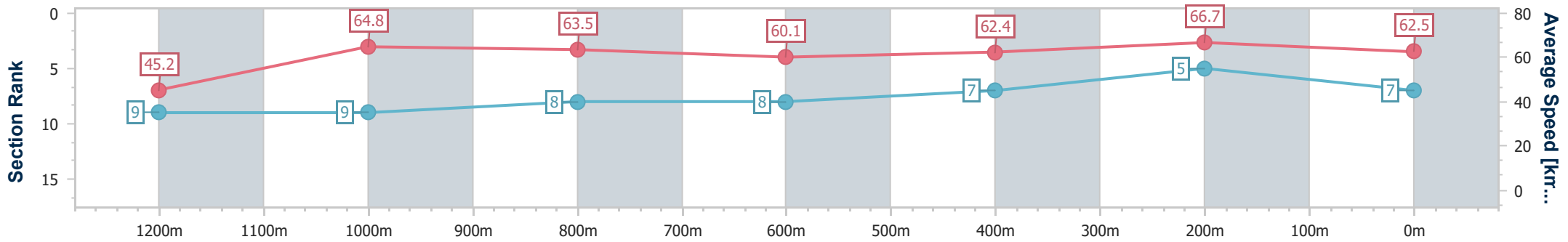
27 January 2025 - 16:43

Track Rating: Good 4, Weather: Overcast, Rail Position: +7m Entire



BRISBANE RACING CLUB

Section	Overall	1200m	1000m	800m	600m	400m	200m
Section Times	1:19.94 [7] (0:12.00)	1:07.94 [9] (0:11.08)	0:56.86 [9] (0:11.29)	0:45.57 [8] (0:11.91)	0:33.66 [8] (0:11.38)	0:22.28 [7] (0:10.75)	0:11.53 [5] (0:11.53)
Average Speed [km/h]	45.2	64.8	63.5	60.1	62.4	66.7	62.5
Top Speed [km/h]	61.6	66.4	65.5	62.0	65.3	67.7	66.1
Avg. Dist. to Rail [m]	5.0	0.7	1.5	1.3	2.2	1.2	1.8
Avg. Stride Freq. [Hz]	2.1	2.3	2.3	2.3	2.3	2.4	2.3
Avg. Stride Length [m]	5.9	7.8	7.7	7.4	7.6	7.5	7.4



- [] Ranking at each section and finish
- .-.- No data available at this section
- NA No data available



Horse/Jockey Name	Super Chilled
Final Rank	8
Fastest Section Time (Section)	0:10.77 (400m)
Top Speed [km/h] (Section)	68.0 (400m)
Race State	Finished

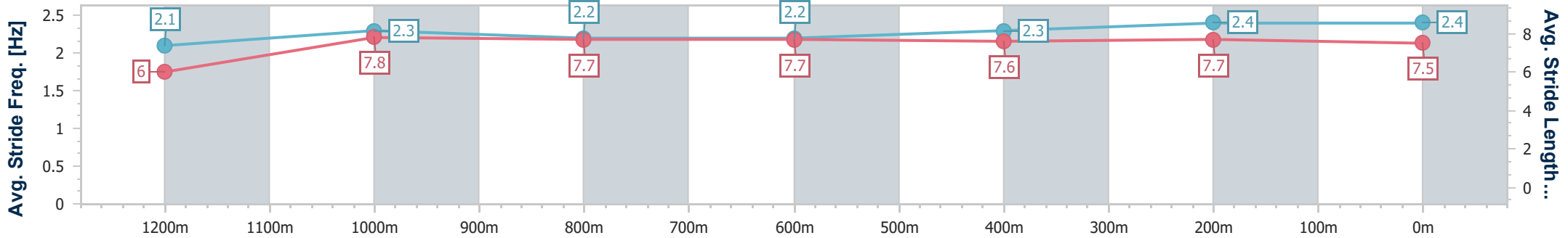
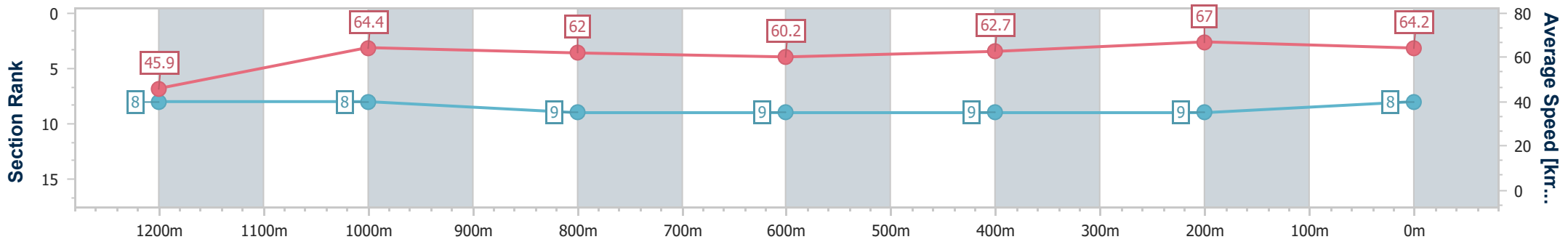


Doomben QLD Professional
Race 6: SKY RACING Class 4 Handicap - 1350m
 27 January 2025 - 16:43
 Track Rating: Good 4, Weather: Overcast, Rail Position: +7m Entire



BRISBANE
RACING CLUB

Section	Overall	1200m	1000m	800m	600m	400m	200m
Section Times	1:20.06 [8] (0:11.72)	1:08.34 [8] (0:11.19)	0:57.15 [8] (0:11.67)	0:45.48 [9] (0:11.96)	0:33.52 [9] (0:11.52)	0:22.00 [9] (0:10.77)	0:11.23 [9] (0:11.23)
Average Speed [km/h]	45.9	64.4	62.0	60.2	62.7	67.0	64.2
Top Speed [km/h]	62.1	65.2	63.9	62.1	66.1	68.0	66.5
Avg. Dist. to Rail [m]	4.0	1.6	1.5	0.3	0.5	2.0	3.8
Avg. Stride Freq. [Hz]	2.1	2.3	2.2	2.2	2.3	2.4	2.4
Avg. Stride Length [m]	6.0	7.8	7.7	7.7	7.6	7.7	7.5



- [] Ranking at each section and finish
- .-.- No data available at this section
- NA No data available



Horse/Jockey Name	Extensive
Final Rank	9
Fastest Section Time (Section)	0:11.02 (400m)
Top Speed [km/h] (Section)	66.5 (400m)
Race State	Finished



Doomben QLD Professional

Race 6: SKY RACING Class 4 Handicap - 1350m

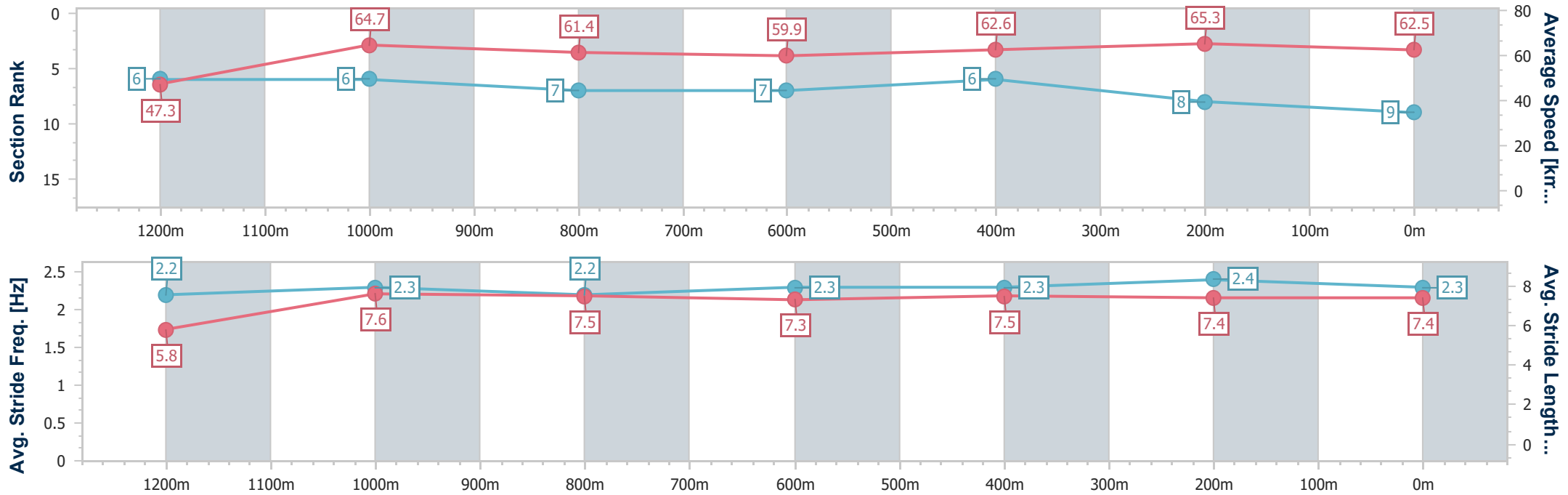
27 January 2025 - 16:43

Track Rating: Good 4, Weather: Overcast, Rail Position: +7m Entire



BRISBANE RACING CLUB

Section	Overall	1200m	1000m	800m	600m	400m	200m
Section Times	1:20.17 [9] (0:11.49)	1:08.68 [6] (0:11.11)	0:57.57 [6] (0:11.71)	0:45.86 [7] (0:11.96)	0:33.90 [7] (0:11.38)	0:22.52 [6] (0:11.02)	0:11.50 [8] (0:11.50)
Average Speed [km/h]	47.3	64.7	61.4	59.9	62.6	65.3	62.5
Top Speed [km/h]	62.8	66.0	64.5	62.7	63.9	66.5	65.9
Avg. Dist. to Rail [m]	1.5	0.9	0.5	1.3	1.9	2.2	4.5
Avg. Stride Freq. [Hz]	2.2	2.3	2.2	2.3	2.3	2.4	2.3
Avg. Stride Length [m]	5.8	7.6	7.5	7.3	7.5	7.4	7.4



- [] Ranking at each section and finish
- .-.- No data available at this section
- NA No data available



Horse/Jockey Name	Cardsharp
Final Rank	10
Fastest Section Time (Section)	0:10.89 (400m)
Top Speed [km/h] (Section)	66.7 (1200m)
Race State	Finished



Doomben QLD Professional

Race 6: SKY RACING Class 4 Handicap - 1350m

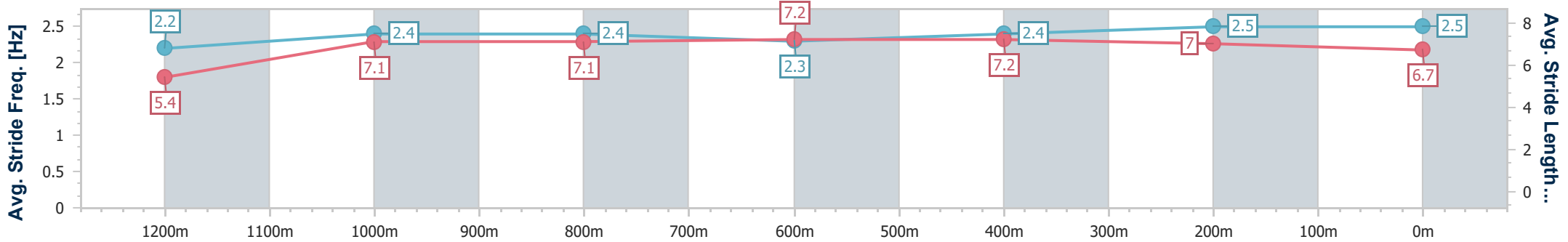
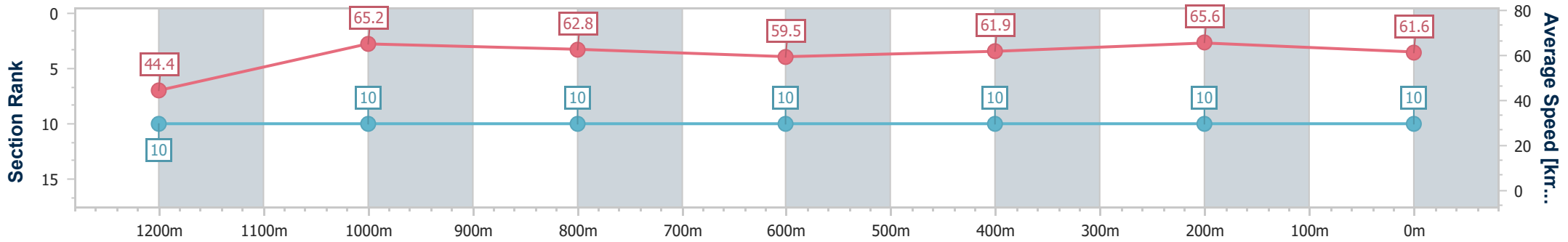
27 January 2025 - 16:43

Track Rating: Good 4, Weather: Overcast, Rail Position: +7m Entire



BRISBANE RACING CLUB

Section	Overall	1200m	1000m	800m	600m	400m	200m
Section Times	1:20.90 [10] (0:12.21)	1:08.69 [10] (0:11.06)	0:57.63 [10] (0:11.50)	0:46.13 [10] (0:12.12)	0:34.01 [10] (0:11.43)	0:22.58 [10] (0:10.89)	0:11.69 [10] (0:11.69)
Average Speed [km/h]	44.4	65.2	62.8	59.5	61.9	65.6	61.6
Top Speed [km/h]	60.1	66.7	66.2	61.3	63.6	66.4	65.5
Avg. Dist. to Rail [m]	5.1	1.1	1.2	0.5	3.2	2.3	3.2
Avg. Stride Freq. [Hz]	2.2	2.4	2.4	2.3	2.4	2.5	2.5
Avg. Stride Length [m]	5.4	7.1	7.1	7.2	7.2	7.0	6.7



- [] Ranking at each section and finish
- .-.- No data available at this section
- NA No data available



Doomben QLD Professional

Race 7: LADBROKES COMMUNITIES BENCHMARK 60 Handicap - 1350m

27 January 2025 - 17:20



BRISBANE
RACING CLUB

Track Rating: Good 4, Weather: Overcast, Rail Position: +7m Entire

Section		Overall	1200m	1000m	800m	600m	400m	Last 600m				
Field Times		1:18.62 (0:10.68)	1:07.94 (0:10.35)	0:57.59 (0:10.88)	0:46.71 (0:11.33)	0:35.38 (0:11.61)	0:23.77 (0:11.58)	0:35.38				
Rank	TAB Horse/Jockey	Barrier	Top Speed [km/h]	Fastest Section					Distance Travelled [m]			
1	17 BUCKS FIZZ Nikita Beriman	2	70.2 1200m	0:10.40 1200m	1:18.62 [1] (0:10.79)	1:07.83 [4] (0:10.40)	0:57.43 [4] (0:11.02)	0:46.41 [3] (0:11.45)	0:34.96 [3] (0:11.42)	0:23.54 [2] (0:11.40)	0:34.96	
2	15 VALETUDO Ryan Maloney	7	68.6 1200m	0:10.68 1200m	1:18.94 [2] (0:11.22)	1:07.72 [7] (0:10.68)	0:57.04 [8] (0:11.03)	0:46.01 [8] (0:11.41)	0:34.60 [7] (0:11.41)	0:23.19 [8] (0:11.21)	0:34.60	-1
3	8 KEEP SAFE Jasper Franklin	6	70.5 1200m	0:10.35 1200m	1:19.08 [3] (0:10.68)	1:08.40 [1] (0:10.35)	0:58.05 [1] (0:10.88)	0:47.17 [1] (0:11.33)	0:35.84 [1] (0:11.61)	0:24.23 [1] (0:11.58)	0:35.84	-1
4	4 SOUTH SEA Boris Thornton	5	68.2 1200m	0:10.69 1200m	1:19.12 [4] (0:10.99)	1:08.13 [5] (0:10.69)	0:57.44 [5] (0:11.05)	0:46.39 [6] (0:11.46)	0:34.93 [6] (0:11.50)	0:23.43 [7] (0:11.39)	0:34.93	+5
5	1 CHANGE THE DATE Courtney Bellamy	4	70.3 1200m	0:10.42 1200m	1:19.33 [5] (0:11.27)	1:08.06 [9] (0:10.42)	0:57.64 [6] (0:10.97)	0:46.67 [5] (0:11.37)	0:35.30 [5] (0:11.50)	0:23.80 [4] (0:11.57)	0:35.30	-3
6	14 MIST OF DAWN Ron Stewart	10	69.1 1200m	0:10.63 1200m	1:19.45 [6] (0:11.23)	1:08.22 [8] (0:10.63)	0:57.59 [7] (0:11.07)	0:46.52 [7] (0:11.43)	0:35.09 [8] (0:11.30)	0:23.79 [6] (0:11.46)	0:35.09	+7
7	18 MONTE MAXIMUS Ryan Wiggins	11	68.1 1000m	0:10.75 1200m	1:19.64 [7] (0:11.52)	1:08.12 [10] (0:10.75)	0:57.37 [10] (0:11.03)	0:46.34 [10] (0:11.20)	0:35.14 [9] (0:11.33)	0:23.81 [9] (0:11.41)	0:35.14	+1
8	3 DON'T DISS AROUND Emily Lang	9	68.4 1200m	0:10.78 1200m	1:19.67 [8] (0:12.18)	1:07.49 [11] (0:10.78)	0:56.71 [11] (0:10.78)	0:45.93 [11] (0:11.02)	0:34.91 [11] (0:11.24)	0:23.67 [11] (0:11.26)	0:34.91	-2
9	21 PARUES Jim Byrne	8	70.7 1200m	0:10.35 1200m	1:20.41 [9] (0:10.77)	1:09.64 [3] (0:10.35)	0:59.29 [2] (0:10.84)	0:48.45 [2] (0:11.59)	0:36.86 [2] (0:11.71)	0:25.15 [3] (0:11.95)	0:36.86	+6
10	22 TOUCHOFCLASS Angela Jones	3	70.0 1200m	0:10.44 1200m	1:20.59 [10] (0:10.71)	1:09.88 [2] (0:10.44)	0:59.44 [3] (0:11.11)	0:48.33 [4] (0:11.56)	0:36.77 [4] (0:11.81)	0:24.96 [5] (0:12.01)	0:36.77	+7

Scratched: Step On Fire (#23), Sobute (#9), Peaceful Prince (#10), Per Capita (#11), Grey Impact (#12), Bolshevic Road (#13), Attentive (#16), Italian Dancer (#19), Kildare (#20), Bandit (#2), Under The Palais (



Doomben QLD Professional
Race 7: LADBROKES COMMUNITIES BENCHMARK 60 Handicap - 1350m
27 January 2025 - 17:20



BRISBANE
RACING CLUB

Track Rating: Good 4, Weather: Overcast, Rail Position: +7m Entire

Section	Overall	1200m	1000m	800m	600m	400m	Last 600m
Field Times	1:18.62 (0:10.68)	1:07.94 (0:10.35)	0:57.59 (0:10.88)	0:46.71 (0:11.33)	0:35.38 (0:11.61)	0:23.77 (0:11.58)	0:35.38

Rank	TAB	Horse/Jockey	Barrier	Top Speed [km/h]	Fastest Section	Overall	1200m	1000m	800m	600m	400m	Last 600m	Distance Travelled [m]
11	7	CLUSTER'S REIN	1	66.9	0:10.85	1:20.61 [11]	1:09.46 [6]	0:58.61 [9]	0:47.51 [9]	0:36.04 [10]	0:24.71 [10]	0:36.04	+3
		Micheal Hellyer		1200m	1200m	(0:11.15)	(0:10.85)	(0:11.10)	(0:11.47)	(0:11.33)	(0:11.68)		

Scratched: Step On Fire (#23), Sobute (#9), Peaceful Prince (#10), Per Capita (#11), Grey Impact (#12), Bolshevic Road (#13), Attentive (#16), Italian Dancer (#19), Kildare (#20), Bandit (#2), Under The Palais (

[] Ranking at each section and finish
 -:-:-:- No data available at this section
 NA No data available

SCN Saddle cloth number
 DNF Did not finish
 DNT Did not track



Doomben QLD Professional
Race 7: LADBROKES COMMUNITIES BENCHMARK 60 Handicap -
1350m

27 January 2025 - 17:20



BRISBANE
RACING CLUB

Track Rating: Good 4, Weather: Overcast, Rail Position: +7m Entire

Section				200m				Last 600m	
Field Times				0:12.19				0:35.38	
				(0:12.19)					
Rank	TAB Horse/Jockey	Barrier	Top Speed [km/h]	Fastest Section	Margin				Distance Travelled [m]
1	17 BUCKS FIZZ Nikita Beriman	2	70.2 1200m	0:10.40 1200m	0:12.14 [2] (0:12.14)	1:18.62		0:34.96	
2	15 VALETUDO Ryan Maloney	7	68.6 1200m	0:10.68 1200m	0:11.98 [3] (0:11.98)	1.89L		0:34.60	-1
3	8 KEEP SAFE Jasper Franklin	6	70.5 1200m	0:10.35 1200m	0:12.65 [1] (0:12.65)	2.69L		0:35.84	-1
4	4 SOUTH SEA Boris Thornton	5	68.2 1200m	0:10.69 1200m	0:12.04 [4] (0:12.04)	2.93L		0:34.93	+5
5	1 CHANGE THE DATE Courtney Bellamy	4	70.3 1200m	0:10.42 1200m	0:12.23 [5] (0:12.23)	4.18L		0:35.30	-3
6	14 MIST OF DAWN Ron Stewart	10	69.1 1200m	0:10.63 1200m	0:12.33 [6] (0:12.33)	4.88L		0:35.09	+7
7	18 MONTE MAXIMUS Ryan Wiggins	11	68.1 1000m	0:10.75 1200m	0:12.40 [8] (0:12.40)	6.02L		0:35.14	+1
8	3 DON'T DISS AROUND Emily Lang	9	68.4 1200m	0:10.78 1200m	0:12.41 [9] (0:12.41)	6.16L		0:34.91	-2
9	21 PARUES Jim Byrne	8	70.7 1200m	0:10.35 1200m	0:13.20 [7] (0:13.20)	10.54L		0:36.86	+6
10	22 TOUCHOFCLASS Angela Jones	3	70.0 1200m	0:10.44 1200m	0:12.95 [11] (0:12.95)	11.56L		0:36.77	+7

Scratched: Step On Fire (#23), Sobute (#9), Peaceful Prince (#10), Per Capita (#11), Grey Impact (#12), Bolshevic Road (#13), Attentive (#16), Italian Dancer (#19), Kildare (#20), Bandit (#2), Under The Palais (

[] Ranking at each section and finish
 -:-:- No data available at this section
 NA No data available

SCN Saddle cloth number
 DNF Did not finish
 DNT Did not track



Doomben QLD Professional
Race 7: LADBROKES COMMUNITIES BENCHMARK 60 Handicap -
1350m
27 January 2025 - 17:20



Track Rating: Good 4, Weather: Overcast, Rail Position: +7m Entire

Section		200m		Last 600m		
Field Times		0:12.19 (0:12.19)		0:35.38		
Rank	TAB Horse/Jockey	Barrier	Top Speed [km/h]	Fastest Section	Margin	Distance Travelled [m]
11	7 CLUSTER'S REIN	1	66.9	0:10.85	0:13.03 [10]	11.68L
	Micheal Hellyer		1200m	1200m	(0:13.03)	0:36.04 +3

Scratched: Step On Fire (#23), Sobute (#9), Peaceful Prince (#10), Per Capita (#11), Grey Impact (#12), Bolshevic Road (#13), Attentive (#16), Italian Dancer (#19), Kildare (#20), Bandit (#2), Under The Palais (

[] Ranking at each section and finish
 -:-:-:- No data available at this section
 NA No data available

SCN Saddle cloth number
 DNF Did not finish
 DNT Did not track



Horse/Jockey Name	Bucks Fizz
Final Rank	1
Fastest Section Time (Section)	0:10.40 (1200m)
Top Speed [km/h] (Section)	70.2 (1200m)
Race State	Finished



Doomben QLD Professional
Race 7: LADBROKES COMMUNITIES BENCHMARK 60
Handicap - 1350m

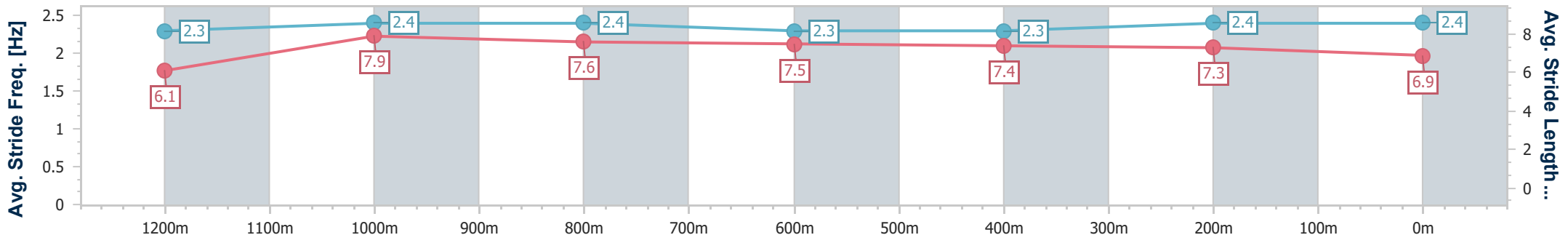
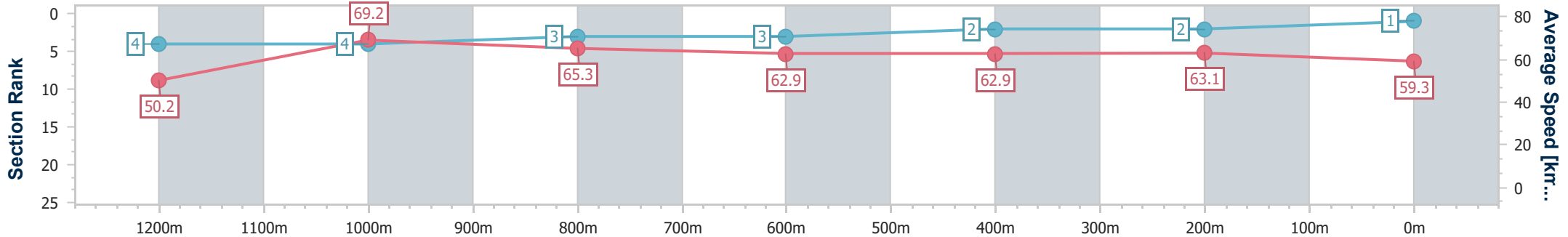
27 January 2025 - 17:20

Track Rating: Good 4, Weather: Overcast, Rail Position: +7m Entire



BRISBANE
RACING CLUB

Section	Overall	1200m	1000m	800m	600m	400m	200m
Section Times	1:18.62 [1] (0:10.79)	1:07.83 [4] (0:10.40)	0:57.43 [4] (0:11.02)	0:46.41 [3] (0:11.45)	0:34.96 [3] (0:11.42)	0:23.54 [2] (0:11.40)	0:12.14 [2] (0:12.14)
Average Speed [km/h]	50.2	69.2	65.3	62.9	62.9	63.1	59.3
Top Speed [km/h]	68.0	70.2	67.9	64.0	63.2	63.9	62.0
Avg. Dist. to Rail [m]	2.0	0.5	0.5	0.3	0.9	0.7	2.8
Avg. Stride Freq. [Hz]	2.3	2.4	2.4	2.3	2.3	2.4	2.4
Avg. Stride Length [m]	6.1	7.9	7.6	7.5	7.4	7.3	6.9



- [] Ranking at each section and finish
- .-.- No data available at this section
- NA No data available



Horse/Jockey Name	Valetudo
Final Rank	2
Fastest Section Time (Section)	0:10.68 (1200m)
Top Speed [km/h] (Section)	68.6 (1200m)
Race State	Finished



Doomben QLD Professional
Race 7: LADBROKES COMMUNITIES BENCHMARK 60
Handicap - 1350m

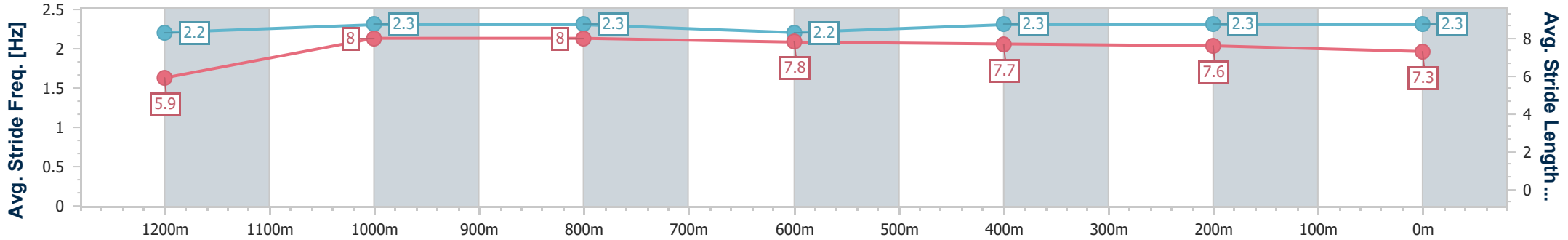
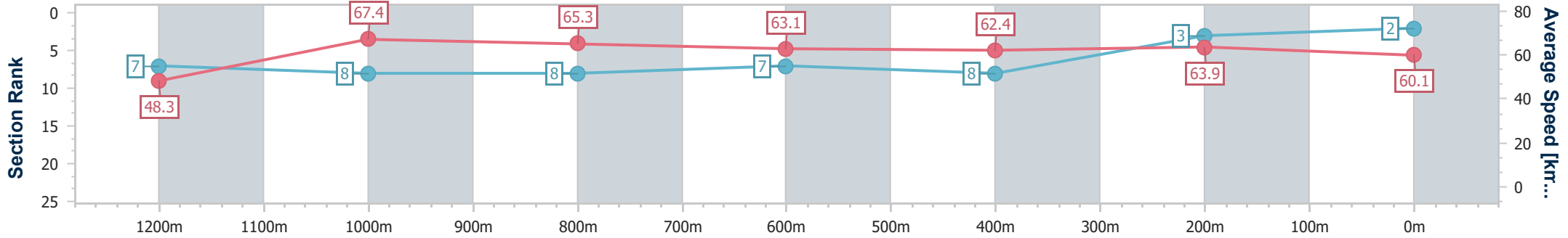
27 January 2025 - 17:20

Track Rating: Good 4, Weather: Overcast, Rail Position: +7m Entire



BRISBANE
RACING CLUB

Section	Overall	1200m	1000m	800m	600m	400m	200m
Section Times	1:18.94 [2] (0:11.22)	1:07.72 [7] (0:10.68)	0:57.04 [8] (0:11.03)	0:46.01 [8] (0:11.41)	0:34.60 [7] (0:11.41)	0:23.19 [8] (0:11.21)	0:11.98 [3] (0:11.98)
Average Speed [km/h]	48.3	67.4	65.3	63.1	62.4	63.9	60.1
Top Speed [km/h]	64.9	68.6	67.6	63.7	63.4	65.2	64.1
Avg. Dist. to Rail [m]	5.7	1.9	0.5	0.3	1.4	1.4	3.1
Avg. Stride Freq. [Hz]	2.2	2.3	2.3	2.2	2.3	2.3	2.3
Avg. Stride Length [m]	5.9	8.0	8.0	7.8	7.7	7.6	7.3



- [] Ranking at each section and finish
- .-.- No data available at this section
- NA No data available



Horse/Jockey Name	Keep Safe
Final Rank	3
Fastest Section Time (Section)	0:10.35 (1200m)
Top Speed [km/h] (Section)	70.5 (1200m)
Race State	Finished



Doomben QLD Professional
Race 7: LADBROKES COMMUNITIES BENCHMARK 60
Handicap - 1350m

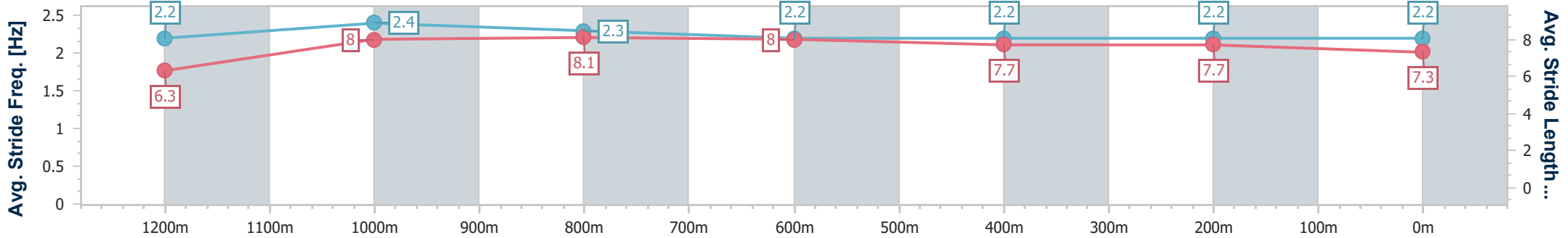
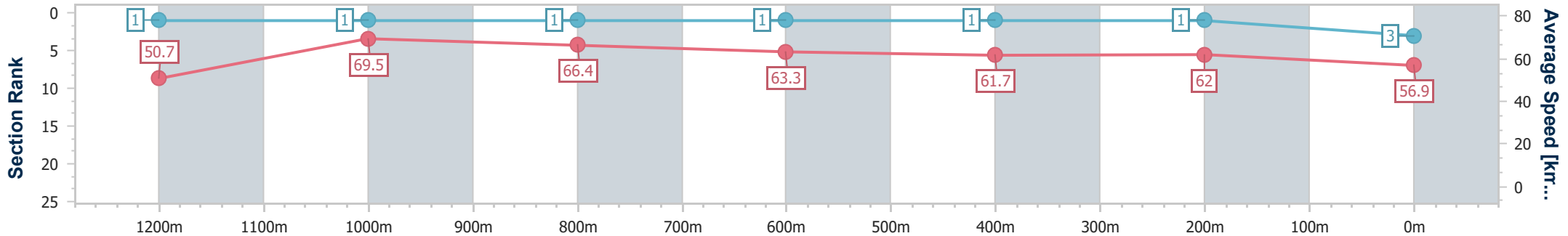
27 January 2025 - 17:20

Track Rating: Good 4, Weather: Overcast, Rail Position: +7m Entire



BRISBANE
RACING CLUB

Section	Overall	1200m	1000m	800m	600m	400m	200m
Section Times	1:19.08 [3] (0:10.68)	1:08.40 [1] (0:10.35)	0:58.05 [1] (0:10.88)	0:47.17 [1] (0:11.33)	0:35.84 [1] (0:11.61)	0:24.23 [1] (0:11.58)	0:12.65 [1] (0:12.65)
Average Speed [km/h]	50.7	69.5	66.4	63.3	61.7	62.0	56.9
Top Speed [km/h]	68.3	70.5	68.9	64.3	63.1	62.9	60.3
Avg. Dist. to Rail [m]	5.9	2.7	1.0	0.5	0.8	2.0	1.4
Avg. Stride Freq. [Hz]	2.2	2.4	2.3	2.2	2.2	2.2	2.2
Avg. Stride Length [m]	6.3	8.0	8.1	8.0	7.7	7.7	7.3



- [] Ranking at each section and finish
- .-.- No data available at this section
- NA No data available



Horse/Jockey Name	South Sea
Final Rank	4
Fastest Section Time (Section)	0:10.69 (1200m)
Top Speed [km/h] (Section)	68.2 (1200m)
Race State	Finished

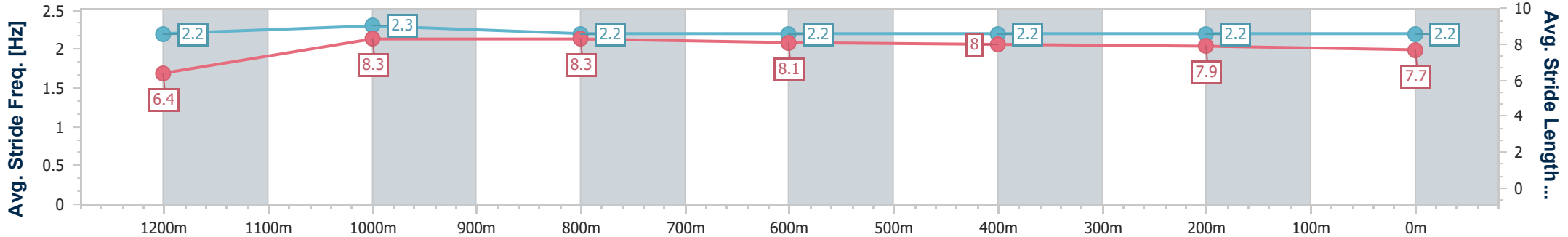
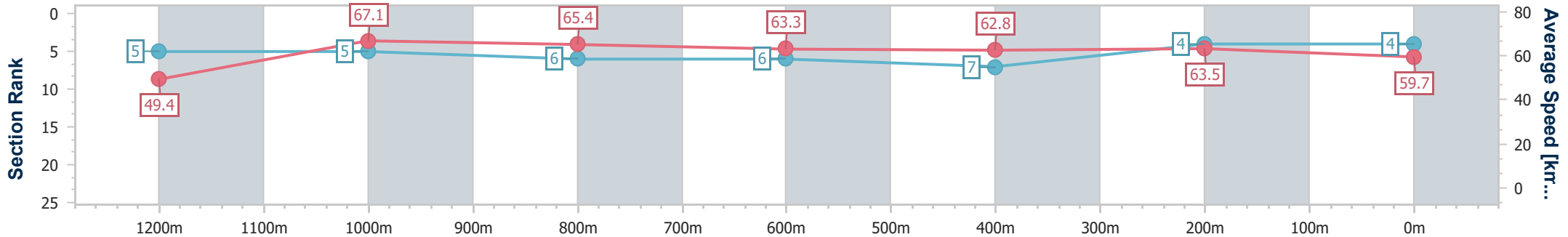


Doomben QLD Professional
Race 7: LADBROKES COMMUNITIES BENCHMARK 60
Handicap - 1350m
 27 January 2025 - 17:20
 Track Rating: Good 4, Weather: Overcast, Rail Position: +7m Entire



BRISBANE
RACING CLUB

Section	Overall	1200m	1000m	800m	600m	400m	200m
Section Times	1:19.12 [4] (0:10.99)	1:08.13 [5] (0:10.69)	0:57.44 [5] (0:11.05)	0:46.39 [6] (0:11.46)	0:34.93 [6] (0:11.50)	0:23.43 [7] (0:11.39)	0:12.04 [4] (0:12.04)
Average Speed [km/h]	49.4	67.1	65.4	63.3	62.8	63.5	59.7
Top Speed [km/h]	64.9	68.2	68.0	64.7	63.7	64.8	63.1
Avg. Dist. to Rail [m]	4.8	1.6	1.4	1.2	0.6	3.0	4.6
Avg. Stride Freq. [Hz]	2.2	2.3	2.2	2.2	2.2	2.2	2.2
Avg. Stride Length [m]	6.4	8.3	8.3	8.1	8.0	7.9	7.7



- [] Ranking at each section and finish
- .-.- No data available at this section
- NA No data available



Horse/Jockey Name	Change The Date
Final Rank	5
Fastest Section Time (Section)	0:10.42 (1200m)
Top Speed [km/h] (Section)	70.3 (1200m)
Race State	Finished



Doomben QLD Professional
 Race 7: LADBROKES COMMUNITIES BENCHMARK 60
 Handicap - 1350m

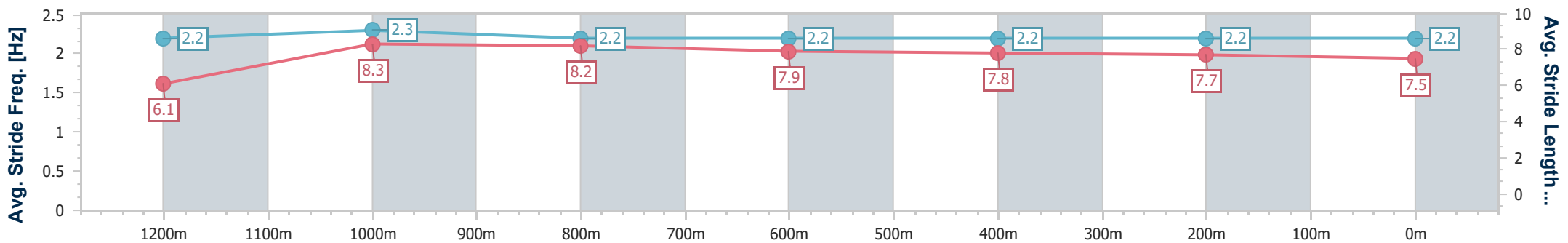
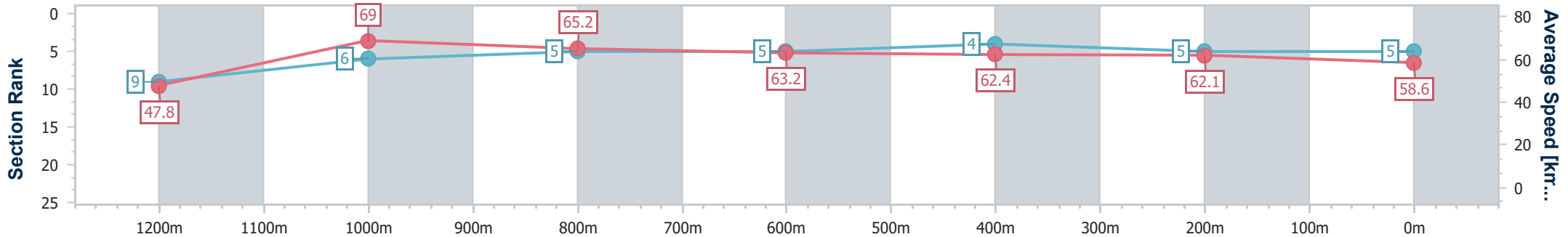
27 January 2025 - 17:20

Track Rating: Good 4, Weather: Overcast, Rail Position: +7m Entire



BRISBANE
 RACING CLUB

Section	Overall	1200m	1000m	800m	600m	400m	200m
Section Times	1:19.33 [5] (0:11.27)	1:08.06 [9] (0:10.42)	0:57.64 [6] (0:10.97)	0:46.67 [5] (0:11.37)	0:35.30 [5] (0:11.50)	0:23.80 [4] (0:11.57)	0:12.23 [5] (0:12.23)
Average Speed [km/h]	47.8	69.0	65.2	63.2	62.4	62.1	58.6
Top Speed [km/h]	68.3	70.3	68.0	64.2	63.4	62.6	61.3
Avg. Dist. to Rail [m]	2.2	1.5	2.5	0.7	0.8	1.3	0.9
Avg. Stride Freq. [Hz]	2.2	2.3	2.2	2.2	2.2	2.2	2.2
Avg. Stride Length [m]	6.1	8.3	8.2	7.9	7.8	7.7	7.5



- [] Ranking at each section and finish
- .-.- No data available at this section
- NA No data available



Horse/Jockey Name	Mist Of Dawn
Final Rank	6
Fastest Section Time (Section)	0:10.63 (1200m)
Top Speed [km/h] (Section)	69.1 (1200m)
Race State	Finished



Doomben QLD Professional
Race 7: LADBROKES COMMUNITIES BENCHMARK 60
Handicap - 1350m

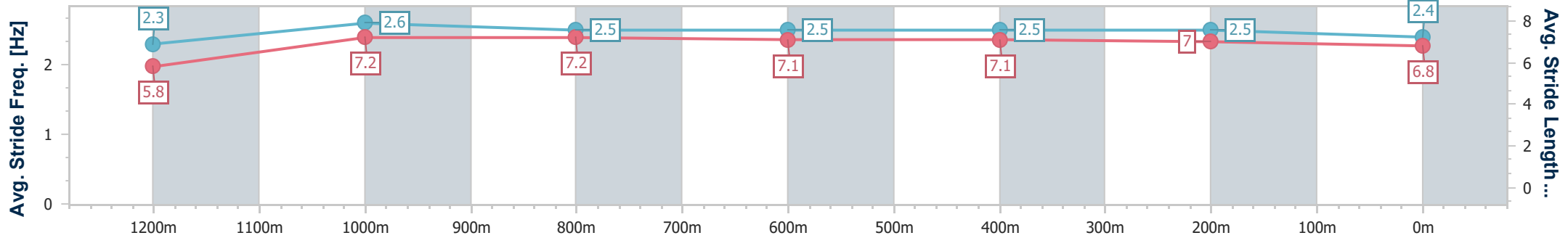
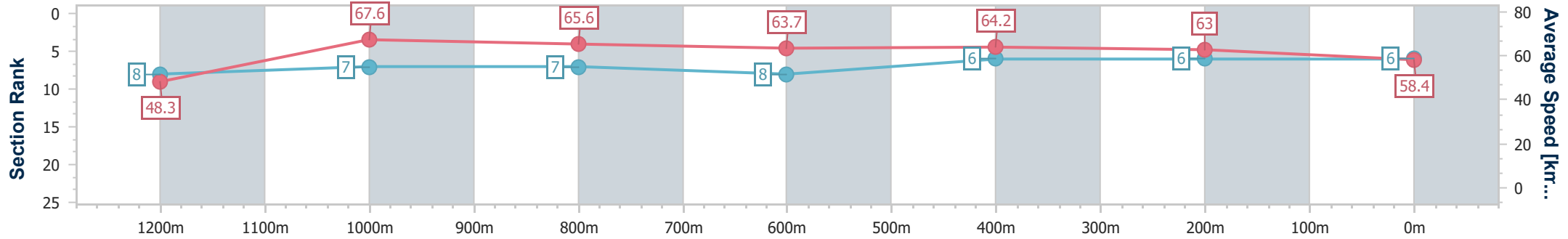
27 January 2025 - 17:20

Track Rating: Good 4, Weather: Overcast, Rail Position: +7m Entire



BRISBANE
RACING CLUB

Section	Overall	1200m	1000m	800m	600m	400m	200m
Section Times	1:19.45 [6] (0:11.23)	1:08.22 [8] (0:10.63)	0:57.59 [7] (0:11.07)	0:46.52 [7] (0:11.43)	0:35.09 [8] (0:11.30)	0:23.79 [6] (0:11.46)	0:12.33 [6] (0:12.33)
Average Speed [km/h]	48.3	67.6	65.6	63.7	64.2	63.0	58.4
Top Speed [km/h]	66.6	69.1	68.6	64.3	64.4	64.2	61.9
Avg. Dist. to Rail [m]	7.4	2.4	2.3	2.1	1.0	3.0	4.1
Avg. Stride Freq. [Hz]	2.3	2.6	2.5	2.5	2.5	2.5	2.4
Avg. Stride Length [m]	5.8	7.2	7.2	7.1	7.1	7.0	6.8



- [] Ranking at each section and finish
- .-.- No data available at this section
- NA No data available



Horse/Jockey Name	Monte Maximus
Final Rank	7
Fastest Section Time (Section)	0:10.75 (1200m)
Top Speed [km/h] (Section)	68.1 (1000m)
Race State	Finished



Doomben QLD Professional
Race 7: LADBROKES COMMUNITIES BENCHMARK 60
Handicap - 1350m

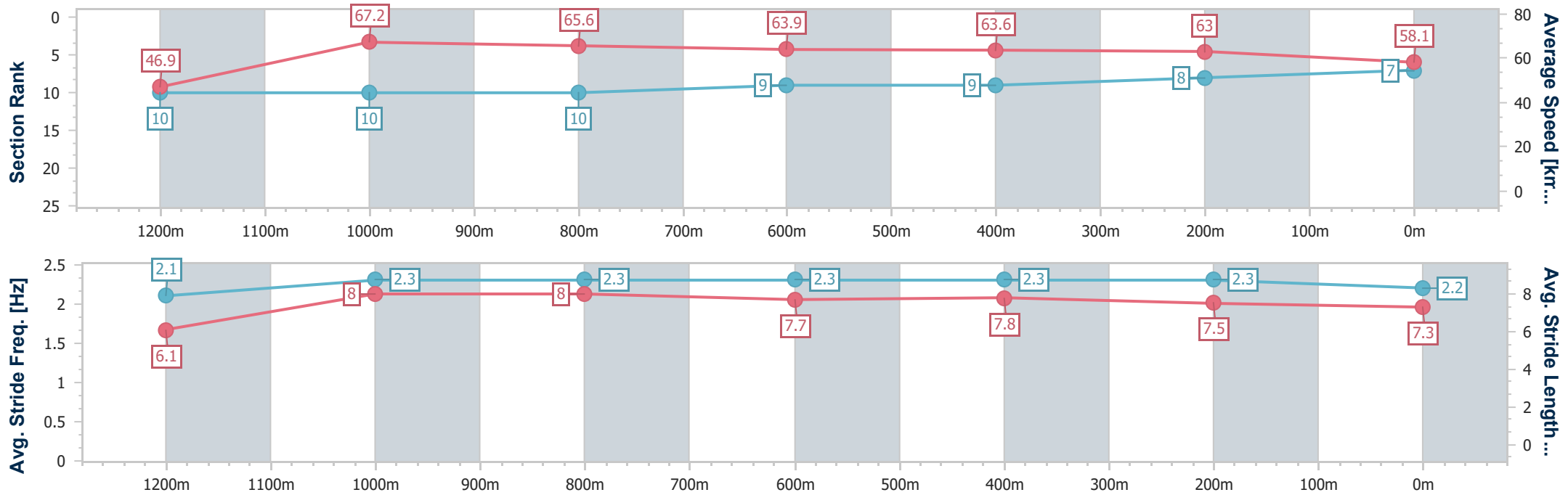
27 January 2025 - 17:20

Track Rating: Good 4, Weather: Overcast, Rail Position: +7m Entire



BRISBANE
RACING CLUB

Section	Overall	1200m	1000m	800m	600m	400m	200m
Section Times	1:19.64 [7] (0:11.52)	1:08.12 [10] (0:10.75)	0:57.37 [10] (0:11.03)	0:46.34 [10] (0:11.20)	0:35.14 [9] (0:11.33)	0:23.81 [9] (0:11.41)	0:12.40 [8] (0:12.40)
Average Speed [km/h]	46.9	67.2	65.6	63.9	63.6	63.0	58.1
Top Speed [km/h]	63.3	68.0	68.1	64.7	64.1	64.3	61.3
Avg. Dist. to Rail [m]	8.8	2.2	1.7	0.4	0.5	0.7	2.3
Avg. Stride Freq. [Hz]	2.1	2.3	2.3	2.3	2.3	2.3	2.2
Avg. Stride Length [m]	6.1	8.0	8.0	7.7	7.8	7.5	7.3



- [] Ranking at each section and finish
- .-.- No data available at this section
- NA No data available



Horse/Jockey Name	Don't Diss Around
Final Rank	8
Fastest Section Time (Section)	0:10.78 (1200m)
Top Speed [km/h] (Section)	68.4 (1200m)
Race State	Finished



Doomben QLD Professional
Race 7: LADBROKES COMMUNITIES BENCHMARK 60
Handicap - 1350m

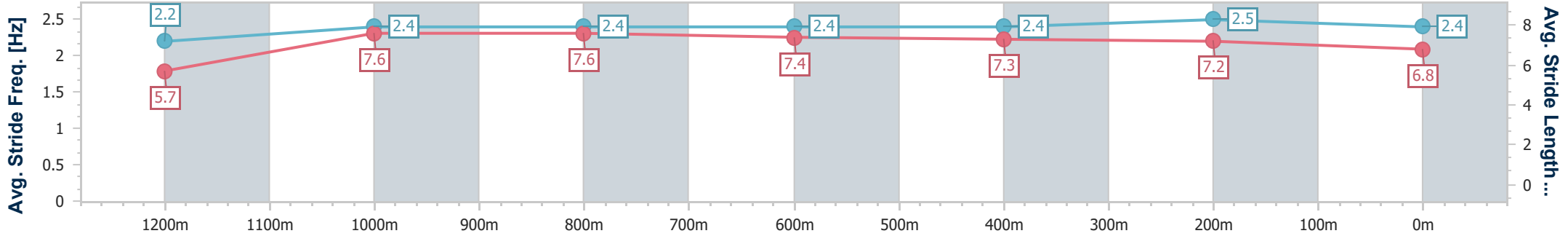
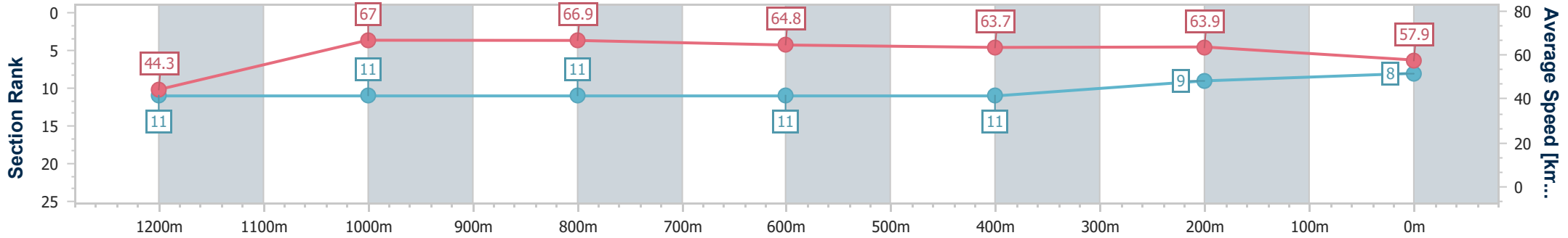
27 January 2025 - 17:20

Track Rating: Good 4, Weather: Overcast, Rail Position: +7m Entire



BRISBANE
RACING CLUB

Section	Overall	1200m	1000m	800m	600m	400m	200m
Section Times	1:19.67 [8] (0:12.18)	1:07.49 [11] (0:10.78)	0:56.71 [11] (0:10.78)	0:45.93 [11] (0:11.02)	0:34.91 [11] (0:11.24)	0:23.67 [11] (0:11.26)	0:12.41 [9] (0:12.41)
Average Speed [km/h]	44.3	67.0	66.9	64.8	63.7	63.9	57.9
Top Speed [km/h]	62.5	68.4	67.7	66.7	64.3	65.2	62.2
Avg. Dist. to Rail [m]	6.1	0.7	1.3	1.5	1.4	2.4	4.6
Avg. Stride Freq. [Hz]	2.2	2.4	2.4	2.4	2.4	2.5	2.4
Avg. Stride Length [m]	5.7	7.6	7.6	7.4	7.3	7.2	6.8



- [] Ranking at each section and finish
- .-.- No data available at this section
- NA No data available



Horse/Jockey Name	Parues
Final Rank	9
Fastest Section Time (Section)	0:10.35 (1200m)
Top Speed [km/h] (Section)	70.7 (1200m)
Race State	Finished



Doomben QLD Professional
Race 7: LADBROKES COMMUNITIES BENCHMARK 60
Handicap - 1350m

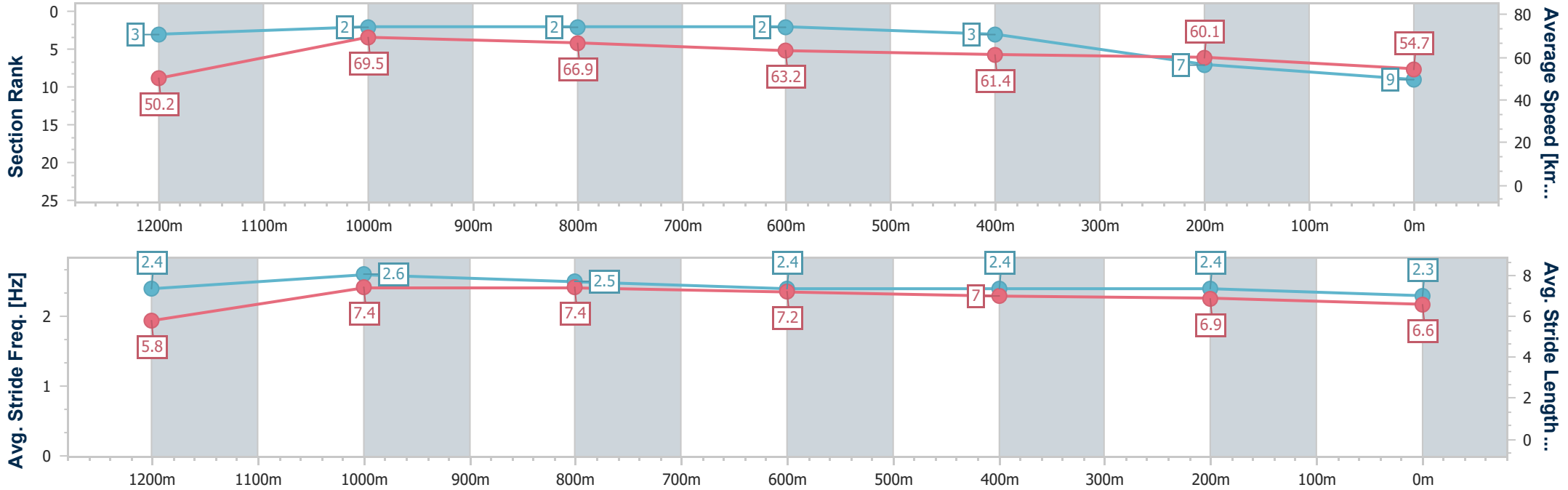
27 January 2025 - 17:20

Track Rating: Good 4, Weather: Overcast, Rail Position: +7m Entire



BRISBANE
RACING CLUB

Section	Overall	1200m	1000m	800m	600m	400m	200m
Section Times	1:20.41 [9] (0:10.77)	1:09.64 [3] (0:10.35)	0:59.29 [2] (0:10.84)	0:48.45 [2] (0:11.59)	0:36.86 [2] (0:11.71)	0:25.15 [3] (0:11.95)	0:13.20 [7] (0:13.20)
Average Speed [km/h]	50.2	69.5	66.9	63.2	61.4	60.1	54.7
Top Speed [km/h]	67.6	70.7	70.1	63.6	63.1	61.5	58.9
Avg. Dist. to Rail [m]	7.5	4.0	2.9	2.5	0.7	0.8	1.4
Avg. Stride Freq. [Hz]	2.4	2.6	2.5	2.4	2.4	2.4	2.3
Avg. Stride Length [m]	5.8	7.4	7.4	7.2	7.0	6.9	6.6



- [] Ranking at each section and finish
- .-.- No data available at this section
- NA No data available



Horse/Jockey Name	Touchofclass
Final Rank	10
Fastest Section Time (Section)	0:10.44 (1200m)
Top Speed [km/h] (Section)	70.0 (1200m)
Race State	Finished



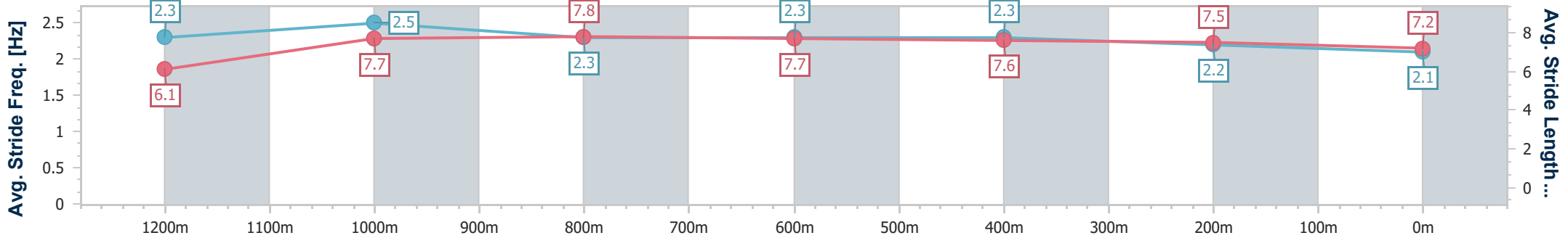
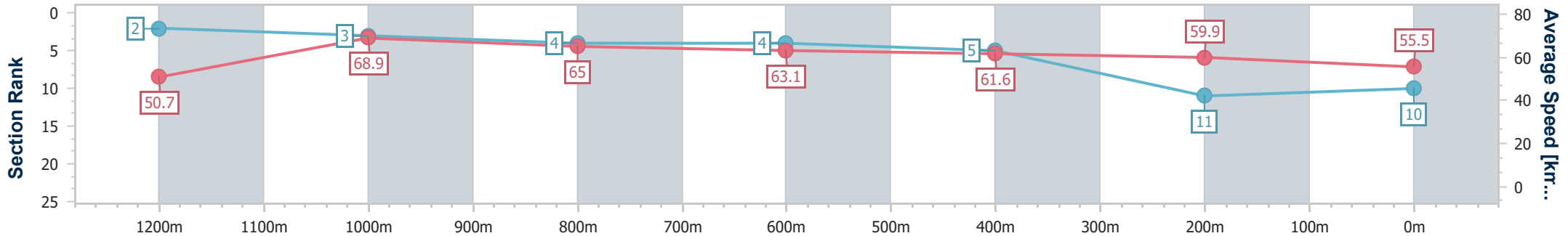
Doomben QLD Professional
Race 7: LADBROKES COMMUNITIES BENCHMARK 60
Handicap - 1350m
27 January 2025 - 17:20



BRISBANE
RACING CLUB

Track Rating: Good 4, Weather: Overcast, Rail Position: +7m Entire

Section	Overall	1200m	1000m	800m	600m	400m	200m
Section Times	1:20.59 [10] (0:10.71)	1:09.88 [2] (0:10.44)	0:59.44 [3] (0:11.11)	0:48.33 [4] (0:11.56)	0:36.77 [4] (0:11.81)	0:24.96 [5] (0:12.01)	0:12.95 [11] (0:12.95)
Average Speed [km/h]	50.7	68.9	65.0	63.1	61.6	59.9	55.5
Top Speed [km/h]	68.6	70.0	68.4	64.0	63.1	61.5	58.6
Avg. Dist. to Rail [m]	3.8	1.8	1.7	2.3	1.8	1.5	3.9
Avg. Stride Freq. [Hz]	2.3	2.5	2.3	2.3	2.3	2.2	2.1
Avg. Stride Length [m]	6.1	7.7	7.8	7.7	7.6	7.5	7.2



- [] Ranking at each section and finish
- .-.- No data available at this section
- NA No data available



Horse/Jockey Name	Cluster's Rein
Final Rank	11
Fastest Section Time (Section)	0:10.85 (1200m)
Top Speed [km/h] (Section)	66.9 (1200m)
Race State	Finished



Doomben QLD Professional
Race 7: LADBROKES COMMUNITIES BENCHMARK 60
Handicap - 1350m

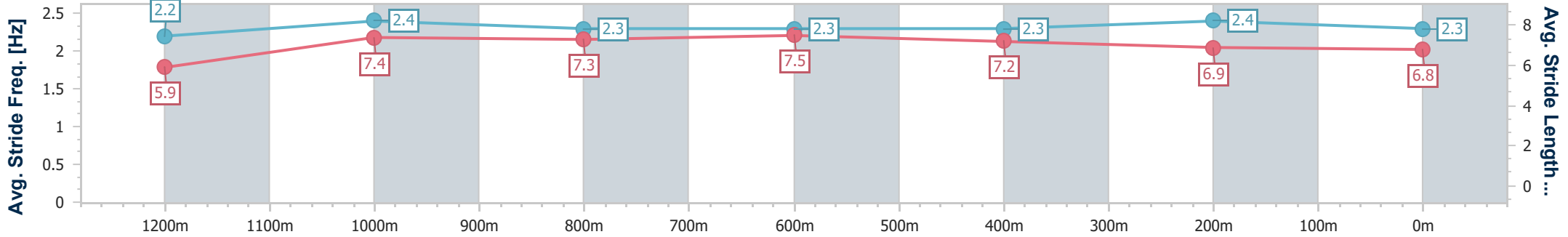
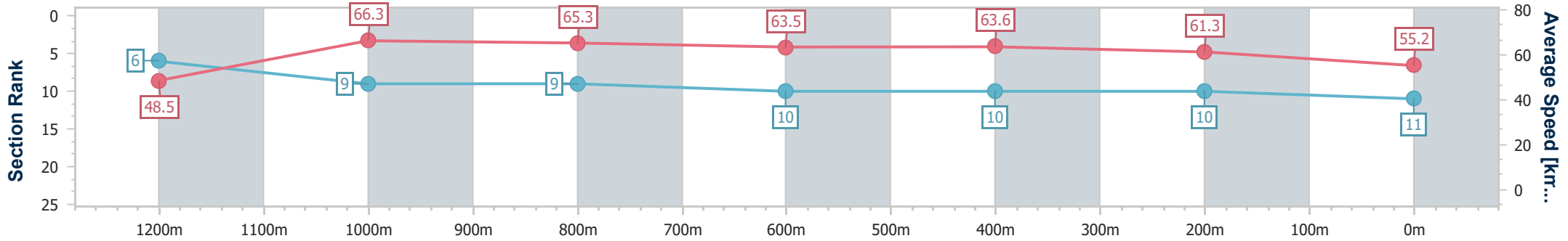
27 January 2025 - 17:20

Track Rating: Good 4, Weather: Overcast, Rail Position: +7m Entire



BRISBANE
RACING CLUB

Section	Overall	1200m	1000m	800m	600m	400m	200m
Section Times	1:20.61 [11] (0:11.15)	1:09.46 [6] (0:10.85)	0:58.61 [9] (0:11.10)	0:47.51 [9] (0:11.47)	0:36.04 [10] (0:11.33)	0:24.71 [10] (0:11.68)	0:13.03 [10] (0:13.03)
Average Speed [km/h]	48.5	66.3	65.3	63.5	63.6	61.3	55.2
Top Speed [km/h]	65.2	66.9	66.4	64.0	63.7	62.5	58.9
Avg. Dist. to Rail [m]	1.4	0.3	1.5	2.7	1.1	2.1	2.2
Avg. Stride Freq. [Hz]	2.2	2.4	2.3	2.3	2.3	2.4	2.3
Avg. Stride Length [m]	5.9	7.4	7.3	7.5	7.2	6.9	6.8



- [] Ranking at each section and finish
- .-.- No data available at this section
- NA No data available