



Ipswich QLD Professional

Race 5: GORDON'S GIN Fillies & Mares BENCHMARK 58 Handicap - 1200m

26 January 2025 - 15:22



Track Rating: Soft 5, Weather: Fine, Rail Position: +9m Entire

Section		Field Times										Last 600m		
		Overall	1000m	800m	600m	400m	200m						0:35.11	
		1:10.38 (0:13.61)	0:56.77 (0:10.54)	0:46.23 (0:11.12)	0:35.11 (0:11.40)	0:23.71 (0:11.85)	0:11.86 (0:11.86)							
Rank	TAB	Horse/Jockey	Barrier	Top Speed [km/h]	Fastest Section								Margin	Distance Travelled [m]
1	2	ELECTRIC ARROW Tahlia Fenlon	1	68.7 1000m	0:10.70 1000m	1:10.38 [1] (0:14.03)	0:56.35 [6] (0:10.70)	0:45.65 [6] (0:11.03)	0:34.62 [6] (0:11.31)	0:23.31 [5] (0:11.65)	0:11.66 [3] (0:11.66)	1:10.38	0:34.62	
2	11	MISS ZERMATT James Orman	9	68.2 1000m	0:10.77 1000m	1:10.73 [2] (0:13.84)	0:56.89 [3] (0:10.77)	0:46.12 [3] (0:11.05)	0:35.07 [3] (0:11.26)	0:23.81 [3] (0:11.63)	0:12.18 [2] (0:12.18)	2.09L	0:35.07	+1
3	5	HARD TO DISMISS Andrew Mallyon	4	68.3 1000m	0:10.68 1000m	1:10.82 [3] (0:14.31)	0:56.51 [9] (0:10.68)	0:45.83 [8] (0:11.04)	0:34.79 [9] (0:11.39)	0:23.40 [9] (0:11.52)	0:11.88 [7] (0:11.88)	2.57L	0:34.79	+1
4	12	TAPIS MAGIQUE Georgina Cartwright	3	68.2 1000m	0:10.67 1000m	1:10.85 [4] (0:14.00)	0:56.85 [5] (0:10.67)	0:46.18 [4] (0:11.03)	0:35.15 [4] (0:11.48)	0:23.67 [6] (0:11.60)	0:12.07 [4] (0:12.07)	2.76L	0:35.15	+4
5	13	INSPIRED DREAM Nozi Tomizawa	8	69.0 1000m	0:10.66 1000m	1:11.02 [5] (0:14.21)	0:56.81 [7] (0:10.66)	0:46.15 [7] (0:11.04)	0:35.11 [7] (0:11.31)	0:23.80 [8] (0:11.56)	0:12.24 [4] (0:12.24)	3.78L	0:35.11	+7
6	17	TSUKINO Angela Jones	2	67.7 1000m	0:10.78 1000m	1:11.14 [6] (0:14.26)	0:56.88 [8] (0:10.78)	0:46.10 [9] (0:10.94)	0:35.16 [8] (0:11.22)	0:23.94 [7] (0:11.92)	0:12.02 [8] (0:12.02)	4.46L	0:35.16	-1
7	3	FIREBOLT Justin Huxtable	7	67.7 1000m	0:10.72 1000m	1:11.15 [7] (0:14.72)	0:56.43 [10] (0:10.72)	0:45.71 [10] (0:10.91)	0:34.80 [10] (0:11.34)	0:23.46 [10] (0:11.47)	0:11.99 [9] (0:11.99)	4.56L	0:34.80	+0
8	8	CHEMIOSMOSIS Jace McMurray	5	68.1 1000m	0:10.74 1000m	1:11.24 [8] (0:13.97)	0:57.27 [4] (0:10.74)	0:46.53 [5] (0:11.02)	0:35.51 [5] (0:11.32)	0:24.19 [4] (0:11.79)	0:12.40 [6] (0:12.40)	5.09L	0:35.51	+6
9	4	GUERRERA Martin Harley	6	68.2 Overall	0:10.63 1000m	1:11.31 [9] (0:13.66)	0:57.65 [2] (0:10.63)	0:47.02 [2] (0:10.99)	0:36.03 [2] (0:11.39)	0:24.64 [1] (0:11.85)	0:12.79 [1] (0:12.79)	5.47L	0:36.03	+4
10	9	SUPRENDRE Adin Thompson	10	69.7 Overall	0:10.54 1000m	1:13.18 [10] (0:13.61)	0:59.57 [1] (0:10.54)	0:49.03 [1] (0:11.12)	0:37.91 [1] (0:11.51)	0:26.40 [2] (0:12.39)	0:14.01 [10] (0:14.01)	16.48L	0:37.91	+0

Scratched: Grandeur Rose (#16), Rock Lobster (#14), To Wish (#6), Touchofclass (#15), Pia Mia (#1), Bean Ball (#7), Chatterbox (#10)

[] Ranking at each section and finish
 -:-:- No data available at this section
 NA No data available

SCN Saddle cloth number
 DNF Did not finish
 DNT Did not track



Horse/Jockey Name	Electric Arrow
Final Rank	1
Fastest Section Time (Section)	0:10.70 (1000m)
Top Speed [km/h] (Section)	68.7 (1000m)
Race State	Finished



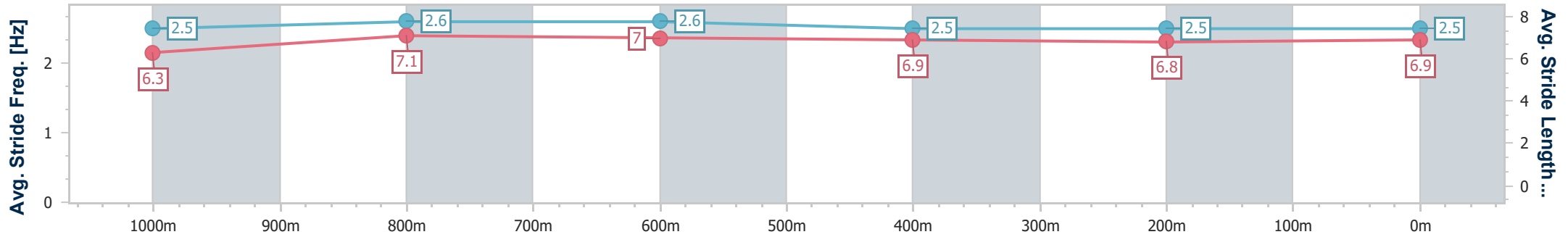
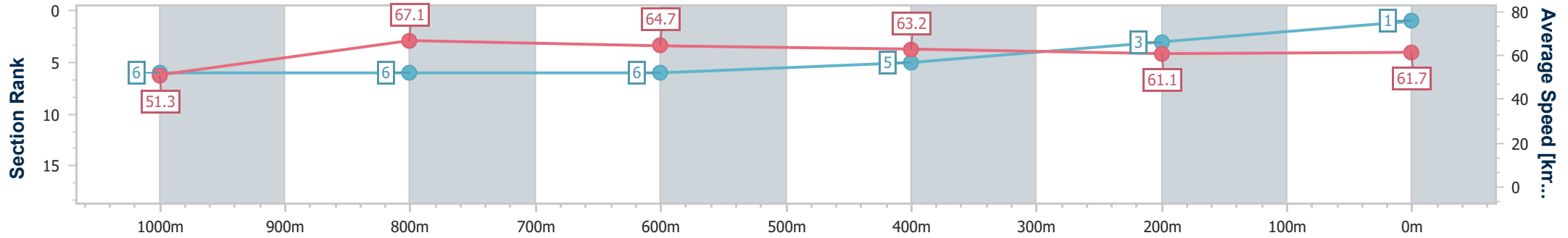
Ipswich QLD Professional
 Race 5: GORDON'S GIN Fillies & Mares BENCHMARK 58
 Handicap - 1200m



26 January 2025 - 15:22

Track Rating: Soft 5, Weather: Fine, Rail Position: +9m Entire

Section	Overall	1000m	800m	600m	400m	200m
Section Times	1:10.38 [1] (0:14.03)	0:56.35 [6] (0:10.70)	0:45.65 [6] (0:11.03)	0:34.62 [6] (0:11.31)	0:23.31 [5] (0:11.65)	0:11.66 [3] (0:11.66)
Average Speed [km/h]	51.3	67.1	64.7	63.2	61.1	61.7
Top Speed [km/h]	68.0	68.7	65.7	64.6	62.1	62.1
Avg. Dist. to Rail [m]	0.4	1.1	1.6	2.6	3.1	2.2
Avg. Stride Freq. [Hz]	2.5	2.6	2.6	2.5	2.5	2.5
Avg. Stride Length [m]	6.3	7.1	7.0	6.9	6.8	6.9



- [] Ranking at each section and finish
- .-.- No data available at this section
- NA No data available



Horse/Jockey Name	Miss Zermatt
Final Rank	2
Fastest Section Time (Section)	0:10.77 (1000m)
Top Speed [km/h] (Section)	68.2 (1000m)
Race State	Finished



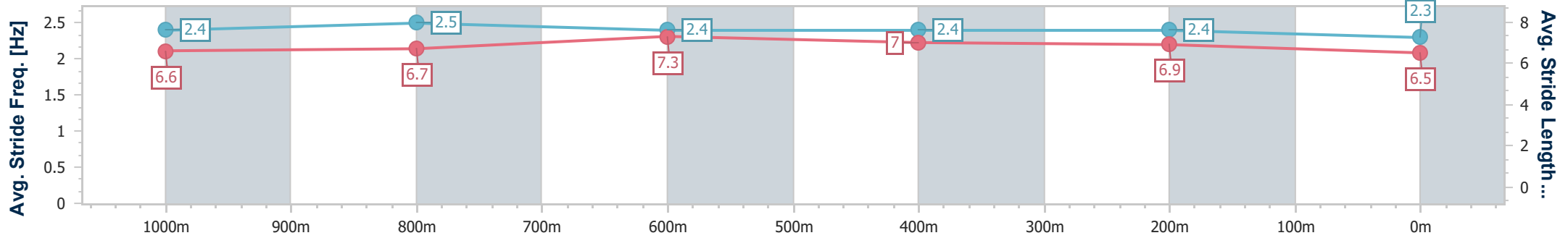
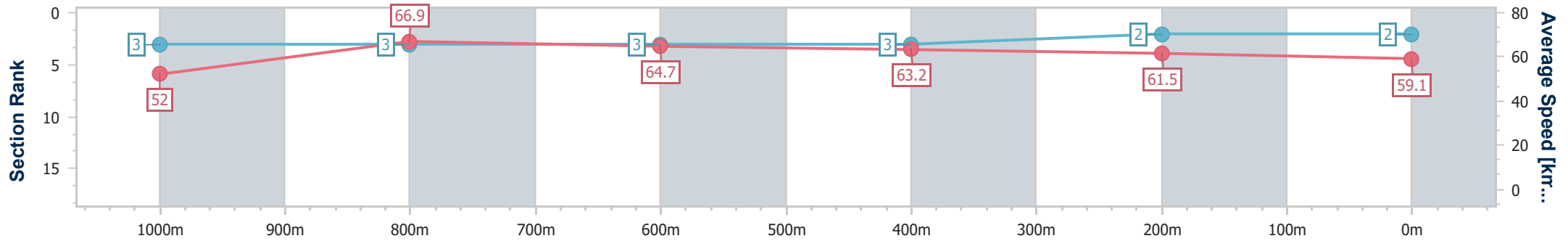
Ipswich QLD Professional
 Race 5: GORDON'S GIN Fillies & Mares BENCHMARK 58
 Handicap - 1200m



26 January 2025 - 15:22

Track Rating: Soft 5, Weather: Fine, Rail Position: +9m Entire

Section	Overall	1000m	800m	600m	400m	200m
Section Times	1:10.73 [2] (0:13.84)	0:56.89 [3] (0:10.77)	0:46.12 [3] (0:11.05)	0:35.07 [3] (0:11.26)	0:23.81 [3] (0:11.63)	0:12.18 [2] (0:12.18)
Average Speed [km/h]	52.0	66.9	64.7	63.2	61.5	59.1
Top Speed [km/h]	67.9	68.2	65.3	63.8	62.4	60.8
Avg. Dist. to Rail [m]	6.0	0.4	1.1	2.5	2.0	1.2
Avg. Stride Freq. [Hz]	2.4	2.5	2.4	2.4	2.4	2.3
Avg. Stride Length [m]	6.6	6.7	7.3	7.0	6.9	6.5



- [] Ranking at each section and finish
- .-.- No data available at this section
- NA No data available



Horse/Jockey Name	Hard To Dismiss
Final Rank	3
Fastest Section Time (Section)	0:10.68 (1000m)
Top Speed [km/h] (Section)	68.3 (1000m)
Race State	Finished



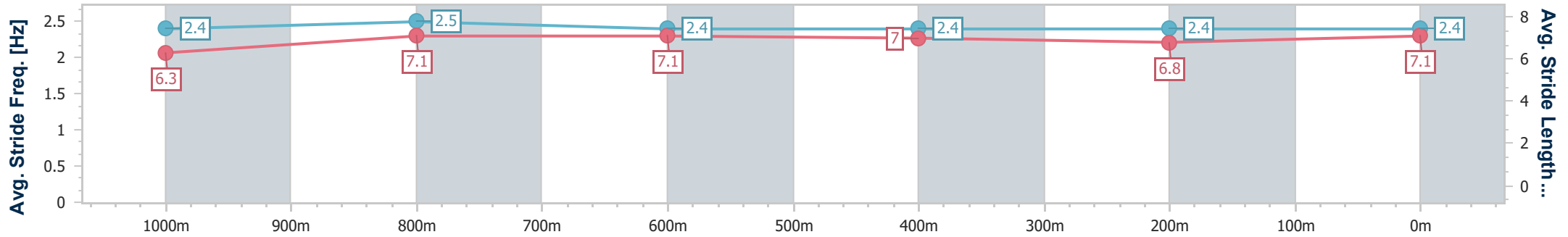
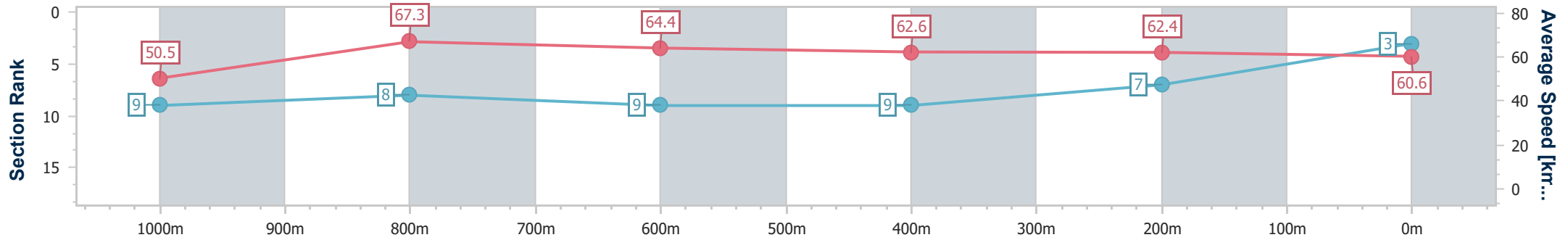
Ipswich QLD Professional
 Race 5: GORDON'S GIN Fillies & Mares BENCHMARK 58
 Handicap - 1200m



26 January 2025 - 15:22

Track Rating: Soft 5, Weather: Fine, Rail Position: +9m Entire

Section	Overall	1000m	800m	600m	400m	200m
Section Times	1:10.82 [3] (0:14.31)	0:56.51 [9] (0:10.68)	0:45.83 [8] (0:11.04)	0:34.79 [9] (0:11.39)	0:23.40 [9] (0:11.52)	0:11.88 [7] (0:11.88)
Average Speed [km/h]	50.5	67.3	64.4	62.6	62.4	60.6
Top Speed [km/h]	67.3	68.3	65.7	64.7	62.9	62.7
Avg. Dist. to Rail [m]	2.2	1.1	1.8	2.2	1.2	0.7
Avg. Stride Freq. [Hz]	2.4	2.5	2.4	2.4	2.4	2.4
Avg. Stride Length [m]	6.3	7.1	7.1	7.0	6.8	7.1



- [] Ranking at each section and finish
- .-.- No data available at this section
- NA No data available



Horse/Jockey Name	Tapis Magique
Final Rank	4
Fastest Section Time (Section)	0:10.67 (1000m)
Top Speed [km/h] (Section)	68.2 (1000m)
Race State	Finished



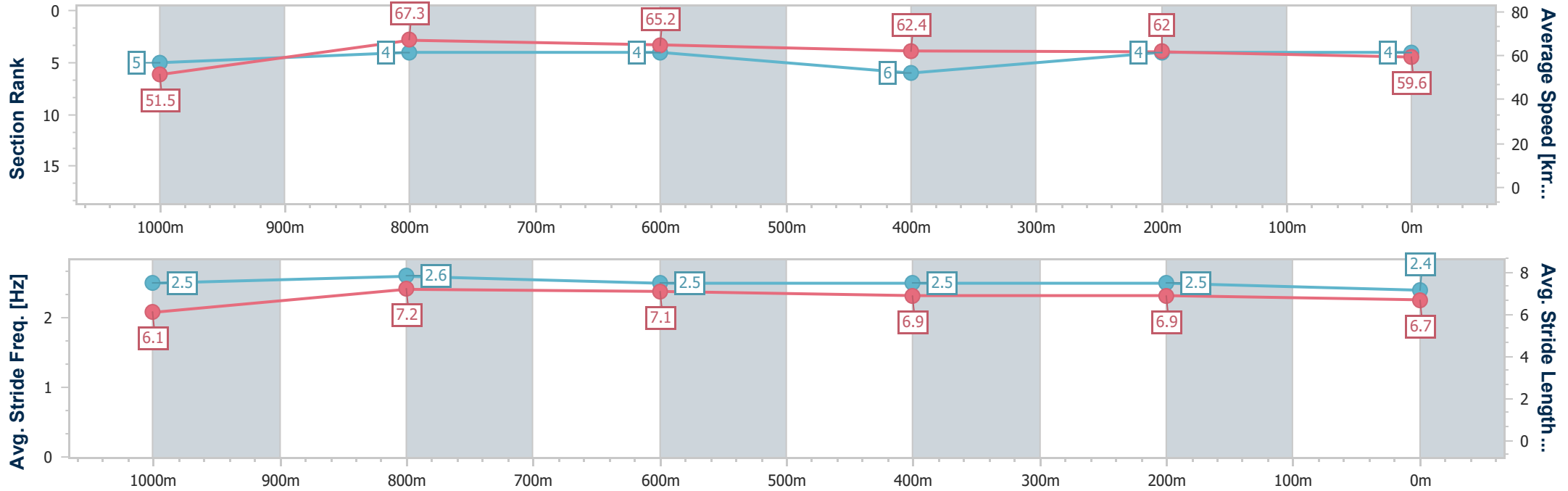
Ipswich QLD Professional
 Race 5: GORDON'S GIN Fillies & Mares BENCHMARK 58
 Handicap - 1200m



26 January 2025 - 15:22

Track Rating: Soft 5, Weather: Fine, Rail Position: +9m Entire

Section	Overall	1000m	800m	600m	400m	200m
Section Times	1:10.85 [4] (0:14.00)	0:56.85 [5] (0:10.67)	0:46.18 [4] (0:11.03)	0:35.15 [4] (0:11.48)	0:23.67 [6] (0:11.60)	0:12.07 [4] (0:12.07)
Average Speed [km/h]	51.5	67.3	65.2	62.4	62.0	59.6
Top Speed [km/h]	67.7	68.2	66.6	63.5	62.6	62.2
Avg. Dist. to Rail [m]	1.5	0.9	1.2	0.4	0.4	1.6
Avg. Stride Freq. [Hz]	2.5	2.6	2.5	2.5	2.5	2.4
Avg. Stride Length [m]	6.1	7.2	7.1	6.9	6.9	6.7



- [] Ranking at each section and finish
- .-.- No data available at this section
- NA No data available



Horse/Jockey Name	Inspired Dream
Final Rank	5
Fastest Section Time (Section)	0:10.66 (1000m)
Top Speed [km/h] (Section)	69.0 (1000m)
Race State	Finished



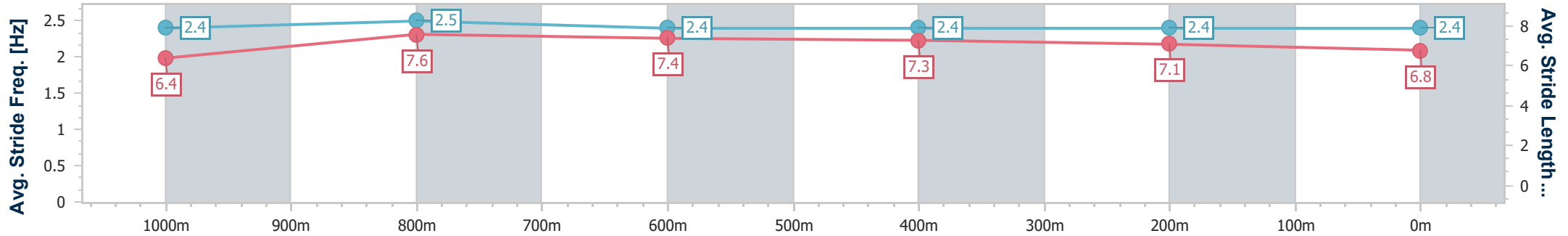
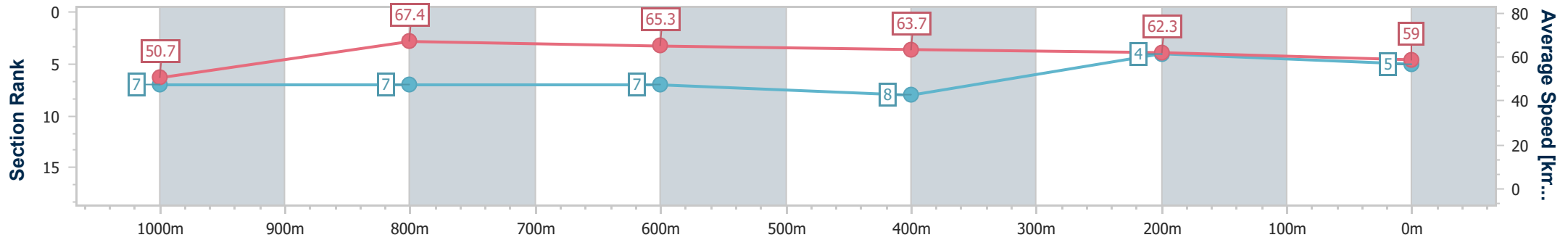
Ipswich QLD Professional
 Race 5: GORDON'S GIN Fillies & Mares BENCHMARK 58
 Handicap - 1200m



26 January 2025 - 15:22

Track Rating: Soft 5, Weather: Fine, Rail Position: +9m Entire

Section	Overall	1000m	800m	600m	400m	200m
Section Times	1:11.02 [5] (0:14.21)	0:56.81 [7] (0:10.66)	0:46.15 [7] (0:11.04)	0:35.11 [7] (0:11.31)	0:23.80 [8] (0:11.56)	0:12.24 [4] (0:12.24)
Average Speed [km/h]	50.7	67.4	65.3	63.7	62.3	59.0
Top Speed [km/h]	67.4	69.0	66.4	65.5	63.1	61.8
Avg. Dist. to Rail [m]	4.2	0.1	0.2	0.4	1.2	3.2
Avg. Stride Freq. [Hz]	2.4	2.5	2.4	2.4	2.4	2.4
Avg. Stride Length [m]	6.4	7.6	7.4	7.3	7.1	6.8



- [] Ranking at each section and finish
- .-.- No data available at this section
- NA No data available



Horse/Jockey Name	Tsukino
Final Rank	6
Fastest Section Time (Section)	0:10.78 (1000m)
Top Speed [km/h] (Section)	67.7 (1000m)
Race State	Finished



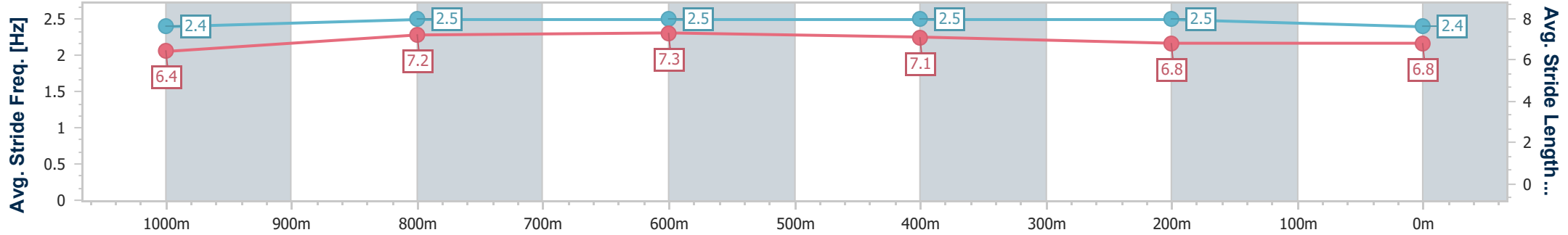
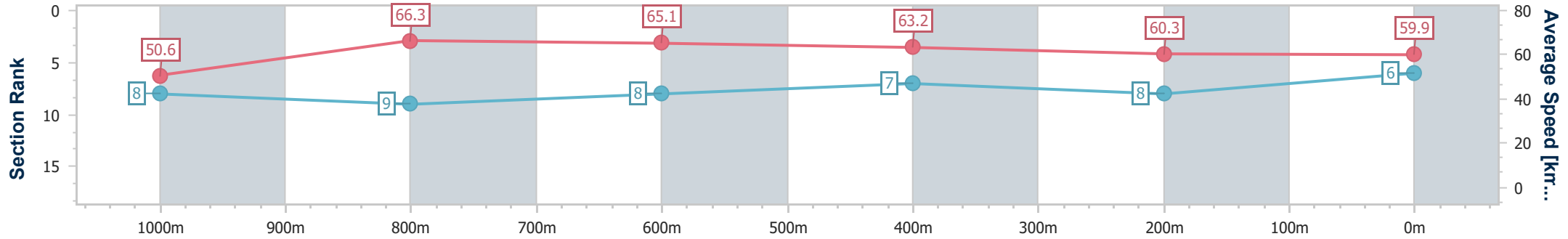
Ipswich QLD Professional
 Race 5: GORDON'S GIN Fillies & Mares BENCHMARK 58
 Handicap - 1200m



26 January 2025 - 15:22

Track Rating: Soft 5, Weather: Fine, Rail Position: +9m Entire

Section	Overall	1000m	800m	600m	400m	200m
Section Times	1:11.14 [6] (0:14.26)	0:56.88 [8] (0:10.78)	0:46.10 [9] (0:10.94)	0:35.16 [8] (0:11.22)	0:23.94 [7] (0:11.92)	0:12.02 [8] (0:12.02)
Average Speed [km/h]	50.6	66.3	65.1	63.2	60.3	59.9
Top Speed [km/h]	66.8	67.7	65.8	63.9	61.6	61.1
Avg. Dist. to Rail [m]	0.8	1.8	3.3	2.8	1.6	2.9
Avg. Stride Freq. [Hz]	2.4	2.5	2.5	2.5	2.5	2.4
Avg. Stride Length [m]	6.4	7.2	7.3	7.1	6.8	6.8



- [] Ranking at each section and finish
- .-.- No data available at this section
- NA No data available



Horse/Jockey Name	Firebolt
Final Rank	7
Fastest Section Time (Section)	0:10.72 (1000m)
Top Speed [km/h] (Section)	67.7 (1000m)
Race State	Finished



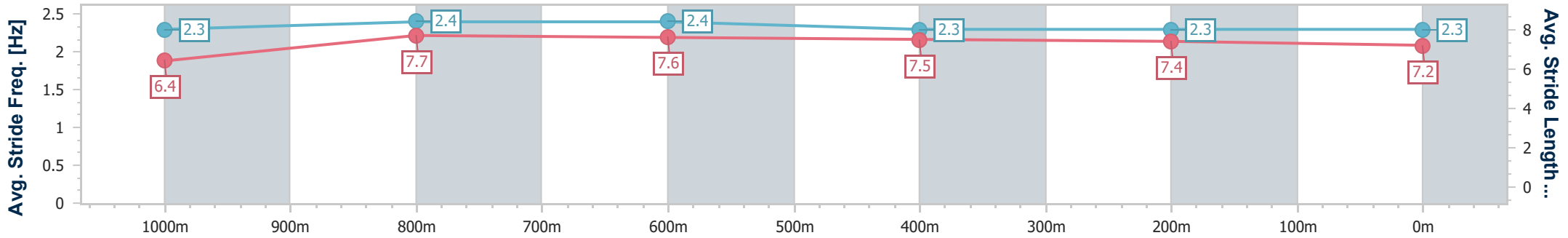
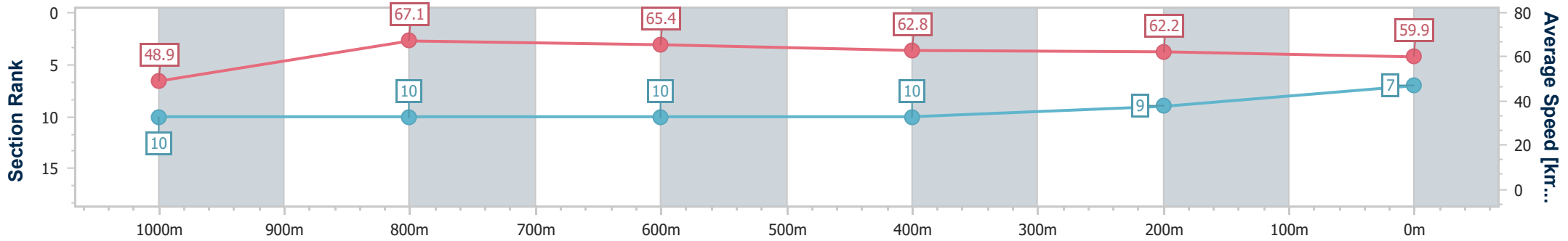
Ipswich QLD Professional
 Race 5: GORDON'S GIN Fillies & Mares BENCHMARK 58
 Handicap - 1200m



26 January 2025 - 15:22

Track Rating: Soft 5, Weather: Fine, Rail Position: +9m Entire

Section	Overall	1000m	800m	600m	400m	200m
Section Times	1:11.15 [7] (0:14.72)	0:56.43 [10] (0:10.72)	0:45.71 [10] (0:10.91)	0:34.80 [10] (0:11.34)	0:23.46 [10] (0:11.47)	0:11.99 [9] (0:11.99)
Average Speed [km/h]	48.9	67.1	65.4	62.8	62.2	59.9
Top Speed [km/h]	66.8	67.7	66.7	65.2	62.7	63.4
Avg. Dist. to Rail [m]	2.3	1.2	1.7	2.3	2.3	0.4
Avg. Stride Freq. [Hz]	2.3	2.4	2.4	2.3	2.3	2.3
Avg. Stride Length [m]	6.4	7.7	7.6	7.5	7.4	7.2



- [] Ranking at each section and finish
- .-.- No data available at this section
- NA No data available



Horse/Jockey Name	Chemiosmosis
Final Rank	8
Fastest Section Time (Section)	0:10.74 (1000m)
Top Speed [km/h] (Section)	68.1 (1000m)
Race State	Finished



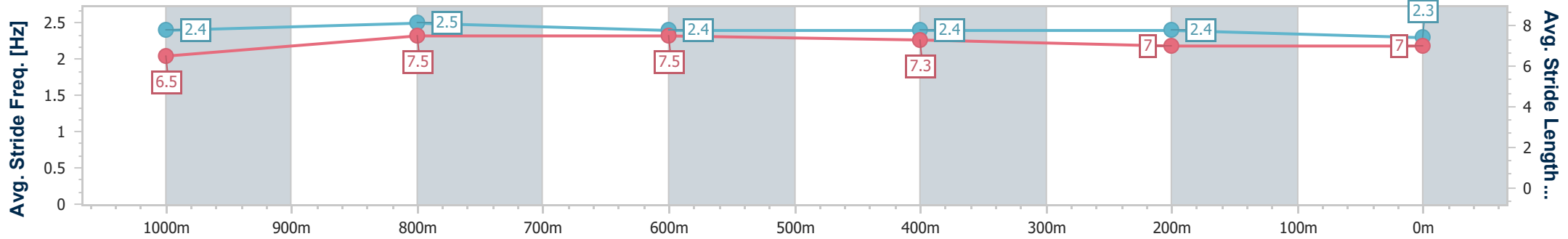
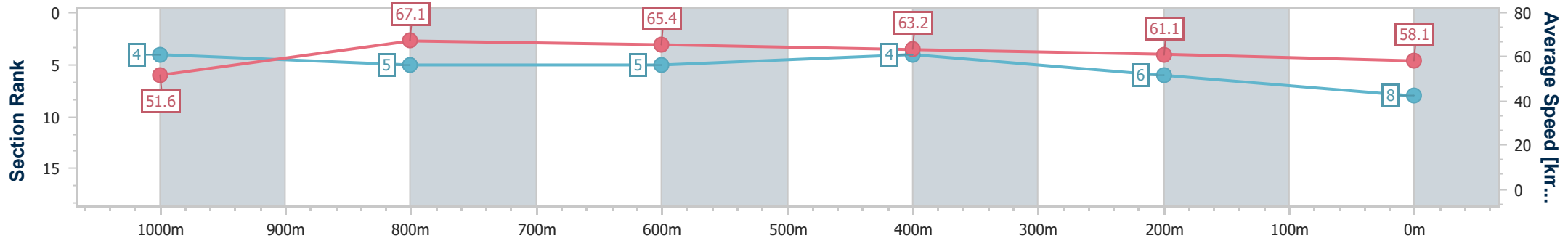
Ipswich QLD Professional
 Race 5: GORDON'S GIN Fillies & Mares BENCHMARK 58
 Handicap - 1200m



26 January 2025 - 15:22

Track Rating: Soft 5, Weather: Fine, Rail Position: +9m Entire

Section	Overall	1000m	800m	600m	400m	200m
Section Times	1:11.24 [8] (0:13.97)	0:57.27 [4] (0:10.74)	0:46.53 [5] (0:11.02)	0:35.51 [5] (0:11.32)	0:24.19 [4] (0:11.79)	0:12.40 [6] (0:12.40)
Average Speed [km/h]	51.6	67.1	65.4	63.2	61.1	58.1
Top Speed [km/h]	67.8	68.1	65.9	64.6	62.9	59.9
Avg. Dist. to Rail [m]	3.3	0.6	0.2	0.7	0.7	2.2
Avg. Stride Freq. [Hz]	2.4	2.5	2.4	2.4	2.4	2.3
Avg. Stride Length [m]	6.5	7.5	7.5	7.3	7.0	7.0



- [] Ranking at each section and finish
- .-.- No data available at this section
- NA No data available



Horse/Jockey Name	Guerrera
Final Rank	9
Fastest Section Time (Section)	0:10.63 (1000m)
Top Speed [km/h] (Section)	68.2 (Overall)
Race State	Finished



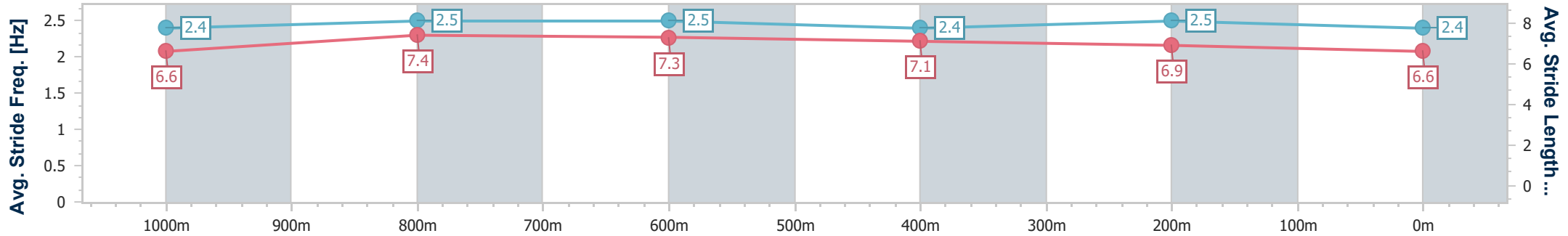
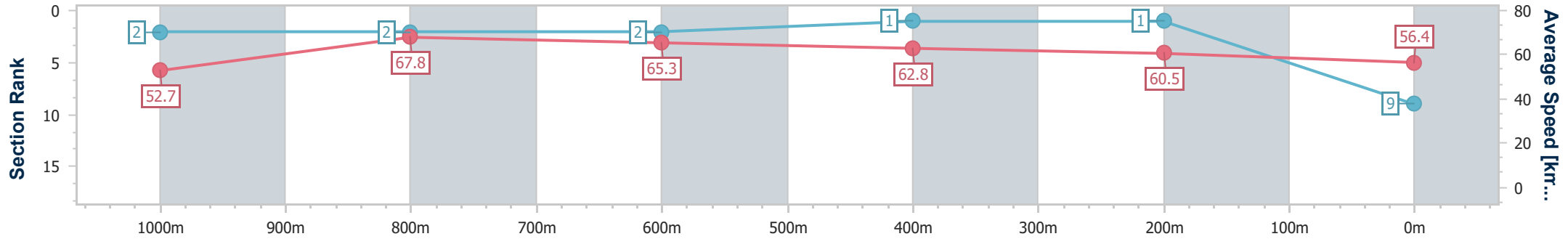
Ipswich QLD Professional
Race 5: GORDON'S GIN Fillies & Mares BENCHMARK 58
Handicap - 1200m



26 January 2025 - 15:22

Track Rating: Soft 5, Weather: Fine, Rail Position: +9m Entire

Section	Overall	1000m	800m	600m	400m	200m
Section Times	1:11.31 [9] (0:13.66)	0:57.65 [2] (0:10.63)	0:47.02 [2] (0:10.99)	0:36.03 [2] (0:11.39)	0:24.64 [1] (0:11.85)	0:12.79 [1] (0:12.79)
Average Speed [km/h]	52.7	67.8	65.3	62.8	60.5	56.4
Top Speed [km/h]	68.2	68.1	66.9	63.3	61.7	59.0
Avg. Dist. to Rail [m]	3.9	0.6	0.6	0.9	0.6	0.5
Avg. Stride Freq. [Hz]	2.4	2.5	2.5	2.4	2.5	2.4
Avg. Stride Length [m]	6.6	7.4	7.3	7.1	6.9	6.6





Horse/Jockey Name	Suprendre
Final Rank	10
Fastest Section Time (Section)	0:10.54 (1000m)
Top Speed [km/h] (Section)	69.7 (Overall)
Race State	Finished



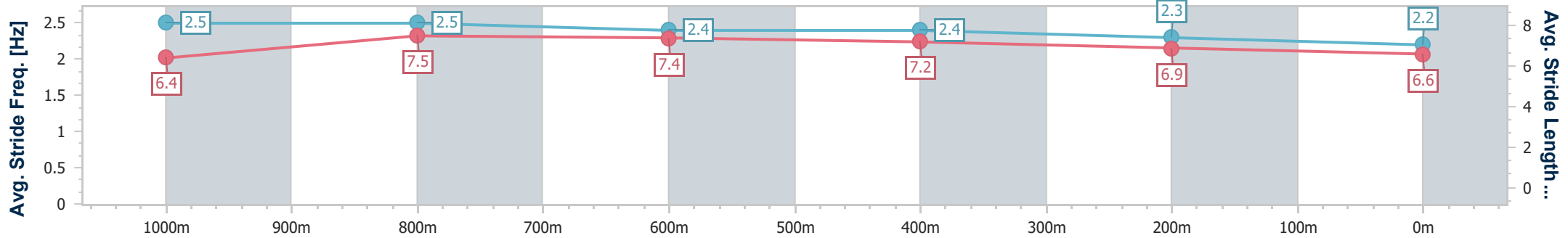
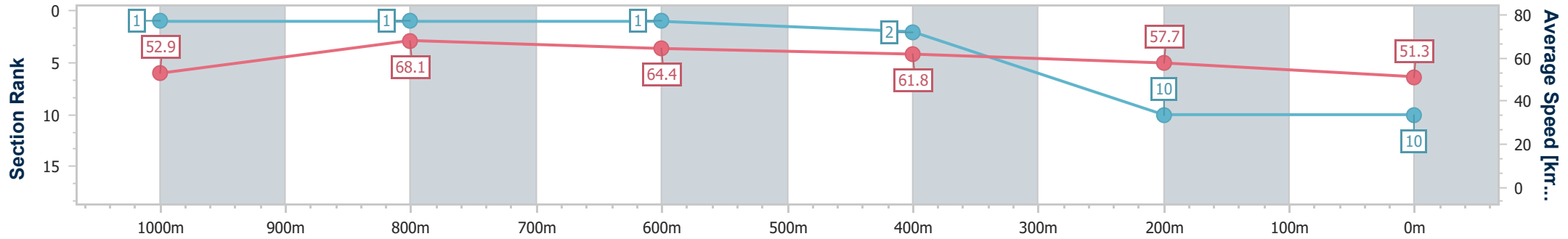
Ipswich QLD Professional
 Race 5: GORDON'S GIN Fillies & Mares BENCHMARK 58
 Handicap - 1200m



26 January 2025 - 15:22

Track Rating: Soft 5, Weather: Fine, Rail Position: +9m Entire

Section	Overall	1000m	800m	600m	400m	200m
Section Times	1:13.18 [10] (0:13.61)	0:59.57 [1] (0:10.54)	0:49.03 [1] (0:11.12)	0:37.91 [1] (0:11.51)	0:26.40 [2] (0:12.39)	0:14.01 [10] (0:14.01)
Average Speed [km/h]	52.9	68.1	64.4	61.8	57.7	51.3
Top Speed [km/h]	69.7	69.6	66.0	64.3	60.5	55.6
Avg. Dist. to Rail [m]	7.0	1.1	1.7	2.0	2.7	2.3
Avg. Stride Freq. [Hz]	2.5	2.5	2.4	2.4	2.3	2.2
Avg. Stride Length [m]	6.4	7.5	7.4	7.2	6.9	6.6



- [] Ranking at each section and finish
- .-.- No data available at this section
- NA No data available