

Ipswich QLD Professional

Race 3: LEMSECCO Maiden Handicap - 1350m

26 January 2025 - 14:01

Track Rating: Soft 5, Weather: Fine, Rail Position: +9m Entire

Section												Last 600m	
Field Times		Overall	1200m	1000m	800m	600m	400m						0:35.23
		1:20.93 (0:11.36)	1:09.57 (0:11.05)	0:58.52 (0:11.48)	0:47.04 (0:11.81)	0:35.23 (0:11.84)	0:23.39 (0:11.70)						
Rank	TAB	Horse/Jockey	Barrier	Top Speed [km/h]	Fastest Section							Distance Travelled [m]	
1	1	ALL ABOUT ARTIE Justin Huxtable	9	66.6 1200m	0:11.08 1200m	1:20.93 [1] (0:11.36)	1:09.57 [1] (0:11.08)	0:58.49 [2] (0:11.55)	0:46.94 [2] (0:11.79)	0:35.15 [2] (0:11.76)	0:23.39 [1] (0:11.70)	0:35.15	
2	11	GOOD PHILLY Olivia Kendal	5	64.2 400m	0:11.32 400m	1:20.93 [2] (0:11.59)	1:09.34 [3] (0:11.34)	0:58.00 [5] (0:11.71)	0:46.29 [7] (0:11.86)	0:34.43 [7] (0:11.65)	0:22.78 [8] (0:11.32)	0:34.43	+0
3	8	SAND 'N' POWER Ryan Curatolo	1	65.3 1200m	0:11.16 1200m	1:21.18 [3] (0:11.85)	1:09.33 [6] (0:11.16)	0:58.17 [6] (0:11.54)	0:46.63 [6] (0:11.81)	0:34.82 [6] (0:11.62)	0:23.20 [6] (0:11.52)	0:34.82	+0
4	10	BRUTAL SUE Angela Jones	7	66.2 1200m	0:11.16 1200m	1:21.18 [4] (0:11.86)	1:09.32 [7] (0:11.16)	0:58.16 [7] (0:11.39)	0:46.77 [5] (0:11.84)	0:34.93 [5] (0:11.62)	0:23.31 [5] (0:11.59)	0:34.93	+2
5	2	NATIONAL GOAL Jag Guthmann-Chester	3	66.0 1200m	0:11.09 1200m	1:21.32 [5] (0:11.62)	1:09.70 [5] (0:11.09)	0:58.61 [4] (0:11.53)	0:47.08 [4] (0:11.79)	0:35.29 [4] (0:11.63)	0:23.66 [2] (0:11.73)	0:35.29	+0
6	7	I DOUBT IT Ron Stewart	10	66.5 1200m	0:11.01 1200m	1:21.40 [6] (0:12.18)	1:09.22 [10] (0:11.01)	0:58.21 [9] (0:11.59)	0:46.62 [8] (0:11.76)	0:34.86 [8] (0:11.61)	0:23.25 [7] (0:11.66)	0:34.86	-1
7	6	KAYLEEN'S PROFIT Micheal Hellyer	11	65.2 1200m	0:11.25 1200m	1:21.59 [7] (0:12.26)	1:09.33 [11] (0:11.25)	0:58.08 [11] (0:11.57)	0:46.51 [10] (0:11.84)	0:34.67 [10] (0:11.71)	0:22.96 [11] (0:11.47)	0:34.67	-2
8	3	ARTSPACE Yvette Lewis	8	64.5 1200m	0:11.38 1200m	1:21.61 [8] (0:12.01)	1:09.60 [9] (0:11.38)	0:58.22 [10] (0:11.72)	0:46.50 [11] (0:11.93)	0:34.57 [11] (0:11.45)	0:23.12 [10] (0:11.56)	0:34.57	+2
9	4	SUMICH Boris Thornton	2	66.2 1200m	0:11.09 1200m	1:21.74 [9] (0:11.61)	1:10.13 [4] (0:11.09)	0:59.04 [3] (0:11.50)	0:47.54 [3] (0:11.78)	0:35.76 [3] (0:11.86)	0:23.90 [4] (0:11.89)	0:35.76	-2
10	13	ASINGLEPROMISE Georgina Cartwright	6	65.1 1200m	0:11.29 1200m	1:21.86 [10] (0:11.87)	1:09.99 [8] (0:11.29)	0:58.70 [8] (0:11.71)	0:46.99 [9] (0:11.87)	0:35.12 [9] (0:11.65)	0:23.47 [9] (0:11.60)	0:35.12	+1

Scratched: Cheerful Cat (#12), Skieda (#5)



Ipswich QLD Professional
Race 3: LEMSECCO Maiden Handicap - 1350m
 26 January 2025 - 14:01



Track Rating: Soft 5, Weather: Fine, Rail Position: +9m Entire

Section		Overall	1200m	1000m	800m	600m	400m	Last 600m
Field Times		1:20.93 (0:11.36)	1:09.57 (0:11.05)	0:58.52 (0:11.48)	0:47.04 (0:11.81)	0:35.23 (0:11.84)	0:23.39 (0:11.70)	0:35.23

Rank	TAB	Horse/Jockey	Barrier	Top Speed [km/h]	Fastest Section	Overall	1200m	1000m	800m	600m	400m	Last 600m	Distance Travelled [m]
11	9	SHEEZ BRUTAFUL	4	68.1	0:10.91	1:23.15 [11]	1:11.65 [2]	1:00.74 [1]	0:49.26 [1]	0:37.45 [1]	0:25.45 [3]	0:37.45	-4
		Jace McMurray		1200m	1200m	(0:11.50)	(0:10.91)	(0:11.48)	(0:11.81)	(0:12.00)	(0:12.21)		

Scratched: Cheerful Cat (#12), Skieda (#5)

Track Rating: Soft 5, Weather: Fine, Rail Position: +9m Entire

Section				200m				Last 600m		
Field Times				0:11.69 (0:11.69)				0:35.23		
Rank	TAB	Horse/Jockey	Barrier	Top Speed [km/h]	Fastest Section	Margin			Distance Travelled [m]	
1	1	ALL ABOUT ARTIE Justin Huxtable	9	66.6 1200m	0:11.08 1200m	0:11.69 [1] (0:11.69)	1:20.93		0:35.15	
2	11	GOOD PHILLY Olivia Kendal	5	64.2 400m	0:11.32 400m	0:11.46 [4] (0:11.46)	0.03L		0:34.43	+0
3	8	SAND 'N' POWER Ryan Curatolo	1	65.3 1200m	0:11.16 1200m	0:11.68 [5] (0:11.68)	1.45L		0:34.82	+0
4	10	BRUTAL SUE Angela Jones	7	66.2 1200m	0:11.16 1200m	0:11.72 [3] (0:11.72)	1.49L		0:34.93	+2
5	2	NATIONAL GOAL Jag Guthmann-Chester	3	66.0 1200m	0:11.09 1200m	0:11.93 [2] (0:11.93)	2.29L		0:35.29	+0
6	7	I DOUBT IT Ron Stewart	10	66.5 1200m	0:11.01 1200m	0:11.59 [7] (0:11.59)	2.79L		0:34.86	-1
7	6	KAYLEEN'S PROFIT Micheal Hellyer	11	65.2 1200m	0:11.25 1200m	0:11.49 [11] (0:11.49)	3.87L		0:34.67	-2
8	3	ARTSPACE Yvette Lewis	8	64.5 1200m	0:11.38 1200m	0:11.56 [10] (0:11.56)	4.02L		0:34.57	+2
9	4	SUMICH Boris Thornton	2	66.2 1200m	0:11.09 1200m	0:12.01 [6] (0:12.01)	4.77L		0:35.76	-2
10	13	ASINGLEPROMISE Georgina Cartwright	6	65.1 1200m	0:11.29 1200m	0:11.87 [9] (0:11.87)	5.46L		0:35.12	+1

Scratched: Cheerful Cat (#12), Skieda (#5)



Ipswich QLD Professional
 Race 3: LEMSECCO Maiden Handicap - 1350m
 26 January 2025 - 14:01



Track Rating: Soft 5, Weather: Fine, Rail Position: +9m Entire

Section				200m				Last 600m		
Field Times				0:11.69 (0:11.69)				0:35.23		
Rank	TAB	Horse/Jockey	Barrier	Top Speed [km/h]	Fastest Section	Margin			Distance Travelled [m]	
11	9	SHEEZ BRUTAFUL	4	68.1	0:10.91	0:13.24 [8]	13.05L		0:37.45	-4
		Jace McMurray		1200m	1200m	(0:13.24)				

Scratched: Cheerful Cat (#12), Skieda (#5)

[] Ranking at each section and finish
 -:-:-:- No data available at this section
 NA No data available

SCN Saddle cloth number
 DNF Did not finish
 DNT Did not track



Horse/Jockey Name	All About Artie
Final Rank	1
Fastest Section Time (Section)	0:11.08 (1200m)
Top Speed [km/h] (Section)	66.6 (1200m)
Race State	Finished



Ipswich QLD Professional

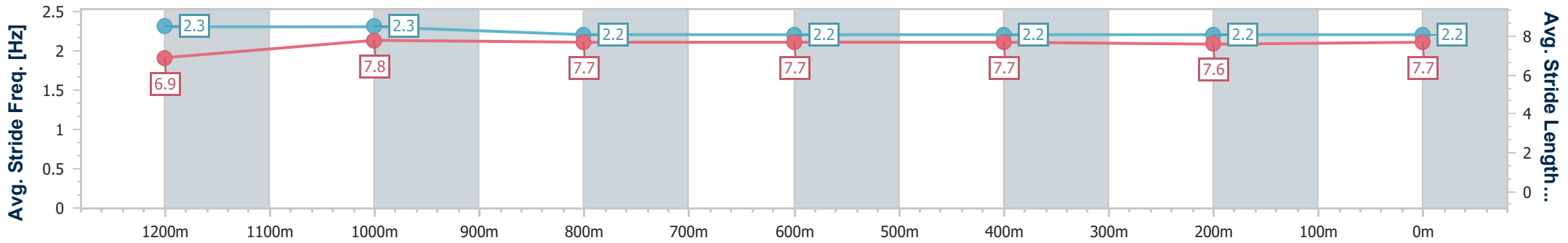
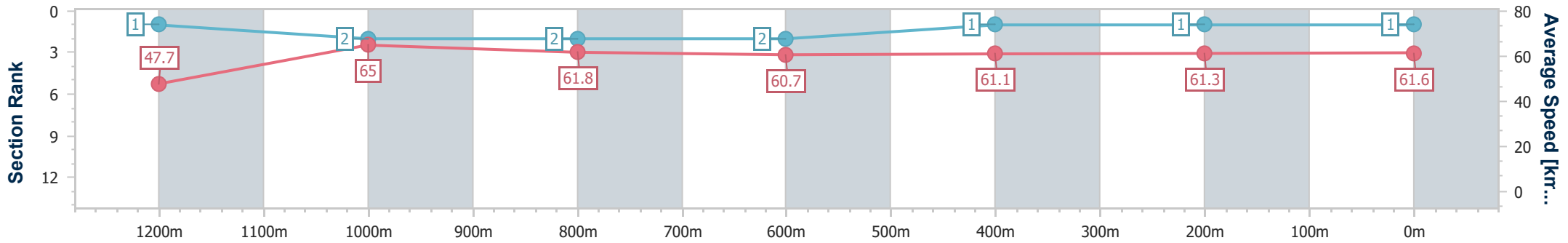
Race 3: LEMSECCO Maiden Handicap - 1350m

26 January 2025 - 14:01



Track Rating: Soft 5, Weather: Fine, Rail Position: +9m Entire

Section	Overall	1200m	1000m	800m	600m	400m	200m
Section Times	1:20.93 [1] (0:11.36)	1:09.57 [1] (0:11.08)	0:58.49 [2] (0:11.55)	0:46.94 [2] (0:11.79)	0:35.15 [2] (0:11.76)	0:23.39 [1] (0:11.70)	0:11.69 [1] (0:11.69)
Average Speed [km/h]	47.7	65.0	61.8	60.7	61.1	61.3	61.6
Top Speed [km/h]	65.6	66.6	63.1	61.3	63.0	63.0	64.0
Avg. Dist. to Rail [m]	4.8	1.2	1.1	1.6	1.1	1.0	1.6
Avg. Stride Freq. [Hz]	2.3	2.3	2.2	2.2	2.2	2.2	2.2
Avg. Stride Length [m]	6.9	7.8	7.7	7.7	7.7	7.6	7.7



- [] Ranking at each section and finish
- .-.- No data available at this section
- NA No data available



Horse/Jockey Name	Good Philly
Final Rank	2
Fastest Section Time (Section)	0:11.32 (400m)
Top Speed [km/h] (Section)	64.2 (400m)
Race State	Finished



Ipswich QLD Professional

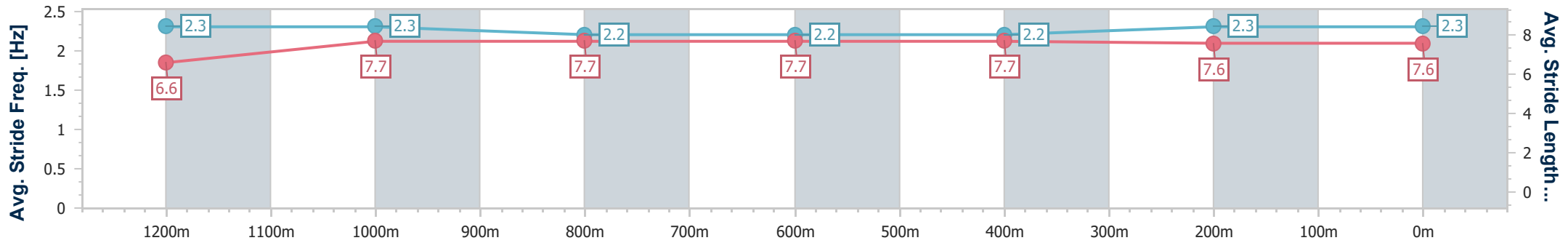
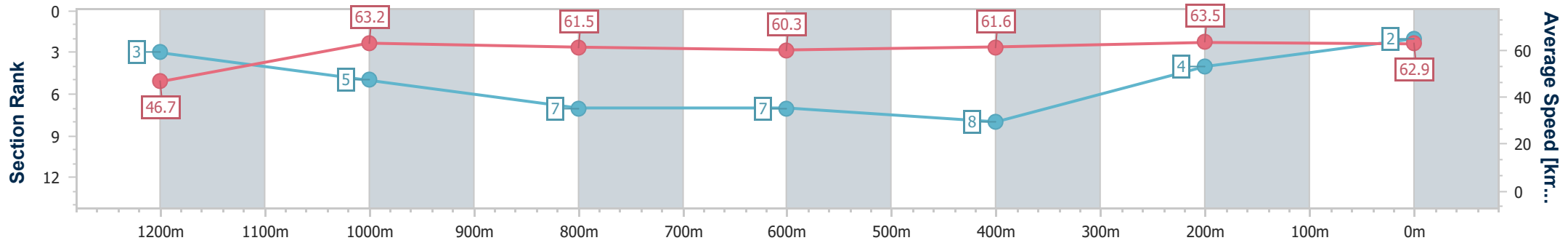
Race 3: LEMSECCO Maiden Handicap - 1350m

26 January 2025 - 14:01



Track Rating: Soft 5, Weather: Fine, Rail Position: +9m Entire

Section	Overall	1200m	1000m	800m	600m	400m	200m
Section Times	1:20.93 [2] (0:11.59)	1:09.34 [3] (0:11.34)	0:58.00 [5] (0:11.71)	0:46.29 [7] (0:11.86)	0:34.43 [7] (0:11.65)	0:22.78 [8] (0:11.32)	0:11.46 [4] (0:11.46)
Average Speed [km/h]	46.7	63.2	61.5	60.3	61.6	63.5	62.9
Top Speed [km/h]	62.1	64.2	63.8	61.9	63.5	64.2	63.9
Avg. Dist. to Rail [m]	2.0	0.6	1.0	1.5	1.0	1.7	4.3
Avg. Stride Freq. [Hz]	2.3	2.3	2.2	2.2	2.2	2.3	2.3
Avg. Stride Length [m]	6.6	7.7	7.7	7.7	7.7	7.6	7.6



- [] Ranking at each section and finish
- .-.- No data available at this section
- NA No data available



Horse/Jockey Name	Sand 'N' Power
Final Rank	3
Fastest Section Time (Section)	0:11.16 (1200m)
Top Speed [km/h] (Section)	65.3 (1200m)
Race State	Finished



Ipswich QLD Professional

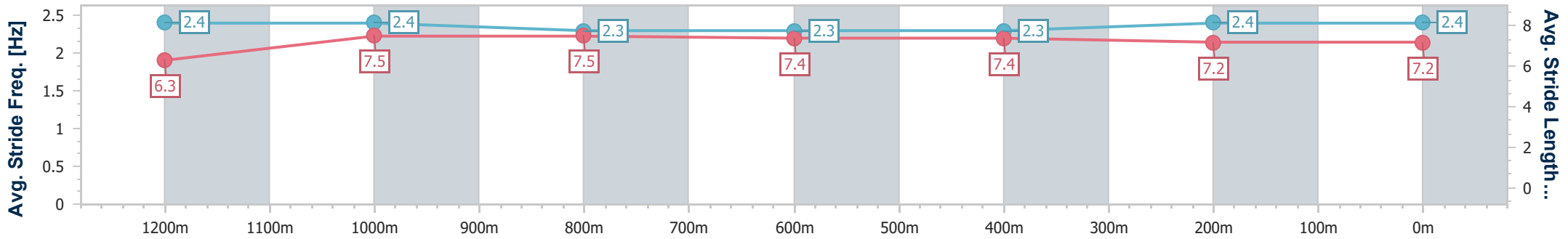
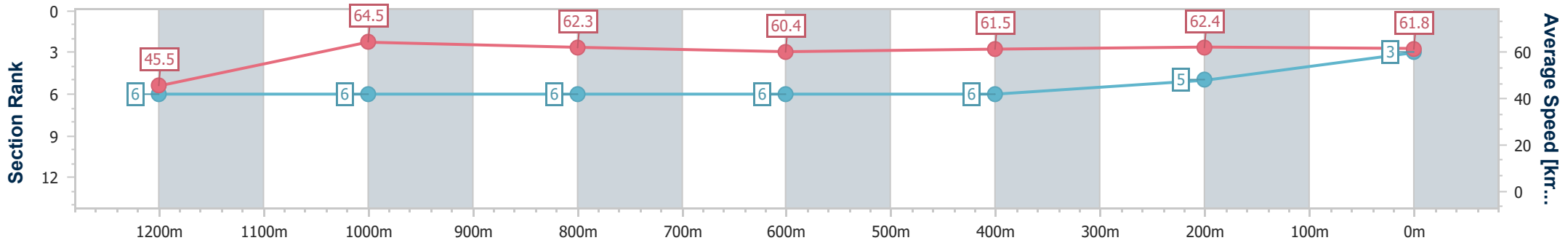
Race 3: LEMSECCO Maiden Handicap - 1350m

26 January 2025 - 14:01



Track Rating: Soft 5, Weather: Fine, Rail Position: +9m Entire

Section	Overall	1200m	1000m	800m	600m	400m	200m
Section Times	1:21.18 [3] (0:11.85)	1:09.33 [6] (0:11.16)	0:58.17 [6] (0:11.54)	0:46.63 [6] (0:11.81)	0:34.82 [6] (0:11.62)	0:23.20 [6] (0:11.52)	0:11.68 [5]
Average Speed [km/h]	45.5	64.5	62.3	60.4	61.5	62.4	61.8
Top Speed [km/h]	62.9	65.3	63.7	61.8	62.5	63.5	63.7
Avg. Dist. to Rail [m]	1.4	0.6	1.5	2.3	1.7	0.8	2.3
Avg. Stride Freq. [Hz]	2.4	2.4	2.3	2.3	2.3	2.4	2.4
Avg. Stride Length [m]	6.3	7.5	7.5	7.4	7.4	7.2	7.2



- [] Ranking at each section and finish
- .-.- No data available at this section
- NA No data available



Horse/Jockey Name	Brutal Sue
Final Rank	4
Fastest Section Time (Section)	0:11.16 (1200m)
Top Speed [km/h] (Section)	66.2 (1200m)
Race State	Finished



Ipswich QLD Professional

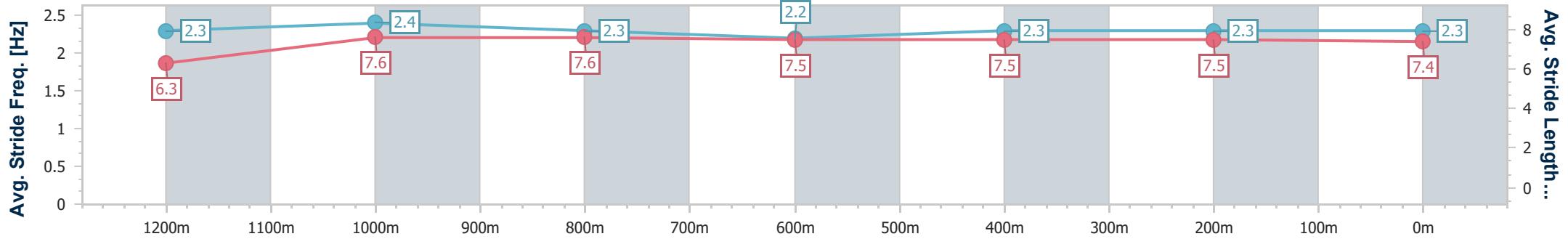
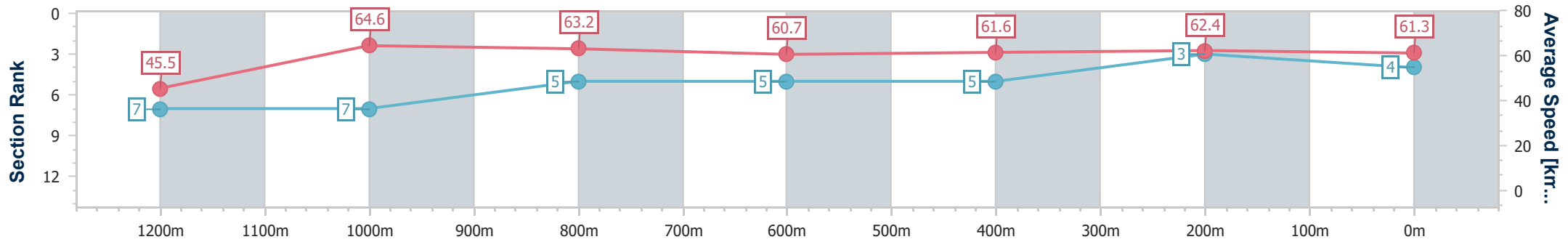
Race 3: LEMSECCO Maiden Handicap - 1350m

26 January 2025 - 14:01



Track Rating: Soft 5, Weather: Fine, Rail Position: +9m Entire

Section	Overall	1200m	1000m	800m	600m	400m	200m
Section Times	1:21.18 [4] (0:11.86)	1:09.32 [7] (0:11.16)	0:58.16 [7] (0:11.39)	0:46.77 [5] (0:11.84)	0:34.93 [5] (0:11.62)	0:23.31 [5] (0:11.59)	0:11.72 [3] (0:11.72)
Average Speed [km/h]	45.5	64.6	63.2	60.7	61.6	62.4	61.3
Top Speed [km/h]	63.1	66.2	65.5	62.1	63.3	63.2	62.5
Avg. Dist. to Rail [m]	2.4	0.8	0.3	0.7	0.5	0.9	2.7
Avg. Stride Freq. [Hz]	2.3	2.4	2.3	2.2	2.3	2.3	2.3
Avg. Stride Length [m]	6.3	7.6	7.6	7.5	7.5	7.5	7.4



- [] Ranking at each section and finish
- .-.- No data available at this section
- NA No data available



Horse/Jockey Name	National Goal
Final Rank	5
Fastest Section Time (Section)	0:11.09 (1200m)
Top Speed [km/h] (Section)	66.0 (1200m)
Race State	Finished



Ipswich QLD Professional

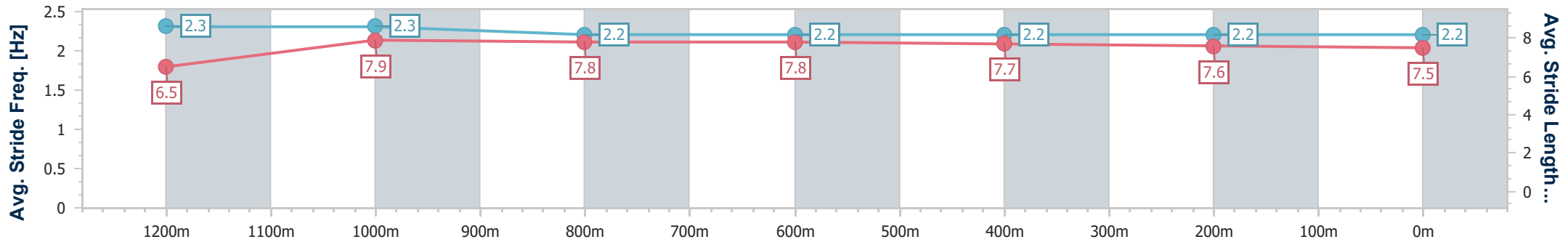
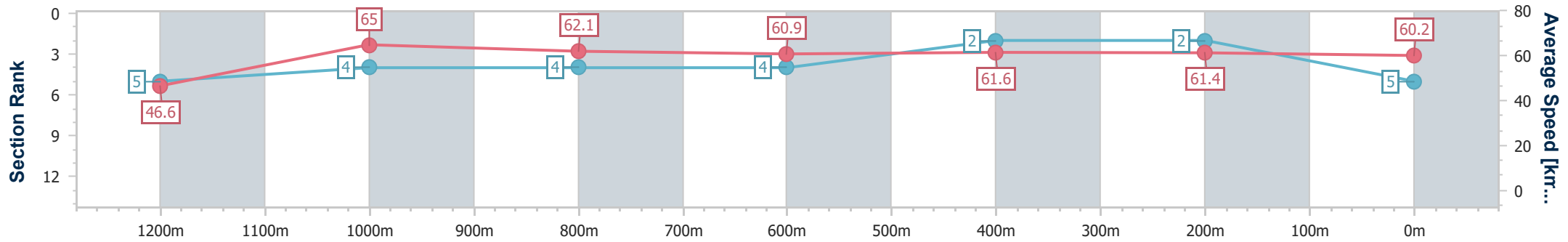
Race 3: LEMSECCO Maiden Handicap - 1350m

26 January 2025 - 14:01



Track Rating: Soft 5, Weather: Fine, Rail Position: +9m Entire

Section	Overall	1200m	1000m	800m	600m	400m	200m
Section Times	1:21.32 [5] (0:11.62)	1:09.70 [5] (0:11.09)	0:58.61 [4] (0:11.53)	0:47.08 [4] (0:11.79)	0:35.29 [4] (0:11.63)	0:23.66 [2] (0:11.73)	0:11.93 [2] (0:11.93)
Average Speed [km/h]	46.6	65.0	62.1	60.9	61.6	61.4	60.2
Top Speed [km/h]	65.0	66.0	63.3	61.7	62.2	62.5	61.8
Avg. Dist. to Rail [m]	1.0	0.7	0.5	1.4	0.9	0.5	0.5
Avg. Stride Freq. [Hz]	2.3	2.3	2.2	2.2	2.2	2.2	2.2
Avg. Stride Length [m]	6.5	7.9	7.8	7.8	7.7	7.6	7.5



- [] Ranking at each section and finish
- .-.- No data available at this section
- NA No data available



Horse/Jockey Name	I Doubt It
Final Rank	6
Fastest Section Time (Section)	0:11.01 (1200m)
Top Speed [km/h] (Section)	66.5 (1200m)
Race State	Finished



Ipswich QLD Professional

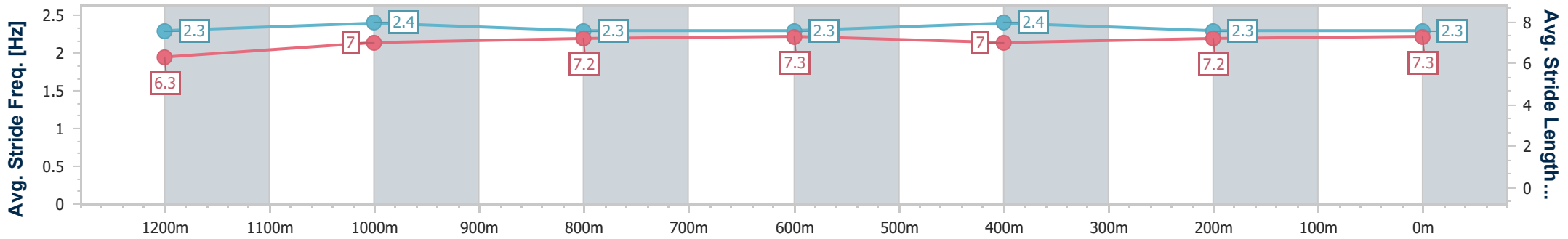
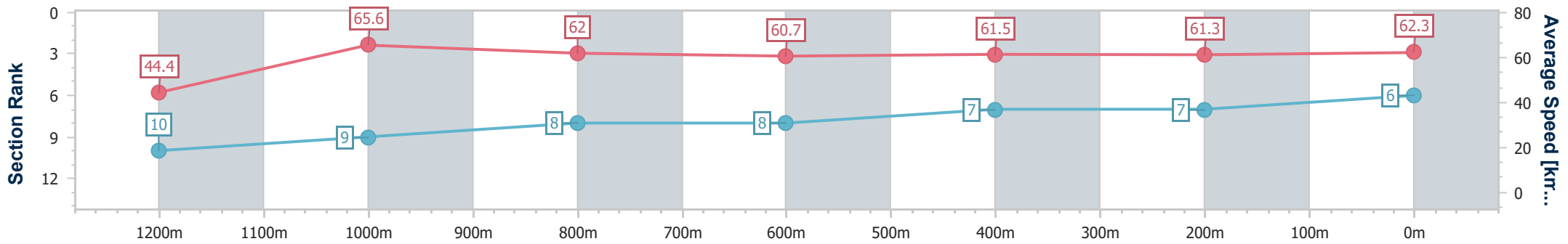
Race 3: LEMSECCO Maiden Handicap - 1350m

26 January 2025 - 14:01



Track Rating: Soft 5, Weather: Fine, Rail Position: +9m Entire

Section	Overall	1200m	1000m	800m	600m	400m	200m
Section Times	1:21.40 [6] (0:12.18)	1:09.22 [10] (0:11.01)	0:58.21 [9] (0:11.59)	0:46.62 [8] (0:11.76)	0:34.86 [8] (0:11.61)	0:23.25 [7] (0:11.66)	0:11.59 [7] (0:11.59)
Average Speed [km/h]	44.4	65.6	62.0	60.7	61.5	61.3	62.3
Top Speed [km/h]	63.3	66.5	63.9	62.1	62.6	62.3	62.9
Avg. Dist. to Rail [m]	4.7	0.5	0.9	2.0	2.0	1.4	3.8
Avg. Stride Freq. [Hz]	2.3	2.4	2.3	2.3	2.4	2.3	2.3
Avg. Stride Length [m]	6.3	7.0	7.2	7.3	7.0	7.2	7.3



- [] Ranking at each section and finish
- .-.- No data available at this section
- NA No data available



Horse/Jockey Name	Kayleen's Profit
Final Rank	7
Fastest Section Time (Section)	0:11.25 (1200m)
Top Speed [km/h] (Section)	65.2 (1200m)
Race State	Finished



Ipswich QLD Professional

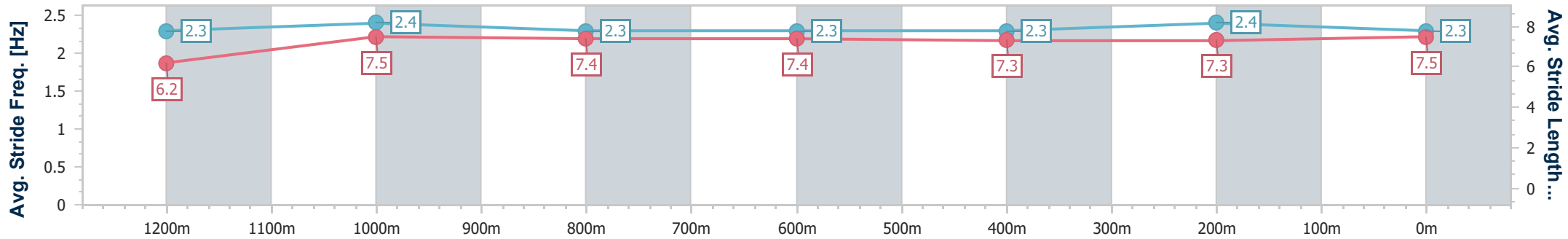
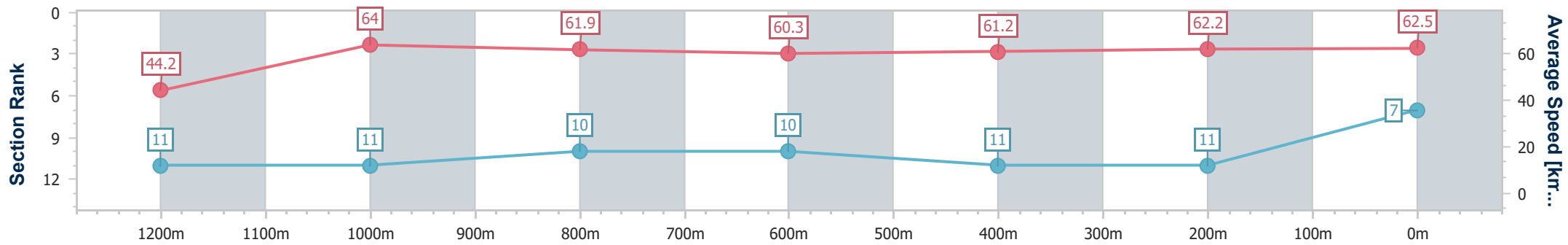
Race 3: LEMSECCO Maiden Handicap - 1350m

26 January 2025 - 14:01



Track Rating: Soft 5, Weather: Fine, Rail Position: +9m Entire

Section	Overall	1200m	1000m	800m	600m	400m	200m
Section Times	1:21.59 [7] (0:12.26)	1:09.33 [11] (0:11.25)	0:58.08 [11] (0:11.57)	0:46.51 [10] (0:11.84)	0:34.67 [10] (0:11.71)	0:22.96 [11] (0:11.47)	0:11.49 [11] (0:11.49)
Average Speed [km/h]	44.2	64.0	61.9	60.3	61.2	62.2	62.5
Top Speed [km/h]	62.2	65.2	63.8	61.4	62.1	63.6	63.7
Avg. Dist. to Rail [m]	5.3	0.7	1.2	2.2	1.9	1.7	1.6
Avg. Stride Freq. [Hz]	2.3	2.4	2.3	2.3	2.3	2.4	2.3
Avg. Stride Length [m]	6.2	7.5	7.4	7.4	7.3	7.3	7.5



- [] Ranking at each section and finish
- .-.- No data available at this section
- NA No data available



Horse/Jockey Name	Artspace
Final Rank	8
Fastest Section Time (Section)	0:11.38 (1200m)
Top Speed [km/h] (Section)	64.5 (1200m)
Race State	Finished



Ipswich QLD Professional

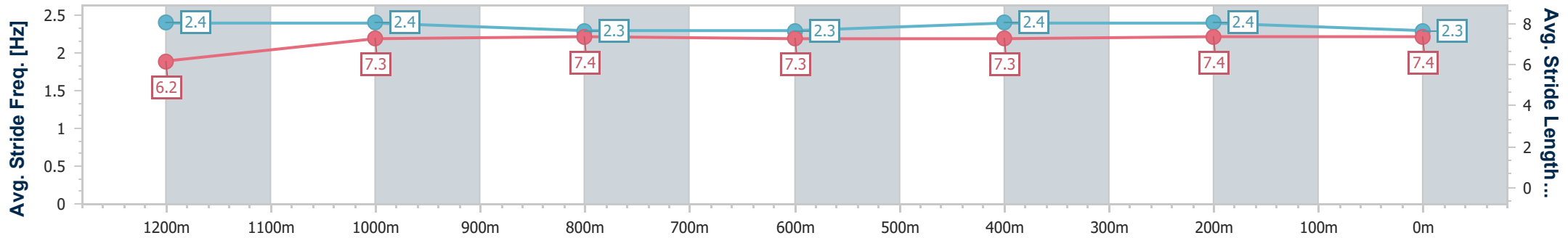
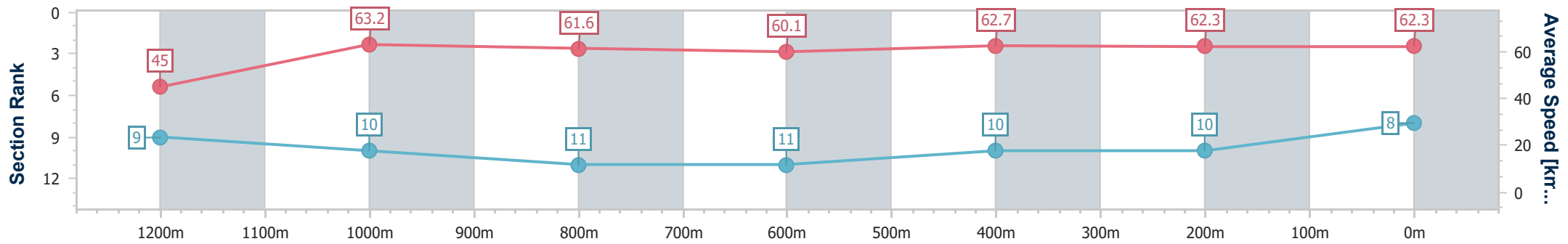
Race 3: LEMSECCO Maiden Handicap - 1350m

26 January 2025 - 14:01



Track Rating: Soft 5, Weather: Fine, Rail Position: +9m Entire

Section	Overall	1200m	1000m	800m	600m	400m	200m
Section Times	1:21.61 [8] (0:12.01)	1:09.60 [9] (0:11.38)	0:58.22 [10] (0:11.72)	0:46.50 [11] (0:11.93)	0:34.57 [11] (0:11.45)	0:23.12 [10] (0:11.56)	0:11.56 [10] (0:11.56)
Average Speed [km/h]	45.0	63.2	61.6	60.1	62.7	62.3	62.3
Top Speed [km/h]	60.3	64.5	63.9	61.5	63.8	63.3	63.4
Avg. Dist. to Rail [m]	4.6	1.3	0.2	0.9	0.5	1.5	4.2
Avg. Stride Freq. [Hz]	2.4	2.4	2.3	2.3	2.4	2.4	2.3
Avg. Stride Length [m]	6.2	7.3	7.4	7.3	7.3	7.4	7.4



- [] Ranking at each section and finish
- .-.- No data available at this section
- NA No data available



Horse/Jockey Name	Sumich
Final Rank	9
Fastest Section Time (Section)	0:11.09 (1200m)
Top Speed [km/h] (Section)	66.2 (1200m)
Race State	Finished



Ipswich QLD Professional

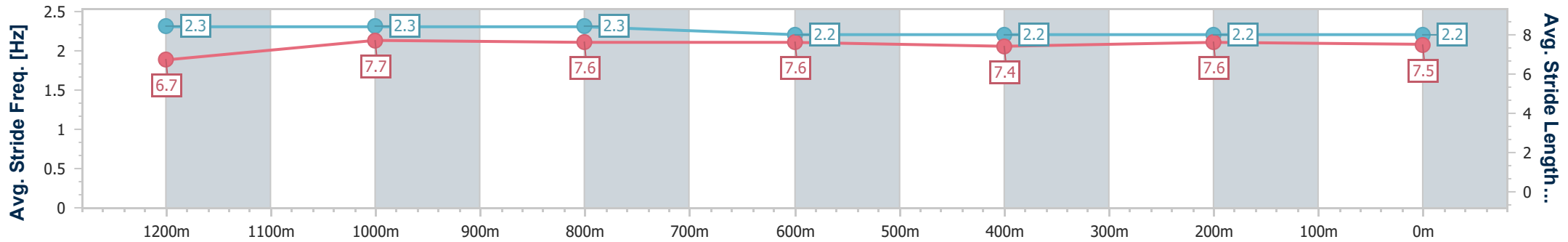
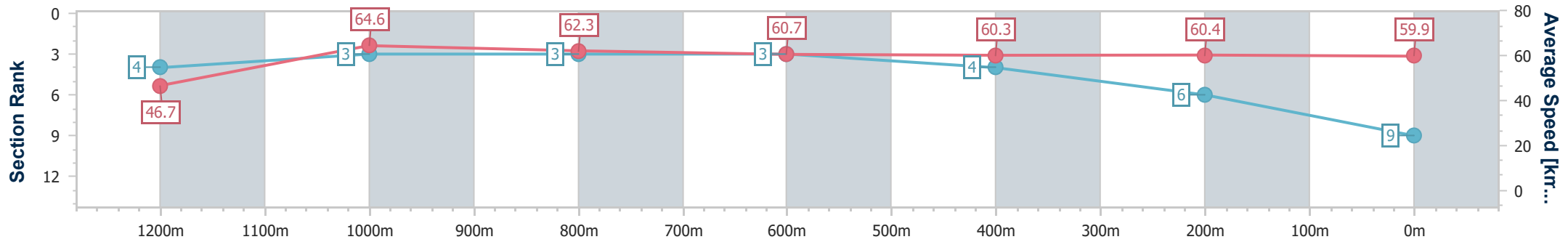
Race 3: LEMSECCO Maiden Handicap - 1350m

26 January 2025 - 14:01



Track Rating: Soft 5, Weather: Fine, Rail Position: +9m Entire

Section	Overall	1200m	1000m	800m	600m	400m	200m
Section Times	1:21.74 [9] (0:11.61)	1:10.13 [4] (0:11.09)	0:59.04 [3] (0:11.50)	0:47.54 [3] (0:11.78)	0:35.76 [3] (0:11.86)	0:23.90 [4] (0:11.89)	0:12.01 [6] (0:12.01)
Average Speed [km/h]	46.7	64.6	62.3	60.7	60.3	60.4	59.9
Top Speed [km/h]	63.9	66.2	63.0	61.3	60.7	61.0	60.8
Avg. Dist. to Rail [m]	1.3	1.0	1.7	2.1	1.7	0.8	0.5
Avg. Stride Freq. [Hz]	2.3	2.3	2.3	2.2	2.2	2.2	2.2
Avg. Stride Length [m]	6.7	7.7	7.6	7.6	7.4	7.6	7.5



- [] Ranking at each section and finish
- .-.- No data available at this section
- NA No data available



Horse/Jockey Name	Asinglepromise
Final Rank	10
Fastest Section Time (Section)	0:11.29 (1200m)
Top Speed [km/h] (Section)	65.1 (1200m)
Race State	Finished



Ipswich QLD Professional

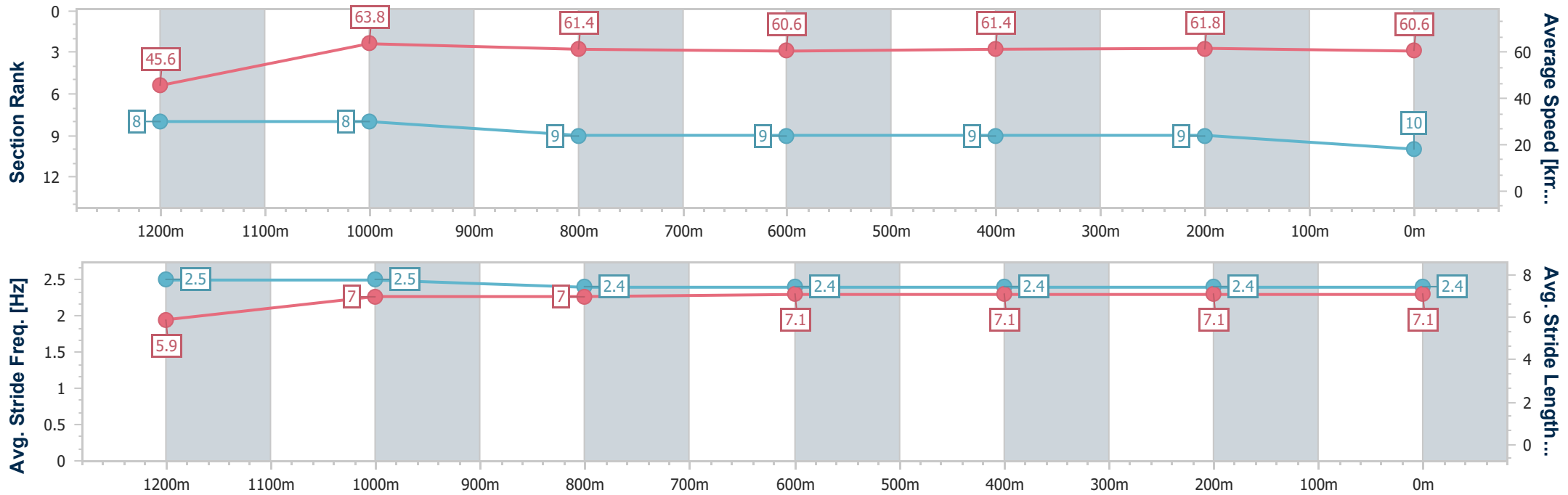
Race 3: LEMSECCO Maiden Handicap - 1350m

26 January 2025 - 14:01



Track Rating: Soft 5, Weather: Fine, Rail Position: +9m Entire

Section	Overall	1200m	1000m	800m	600m	400m	200m
Section Times	1:21.86 [10] (0:11.87)	1:09.99 [8] (0:11.29)	0:58.70 [8] (0:11.71)	0:46.99 [9] (0:11.87)	0:35.12 [9] (0:11.65)	0:23.47 [9] (0:11.60)	0:11.87 [9] (0:11.87)
Average Speed [km/h]	45.6	63.8	61.4	60.6	61.4	61.8	60.6
Top Speed [km/h]	63.3	65.1	63.6	61.9	63.1	62.2	62.7
Avg. Dist. to Rail [m]	2.1	0.6	0.2	0.8	1.2	1.4	3.0
Avg. Stride Freq. [Hz]	2.5	2.5	2.4	2.4	2.4	2.4	2.4
Avg. Stride Length [m]	5.9	7.0	7.0	7.1	7.1	7.1	7.1



- [] Ranking at each section and finish
- .-.- No data available at this section
- NA No data available



Horse/Jockey Name	Sheez Brutaful
Final Rank	11
Fastest Section Time (Section)	0:10.91 (1200m)
Top Speed [km/h] (Section)	68.1 (1200m)
Race State	Finished



Ipswich QLD Professional

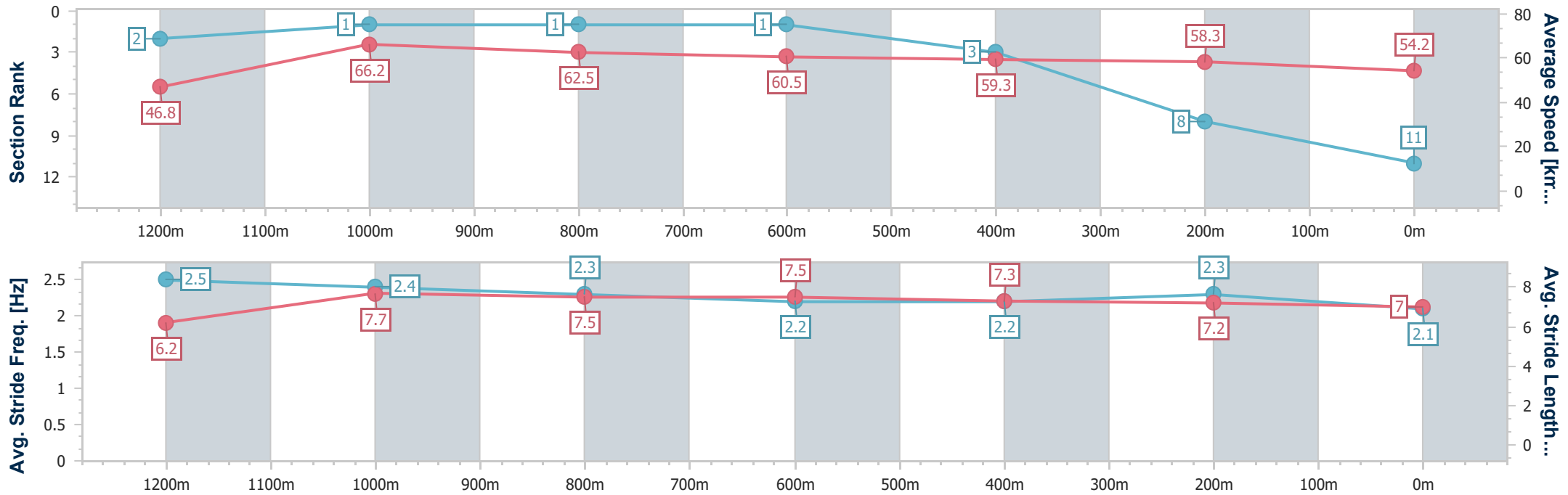
Race 3: LEMSECCO Maiden Handicap - 1350m

26 January 2025 - 14:01



Track Rating: Soft 5, Weather: Fine, Rail Position: +9m Entire

Section	Overall	1200m	1000m	800m	600m	400m	200m
Section Times	1:23.15 [11] (0:11.50)	1:11.65 [2] (0:10.91)	1:00.74 [1] (0:11.48)	0:49.26 [1] (0:11.81)	0:37.45 [1] (0:12.00)	0:25.45 [3] (0:12.21)	0:13.24 [8] (0:13.24)
Average Speed [km/h]	46.8	66.2	62.5	60.5	59.3	58.3	54.2
Top Speed [km/h]	65.8	68.1	64.1	61.6	60.3	59.0	57.3
Avg. Dist. to Rail [m]	1.5	1.0	0.5	1.8	2.3	3.8	2.8
Avg. Stride Freq. [Hz]	2.5	2.4	2.3	2.2	2.2	2.3	2.1
Avg. Stride Length [m]	6.2	7.7	7.5	7.5	7.3	7.2	7.0



- [] Ranking at each section and finish
- .-.- No data available at this section
- NA No data available