



Rockhampton QLD Professional

Race 6: GBA CONSULTING ENGINEERS BENCHMARK 62 Handicap - 1100m

23 January 2025 - 12:01



Track Rating: Good 4, Weather: Hot, Rail Position: +7m Entire

Section		Overall	1000m	800m	600m	400m	200m	Last 600m					
Field Times		1:02.67 (0:07.28)	0:55.39 (0:11.26)	0:44.13 (0:11.36)	0:32.77 (0:10.54)	0:22.23 (0:10.68)	0:11.55 (0:11.55)	0:32.77					
Rank	TAB Horse/Jockey	Barrier	Top Speed [km/h]	Fastest Section							Margin	Distance Travelled [m]	
1	2 DESERT KOBY Sean Cormack	2	69.4 600m	0:07.36 Overall	1:02.67 [1] (0:07.36)	0:55.31 [2] (0:11.20)	0:44.11 [2] (0:11.40)	0:32.71 [2] (0:10.48)	0:22.23 [1] (0:10.68)	0:11.55 [1] (0:11.55)	1:02.67	0:32.71	
2	7 IMPACTFULL MISS Raul Silvera Olivera	5	68.8 600m	0:07.28 Overall	1:03.49 [2] (0:07.28)	0:56.21 [1] (0:11.26)	0:44.95 [1] (0:11.36)	0:33.59 [1] (0:10.65)	0:22.94 [2] (0:11.01)	0:11.93 [2] (0:11.93)	4.87L	0:33.59	+2
3	3 VAST KAMA Kelsey Lenton	6	68.7 600m	0:07.39 Overall	1:03.50 [3] (0:07.39)	0:56.11 [3] (0:11.19)	0:44.92 [3] (0:11.40)	0:33.52 [4] (0:10.67)	0:22.85 [3] (0:10.97)	0:11.88 [3] (0:11.88)	4.93L	0:33.52	+4
4	6 FLYING MAPLE McKenzie Apel	3	68.0 600m	0:07.61 Overall	1:03.55 [4] (0:07.61)	0:55.94 [5] (0:11.27)	0:44.67 [5] (0:11.08)	0:33.59 [2] (0:10.73)	0:22.86 [4] (0:10.98)	0:11.88 [4] (0:11.88)	5.18L	0:33.59	-3
5	5 ROWDASH Olivia Kendal	7	69.1 600m	0:07.78 Overall	1:03.80 [5] (0:07.78)	0:56.02 [6] (0:11.59)	0:44.43 [6] (0:11.29)	0:33.14 [6] (0:10.74)	0:22.40 [6] (0:10.73)	0:11.67 [6] (0:11.67)	6.7L	0:33.14	-2
6	1 PREPOTENT Ashley Butler	1	68.6 600m	0:07.57 Overall	1:03.87 [6] (0:07.57)	0:56.30 [4] (0:11.28)	0:45.02 [4] (0:11.46)	0:33.56 [5] (0:10.73)	0:22.83 [5] (0:10.91)	0:11.92 [5] (0:11.92)	7.07L	0:33.56	+3

Scratched: Sweet Fantasy (#9), Jungle Beat (#4), Discovered Gold (#8)

[] Ranking at each section and finish
 -:-:- No data available at this section
 NA No data available

SCN Saddle cloth number
 DNF Did not finish
 DNT Did not track



Horse/Jockey Name	Desert Koby
Final Rank	1
Fastest Section Time (Section)	0:07.36 (Overall)
Top Speed [km/h] (Section)	69.4 (600m)
Race State	Finished



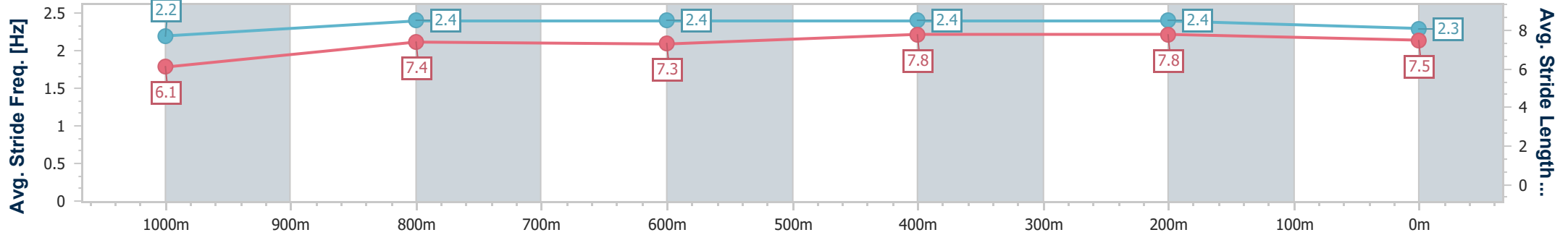
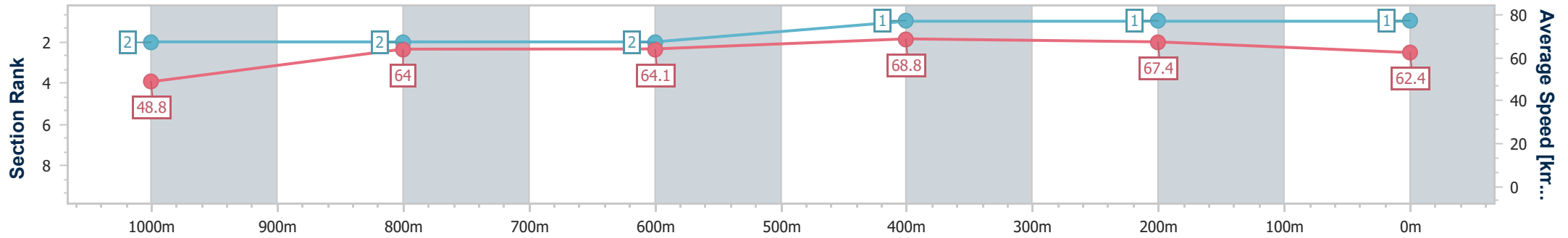
Rockhampton QLD Professional
Race 6: GBA CONSULTING ENGINEERS BENCHMARK 62
Handicap - 1100m

23 January 2025 - 12:01

Track Rating: Good 4, Weather: Hot, Rail Position: +7m Entire



Section	Overall	1000m	800m	600m	400m	200m
Section Times	1:02.67 [1] (0:07.36)	0:55.31 [2] (0:11.20)	0:44.11 [2] (0:11.40)	0:32.71 [2] (0:10.48)	0:22.23 [1] (0:10.68)	0:11.55 [1] (0:11.55)
Average Speed [km/h]	48.8	64.0	64.1	68.8	67.4	62.4
Top Speed [km/h]	63.1	65.0	66.6	69.4	69.0	65.4
Avg. Dist. to Rail [m]	1.5	1.1	2.1	1.3	2.1	1.8
Avg. Stride Freq. [Hz]	2.2	2.4	2.4	2.4	2.4	2.3
Avg. Stride Length [m]	6.1	7.4	7.3	7.8	7.8	7.5



- [] Ranking at each section and finish
- .-.- No data available at this section
- NA No data available



Horse/Jockey Name	Impactfull Miss
Final Rank	2
Fastest Section Time (Section)	0:07.28 (Overall)
Top Speed [km/h] (Section)	68.8 (600m)
Race State	Finished



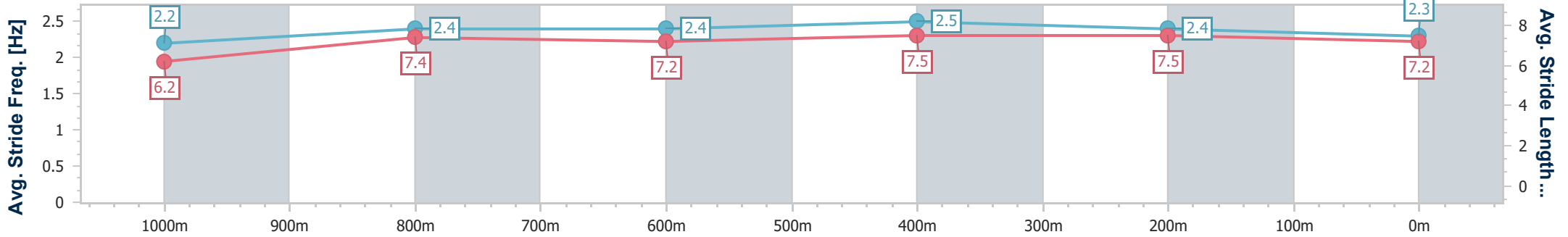
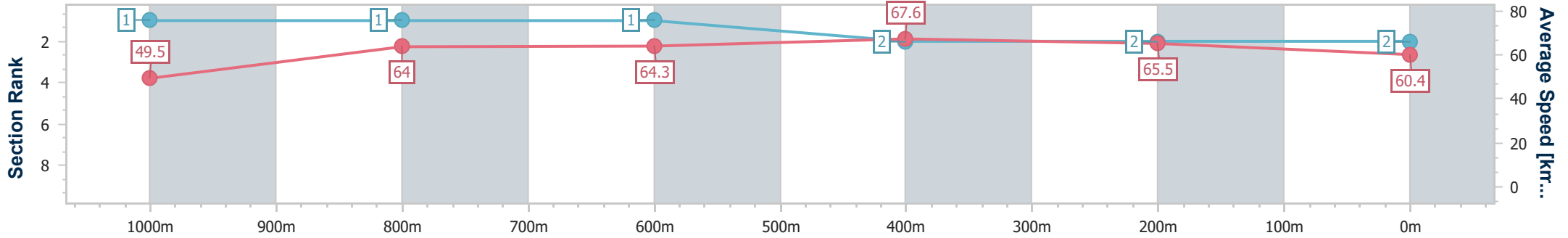
Rockhampton QLD Professional
Race 6: GBA CONSULTING ENGINEERS BENCHMARK 62
Handicap - 1100m

23 January 2025 - 12:01

Track Rating: Good 4, Weather: Hot, Rail Position: +7m Entire



Section	Overall	1000m	800m	600m	400m	200m
Section Times	1:03.49 [2] (0:07.28)	0:56.21 [1] (0:11.26)	0:44.95 [1] (0:11.36)	0:33.59 [1] (0:10.65)	0:22.94 [2] (0:11.01)	0:11.93 [2] (0:11.93)
Average Speed [km/h]	49.5	64.0	64.3	67.6	65.5	60.4
Top Speed [km/h]	63.4	65.5	66.1	68.8	68.1	63.7
Avg. Dist. to Rail [m]	3.7	0.7	1.8	3.7	4.9	4.2
Avg. Stride Freq. [Hz]	2.2	2.4	2.4	2.5	2.4	2.3
Avg. Stride Length [m]	6.2	7.4	7.2	7.5	7.5	7.2



- [] Ranking at each section and finish
- .-.- No data available at this section
- NA No data available



Horse/Jockey Name	Vast Kama
Final Rank	3
Fastest Section Time (Section)	0:07.39 (Overall)
Top Speed [km/h] (Section)	68.7 (600m)
Race State	Finished



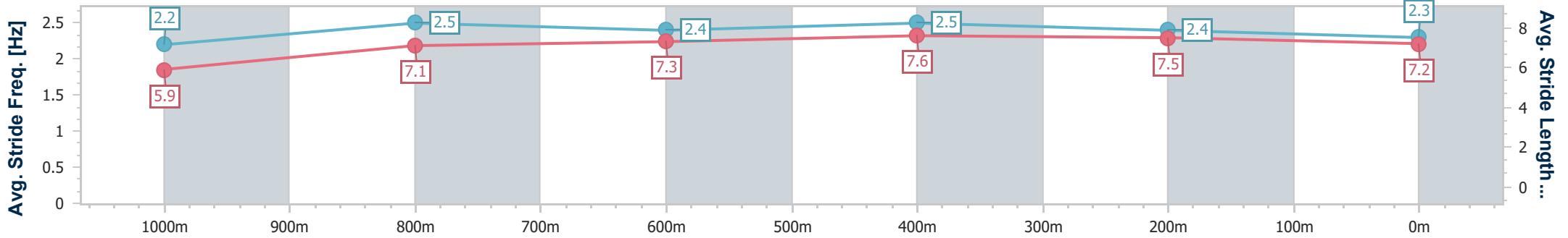
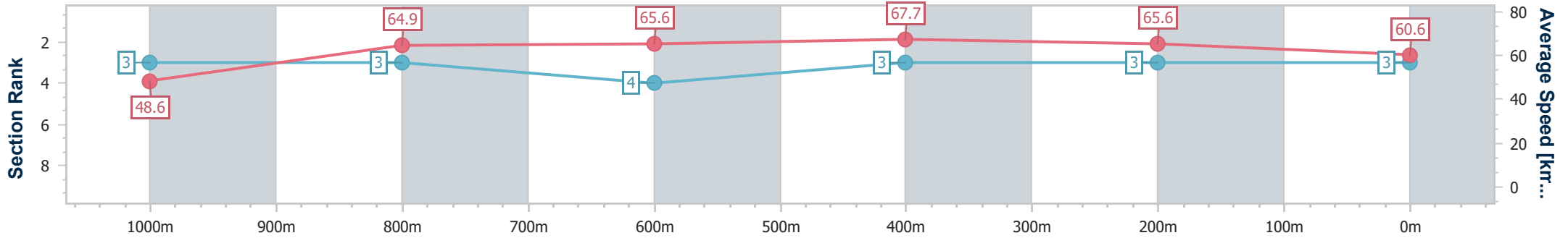
Rockhampton QLD Professional
Race 6: GBA CONSULTING ENGINEERS BENCHMARK 62
Handicap - 1100m

23 January 2025 - 12:01

Track Rating: Good 4, Weather: Hot, Rail Position: +7m Entire



Section	Overall	1000m	800m	600m	400m	200m
Section Times	1:03.50 [3] (0:07.39)	0:56.11 [3] (0:11.19)	0:44.92 [3] (0:11.40)	0:33.52 [4] (0:10.67)	0:22.85 [3] (0:10.97)	0:11.88 [3] (0:11.88)
Average Speed [km/h]	48.6	64.9	65.6	67.7	65.6	60.6
Top Speed [km/h]	62.0	65.8	66.9	68.7	68.5	64.2
Avg. Dist. to Rail [m]	4.8	1.5	4.8	5.8	5.8	5.1
Avg. Stride Freq. [Hz]	2.2	2.5	2.4	2.5	2.4	2.3
Avg. Stride Length [m]	5.9	7.1	7.3	7.6	7.5	7.2



- [] Ranking at each section and finish
- .-.- No data available at this section
- NA No data available



Horse/Jockey Name	Flying Maple
Final Rank	4
Fastest Section Time (Section)	0:07.61 (Overall)
Top Speed [km/h] (Section)	68.0 (600m)
Race State	Finished



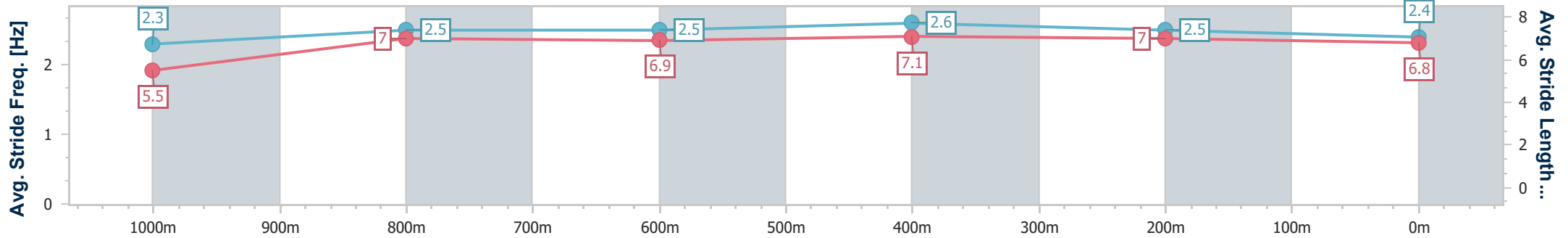
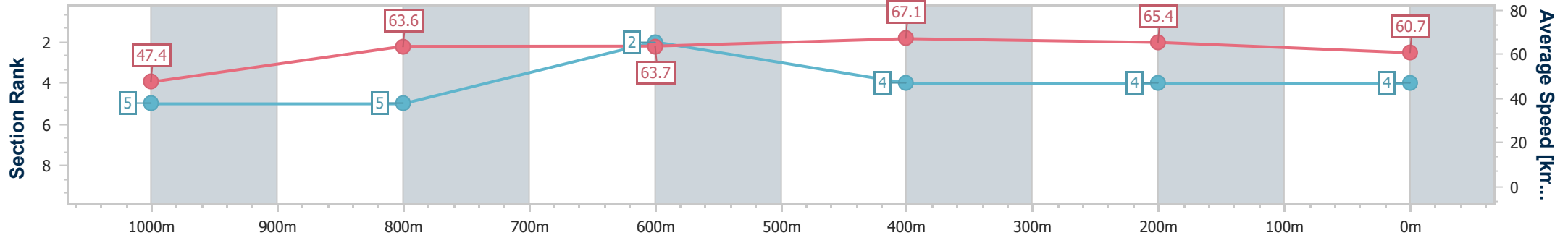
Rockhampton QLD Professional
Race 6: GBA CONSULTING ENGINEERS BENCHMARK 62
Handicap - 1100m

23 January 2025 - 12:01

Track Rating: Good 4, Weather: Hot, Rail Position: +7m Entire



Section	Overall	1000m	800m	600m	400m	200m
Section Times	1:03.55 [4] (0:07.61)	0:55.94 [5] (0:11.27)	0:44.67 [5] (0:11.08)	0:33.59 [2] (0:10.73)	0:22.86 [4] (0:10.98)	0:11.88 [4] (0:11.88)
Average Speed [km/h]	47.4	63.6	63.7	67.1	65.4	60.7
Top Speed [km/h]	63.0	65.1	64.9	68.0	67.6	64.1
Avg. Dist. to Rail [m]	2.0	0.6	2.7	0.7	1.9	3.4
Avg. Stride Freq. [Hz]	2.3	2.5	2.5	2.6	2.5	2.4
Avg. Stride Length [m]	5.5	7.0	6.9	7.1	7.0	6.8



- [] Ranking at each section and finish
- .-.- No data available at this section
- NA No data available



Horse/Jockey Name	Rowdash
Final Rank	5
Fastest Section Time (Section)	0:07.78 (Overall)
Top Speed [km/h] (Section)	69.1 (600m)
Race State	Finished



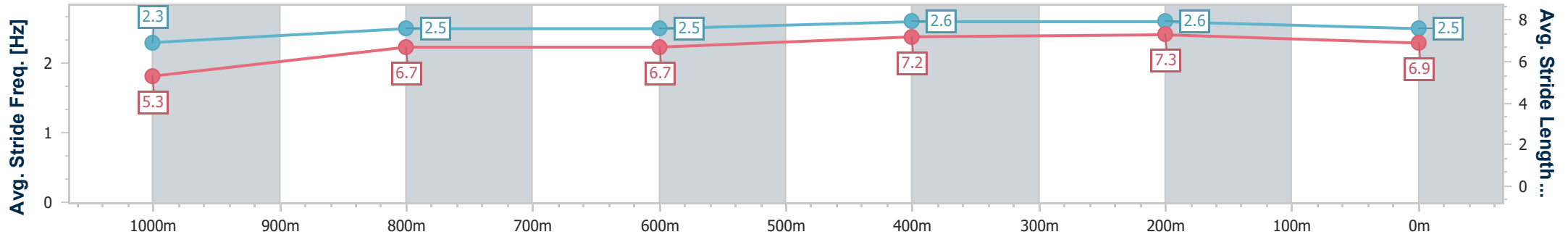
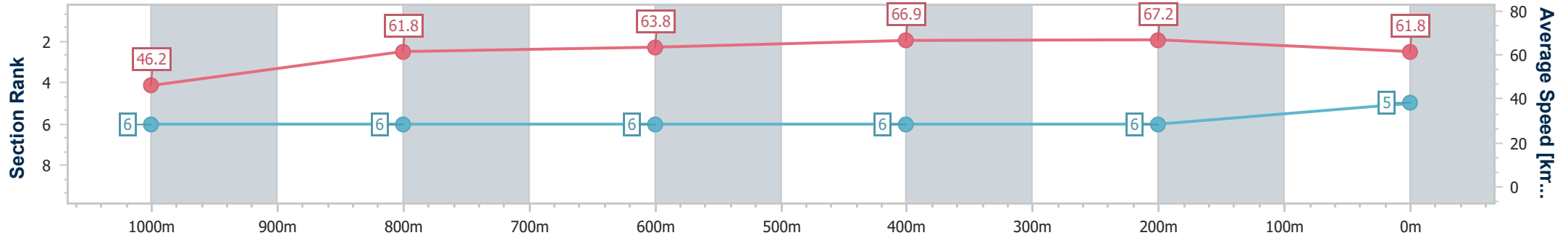
Rockhampton QLD Professional
Race 6: GBA CONSULTING ENGINEERS BENCHMARK 62
Handicap - 1100m

23 January 2025 - 12:01

Track Rating: Good 4, Weather: Hot, Rail Position: +7m Entire



Section	Overall	1000m	800m	600m	400m	200m
Section Times	1:03.80 [5] (0:07.78)	0:56.02 [6] (0:11.59)	0:44.43 [6] (0:11.29)	0:33.14 [6] (0:10.74)	0:22.40 [6] (0:10.73)	0:11.67 [6] (0:11.67)
Average Speed [km/h]	46.2	61.8	63.8	66.9	67.2	61.8
Top Speed [km/h]	59.7	63.3	66.3	69.1	69.1	65.4
Avg. Dist. to Rail [m]	4.7	1.1	0.6	0.7	2.4	4.1
Avg. Stride Freq. [Hz]	2.3	2.5	2.5	2.6	2.6	2.5
Avg. Stride Length [m]	5.3	6.7	6.7	7.2	7.3	6.9



- [] Ranking at each section and finish
- .-.- No data available at this section
- NA No data available



Horse/Jockey Name	Prepotent
Final Rank	6
Fastest Section Time (Section)	0:07.57 (Overall)
Top Speed [km/h] (Section)	68.6 (600m)
Race State	Finished



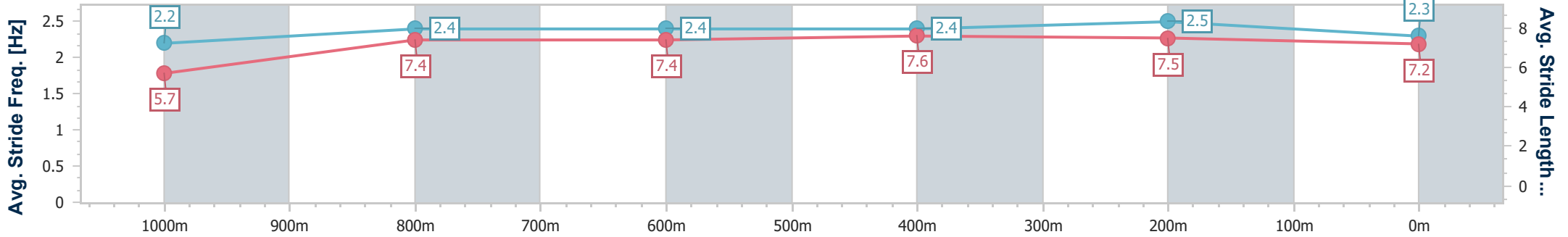
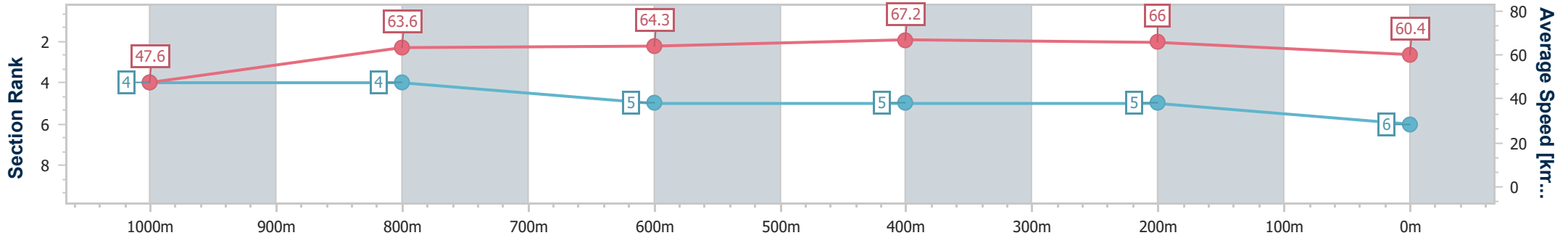
Rockhampton QLD Professional
Race 6: GBA CONSULTING ENGINEERS BENCHMARK 62
Handicap - 1100m

23 January 2025 - 12:01

Track Rating: Good 4, Weather: Hot, Rail Position: +7m Entire



Section	Overall	1000m	800m	600m	400m	200m
Section Times	1:03.87 [6] (0:07.57)	0:56.30 [4] (0:11.28)	0:45.02 [4] (0:11.46)	0:33.56 [5] (0:10.73)	0:22.83 [5] (0:10.91)	0:11.92 [5] (0:11.92)
Average Speed [km/h]	47.6	63.6	64.3	67.2	66.0	60.4
Top Speed [km/h]	61.3	65.2	66.6	68.6	66.7	64.3
Avg. Dist. to Rail [m]	1.1	1.1	3.1	3.1	2.3	2.2
Avg. Stride Freq. [Hz]	2.2	2.4	2.4	2.4	2.5	2.3
Avg. Stride Length [m]	5.7	7.4	7.4	7.6	7.5	7.2



- [] Ranking at each section and finish
- .-.- No data available at this section
- NA No data available