



Rockhampton QLD Professional

Race 2: TAB QTIS Three-Year-Old Maiden Plate - 1300m

23 January 2025 - 10:00



Track Rating: Good 4, Weather: Hot, Rail Position: +7m Entire

Section												Last 600m
Field Times												0:35.09
					Overall	1200m	1000m	800m	600m	400m		
					1:17.84 (0:07.63)	1:10.21 (0:11.39)	0:58.82 (0:11.66)	0:47.16 (0:12.07)	0:35.09 (0:11.55)	0:23.54 (0:11.64)		
Rank	TAB	Horse/Jockey	Barrier	Top Speed [km/h]	Fastest Section							Distance Travelled [m]
1	4	DARLING CLEMENTINE Olivia Kendal	7	65.6 600m	0:07.86 Overall	1:17.84 [1] (0:07.86)	1:09.98 [5] (0:11.71)	0:58.27 [6] (0:11.88)	0:46.39 [6] (0:11.96)	0:34.43 [7] (0:11.27)	0:23.16 [5] (0:11.27)	0:34.43
2	1	OFFANGO Ashley Butler	3	64.9 1200m	0:07.66 Overall	1:17.86 [2] (0:07.66)	1:10.20 [2] (0:11.52)	0:58.68 [2] (0:11.69)	0:46.99 [3] (0:12.02)	0:34.97 [2] (0:11.51)	0:23.46 [3] (0:11.55)	0:34.97 -3
3	5	ICE BLIZZARD Justin Stanley	2	65.3 400m	0:08.17 Overall	1:18.23 [3] (0:08.17)	1:10.06 [8] (0:11.55)	0:58.51 [7] (0:11.79)	0:46.72 [7] (0:11.89)	0:34.83 [6] (0:11.38)	0:23.45 [7] (0:11.30)	0:34.83 -3
4	8	SUNSHINE SALLY Kelsey Lenton	6	64.3 400m	0:07.87 Overall	1:18.30 [4] (0:07.87)	1:10.43 [6] (0:11.51)	0:58.92 [4] (0:11.62)	0:47.30 [4] (0:11.97)	0:35.33 [4] (0:11.47)	0:23.86 [4] (0:11.50)	0:35.33 +2
5	3	ANGE Jackson Murphy	5	64.8 600m	0:07.63 Overall	1:18.31 [5] (0:07.63)	1:10.68 [1] (0:11.56)	0:59.12 [3] (0:11.67)	0:47.45 [2] (0:12.07)	0:35.38 [3] (0:11.44)	0:23.94 [2] (0:11.57)	0:35.38 -2
6	2	SPITZBERG Nathan Thomas	8	66.9 600m	0:08.16 Overall	1:18.36 [6] (0:08.16)	1:10.20 [7] (0:11.74)	0:58.46 [8] (0:11.87)	0:46.59 [8] (0:11.98)	0:34.61 [8] (0:11.13)	0:23.48 [8] (0:11.30)	0:34.61 +3
7	7	PITLECO LASS Nikki Olzard	4	64.4 1200m	0:07.69 Overall	1:18.45 [7] (0:07.69)	1:10.76 [3] (0:11.33)	0:59.43 [1] (0:11.66)	0:47.77 [1] (0:12.07)	0:35.70 [1] (0:11.55)	0:24.15 [1] (0:11.64)	0:35.70 -5
8	6	ONLY ONE GENERAL Raul Silvera Olivera	1	66.1 600m	0:07.84 Overall	1:18.98 [8] (0:07.84)	1:11.14 [4] (0:11.63)	0:59.51 [5] (0:11.88)	0:47.63 [5] (0:11.98)	0:35.65 [5] (0:11.42)	0:24.23 [6] (0:11.61)	0:35.65 -4

[] Ranking at each section and finish
 -:-:- No data available at this section
 NA No data available

SCN Saddle cloth number
 DNF Did not finish
 DNT Did not track



Rockhampton QLD Professional

Race 2: TAB QTIS Three-Year-Old Maiden Plate - 1300m

23 January 2025 - 10:00



Track Rating: Good 4, Weather: Hot, Rail Position: +7m Entire

Section							200m			Last 600m
Field Times							0:11.90			0:35.09
Rank	TAB	Horse/Jockey	Barrier	Top Speed [km/h]	Fastest Section	Margin				Distance Travelled [m]
1	4	DARLING CLEMENTINE Olivia Kendal	7	65.6 600m	0:07.86 Overall	0:11.89 [4] (0:11.89)	1:17.84		0:34.43	
2	1	OFFANGO Ashley Butler	3	64.9 1200m	0:07.66 Overall	0:11.91 [4] (0:11.91)	0.09L		0:34.97	-3
3	5	ICE BLIZZARD Justin Stanley	2	65.3 400m	0:08.17 Overall	0:12.15 [6] (0:12.15)	2.26L		0:34.83	-3
4	8	SUNSHINE SALLY Kelsey Lenton	6	64.3 400m	0:07.87 Overall	0:12.36 [3] (0:12.36)	2.68L		0:35.33	+2
5	3	ANGE Jackson Murphy	5	64.8 600m	0:07.63 Overall	0:12.37 [1] (0:12.37)	2.71L		0:35.38	-2
6	2	SPITZBERG Nathan Thomas	8	66.9 600m	0:08.16 Overall	0:12.18 [7] (0:12.18)	3.05L		0:34.61	+3
7	7	PITLECO LASS Nikki Olzard	4	64.4 1200m	0:07.69 Overall	0:12.51 [1] (0:12.51)	3.59L		0:35.70	-5
8	6	ONLY ONE GENERAL Raul Silvera Olivera	1	66.1 600m	0:07.84 Overall	0:12.62 [8] (0:12.62)	6.69L		0:35.65	-4



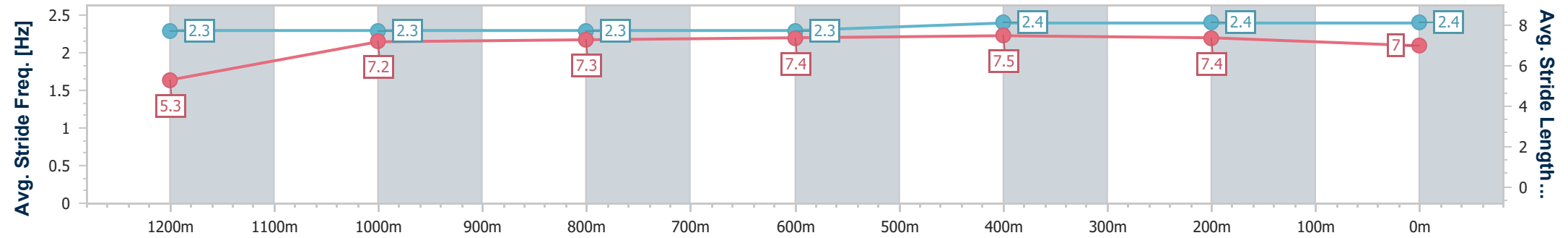
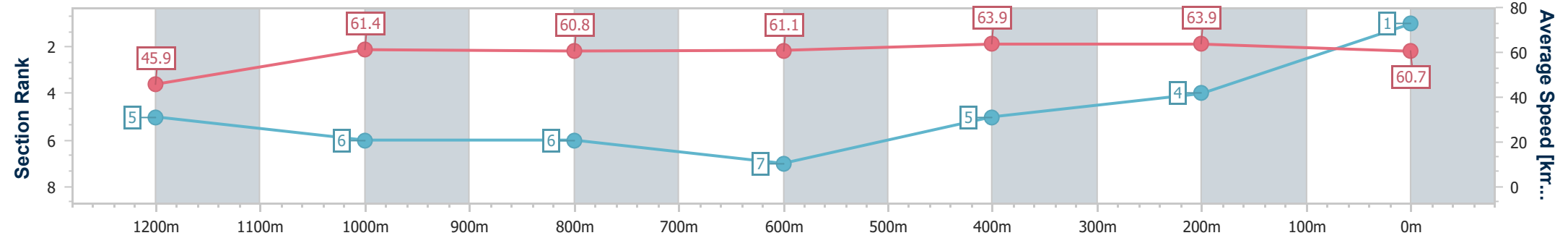
Horse/Jockey Name	Darling Clementine
Final Rank	1
Fastest Section Time (Section)	0:07.86 (Overall)
Top Speed [km/h] (Section)	65.6 (600m)
Race State	Finished



Rockhampton QLD Professional
 Race 2: TAB QTIS Three-Year-Old Maiden Plate - 1300m
 23 January 2025 - 10:00
 Track Rating: Good 4, Weather: Hot, Rail Position: +7m Entire



Section	Overall	1200m	1000m	800m	600m	400m	200m
Section Times	1:17.84 [1] (0:07.86)	1:09.98 [5] (0:11.71)	0:58.27 [6] (0:11.88)	0:46.39 [6] (0:11.96)	0:34.43 [7] (0:11.27)	0:23.16 [5] (0:11.27)	0:11.89 [4]
Average Speed [km/h]	45.9	61.4	60.8	61.1	63.9	63.9	60.7
Top Speed [km/h]	58.6	63.6	62.4	61.8	65.6	65.3	62.4
Avg. Dist. to Rail [m]	5.2	1.0	0.5	1.6	2.3	5.6	9.1
Avg. Stride Freq. [Hz]	2.3	2.3	2.3	2.3	2.4	2.4	2.4
Avg. Stride Length [m]	5.3	7.2	7.3	7.4	7.5	7.4	7.0



- [] Ranking at each section and finish
- .-.- No data available at this section
- NA No data available



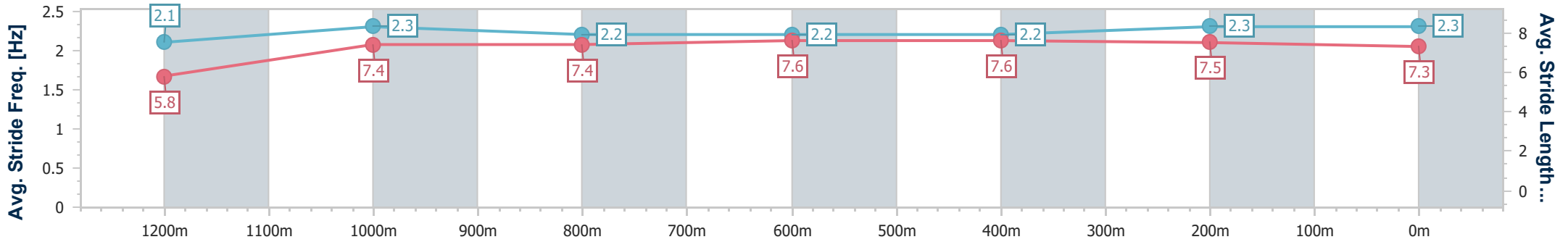
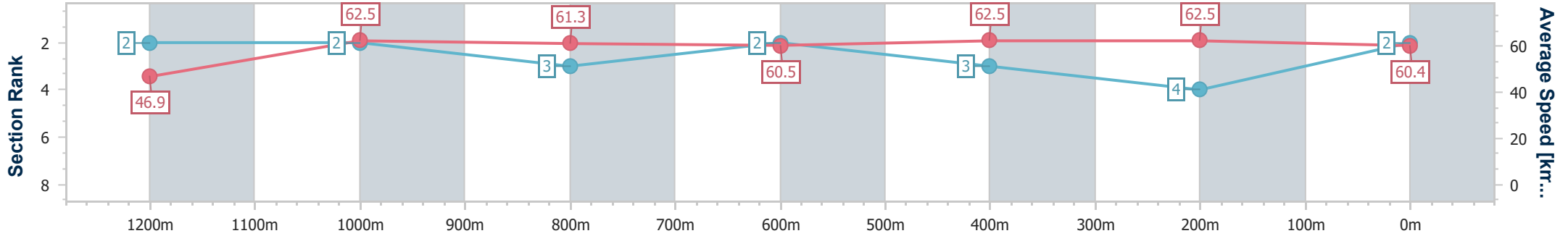
Horse/Jockey Name	Offango
Final Rank	2
Fastest Section Time (Section)	0:07.66 (Overall)
Top Speed [km/h] (Section)	64.9 (1200m)
Race State	Finished



Rockhampton QLD Professional
 Race 2: TAB QTIS Three-Year-Old Maiden Plate - 1300m
 23 January 2025 - 10:00
 Track Rating: Good 4, Weather: Hot, Rail Position: +7m Entire



Section	Overall	1200m	1000m	800m	600m	400m	200m
Section Times	1:17.86 [2] (0:07.66)	1:10.20 [2] (0:11.52)	0:58.68 [2] (0:11.69)	0:46.99 [3] (0:12.02)	0:34.97 [2] (0:11.51)	0:23.46 [3] (0:11.55)	0:11.91 [4] (0:11.91)
Average Speed [km/h]	46.9	62.5	61.3	60.5	62.5	62.5	60.4
Top Speed [km/h]	60.5	64.9	62.2	61.8	64.3	62.8	63.2
Avg. Dist. to Rail [m]	1.6	0.9	0.7	1.2	2.3	4.8	7.1
Avg. Stride Freq. [Hz]	2.1	2.3	2.2	2.2	2.2	2.3	2.3
Avg. Stride Length [m]	5.8	7.4	7.4	7.6	7.6	7.5	7.3



- [] Ranking at each section and finish
- .-.- No data available at this section
- NA No data available



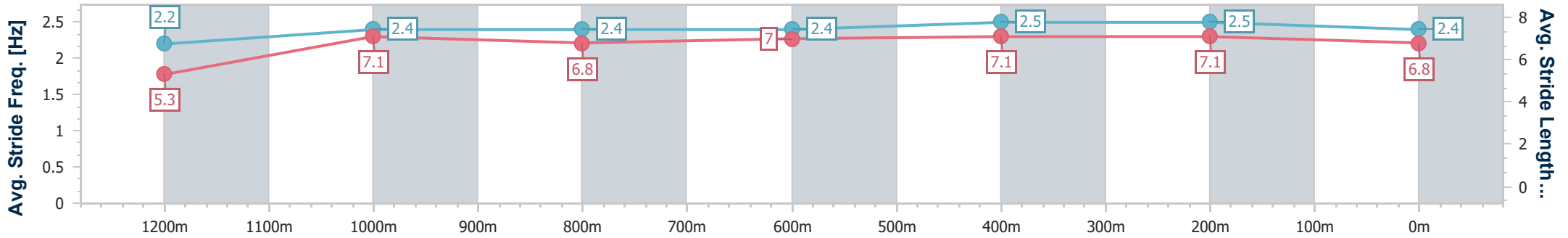
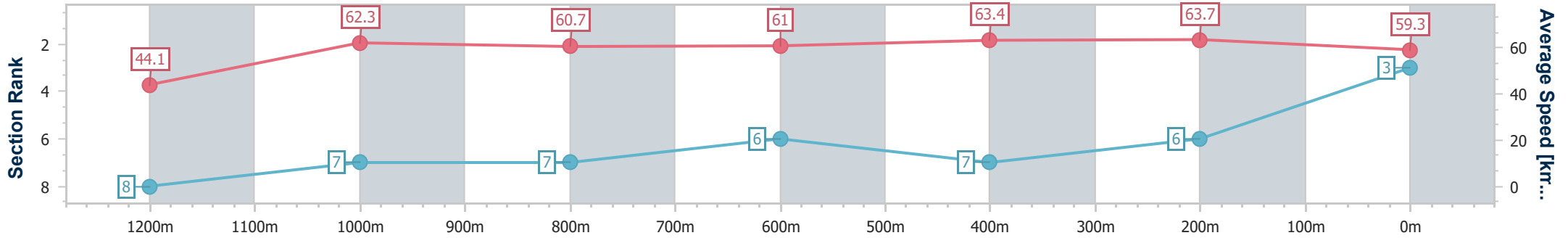
Horse/Jockey Name	Ice Blizzard
Final Rank	3
Fastest Section Time (Section)	0:08.17 (Overall)
Top Speed [km/h] (Section)	65.3 (400m)
Race State	Finished



Rockhampton QLD Professional
 Race 2: TAB QTIS Three-Year-Old Maiden Plate - 1300m
 23 January 2025 - 10:00
 Track Rating: Good 4, Weather: Hot, Rail Position: +7m Entire



Section	Overall	1200m	1000m	800m	600m	400m	200m
Section Times	1:18.23 [3] (0:08.17)	1:10.06 [8] (0:11.55)	0:58.51 [7] (0:11.79)	0:46.72 [7] (0:11.89)	0:34.83 [6] (0:11.38)	0:23.45 [7] (0:11.30)	0:12.15 [6]
Average Speed [km/h]	44.1	62.3	60.7	61.0	63.4	63.7	59.3
Top Speed [km/h]	60.0	63.3	61.4	62.5	65.2	65.3	62.4
Avg. Dist. to Rail [m]	1.1	1.4	0.8	1.0	2.1	2.8	3.5
Avg. Stride Freq. [Hz]	2.2	2.4	2.4	2.4	2.5	2.5	2.4
Avg. Stride Length [m]	5.3	7.1	6.8	7.0	7.1	7.1	6.8



- [] Ranking at each section and finish
- .-.- No data available at this section
- NA No data available



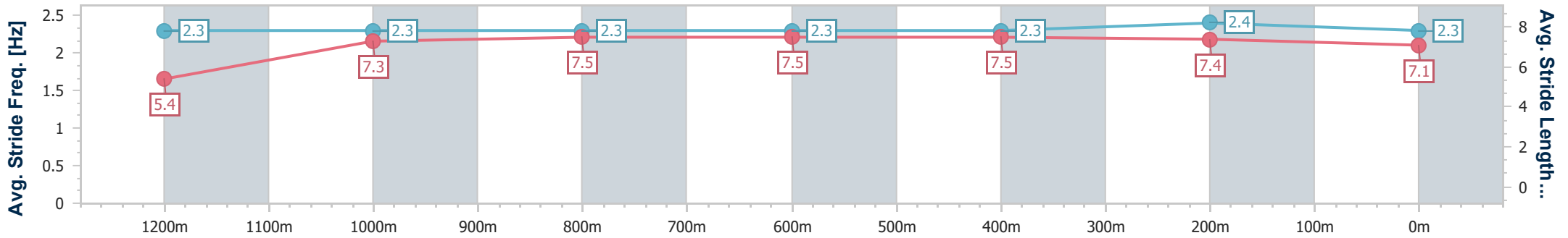
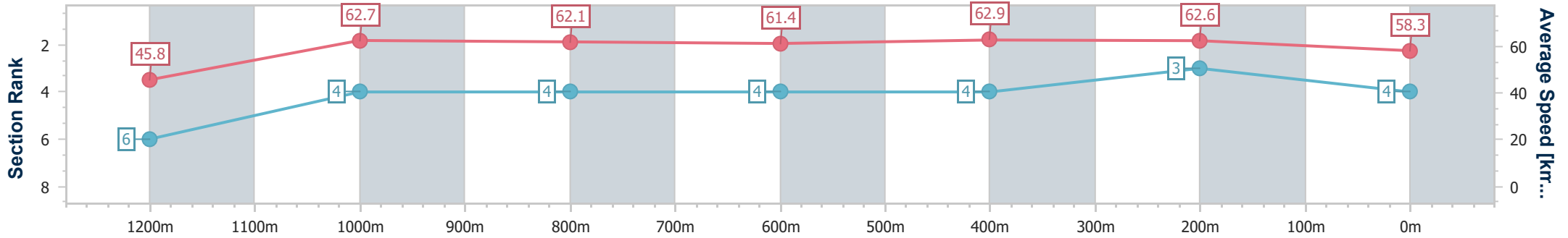
Horse/Jockey Name	Sunshine Sally
Final Rank	4
Fastest Section Time (Section)	0:07.87 (Overall)
Top Speed [km/h] (Section)	64.3 (400m)
Race State	Finished



Rockhampton QLD Professional
 Race 2: TAB QTIS Three-Year-Old Maiden Plate - 1300m
 23 January 2025 - 10:00
 Track Rating: Good 4, Weather: Hot, Rail Position: +7m Entire



Section	Overall	1200m	1000m	800m	600m	400m	200m
Section Times	1:18.30 [4] (0:07.87)	1:10.43 [6] (0:11.51)	0:58.92 [4] (0:11.62)	0:47.30 [4] (0:11.97)	0:35.33 [4] (0:11.47)	0:23.86 [4] (0:11.50)	0:12.36 [3] (0:12.36)
Average Speed [km/h]	45.8	62.7	62.1	61.4	62.9	62.6	58.3
Top Speed [km/h]	61.9	63.5	62.9	62.5	64.0	64.3	60.3
Avg. Dist. to Rail [m]	3.8	0.3	0.5	2.9	3.6	5.4	7.7
Avg. Stride Freq. [Hz]	2.3	2.3	2.3	2.3	2.3	2.4	2.3
Avg. Stride Length [m]	5.4	7.3	7.5	7.5	7.5	7.4	7.1



- [] Ranking at each section and finish
- .-.- No data available at this section
- NA No data available



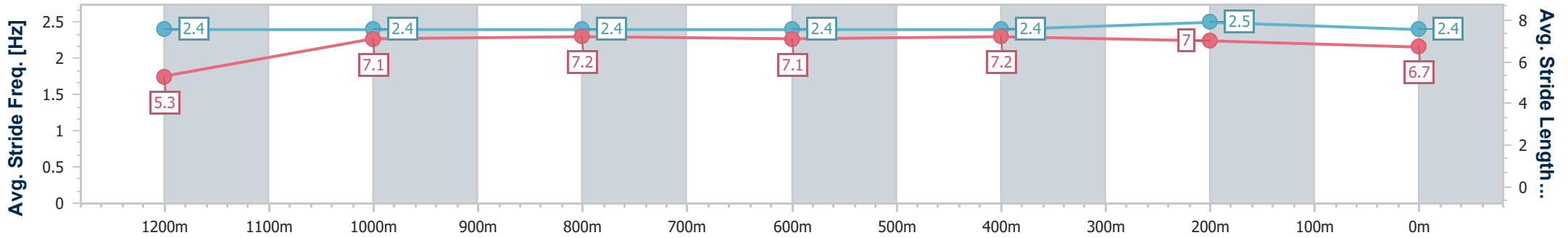
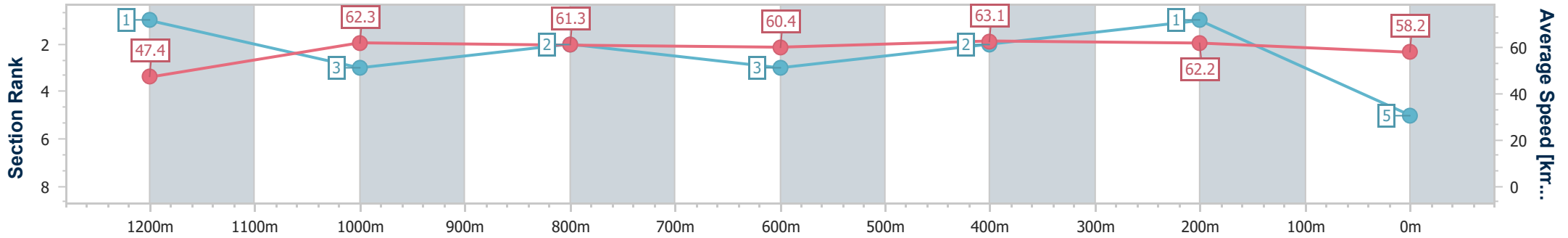
Horse/Jockey Name	Ange
Final Rank	5
Fastest Section Time (Section)	0:07.63 (Overall)
Top Speed [km/h] (Section)	64.8 (600m)
Race State	Finished



Rockhampton QLD Professional
 Race 2: TAB QTIS Three-Year-Old Maiden Plate - 1300m
 23 January 2025 - 10:00
 Track Rating: Good 4, Weather: Hot, Rail Position: +7m Entire



Section	Overall	1200m	1000m	800m	600m	400m	200m
Section Times	1:18.31 [5] (0:07.63)	1:10.68 [1] (0:11.56)	0:59.12 [3] (0:11.67)	0:47.45 [2] (0:12.07)	0:35.38 [3] (0:11.44)	0:23.94 [2] (0:11.57)	0:12.37 [1] (0:12.37)
Average Speed [km/h]	47.4	62.3	61.3	60.4	63.1	62.2	58.2
Top Speed [km/h]	61.1	64.2	64.0	62.0	64.8	64.1	61.8
Avg. Dist. to Rail [m]	3.3	0.4	0.9	1.7	1.9	3.7	4.3
Avg. Stride Freq. [Hz]	2.4	2.4	2.4	2.4	2.4	2.5	2.4
Avg. Stride Length [m]	5.3	7.1	7.2	7.1	7.2	7.0	6.7



- [] Ranking at each section and finish
- .-.- No data available at this section
- NA No data available



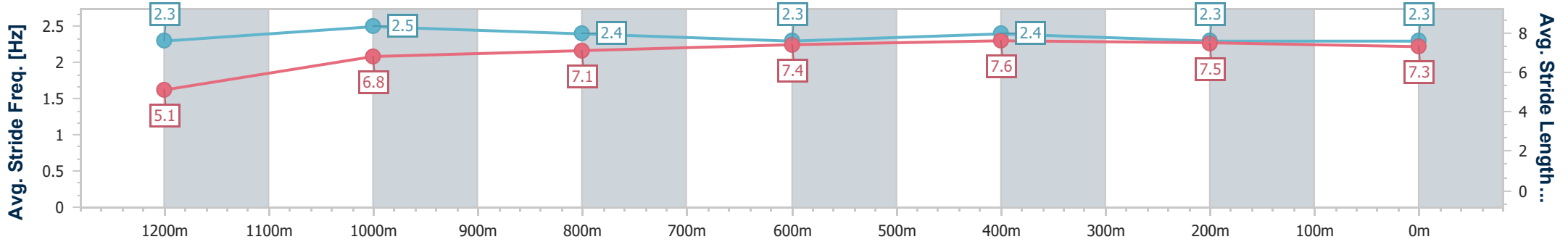
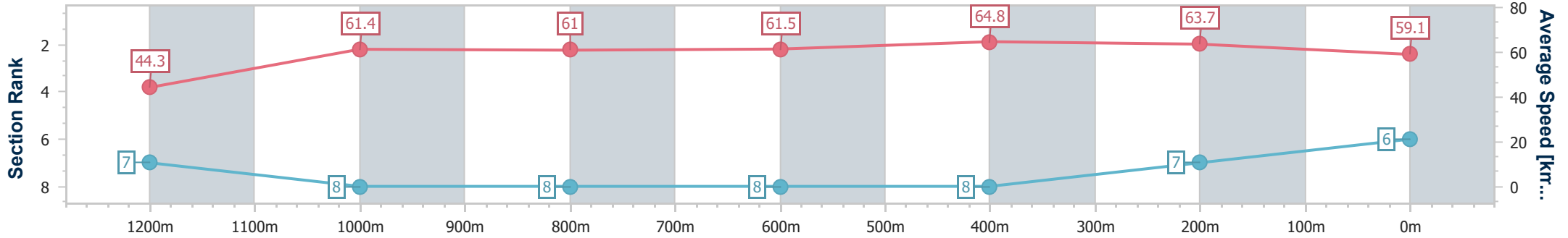
Horse/Jockey Name	Spitzberg
Final Rank	6
Fastest Section Time (Section)	0:08.16 (Overall)
Top Speed [km/h] (Section)	66.9 (600m)
Race State	Finished



Rockhampton QLD Professional
 Race 2: TAB QTIS Three-Year-Old Maiden Plate - 1300m
 23 January 2025 - 10:00
 Track Rating: Good 4, Weather: Hot, Rail Position: +7m Entire



Section	Overall	1200m	1000m	800m	600m	400m	200m
Section Times	1:18.36 [6] (0:08.16)	1:10.20 [7] (0:11.74)	0:58.46 [8] (0:11.87)	0:46.59 [8] (0:11.98)	0:34.61 [8] (0:11.13)	0:23.48 [8] (0:11.30)	0:12.18 [7] (0:12.18)
Average Speed [km/h]	44.3	61.4	61.0	61.5	64.8	63.7	59.1
Top Speed [km/h]	59.7	63.4	62.5	62.4	66.9	66.3	61.4
Avg. Dist. to Rail [m]	5.7	0.4	0.7	3.0	4.5	7.9	9.4
Avg. Stride Freq. [Hz]	2.3	2.5	2.4	2.3	2.4	2.3	2.3
Avg. Stride Length [m]	5.1	6.8	7.1	7.4	7.6	7.5	7.3



- [] Ranking at each section and finish
- .-.- No data available at this section
- NA No data available



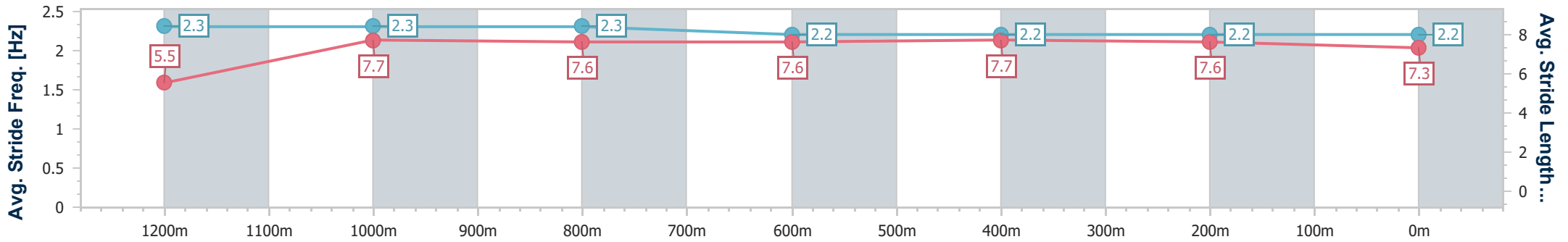
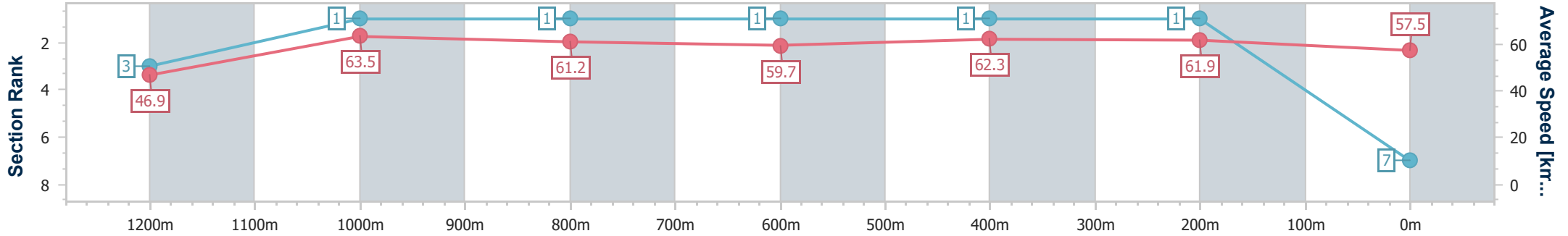
Horse/Jockey Name	Pitleco Lass
Final Rank	7
Fastest Section Time (Section)	0:07.69 (Overall)
Top Speed [km/h] (Section)	64.4 (1200m)
Race State	Finished



Rockhampton QLD Professional
 Race 2: TAB QTIS Three-Year-Old Maiden Plate - 1300m
 23 January 2025 - 10:00
 Track Rating: Good 4, Weather: Hot, Rail Position: +7m Entire



Section	Overall	1200m	1000m	800m	600m	400m	200m
Section Times	1:18.45 [7] (0:07.69)	1:10.76 [3] (0:11.33)	0:59.43 [1] (0:11.66)	0:47.77 [1] (0:12.07)	0:35.70 [1] (0:11.55)	0:24.15 [1] (0:11.64)	0:12.51 [1] (0:12.51)
Average Speed [km/h]	46.9	63.5	61.2	59.7	62.3	61.9	57.5
Top Speed [km/h]	61.2	64.4	63.5	60.4	63.4	63.4	60.4
Avg. Dist. to Rail [m]	2.5	0.4	1.7	0.7	1.4	1.8	1.4
Avg. Stride Freq. [Hz]	2.3	2.3	2.3	2.2	2.2	2.2	2.2
Avg. Stride Length [m]	5.5	7.7	7.6	7.6	7.7	7.6	7.3



- [] Ranking at each section and finish
- .-.- No data available at this section
- NA No data available



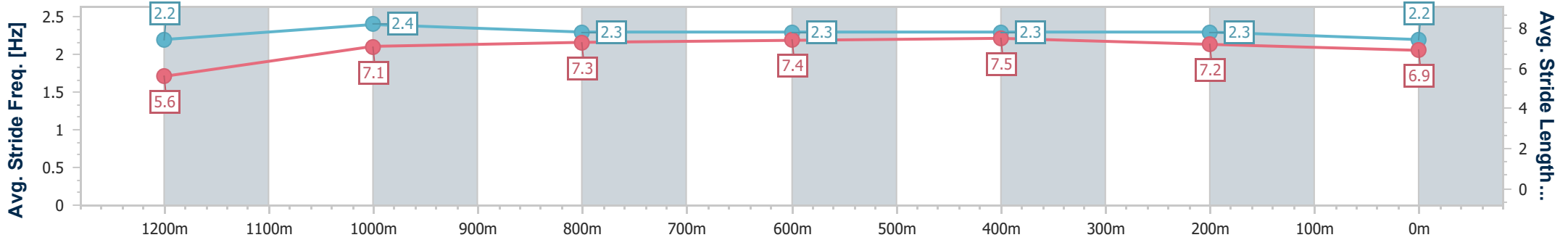
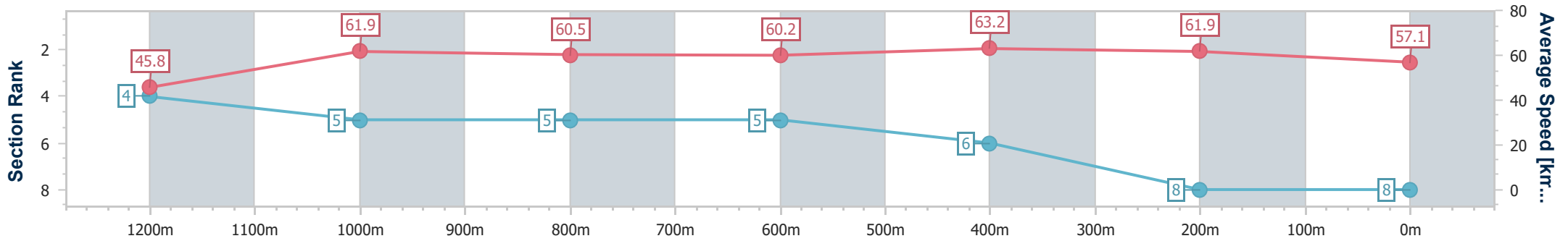
Horse/Jockey Name	Only One General
Final Rank	8
Fastest Section Time (Section)	0:07.84 (Overall)
Top Speed [km/h] (Section)	66.1 (600m)
Race State	Finished



Rockhampton QLD Professional
 Race 2: TAB QTIS Three-Year-Old Maiden Plate - 1300m
 23 January 2025 - 10:00
 Track Rating: Good 4, Weather: Hot, Rail Position: +7m Entire



Section	Overall	1200m	1000m	800m	600m	400m	200m
Section Times	1:18.98 [8] (0:07.84)	1:11.14 [4] (0:11.63)	0:59.51 [5] (0:11.88)	0:47.63 [5] (0:11.98)	0:35.65 [5] (0:11.42)	0:24.23 [6] (0:11.61)	0:12.62 [8] (0:12.62)
Average Speed [km/h]	45.8	61.9	60.5	60.2	63.2	61.9	57.1
Top Speed [km/h]	61.8	63.2	61.7	61.6	66.1	63.8	59.9
Avg. Dist. to Rail [m]	0.9	1.1	0.7	0.6	2.3	5.0	5.1
Avg. Stride Freq. [Hz]	2.2	2.4	2.3	2.3	2.3	2.3	2.2
Avg. Stride Length [m]	5.6	7.1	7.3	7.4	7.5	7.2	6.9



- [] Ranking at each section and finish
- .-.- No data available at this section
- NA No data available