

# Rockhampton QLD Professional

## Race 1: GREAT NORTHERN Maiden Handicap - 1400m

23 January 2025 - 09:30

Track Rating: Soft 5, Weather: Hot, Rail Position: +7m Entire

Section		Overall	1200m	1000m	800m	600m	400m	Last 600m				
Field Times		1:22.45 (0:12.94)	1:09.51 (0:10.81)	0:58.70 (0:11.16)	0:47.54 (0:11.85)	0:35.69 (0:11.76)	0:23.93 (0:11.53)	0:35.69				
Rank	TAB Horse/Jockey	Barrier	Top Speed [km/h]	Fastest Section	Distance Travelled [m]							
1	2 <b>MOMENT OF TRUTH</b> Liv O'Donnell	1	67.7 1200m	0:10.89 1200m	1:22.45 [1] (0:13.32)	1:09.13 [5] (0:10.89)	0:58.24 [5] (0:11.29)	0:46.95 [5] (0:11.72)	0:35.23 [3] (0:11.30)	0:23.93 [1] (0:11.53)	0:35.23	
2	1 <b>AIN'T NOBODY</b> Tasha Chambers	6	68.1 1200m	0:10.77 1200m	1:23.09 [2] (0:13.23)	1:09.86 [4] (0:10.77)	0:59.09 [4] (0:11.46)	0:47.63 [4] (0:11.97)	0:35.66 [5] (0:11.50)	0:24.16 [3] (0:11.67)	0:35.66	+5
3	8 <b>SEND THE MONEY</b> Nikki Olzard	2	67.4 1200m	0:10.75 1200m	1:23.87 [3] (0:13.00)	1:10.87 [2] (0:10.75)	1:00.12 [1] (0:11.16)	0:48.96 [1] (0:11.85)	0:37.11 [1] (0:11.77)	0:25.34 [2] (0:12.09)	0:37.11	-2
4	6 <b>PAUL EDWARD</b> Jackson Murphy	7	67.4 1200m	0:10.89 1200m	1:24.31 [4] (0:13.73)	1:10.58 [7] (0:10.89)	0:59.69 [7] (0:11.16)	0:48.53 [6] (0:11.90)	0:36.63 [7] (0:11.74)	0:24.89 [7] (0:12.16)	0:36.63	+0
5	5 <b>NEO DIAMOND</b> Warwick Satherley	8	67.1 1200m	0:10.92 1200m	1:24.41 [5] (0:13.68)	1:10.73 [6] (0:10.92)	0:59.81 [6] (0:11.33)	0:48.48 [7] (0:11.71)	0:36.77 [6] (0:11.78)	0:24.99 [6] (0:12.06)	0:36.77	+7
6	4 <b>LATIN LOVE</b> Justin Stanley	4	66.9 1200m	0:10.85 1200m	1:24.65 [6] (0:12.94)	1:11.71 [1] (0:10.85)	1:00.86 [2] (0:11.60)	0:49.26 [3] (0:11.83)	0:37.43 [2] (0:11.80)	0:25.63 [4] (0:12.30)	0:37.43	+4
7	7 <b>RIVERVIEW RED</b> Georgina Cartwright	5	67.0 1200m	0:10.87 1200m	1:25.86 [7] (0:13.06)	1:12.80 [3] (0:10.87)	1:01.93 [3] (0:11.42)	0:50.51 [2] (0:11.89)	0:38.62 [4] (0:11.91)	0:26.71 [5] (0:12.50)	0:38.62	+5

Scratched: Remember The Boys (#3)



# Rockhampton QLD Professional

## Race 1: GREAT NORTHERN Maiden Handicap - 1400m

23 January 2025 - 09:30



Track Rating: Soft 5, Weather: Hot, Rail Position: +7m Entire

Section							200m			Last 600m	
Field Times							0:12.40			0:35.69	
							(0:12.40)				
Rank	TAB	Horse/Jockey	Barrier	Top Speed [km/h]	Fastest Section	Margin				Distance Travelled [m]	
1	2	<b>MOMENT OF TRUTH</b> Liv O'Donnell	1	67.7 1200m	0:10.89 1200m	0:12.40 [1] (0:12.40)	1:22.45			0:35.23	
2	1	<b>AIN'T NOBODY</b> Tasha Chambers	6	68.1 1200m	0:10.77 1200m	0:12.49 [2] (0:12.49)	3.76L			0:35.66	+5
3	8	<b>SEND THE MONEY</b> Nikki Olzard	2	67.4 1200m	0:10.75 1200m	0:13.25 [3] (0:13.25)	8.36L			0:37.11	-2
4	6	<b>PAUL EDWARD</b> Jackson Murphy	7	67.4 1200m	0:10.89 1200m	0:12.73 [6] (0:12.73)	10.92L			0:36.63	+0
5	5	<b>NEO DIAMOND</b> Warwick Satherley	8	67.1 1200m	0:10.92 1200m	0:12.93 [5] (0:12.93)	11.54L			0:36.77	+7
6	4	<b>LATIN LOVE</b> Justin Stanley	4	66.9 1200m	0:10.85 1200m	0:13.33 [4] (0:13.33)	12.94L			0:37.43	+4
7	7	<b>RIVERVIEW RED</b> Georgina Cartwright	5	67.0 1200m	0:10.87 1200m	0:14.21 [7] (0:14.21)	20.04L			0:38.62	+5

Scratched: Remember The Boys (#3)



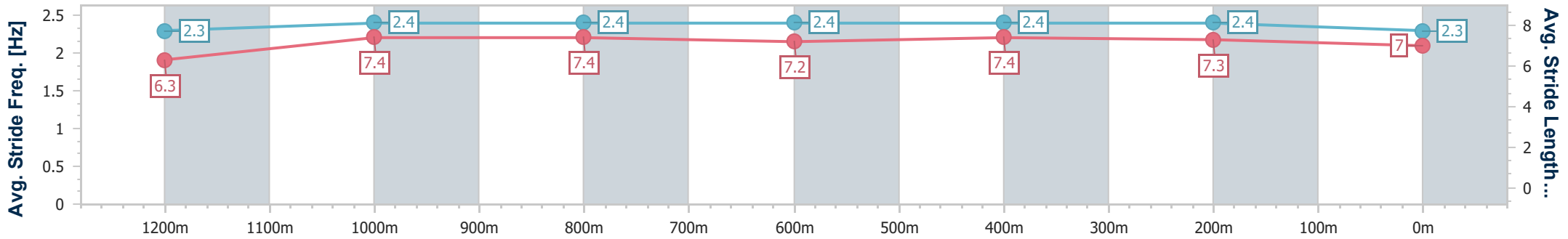
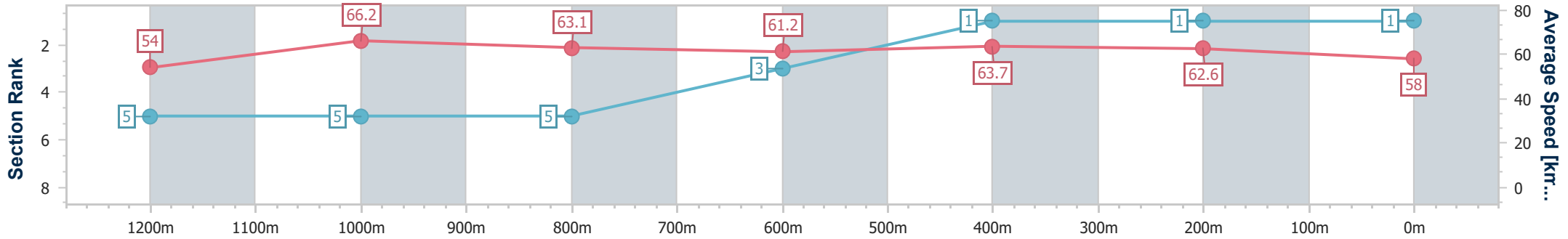
Horse/Jockey Name	Moment Of Truth
Final Rank	1
Fastest Section Time (Section)	0:10.89 (1200m)
Top Speed [km/h] (Section)	67.7 (1200m)
Race State	Finished



Rockhampton QLD Professional  
 Race 1: GREAT NORTHERN Maiden Handicap - 1400m  
 23 January 2025 - 09:30  
 Track Rating: Soft 5, Weather: Hot, Rail Position: +7m Entire



Section	Overall	1200m	1000m	800m	600m	400m	200m
Section Times	1:22.45 [1] (0:13.32)	1:09.13 [5] (0:10.89)	0:58.24 [5] (0:11.29)	0:46.95 [5] (0:11.72)	0:35.23 [3] (0:11.30)	0:23.93 [1] (0:11.53)	0:12.40 [1] (0:12.40)
Average Speed [km/h]	54.0	66.2	63.1	61.2	63.7	62.6	58.0
Top Speed [km/h]	65.6	67.7	65.8	62.6	66.0	64.4	60.3
Avg. Dist. to Rail [m]	0.8	0.5	1.2	0.6	2.3	4.2	3.1
Avg. Stride Freq. [Hz]	2.3	2.4	2.4	2.4	2.4	2.4	2.3
Avg. Stride Length [m]	6.3	7.4	7.4	7.2	7.4	7.3	7.0



- [ ] Ranking at each section and finish
- .-.- No data available at this section
- NA No data available



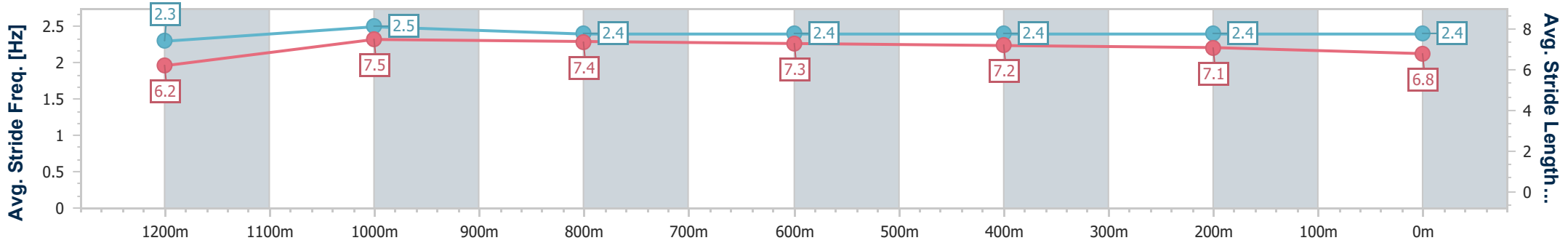
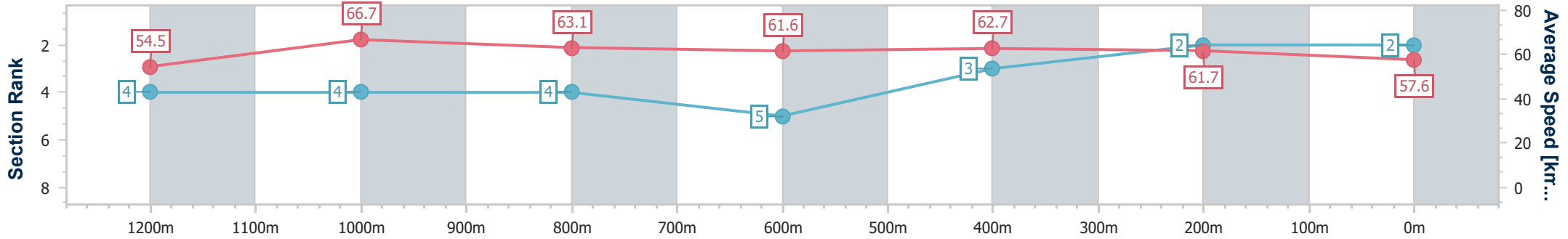
Horse/Jockey Name	Ain't Nobody
Final Rank	2
Fastest Section Time (Section)	0:10.77 (1200m)
Top Speed [km/h] (Section)	68.1 (1200m)
Race State	Finished



Rockhampton QLD Professional  
 Race 1: GREAT NORTHERN Maiden Handicap - 1400m  
 23 January 2025 - 09:30  
 Track Rating: Soft 5, Weather: Hot, Rail Position: +7m Entire



Section	Overall	1200m	1000m	800m	600m	400m	200m
Section Times	1:23.09 [2] (0:13.23)	1:09.86 [4] (0:10.77)	0:59.09 [4] (0:11.46)	0:47.63 [4] (0:11.97)	0:35.66 [5] (0:11.50)	0:24.16 [3] (0:11.67)	0:12.49 [2] (0:12.49)
Average Speed [km/h]	54.5	66.7	63.1	61.6	62.7	61.7	57.6
Top Speed [km/h]	66.7	68.1	66.0	63.3	64.6	64.2	60.7
Avg. Dist. to Rail [m]	2.6	0.4	1.2	3.1	3.9	5.3	5.5
Avg. Stride Freq. [Hz]	2.3	2.5	2.4	2.4	2.4	2.4	2.4
Avg. Stride Length [m]	6.2	7.5	7.4	7.3	7.2	7.1	6.8



- [ ] Ranking at each section and finish
- .-.- No data available at this section
- NA No data available



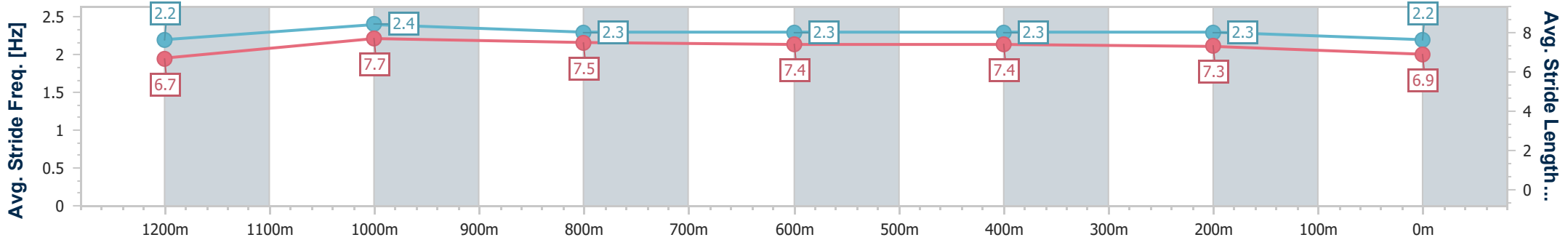
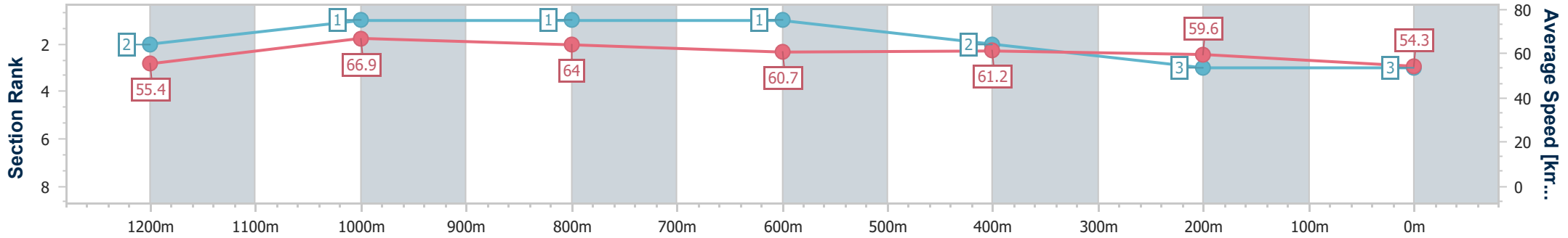
Horse/Jockey Name	Send The Money
Final Rank	3
Fastest Section Time (Section)	0:10.75 (1200m)
Top Speed [km/h] (Section)	67.4 (1200m)
Race State	Finished



Rockhampton QLD Professional  
 Race 1: GREAT NORTHERN Maiden Handicap - 1400m  
 23 January 2025 - 09:30  
 Track Rating: Soft 5, Weather: Hot, Rail Position: +7m Entire



Section	Overall	1200m	1000m	800m	600m	400m	200m
Section Times	1:23.87 [3] (0:13.00)	1:10.87 [2] (0:10.75)	1:00.12 [1] (0:11.16)	0:48.96 [1] (0:11.85)	0:37.11 [1] (0:11.77)	0:25.34 [2] (0:12.09)	0:13.25 [3] (0:13.25)
Average Speed [km/h]	55.4	66.9	64.0	60.7	61.2	59.6	54.3
Top Speed [km/h]	66.5	67.4	66.2	61.6	62.0	61.5	57.5
Avg. Dist. to Rail [m]	0.8	1.2	1.2	0.5	1.1	1.7	2.2
Avg. Stride Freq. [Hz]	2.2	2.4	2.3	2.3	2.3	2.3	2.2
Avg. Stride Length [m]	6.7	7.7	7.5	7.4	7.4	7.3	6.9



- [ ] Ranking at each section and finish
- .-.- No data available at this section
- NA No data available



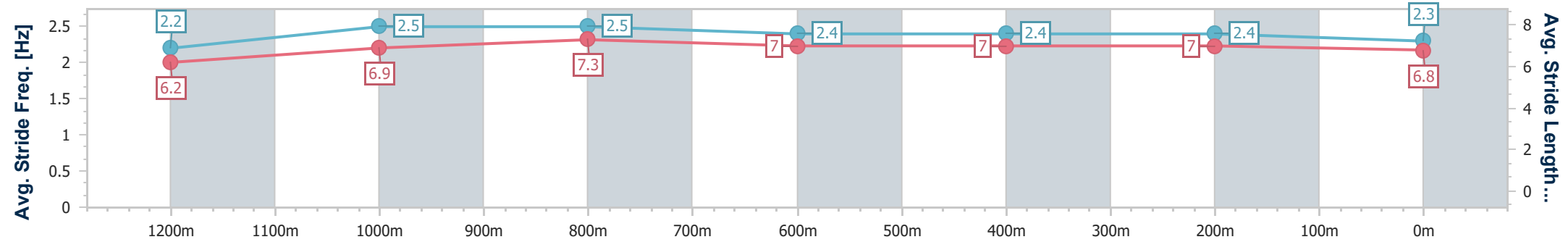
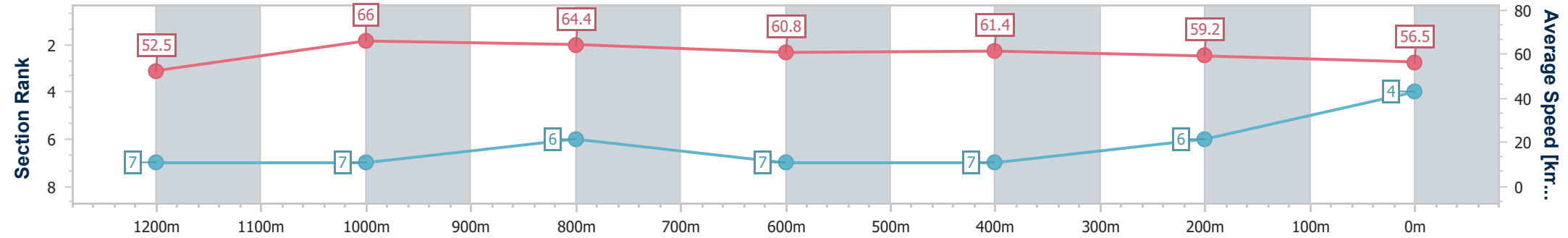
Horse/Jockey Name	Paul Edward
Final Rank	4
Fastest Section Time (Section)	0:10.89 (1200m)
Top Speed [km/h] (Section)	67.4 (1200m)
Race State	Finished



Rockhampton QLD Professional  
 Race 1: GREAT NORTHERN Maiden Handicap - 1400m  
 23 January 2025 - 09:30  
 Track Rating: Soft 5, Weather: Hot, Rail Position: +7m Entire



Section	Overall	1200m	1000m	800m	600m	400m	200m
Section Times	1:24.31 [4] (0:13.73)	1:10.58 [7] (0:10.89)	0:59.69 [7] (0:11.16)	0:48.53 [6] (0:11.90)	0:36.63 [7] (0:11.74)	0:24.89 [7] (0:12.16)	0:12.73 [6] (0:12.73)
Average Speed [km/h]	52.5	66.0	64.4	60.8	61.4	59.2	56.5
Top Speed [km/h]	66.4	67.4	66.0	62.6	62.7	60.9	58.6
Avg. Dist. to Rail [m]	1.9	0.4	0.5	0.8	2.2	3.3	3.7
Avg. Stride Freq. [Hz]	2.2	2.5	2.5	2.4	2.4	2.4	2.3
Avg. Stride Length [m]	6.2	6.9	7.3	7.0	7.0	7.0	6.8



- [ ] Ranking at each section and finish
- .-.- No data available at this section
- NA No data available



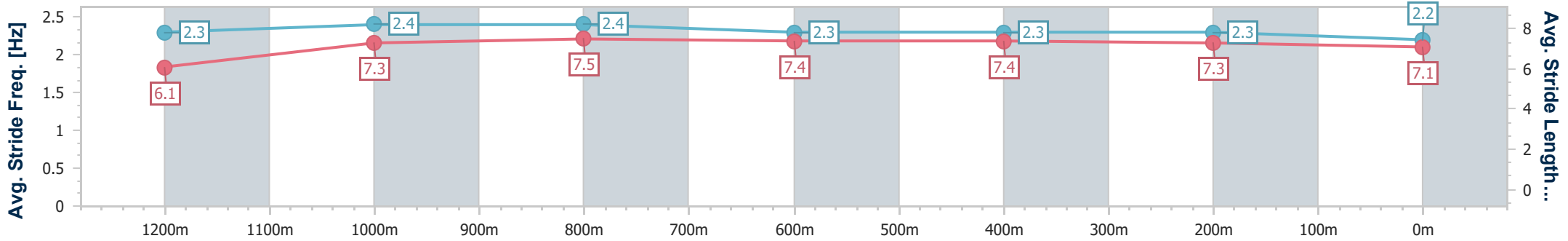
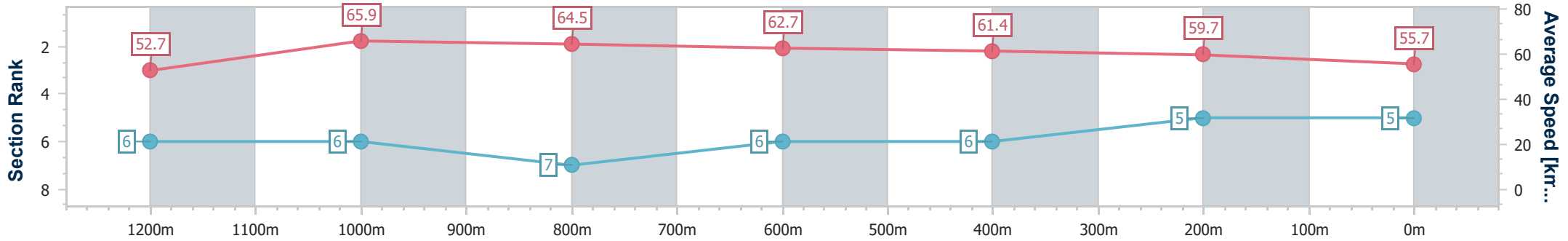
Horse/Jockey Name	Neo Diamond
Final Rank	5
Fastest Section Time (Section)	0:10.92 (1200m)
Top Speed [km/h] (Section)	67.1 (1200m)
Race State	Finished



Rockhampton QLD Professional  
 Race 1: GREAT NORTHERN Maiden Handicap - 1400m  
 23 January 2025 - 09:30  
 Track Rating: Soft 5, Weather: Hot, Rail Position: +7m Entire



Section	Overall	1200m	1000m	800m	600m	400m	200m
Section Times	1:24.41 [5] (0:13.68)	1:10.73 [6] (0:10.92)	0:59.81 [6] (0:11.33)	0:48.48 [7] (0:11.71)	0:36.77 [6] (0:11.78)	0:24.99 [6] (0:12.06)	0:12.93 [5] (0:12.93)
Average Speed [km/h]	52.7	65.9	64.5	62.7	61.4	59.7	55.7
Top Speed [km/h]	64.8	67.1	66.2	64.0	63.3	60.7	58.5
Avg. Dist. to Rail [m]	2.8	1.5	2.3	2.8	4.8	4.5	4.6
Avg. Stride Freq. [Hz]	2.3	2.4	2.4	2.3	2.3	2.3	2.2
Avg. Stride Length [m]	6.1	7.3	7.5	7.4	7.4	7.3	7.1



- [ ] Ranking at each section and finish
- .-.- No data available at this section
- NA No data available



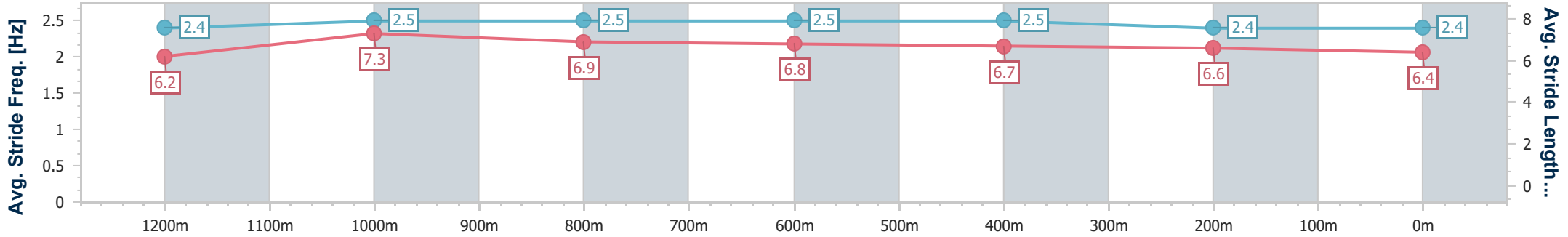
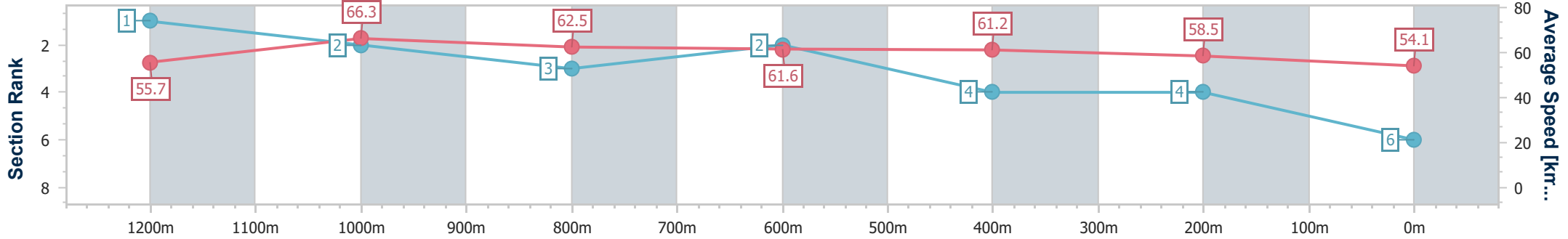
Horse/Jockey Name	Latin Love
Final Rank	6
Fastest Section Time (Section)	0:10.85 (1200m)
Top Speed [km/h] (Section)	66.9 (1200m)
Race State	Finished



Rockhampton QLD Professional  
 Race 1: GREAT NORTHERN Maiden Handicap - 1400m  
 23 January 2025 - 09:30  
 Track Rating: Soft 5, Weather: Hot, Rail Position: +7m Entire



Section	Overall	1200m	1000m	800m	600m	400m	200m
Section Times	1:24.65 [6] (0:12.94)	1:11.71 [1] (0:10.85)	1:00.86 [2] (0:11.60)	0:49.26 [3] (0:11.83)	0:37.43 [2] (0:11.80)	0:25.63 [4] (0:12.30)	0:13.33 [4] (0:13.33)
Average Speed [km/h]	55.7	66.3	62.5	61.6	61.2	58.5	54.1
Top Speed [km/h]	66.7	66.9	66.1	62.9	61.4	59.9	56.8
Avg. Dist. to Rail [m]	1.0	0.4	1.1	1.7	3.7	4.1	4.5
Avg. Stride Freq. [Hz]	2.4	2.5	2.5	2.5	2.5	2.4	2.4
Avg. Stride Length [m]	6.2	7.3	6.9	6.8	6.7	6.6	6.4



- [ ] Ranking at each section and finish
- .-.- No data available at this section
- NA No data available





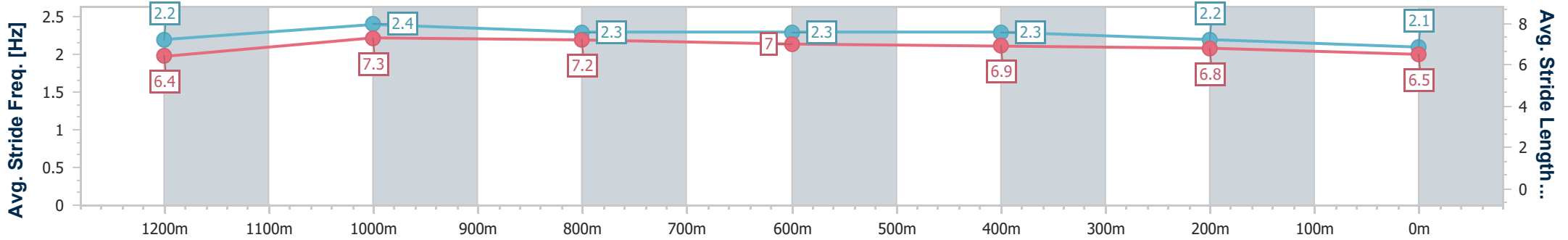
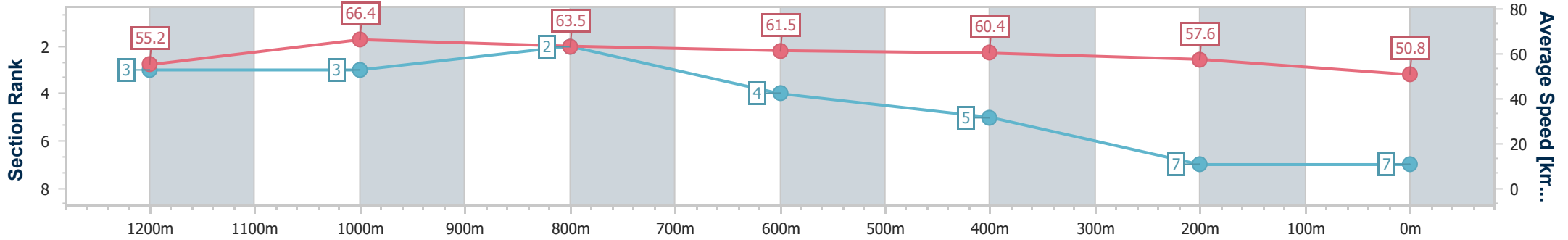
Horse/Jockey Name	Riverview Red
Final Rank	7
Fastest Section Time (Section)	0:10.87 (1200m)
Top Speed [km/h] (Section)	67.0 (1200m)
Race State	Finished



Rockhampton QLD Professional  
 Race 1: GREAT NORTHERN Maiden Handicap - 1400m  
 23 January 2025 - 09:30  
 Track Rating: Soft 5, Weather: Hot, Rail Position: +7m Entire



Section	Overall	1200m	1000m	800m	600m	400m	200m
Section Times	1:25.86 [7] (0:13.06)	1:12.80 [3] (0:10.87)	1:01.93 [3] (0:11.42)	0:50.51 [2] (0:11.89)	0:38.62 [4] (0:11.91)	0:26.71 [5] (0:12.50)	0:14.21 [7] (0:14.21)
Average Speed [km/h]	55.2	66.4	63.5	61.5	60.4	57.6	50.8
Top Speed [km/h]	66.3	67.0	65.3	62.8	61.3	60.0	55.3
Avg. Dist. to Rail [m]	2.4	1.4	1.2	2.0	4.3	4.7	4.7
Avg. Stride Freq. [Hz]	2.2	2.4	2.3	2.3	2.3	2.2	2.1
Avg. Stride Length [m]	6.4	7.3	7.2	7.0	6.9	6.8	6.5



- [ ] Ranking at each section and finish
- .-.- No data available at this section
- NA No data available



# Rockhampton QLD Professional

## Race 2: TAB QTIS Three-Year-Old Maiden Plate - 1300m

23 January 2025 - 10:00



Track Rating: Good 4, Weather: Hot, Rail Position: +7m Entire

Section												Last 600m
Field Times												0:35.09
					Overall	1200m	1000m	800m	600m	400m		
					1:17.84 (0:07.63)	1:10.21 (0:11.39)	0:58.82 (0:11.66)	0:47.16 (0:12.07)	0:35.09 (0:11.55)	0:23.54 (0:11.64)		
Rank	TAB	Horse/Jockey	Barrier	Top Speed [km/h]	Fastest Section							Distance Travelled [m]
1	4	<b>DARLING CLEMENTINE</b> Olivia Kendal	7	65.6 600m	0:07.86 Overall	1:17.84 [1] (0:07.86)	1:09.98 [5] (0:11.71)	0:58.27 [6] (0:11.88)	0:46.39 [6] (0:11.96)	0:34.43 [7] (0:11.27)	0:23.16 [5] (0:11.27)	0:34.43
2	1	<b>OFFANGO</b> Ashley Butler	3	64.9 1200m	0:07.66 Overall	1:17.86 [2] (0:07.66)	1:10.20 [2] (0:11.52)	0:58.68 [2] (0:11.69)	0:46.99 [3] (0:12.02)	0:34.97 [2] (0:11.51)	0:23.46 [3] (0:11.55)	0:34.97 -3
3	5	<b>ICE BLIZZARD</b> Justin Stanley	2	65.3 400m	0:08.17 Overall	1:18.23 [3] (0:08.17)	1:10.06 [8] (0:11.55)	0:58.51 [7] (0:11.79)	0:46.72 [7] (0:11.89)	0:34.83 [6] (0:11.38)	0:23.45 [7] (0:11.30)	0:34.83 -3
4	8	<b>SUNSHINE SALLY</b> Kelsey Lenton	6	64.3 400m	0:07.87 Overall	1:18.30 [4] (0:07.87)	1:10.43 [6] (0:11.51)	0:58.92 [4] (0:11.62)	0:47.30 [4] (0:11.97)	0:35.33 [4] (0:11.47)	0:23.86 [4] (0:11.50)	0:35.33 +2
5	3	<b>ANGE</b> Jackson Murphy	5	64.8 600m	0:07.63 Overall	1:18.31 [5] (0:07.63)	1:10.68 [1] (0:11.56)	0:59.12 [3] (0:11.67)	0:47.45 [2] (0:12.07)	0:35.38 [3] (0:11.44)	0:23.94 [2] (0:11.57)	0:35.38 -2
6	2	<b>SPITZBERG</b> Nathan Thomas	8	66.9 600m	0:08.16 Overall	1:18.36 [6] (0:08.16)	1:10.20 [7] (0:11.74)	0:58.46 [8] (0:11.87)	0:46.59 [8] (0:11.98)	0:34.61 [8] (0:11.13)	0:23.48 [8] (0:11.30)	0:34.61 +3
7	7	<b>PITLECO LASS</b> Nikki Olzard	4	64.4 1200m	0:07.69 Overall	1:18.45 [7] (0:07.69)	1:10.76 [3] (0:11.33)	0:59.43 [1] (0:11.66)	0:47.77 [1] (0:12.07)	0:35.70 [1] (0:11.55)	0:24.15 [1] (0:11.64)	0:35.70 -5
8	6	<b>ONLY ONE GENERAL</b> Raul Silvera Olivera	1	66.1 600m	0:07.84 Overall	1:18.98 [8] (0:07.84)	1:11.14 [4] (0:11.63)	0:59.51 [5] (0:11.88)	0:47.63 [5] (0:11.98)	0:35.65 [5] (0:11.42)	0:24.23 [6] (0:11.61)	0:35.65 -4

[ ] Ranking at each section and finish  
 -:-:- No data available at this section  
 NA No data available

SCN Saddle cloth number  
 DNF Did not finish  
 DNT Did not track



# Rockhampton QLD Professional

## Race 2: TAB QTIS Three-Year-Old Maiden Plate - 1300m

23 January 2025 - 10:00



Track Rating: Good 4, Weather: Hot, Rail Position: +7m Entire

Section							200m			Last 600m
Field Times							0:11.90			0:35.09
Rank	TAB	Horse/Jockey	Barrier	Top Speed [km/h]	Fastest Section	Margin				
1	4	<b>DARLING CLEMENTINE</b> Olivia Kendal	7	65.6 600m	0:07.86 Overall	0:11.89 [4] (0:11.89)	1:17.84			0:34.43
2	1	<b>OFFANGO</b> Ashley Butler	3	64.9 1200m	0:07.66 Overall	0:11.91 [4] (0:11.91)	0.09L			0:34.97 -3
3	5	<b>ICE BLIZZARD</b> Justin Stanley	2	65.3 400m	0:08.17 Overall	0:12.15 [6] (0:12.15)	2.26L			0:34.83 -3
4	8	<b>SUNSHINE SALLY</b> Kelsey Lenton	6	64.3 400m	0:07.87 Overall	0:12.36 [3] (0:12.36)	2.68L			0:35.33 +2
5	3	<b>ANGE</b> Jackson Murphy	5	64.8 600m	0:07.63 Overall	0:12.37 [1] (0:12.37)	2.71L			0:35.38 -2
6	2	<b>SPITZBERG</b> Nathan Thomas	8	66.9 600m	0:08.16 Overall	0:12.18 [7] (0:12.18)	3.05L			0:34.61 +3
7	7	<b>PITLECO LASS</b> Nikki Olzard	4	64.4 1200m	0:07.69 Overall	0:12.51 [1] (0:12.51)	3.59L			0:35.70 -5
8	6	<b>ONLY ONE GENERAL</b> Raul Silvera Olivera	1	66.1 600m	0:07.84 Overall	0:12.62 [8] (0:12.62)	6.69L			0:35.65 -4

[ ] Ranking at each section and finish  
 -:-:- No data available at this section  
 NA No data available

SCN Saddle cloth number  
 DNF Did not finish  
 DNT Did not track



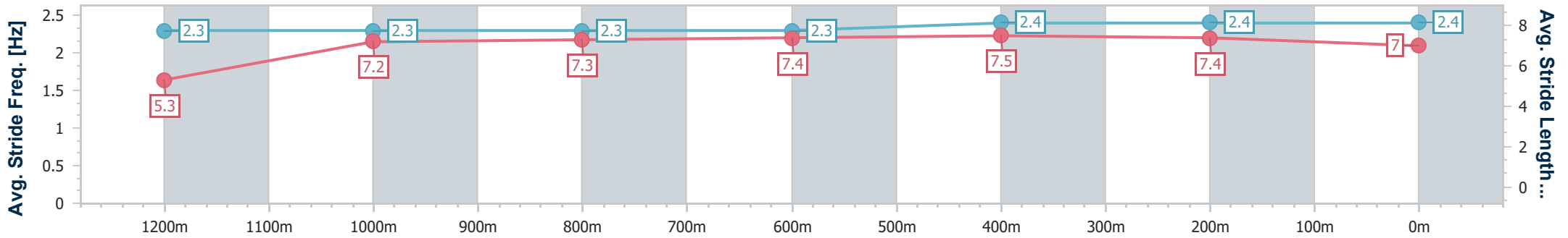
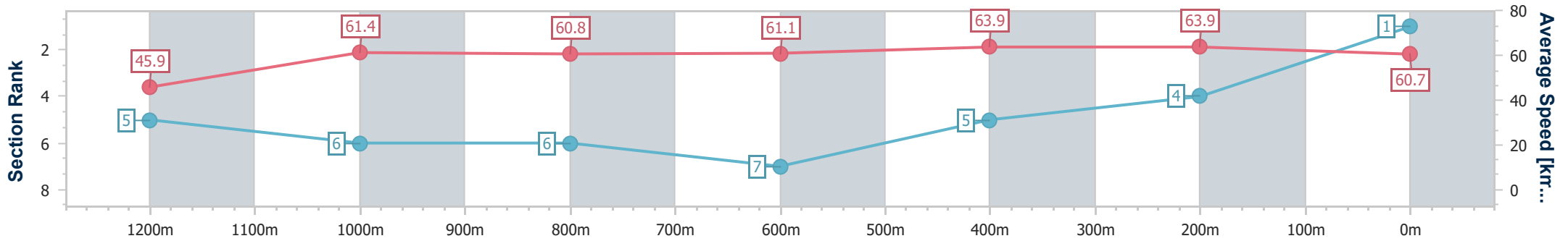
Horse/Jockey Name	Darling Clementine
Final Rank	1
Fastest Section Time (Section)	0:07.86 (Overall)
Top Speed [km/h] (Section)	65.6 (600m)
Race State	Finished



Rockhampton QLD Professional  
 Race 2: TAB QTIS Three-Year-Old Maiden Plate - 1300m  
 23 January 2025 - 10:00  
 Track Rating: Good 4, Weather: Hot, Rail Position: +7m Entire



Section	Overall	1200m	1000m	800m	600m	400m	200m
Section Times	1:17.84 [1] (0:07.86)	1:09.98 [5] (0:11.71)	0:58.27 [6] (0:11.88)	0:46.39 [6] (0:11.96)	0:34.43 [7] (0:11.27)	0:23.16 [5] (0:11.27)	0:11.89 [4]
Average Speed [km/h]	45.9	61.4	60.8	61.1	63.9	63.9	60.7
Top Speed [km/h]	58.6	63.6	62.4	61.8	65.6	65.3	62.4
Avg. Dist. to Rail [m]	5.2	1.0	0.5	1.6	2.3	5.6	9.1
Avg. Stride Freq. [Hz]	2.3	2.3	2.3	2.3	2.4	2.4	2.4
Avg. Stride Length [m]	5.3	7.2	7.3	7.4	7.5	7.4	7.0



- [ ] Ranking at each section and finish
- .-.- No data available at this section
- NA No data available



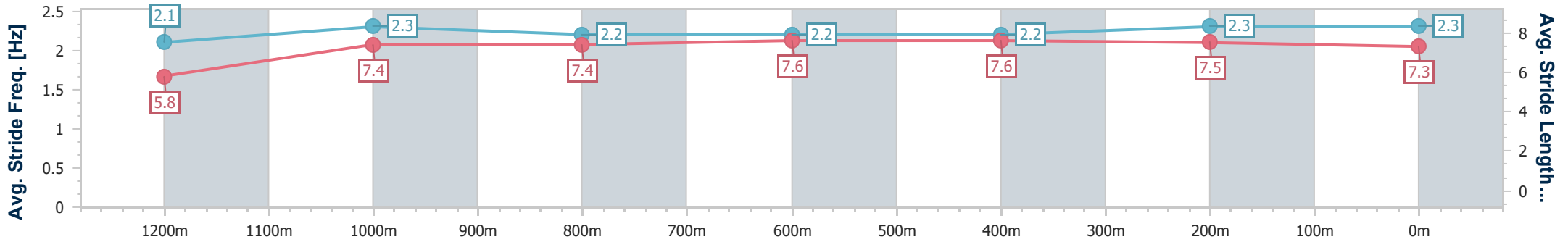
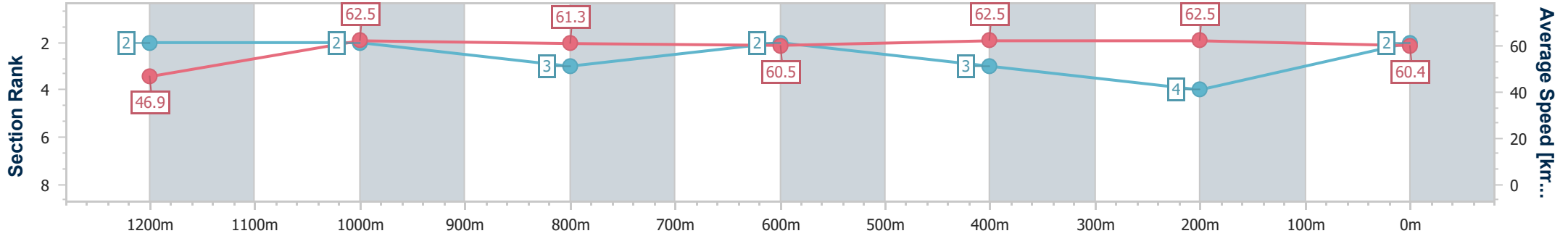
Horse/Jockey Name	Offango
Final Rank	2
Fastest Section Time (Section)	0:07.66 (Overall)
Top Speed [km/h] (Section)	64.9 (1200m)
Race State	Finished



Rockhampton QLD Professional  
 Race 2: TAB QTIS Three-Year-Old Maiden Plate - 1300m  
 23 January 2025 - 10:00  
 Track Rating: Good 4, Weather: Hot, Rail Position: +7m Entire



Section	Overall	1200m	1000m	800m	600m	400m	200m
Section Times	1:17.86 [2] (0:07.66)	1:10.20 [2] (0:11.52)	0:58.68 [2] (0:11.69)	0:46.99 [3] (0:12.02)	0:34.97 [2] (0:11.51)	0:23.46 [3] (0:11.55)	0:11.91 [4] (0:11.91)
Average Speed [km/h]	46.9	62.5	61.3	60.5	62.5	62.5	60.4
Top Speed [km/h]	60.5	64.9	62.2	61.8	64.3	62.8	63.2
Avg. Dist. to Rail [m]	1.6	0.9	0.7	1.2	2.3	4.8	7.1
Avg. Stride Freq. [Hz]	2.1	2.3	2.2	2.2	2.2	2.3	2.3
Avg. Stride Length [m]	5.8	7.4	7.4	7.6	7.6	7.5	7.3



- [ ] Ranking at each section and finish
- .-.- No data available at this section
- NA No data available



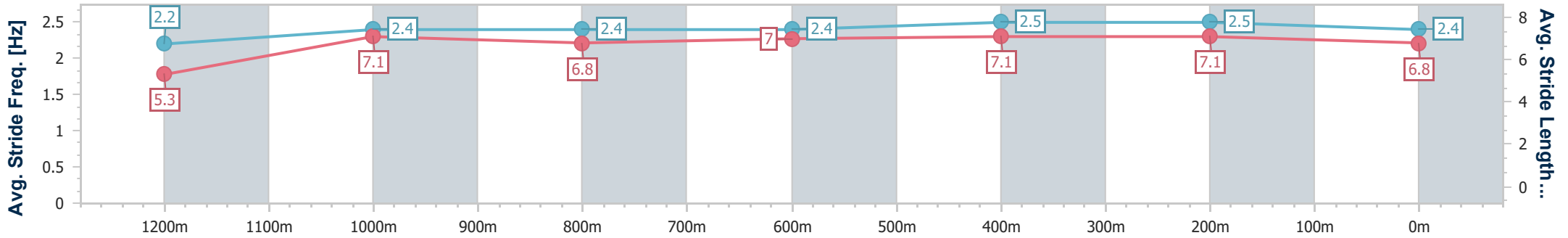
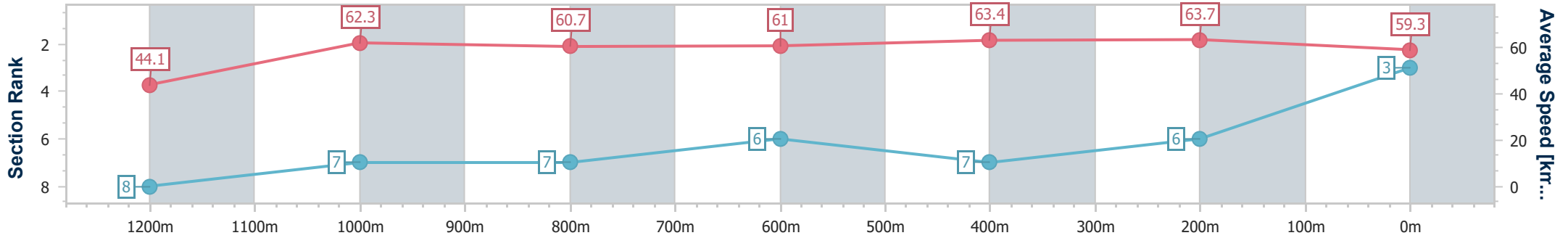
Horse/Jockey Name	Ice Blizzard
Final Rank	3
Fastest Section Time (Section)	0:08.17 (Overall)
Top Speed [km/h] (Section)	65.3 (400m)
Race State	Finished



Rockhampton QLD Professional  
 Race 2: TAB QTIS Three-Year-Old Maiden Plate - 1300m  
 23 January 2025 - 10:00  
 Track Rating: Good 4, Weather: Hot, Rail Position: +7m Entire



Section	Overall	1200m	1000m	800m	600m	400m	200m
Section Times	1:18.23 [3] (0:08.17)	1:10.06 [8] (0:11.55)	0:58.51 [7] (0:11.79)	0:46.72 [7] (0:11.89)	0:34.83 [6] (0:11.38)	0:23.45 [7] (0:11.30)	0:12.15 [6]
Average Speed [km/h]	44.1	62.3	60.7	61.0	63.4	63.7	59.3
Top Speed [km/h]	60.0	63.3	61.4	62.5	65.2	65.3	62.4
Avg. Dist. to Rail [m]	1.1	1.4	0.8	1.0	2.1	2.8	3.5
Avg. Stride Freq. [Hz]	2.2	2.4	2.4	2.4	2.5	2.5	2.4
Avg. Stride Length [m]	5.3	7.1	6.8	7.0	7.1	7.1	6.8



- [ ] Ranking at each section and finish
- .-.- No data available at this section
- NA No data available



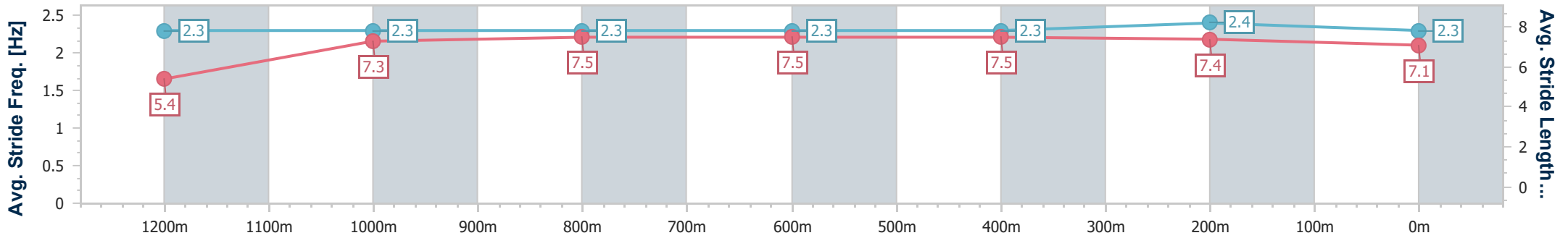
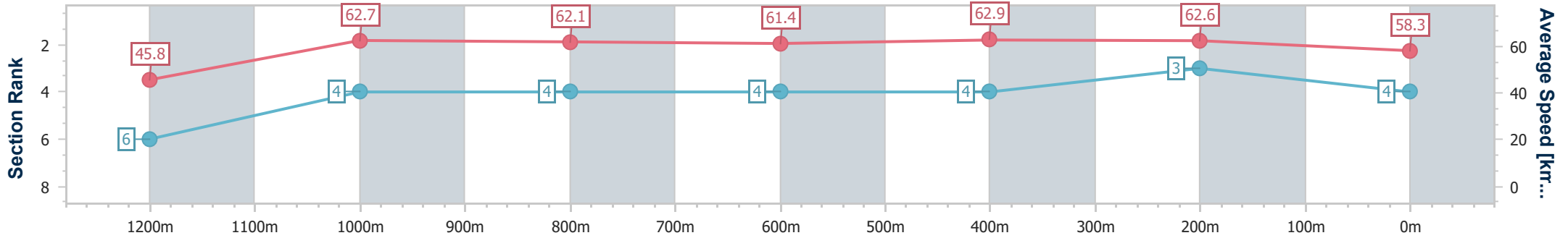
Horse/Jockey Name	Sunshine Sally
Final Rank	4
Fastest Section Time (Section)	0:07.87 (Overall)
Top Speed [km/h] (Section)	64.3 (400m)
Race State	Finished



Rockhampton QLD Professional  
 Race 2: TAB QTIS Three-Year-Old Maiden Plate - 1300m  
 23 January 2025 - 10:00  
 Track Rating: Good 4, Weather: Hot, Rail Position: +7m Entire



Section	Overall	1200m	1000m	800m	600m	400m	200m
Section Times	1:18.30 [4] (0:07.87)	1:10.43 [6] (0:11.51)	0:58.92 [4] (0:11.62)	0:47.30 [4] (0:11.97)	0:35.33 [4] (0:11.47)	0:23.86 [4] (0:11.50)	0:12.36 [3] (0:12.36)
Average Speed [km/h]	45.8	62.7	62.1	61.4	62.9	62.6	58.3
Top Speed [km/h]	61.9	63.5	62.9	62.5	64.0	64.3	60.3
Avg. Dist. to Rail [m]	3.8	0.3	0.5	2.9	3.6	5.4	7.7
Avg. Stride Freq. [Hz]	2.3	2.3	2.3	2.3	2.3	2.4	2.3
Avg. Stride Length [m]	5.4	7.3	7.5	7.5	7.5	7.4	7.1



- [ ] Ranking at each section and finish
- .-.- No data available at this section
- NA No data available



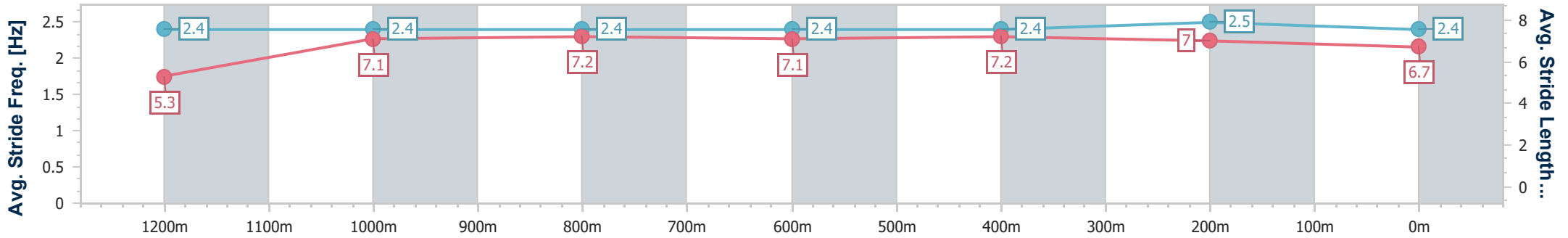
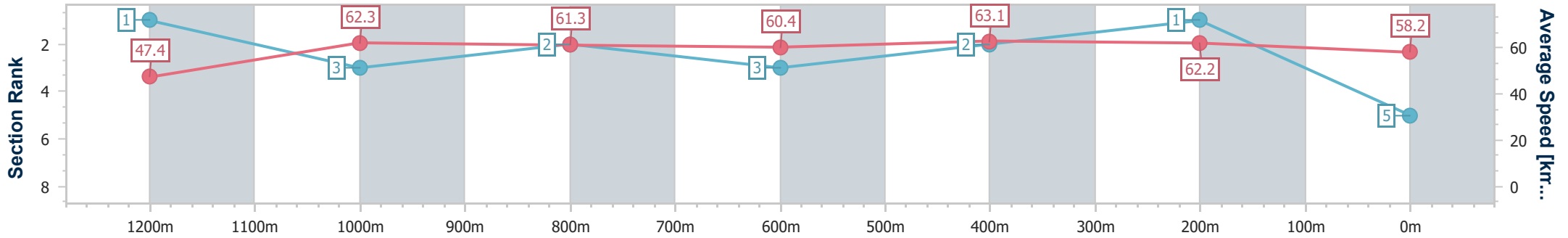
Horse/Jockey Name	Ange
Final Rank	5
Fastest Section Time (Section)	0:07.63 (Overall)
Top Speed [km/h] (Section)	64.8 (600m)
Race State	Finished



Rockhampton QLD Professional  
 Race 2: TAB QTIS Three-Year-Old Maiden Plate - 1300m  
 23 January 2025 - 10:00  
 Track Rating: Good 4, Weather: Hot, Rail Position: +7m Entire



Section	Overall	1200m	1000m	800m	600m	400m	200m
Section Times	1:18.31 [5] (0:07.63)	1:10.68 [1] (0:11.56)	0:59.12 [3] (0:11.67)	0:47.45 [2] (0:12.07)	0:35.38 [3] (0:11.44)	0:23.94 [2] (0:11.57)	0:12.37 [1] (0:12.37)
Average Speed [km/h]	47.4	62.3	61.3	60.4	63.1	62.2	58.2
Top Speed [km/h]	61.1	64.2	64.0	62.0	64.8	64.1	61.8
Avg. Dist. to Rail [m]	3.3	0.4	0.9	1.7	1.9	3.7	4.3
Avg. Stride Freq. [Hz]	2.4	2.4	2.4	2.4	2.4	2.5	2.4
Avg. Stride Length [m]	5.3	7.1	7.2	7.1	7.2	7.0	6.7



- [ ] Ranking at each section and finish
- .-.- No data available at this section
- NA No data available





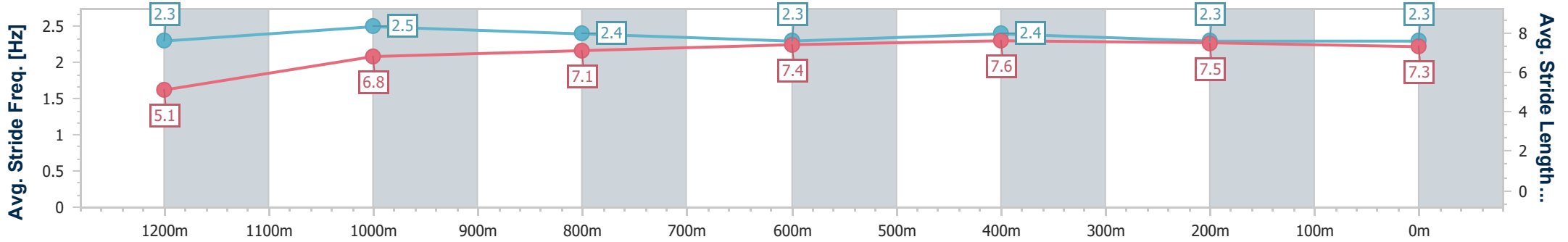
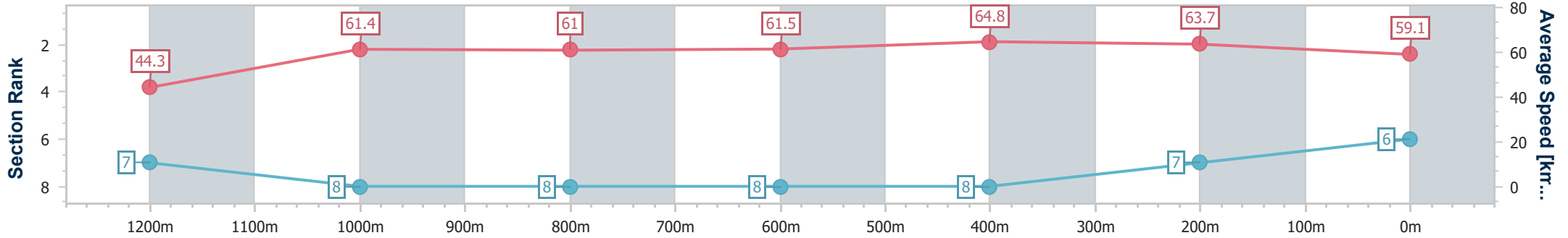
Horse/Jockey Name	Spitzberg
Final Rank	6
Fastest Section Time (Section)	0:08.16 (Overall)
Top Speed [km/h] (Section)	66.9 (600m)
Race State	Finished



Rockhampton QLD Professional  
 Race 2: TAB QTIS Three-Year-Old Maiden Plate - 1300m  
 23 January 2025 - 10:00  
 Track Rating: Good 4, Weather: Hot, Rail Position: +7m Entire



Section	Overall	1200m	1000m	800m	600m	400m	200m
Section Times	1:18.36 [6] (0:08.16)	1:10.20 [7] (0:11.74)	0:58.46 [8] (0:11.87)	0:46.59 [8] (0:11.98)	0:34.61 [8] (0:11.13)	0:23.48 [8] (0:11.30)	0:12.18 [7] (0:12.18)
Average Speed [km/h]	44.3	61.4	61.0	61.5	64.8	63.7	59.1
Top Speed [km/h]	59.7	63.4	62.5	62.4	66.9	66.3	61.4
Avg. Dist. to Rail [m]	5.7	0.4	0.7	3.0	4.5	7.9	9.4
Avg. Stride Freq. [Hz]	2.3	2.5	2.4	2.3	2.4	2.3	2.3
Avg. Stride Length [m]	5.1	6.8	7.1	7.4	7.6	7.5	7.3



- [ ] Ranking at each section and finish
- .-.- No data available at this section
- NA No data available



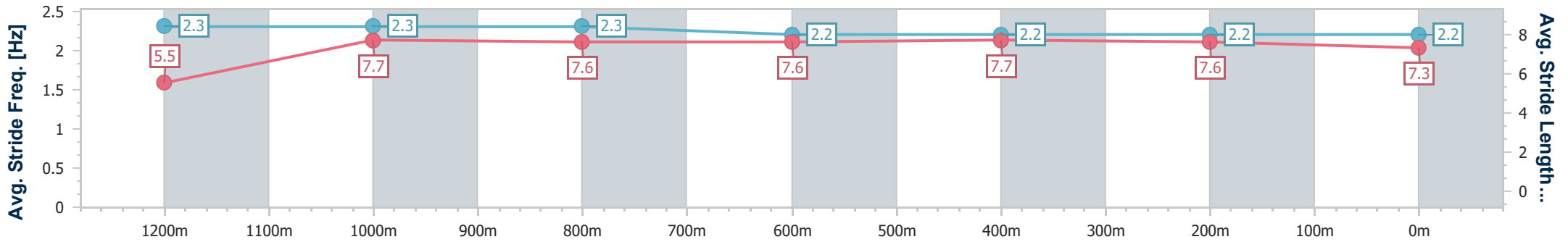
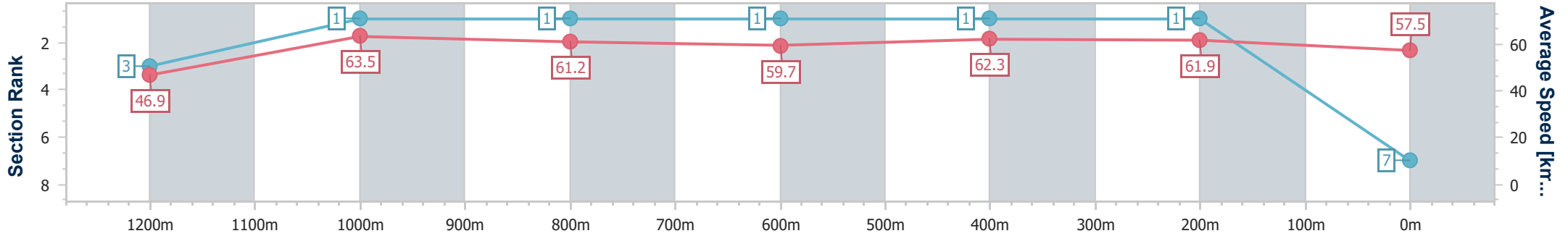
Horse/Jockey Name	Pitleco Lass
Final Rank	7
Fastest Section Time (Section)	0:07.69 (Overall)
Top Speed [km/h] (Section)	64.4 (1200m)
Race State	Finished



Rockhampton QLD Professional  
 Race 2: TAB QTIS Three-Year-Old Maiden Plate - 1300m  
 23 January 2025 - 10:00  
 Track Rating: Good 4, Weather: Hot, Rail Position: +7m Entire



Section	Overall	1200m	1000m	800m	600m	400m	200m
Section Times	1:18.45 [7] (0:07.69)	1:10.76 [3] (0:11.33)	0:59.43 [1] (0:11.66)	0:47.77 [1] (0:12.07)	0:35.70 [1] (0:11.55)	0:24.15 [1] (0:11.64)	0:12.51 [1] (0:12.51)
Average Speed [km/h]	46.9	63.5	61.2	59.7	62.3	61.9	57.5
Top Speed [km/h]	61.2	64.4	63.5	60.4	63.4	63.4	60.4
Avg. Dist. to Rail [m]	2.5	0.4	1.7	0.7	1.4	1.8	1.4
Avg. Stride Freq. [Hz]	2.3	2.3	2.3	2.2	2.2	2.2	2.2
Avg. Stride Length [m]	5.5	7.7	7.6	7.6	7.7	7.6	7.3



- [ ] Ranking at each section and finish
- .-.- No data available at this section
- NA No data available



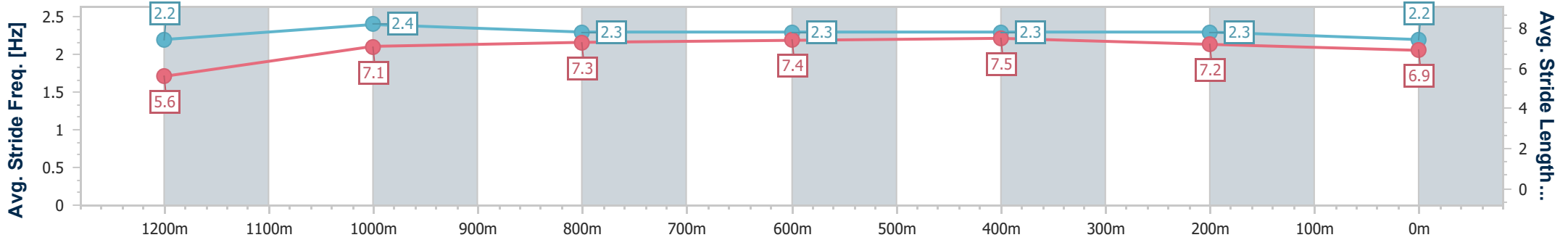
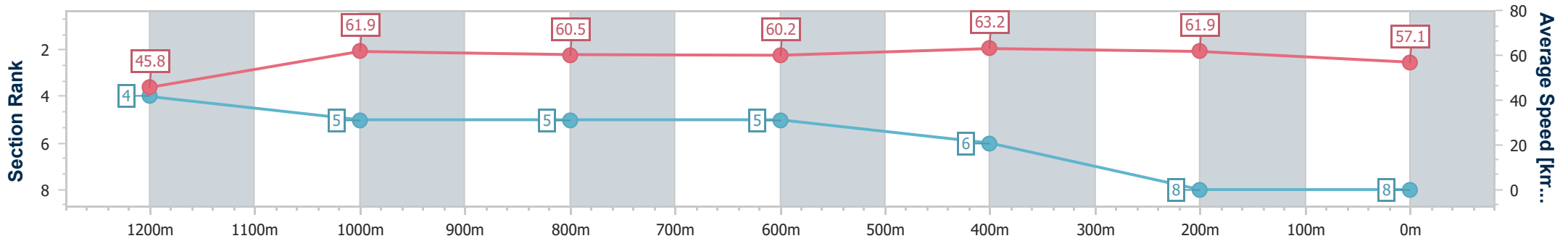
Horse/Jockey Name	Only One General
Final Rank	8
Fastest Section Time (Section)	0:07.84 (Overall)
Top Speed [km/h] (Section)	66.1 (600m)
Race State	Finished



Rockhampton QLD Professional  
 Race 2: TAB QTIS Three-Year-Old Maiden Plate - 1300m  
 23 January 2025 - 10:00  
 Track Rating: Good 4, Weather: Hot, Rail Position: +7m Entire



Section	Overall	1200m	1000m	800m	600m	400m	200m
Section Times	1:18.98 [8] (0:07.84)	1:11.14 [4] (0:11.63)	0:59.51 [5] (0:11.88)	0:47.63 [5] (0:11.98)	0:35.65 [5] (0:11.42)	0:24.23 [6] (0:11.61)	0:12.62 [8] (0:12.62)
Average Speed [km/h]	45.8	61.9	60.5	60.2	63.2	61.9	57.1
Top Speed [km/h]	61.8	63.2	61.7	61.6	66.1	63.8	59.9
Avg. Dist. to Rail [m]	0.9	1.1	0.7	0.6	2.3	5.0	5.1
Avg. Stride Freq. [Hz]	2.2	2.4	2.3	2.3	2.3	2.3	2.2
Avg. Stride Length [m]	5.6	7.1	7.3	7.4	7.5	7.2	6.9



- [ ] Ranking at each section and finish
- .-.- No data available at this section
- NA No data available



**Rockhampton QLD Professional**  
**Race 3: CAPRICORNIA YEARLING SALE ENTRIES CLOSING**  
**BENCHMARK 60 Handicap - 1600m**  
**23 January 2025 - 10:30**



Track Rating: Good 4, Weather: Hot, Rail Position: +7m Entire

Section		Overall	1400m	1200m	1000m	800m	600m	400m	Last 600m				
Field Times		1:36.35 (0:13.58)	1:22.77 (0:11.71)	1:11.06 (0:11.97)	0:59.09 (0:12.01)	0:47.08 (0:11.80)	0:35.28 (0:11.38)	0:23.90 (0:11.68)	0:35.28				
Rank	TAB Horse/Jockey	Barrier	Top Speed [km/h]	Fastest Section									Distance Travelled [m]
1	2 <b>NONDISCLOSURE</b> Ashley Butler	4	64.1 600m	0:11.38 600m	1:36.35 [1] (0:13.58)	1:22.77 [1] (0:11.71)	1:11.06 [1] (0:11.97)	0:59.09 [1] (0:12.01)	0:47.08 [1] (0:11.80)	0:35.28 [1] (0:11.38)	0:23.90 [1] (0:11.68)	0:35.28	
2	6 <b>BIKER</b> Raul Silvera Olivera	6	65.2 600m	0:11.21 600m	1:36.38 [2] (0:14.16)	1:22.22 [5] (0:11.95)	1:10.27 [6] (0:12.02)	0:58.25 [6] (0:11.92)	0:46.33 [6] (0:11.61)	0:34.72 [6] (0:11.21)	0:23.51 [4] (0:11.43)	0:34.72	+3
3	4 <b>ROY'S ROAD</b> Georgina Cartwright	5	64.0 600m	0:11.43 600m	1:36.65 [3] (0:13.73)	1:22.92 [2] (0:11.80)	1:11.12 [2] (0:11.98)	0:59.14 [2] (0:11.99)	0:47.15 [2] (0:11.68)	0:35.47 [2] (0:11.43)	0:24.04 [2] (0:11.66)	0:35.47	-1
4	8 <b>LEICA BITA FUN</b> Amy Graham	1	63.4 600m	0:11.47 600m	1:36.93 [4] (0:13.96)	1:22.97 [3] (0:11.75)	1:11.22 [3] (0:11.97)	0:59.25 [3] (0:11.98)	0:47.27 [3] (0:11.69)	0:35.58 [3] (0:11.47)	0:24.11 [3] (0:11.64)	0:35.58	-3
5	3 <b>GENERAL WOLFFE</b> Olivia Kendal	3	64.8 800m	0:11.33 600m	1:37.17 [5] (0:14.02)	1:23.15 [4] (0:11.78)	1:11.37 [4] (0:12.10)	0:59.27 [4] (0:11.95)	0:47.32 [5] (0:11.79)	0:35.53 [5] (0:11.33)	0:24.20 [6] (0:11.68)	0:35.53	+5
6	5 <b>WHATJEUDOIN'</b> Justin Stanley	2	64.3 800m	0:11.48 600m	1:37.18 [6] (0:14.22)	1:22.96 [6] (0:11.75)	1:11.21 [5] (0:11.96)	0:59.25 [5] (0:11.74)	0:47.51 [4] (0:11.72)	0:35.79 [4] (0:11.48)	0:24.31 [5] (0:11.83)	0:35.79	+3

Scratched: Take The Lead (#1), Not A Guru (#7)

[ ] Ranking at each section and finish  
 -:-:- No data available at this section  
 NA No data available

SCN Saddle cloth number  
 DNF Did not finish  
 DNT Did not track



**Rockhampton QLD Professional**  
**Race 3: CAPRICORNIA YEARLING SALE ENTRIES CLOSING**  
**BENCHMARK 60 Handicap - 1600m**  
**23 January 2025 - 10:30**



Track Rating: Good 4, Weather: Hot, Rail Position: +7m Entire

Section				200m				Last 600m	
Field Times				0:12.22 (0:12.22)				0:35.28	
Rank	TAB	Horse/Jockey	Barrier	Top Speed [km/h]	Fastest Section	Margin			Distance Travelled [m]
1	2	<b>NONDISCLOSURE</b> Ashley Butler	4	64.1 600m	0:11.38 600m	0:12.22 [1] (0:12.22)	1:36.35		0:35.28
2	6	<b>BIKER</b> Raul Silvera Olivera	6	65.2 600m	0:11.21 600m	0:12.08 [3] (0:12.08)	0.16L		0:34.72 +3
3	4	<b>ROY'S ROAD</b> Georgina Cartwright	5	64.0 600m	0:11.43 600m	0:12.38 [2] (0:12.38)	1.72L		0:35.47 -1
4	8	<b>LEICA BITA FUN</b> Amy Graham	1	63.4 600m	0:11.47 600m	0:12.47 [4] (0:12.47)	3.37L		0:35.58 -3
5	3	<b>GENERAL WOLFFE</b> Olivia Kendal	3	64.8 800m	0:11.33 600m	0:12.52 [5] (0:12.52)	4.77L		0:35.53 +5
6	5	<b>WHATJEUDOIN'</b> Justin Stanley	2	64.3 800m	0:11.48 600m	0:12.48 [6] (0:12.48)	4.86L		0:35.79 +3

Scratched: Take The Lead (#1), Not A Guru (#7)

[ ] Ranking at each section and finish  
 -:-:- No data available at this section  
 NA No data available

SCN Saddle cloth number  
 DNF Did not finish  
 DNT Did not track



Horse/Jockey Name	Nondisclosure
Final Rank	1
Fastest Section Time (Section)	0:11.38 (600m)
Top Speed [km/h] (Section)	64.1 (600m)
Race State	Finished



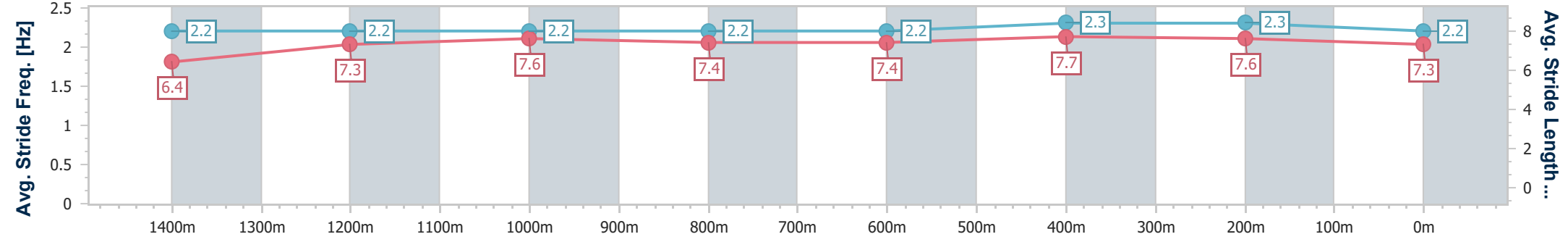
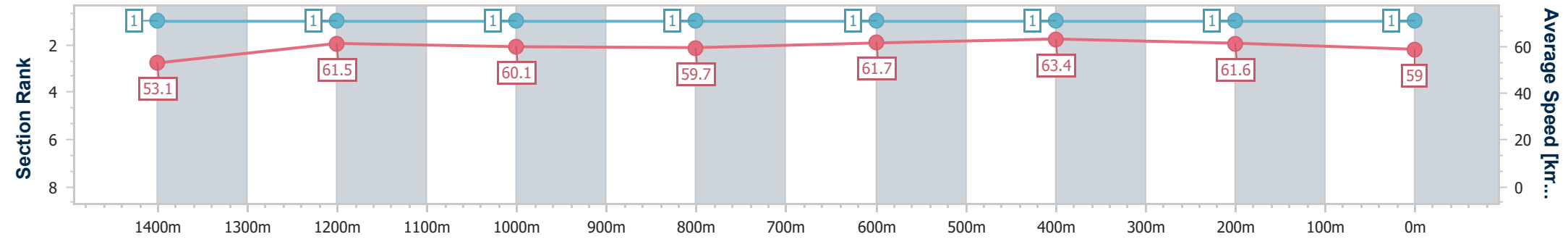
Rockhampton QLD Professional  
Race 3: CAPRICORNIA YEARLING SALE ENTRIES CLOSING  
BENCHMARK 60 Handicap - 1600m

23 January 2025 - 10:30

Track Rating: Good 4, Weather: Hot, Rail Position: +7m Entire



Section	Overall	1400m	1200m	1000m	800m	600m	400m	200m
Section Times	1:36.35 [1] (0:13.58)	1:22.77 [1] (0:11.71)	1:11.06 [1] (0:11.97)	0:59.09 [1] (0:12.01)	0:47.08 [1] (0:11.80)	0:35.28 [1] (0:11.38)	0:23.90 [1] (0:11.68)	0:12.22 [1] (0:12.22)
Average Speed [km/h]	53.1	61.5	60.1	59.7	61.7	63.4	61.6	59.0
Top Speed [km/h]	62.5	61.7	61.0	61.0	62.9	64.1	63.3	60.9
Avg. Dist. to Rail [m]	1.4	0.9	1.0	0.7	1.6	2.2	1.9	1.6
Avg. Stride Freq. [Hz]	2.2	2.2	2.2	2.2	2.2	2.3	2.3	2.2
Avg. Stride Length [m]	6.4	7.3	7.6	7.4	7.4	7.7	7.6	7.3



- [ ] Ranking at each section and finish
- .-.- No data available at this section
- NA No data available



Horse/Jockey Name	Biker
Final Rank	2
Fastest Section Time (Section)	0:11.21 (600m)
Top Speed [km/h] (Section)	65.2 (600m)
Race State	Finished



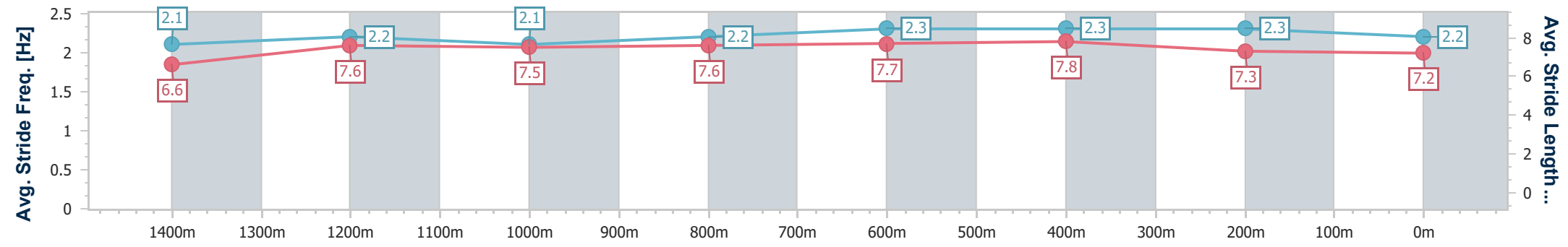
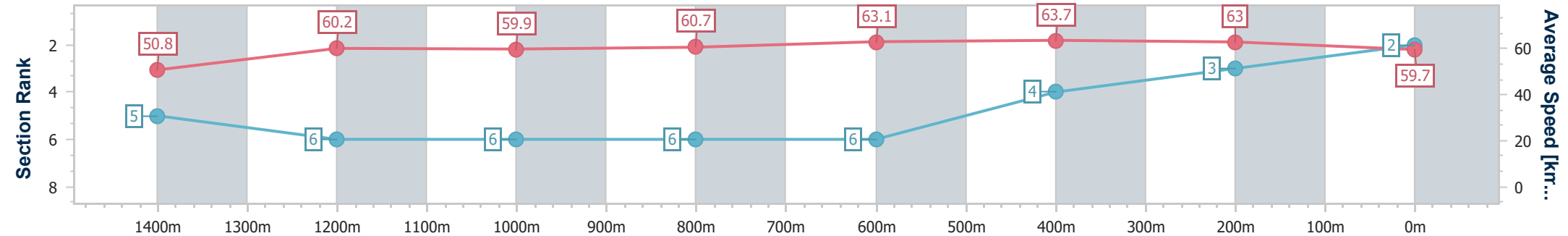
Rockhampton QLD Professional  
Race 3: CAPRICORNIA YEARLING SALE ENTRIES CLOSING  
BENCHMARK 60 Handicap - 1600m



23 January 2025 - 10:30

Track Rating: Good 4, Weather: Hot, Rail Position: +7m Entire

Section	Overall	1400m	1200m	1000m	800m	600m	400m	200m
Section Times	1:36.38 [2] (0:14.16)	1:22.22 [5] (0:11.95)	1:10.27 [6] (0:12.02)	0:58.25 [6] (0:11.92)	0:46.33 [6] (0:11.61)	0:34.72 [6] (0:11.21)	0:23.51 [4] (0:11.43)	0:12.08 [3] (0:12.08)
Average Speed [km/h]	50.8	60.2	59.9	60.7	63.1	63.7	63.0	59.7
Top Speed [km/h]	60.5	60.6	61.0	62.5	64.2	65.2	64.1	61.9
Avg. Dist. to Rail [m]	3.0	0.2	0.2	0.7	2.3	3.4	5.0	5.9
Avg. Stride Freq. [Hz]	2.1	2.2	2.1	2.2	2.3	2.3	2.3	2.2
Avg. Stride Length [m]	6.6	7.6	7.5	7.6	7.7	7.8	7.3	7.2



- [ ] Ranking at each section and finish
- .-.- No data available at this section
- NA No data available



Horse/Jockey Name	Roy's Road
Final Rank	3
Fastest Section Time (Section)	0:11.43 (600m)
Top Speed [km/h] (Section)	64.0 (600m)
Race State	Finished



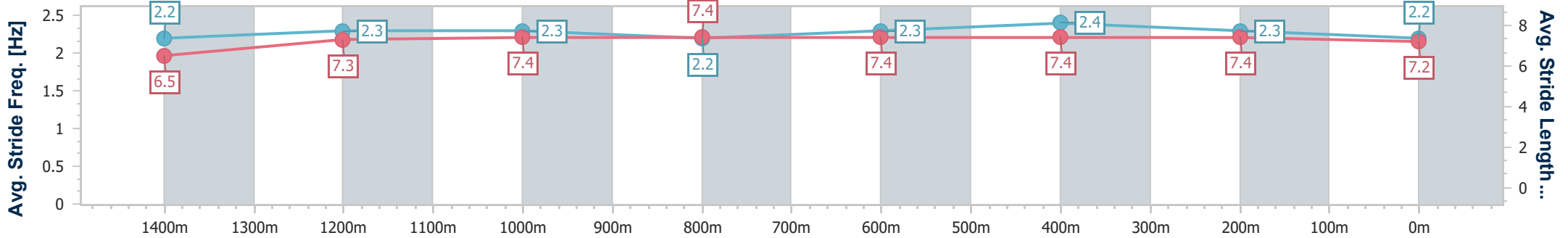
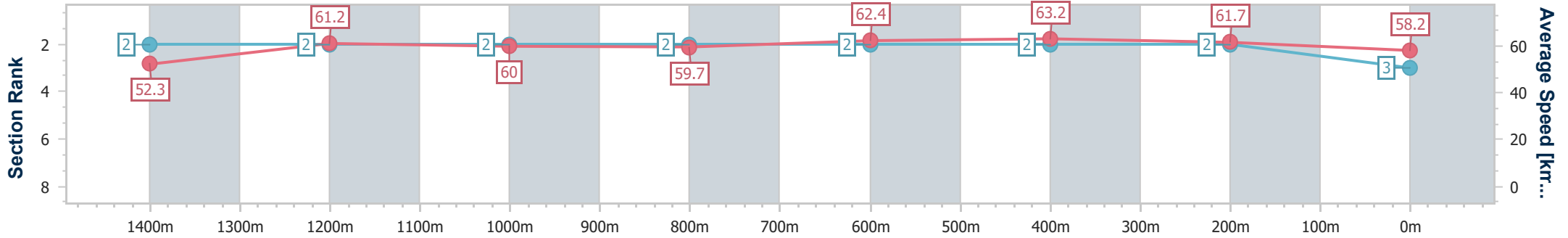
Rockhampton QLD Professional  
Race 3: CAPRICORNIA YEARLING SALE ENTRIES CLOSING  
BENCHMARK 60 Handicap - 1600m



23 January 2025 - 10:30

Track Rating: Good 4, Weather: Hot, Rail Position: +7m Entire

Section	Overall	1400m	1200m	1000m	800m	600m	400m	200m						
Section Times	1:36.65 [3] (0:13.73)	1:22.92 [2] (0:11.80)	1:11.12 [2] (0:11.98)	0:59.14 [2] (0:11.99)	0:47.15 [2] (0:11.68)	0:35.47 [2] (0:11.43)	0:24.04 [2] (0:11.66)	0:12.38 [2] (0:12.38)						
Average Speed [km/h]	52.3	61.2	60.0	59.7	62.4	63.2	61.7	58.2						
Top Speed [km/h]	62.2	61.8	61.1	61.5	63.6	64.0	62.5	60.7						
Avg. Dist. to Rail [m]	2.5	0.2	0.4	1.0	1.6	3.4	2.9	3.3						
Avg. Stride Freq. [Hz]	2.2	2.3	2.3	2.2	2.3	2.4	2.3	2.2						
Avg. Stride Length [m]	6.5	7.3	7.4	7.4	7.4	7.4	7.4	7.2						



- [ ] Ranking at each section and finish
- .-.- No data available at this section
- NA No data available





Horse/Jockey Name	Leica Bita Fun
Final Rank	4
Fastest Section Time (Section)	0:11.47 (600m)
Top Speed [km/h] (Section)	63.4 (600m)
Race State	Finished



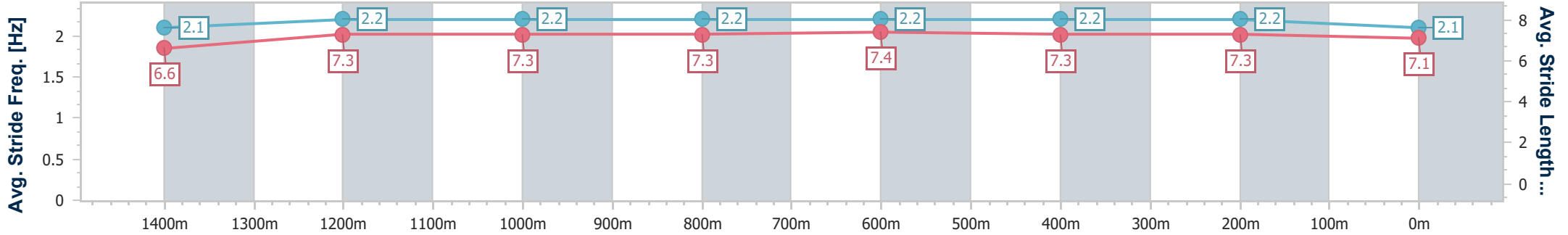
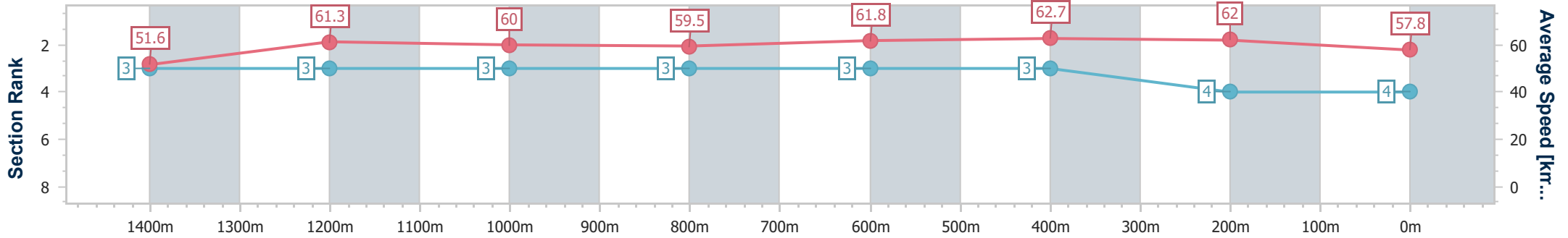
Rockhampton QLD Professional  
Race 3: CAPRICORNIA YEARLING SALE ENTRIES CLOSING  
BENCHMARK 60 Handicap - 1600m

23 January 2025 - 10:30

Track Rating: Good 4, Weather: Hot, Rail Position: +7m Entire



Section	Overall	1400m	1200m	1000m	800m	600m	400m	200m					
Section Times	1:36.93 [4] (0:13.96)	1:22.97 [3] (0:11.75)	1:11.22 [3] (0:11.97)	0:59.25 [3] (0:11.98)	0:47.27 [3] (0:11.69)	0:35.58 [3] (0:11.47)	0:24.11 [3] (0:11.64)	0:12.47 [4] (0:12.47)					
Average Speed [km/h]	51.6	61.3	60.0	59.5	61.8	62.7	62.0	57.8					
Top Speed [km/h]	61.3	61.9	60.7	61.2	62.1	63.4	63.1	60.6					
Avg. Dist. to Rail [m]	1.3	1.6	1.9	1.8	1.1	2.2	2.0	2.0					
Avg. Stride Freq. [Hz]	2.1	2.2	2.2	2.2	2.2	2.2	2.2	2.1					
Avg. Stride Length [m]	6.6	7.3	7.3	7.3	7.4	7.3	7.3	7.1					



- [ ] Ranking at each section and finish
- .-.- No data available at this section
- NA No data available



Horse/Jockey Name	General Wolffe
Final Rank	5
Fastest Section Time (Section)	0:11.33 (600m)
Top Speed [km/h] (Section)	64.8 (800m)
Race State	Finished



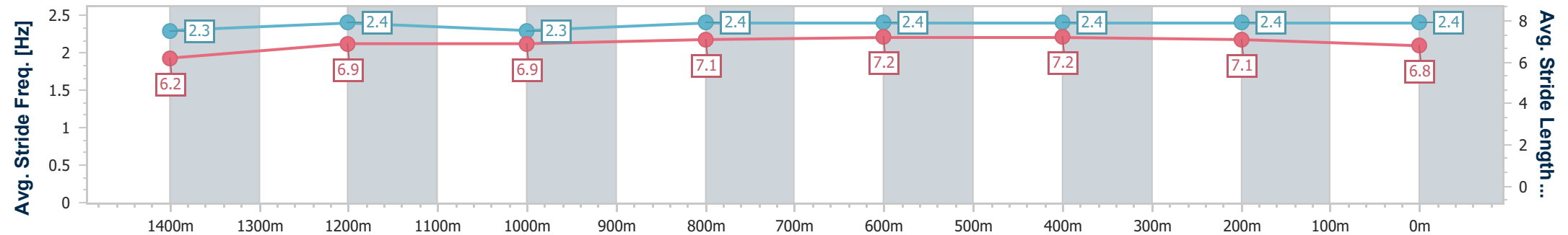
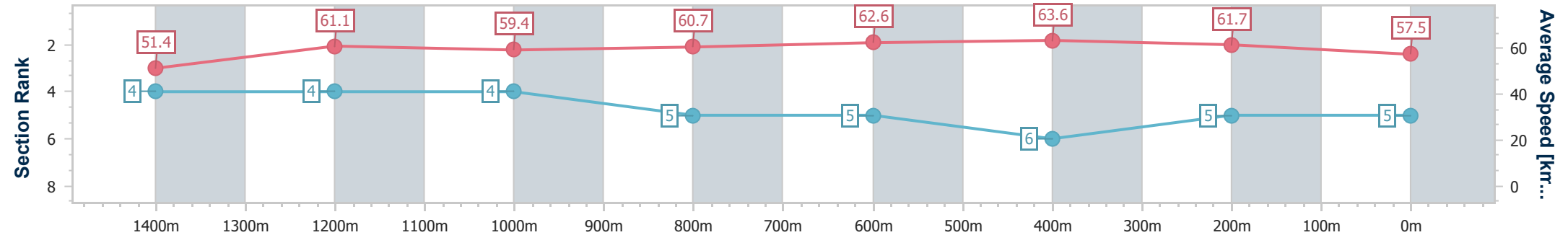
Rockhampton QLD Professional  
Race 3: CAPRICORNIA YEARLING SALE ENTRIES CLOSING  
BENCHMARK 60 Handicap - 1600m

23 January 2025 - 10:30

Track Rating: Good 4, Weather: Hot, Rail Position: +7m Entire



Section	Overall	1400m	1200m	1000m	800m	600m	400m	200m					
Section Times	1:37.17 [5] (0:14.02)	1:23.15 [4] (0:11.78)	1:11.37 [4] (0:12.10)	0:59.27 [4] (0:11.95)	0:47.32 [5] (0:11.79)	0:35.53 [5] (0:11.33)	0:24.20 [6] (0:11.68)	0:12.52 [5] (0:12.52)					
Average Speed [km/h]	51.4	61.1	59.4	60.7	62.6	63.6	61.7	57.5					
Top Speed [km/h]	61.2	61.8	60.2	61.4	64.8	64.3	63.5	60.1					
Avg. Dist. to Rail [m]	1.0	0.3	0.3	1.0	3.2	4.5	6.1	6.1					
Avg. Stride Freq. [Hz]	2.3	2.4	2.3	2.4	2.4	2.4	2.4	2.4					
Avg. Stride Length [m]	6.2	6.9	6.9	7.1	7.2	7.2	7.1	6.8					



- [ ] Ranking at each section and finish
- .-.- No data available at this section
- NA No data available



Horse/Jockey Name	Whatjeudoin'
Final Rank	6
Fastest Section Time (Section)	0:11.48 (600m)
Top Speed [km/h] (Section)	64.3 (800m)
Race State	Finished



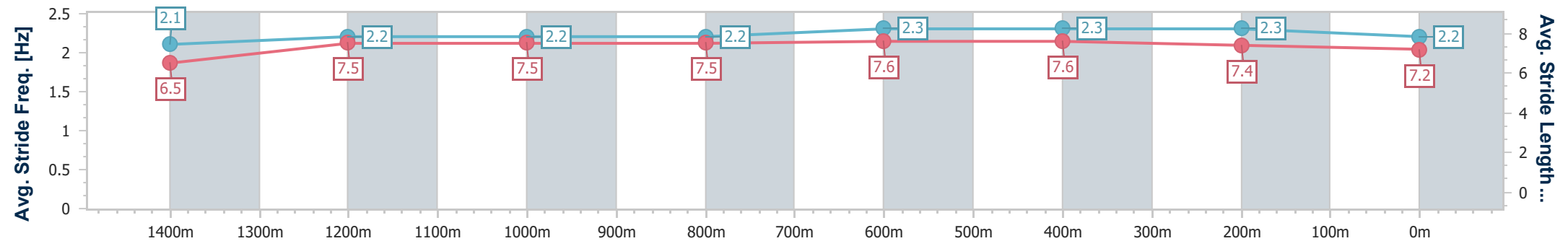
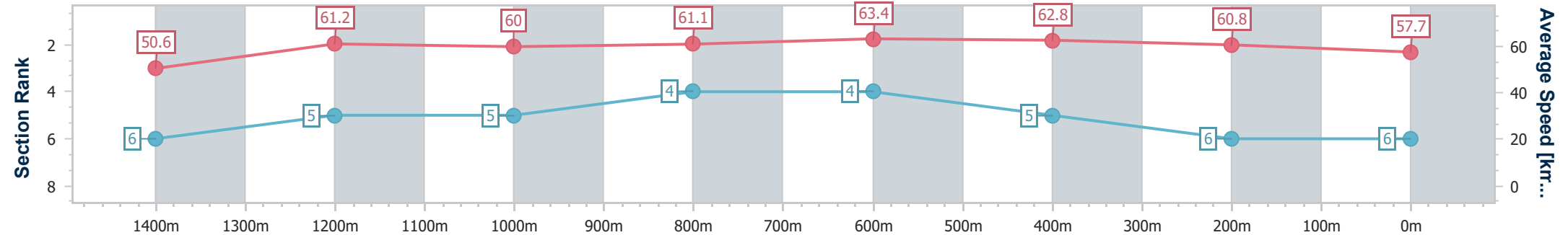
Rockhampton QLD Professional  
Race 3: CAPRICORNIA YEARLING SALE ENTRIES CLOSING  
BENCHMARK 60 Handicap - 1600m



23 January 2025 - 10:30

Track Rating: Good 4, Weather: Hot, Rail Position: +7m Entire

Section	Overall	1400m	1200m	1000m	800m	600m	400m	200m
Section Times	1:37.18 [6] (0:14.22)	1:22.96 [6] (0:11.75)	1:11.21 [5] (0:11.96)	0:59.25 [5] (0:11.74)	0:47.51 [4] (0:11.72)	0:35.79 [4] (0:11.48)	0:24.31 [5] (0:11.83)	0:12.48 [6] (0:12.48)
Average Speed [km/h]	50.6	61.2	60.0	61.1	63.4	62.8	60.8	57.7
Top Speed [km/h]	61.5	61.9	60.4	63.4	64.3	63.6	62.2	59.9
Avg. Dist. to Rail [m]	1.2	2.3	2.5	1.7	4.1	5.0	4.4	3.8
Avg. Stride Freq. [Hz]	2.1	2.2	2.2	2.2	2.3	2.3	2.3	2.2
Avg. Stride Length [m]	6.5	7.5	7.5	7.5	7.6	7.6	7.4	7.2



- [ ] Ranking at each section and finish
- .-.- No data available at this section
- NA No data available

# Rockhampton QLD Professional

## Race 4: JOIN THE RJC GOLD CLUB Class 1 Handicap - 1300m

23 January 2025 - 11:01

Track Rating: Good 4, Weather: Hot, Rail Position: +7m Entire

Section		Field Times										Last 600m				
		Overall	1200m	1000m	800m	600m	400m						0:34.99			
		1:15.88 (0:07.51)	1:08.37 (0:10.66)	0:57.71 (0:11.01)	0:46.70 (0:11.71)	0:34.99 (0:11.39)	0:23.60 (0:11.50)									
Rank	TAB	Horse/Jockey	Barrier	Top Speed [km/h]	Fastest Section											Distance Travelled [m]
1	5	<b>OUTBACK BANDIT</b> Sean Cormack	9	67.7 600m	0:08.23 Overall	1:15.88 [1] (0:08.23)	1:07.65 [9] (0:11.26)	0:56.39 [9] (0:11.11)	0:45.28 [9] (0:11.39)	0:33.89 [9] (0:11.09)	0:22.80 [9] (0:11.02)	0:33.89				
2	1	<b>FORTRESS AUSTRALIA</b> Ashley Butler	6	67.7 1200m	0:07.90 Overall	1:16.08 [2] (0:07.90)	1:08.18 [5] (0:10.91)	0:57.27 [4] (0:10.91)	0:46.36 [4] (0:11.65)	0:34.71 [4] (0:11.12)	0:23.59 [4] (0:11.29)	0:34.71 +4				
3	7	<b>MONDAY CHOICE</b> Tasha Chambers	1	68.0 1000m	0:07.67 Overall	1:16.10 [3] (0:07.67)	1:08.43 [3] (0:10.87)	0:57.56 [2] (0:10.94)	0:46.62 [2] (0:11.67)	0:34.95 [3] (0:11.25)	0:23.70 [3] (0:11.42)	0:34.95 +1				
4	4	<b>CELEBRITY'S BEAU</b> Liv O'Donnell	8	68.0 1200m	0:07.88 Overall	1:16.31 [4] (0:07.88)	1:08.43 [4] (0:11.08)	0:57.35 [5] (0:10.95)	0:46.40 [5] (0:11.61)	0:34.79 [6] (0:11.11)	0:23.68 [5] (0:11.35)	0:34.79 +2				
5	3	<b>PHANTOM FLIGHT</b> Jackson Murphy	7	66.6 1000m	0:08.14 Overall	1:16.54 [5] (0:08.14)	1:08.40 [7] (0:11.12)	0:57.28 [8] (0:11.16)	0:46.12 [8] (0:11.43)	0:34.69 [8] (0:11.14)	0:23.55 [7] (0:11.18)	0:34.69 +3				
6	2	<b>MOISSANITE</b> Adam Sewell	2	66.7 1000m	0:08.18 Overall	1:16.64 [6] (0:08.18)	1:08.46 [8] (0:11.07)	0:57.39 [7] (0:11.05)	0:46.34 [7] (0:11.54)	0:34.80 [7] (0:11.21)	0:23.59 [8] (0:11.35)	0:34.80 -1				
7	6	<b>IRISH ROCKET</b> Nikki Olzard	5	68.0 1000m	0:07.58 Overall	1:16.83 [7] (0:07.58)	1:09.25 [2] (0:10.98)	0:58.27 [3] (0:11.03)	0:47.24 [3] (0:11.55)	0:35.69 [2] (0:11.24)	0:24.45 [2] (0:11.62)	0:35.69 +6				
8	8	<b>D'ESPRIT</b> Justin Stanley	3	67.9 1000m	0:07.51 Overall	1:16.96 [8] (0:07.51)	1:09.45 [1] (0:10.66)	0:58.79 [1] (0:11.01)	0:47.78 [1] (0:11.71)	0:36.07 [1] (0:11.39)	0:24.68 [1] (0:11.66)	0:36.07 +2				
9	9	<b>ROCKY REBEL</b> Amy Graham	4	67.5 1000m	0:07.98 Overall	1:17.71 [9] (0:07.98)	1:09.73 [6] (0:11.02)	0:58.71 [6] (0:10.92)	0:47.79 [6] (0:11.50)	0:36.29 [5] (0:11.27)	0:25.02 [6] (0:11.75)	0:36.29 -6				



# Rockhampton QLD Professional

## Race 4: JOIN THE RJC GOLD CLUB Class 1 Handicap - 1300m

23 January 2025 - 11:01



Track Rating: Good 4, Weather: Hot, Rail Position: +7m Entire

Section							200m			Last 600m
Field Times							0:12.10			0:34.99
Rank	TAB	Horse/Jockey	Barrier	Top Speed [km/h]	Fastest Section	Margin				Distance Travelled [m]
1	5	<b>OUTBACK BANDIT</b> Sean Cormack	9	67.7 600m	0:08.23 Overall	0:11.78 [6] (0:11.78)	1:15.88		0:33.89	
2	1	<b>FORTRESS AUSTRALIA</b> Ashley Butler	6	67.7 1200m	0:07.90 Overall	0:12.30 [1] (0:12.30)	1.19L		0:34.71	+4
3	7	<b>MONDAY CHOICE</b> Tasha Chambers	1	68.0 1000m	0:07.67 Overall	0:12.28 [2] (0:12.28)	1.31L		0:34.95	+1
4	4	<b>CELEBRITY'S BEAU</b> Liv O'Donnell	8	68.0 1200m	0:07.88 Overall	0:12.33 [4] (0:12.33)	2.55L		0:34.79	+2
5	3	<b>PHANTOM FLIGHT</b> Jackson Murphy	7	66.6 1000m	0:08.14 Overall	0:12.37 [7] (0:12.37)	3.9L		0:34.69	+3
6	2	<b>MOISSANITE</b> Adam Sewell	2	66.7 1000m	0:08.18 Overall	0:12.24 [8] (0:12.24)	4.5L		0:34.80	-1
7	6	<b>IRISH ROCKET</b> Nikki Olzard	5	68.0 1000m	0:07.58 Overall	0:12.83 [5] (0:12.83)	5.61L		0:35.69	+6
8	8	<b>D'ESPRIT</b> Justin Stanley	3	67.9 1000m	0:07.51 Overall	0:13.02 [3] (0:13.02)	6.33L		0:36.07	+2
9	9	<b>ROCKY REBEL</b> Amy Graham	4	67.5 1000m	0:07.98 Overall	0:13.27 [9] (0:13.27)	10.74L		0:36.29	-6

[ ] Ranking at each section and finish  
 -:-:- No data available at this section  
 NA No data available

SCN Saddle cloth number  
 DNF Did not finish  
 DNT Did not track



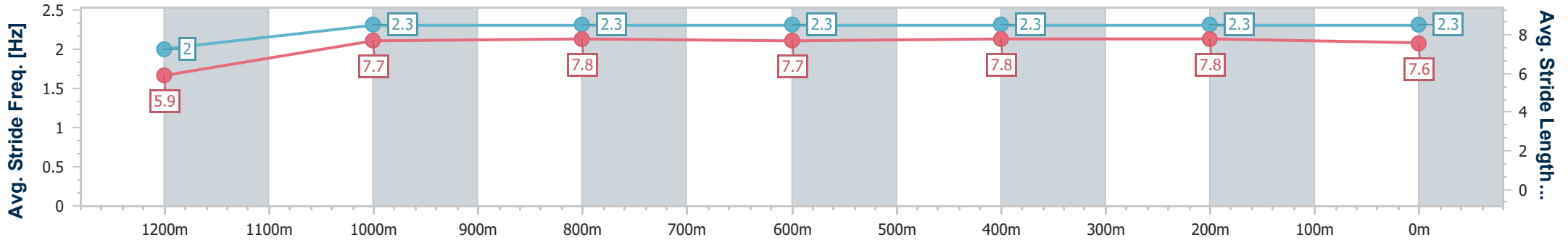
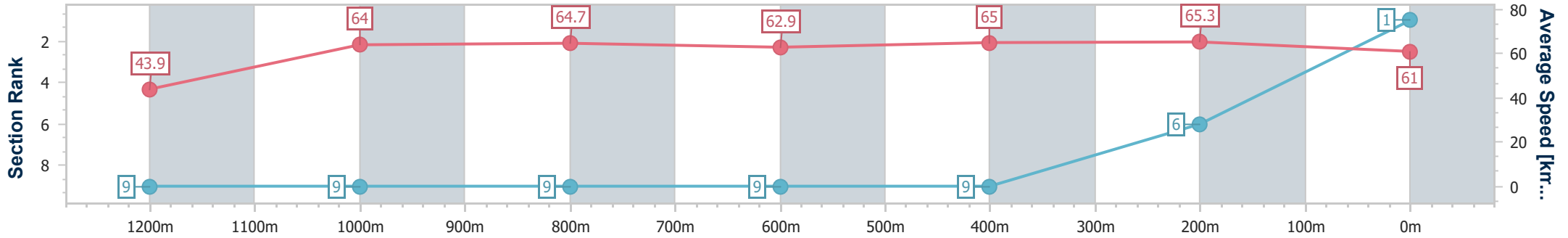
Horse/Jockey Name	Outback Bandit
Final Rank	1
Fastest Section Time (Section)	0:08.23 (Overall)
Top Speed [km/h] (Section)	67.7 (600m)
Race State	Finished



Rockhampton QLD Professional  
 Race 4: JOIN THE RJC GOLD CLUB Class 1 Handicap - 1300m  
 23 January 2025 - 11:01  
 Track Rating: Good 4, Weather: Hot, Rail Position: +7m Entire



Section	Overall	1200m	1000m	800m	600m	400m	200m
Section Times	1:15.88 [1] (0:08.23)	1:07.65 [9] (0:11.26)	0:56.39 [9] (0:11.11)	0:45.28 [9] (0:11.39)	0:33.89 [9] (0:11.09)	0:22.80 [9] (0:11.02)	0:11.78 [6]
Average Speed [km/h]	43.9	64.0	64.7	62.9	65.0	65.3	61.0
Top Speed [km/h]	59.7	66.7	67.3	63.9	67.7	67.3	63.3
Avg. Dist. to Rail [m]	7.5	1.0	0.6	0.8	2.1	3.4	2.5
Avg. Stride Freq. [Hz]	2.0	2.3	2.3	2.3	2.3	2.3	2.3
Avg. Stride Length [m]	5.9	7.7	7.8	7.7	7.8	7.8	7.6



- [ ] Ranking at each section and finish
- .-.- No data available at this section
- NA No data available



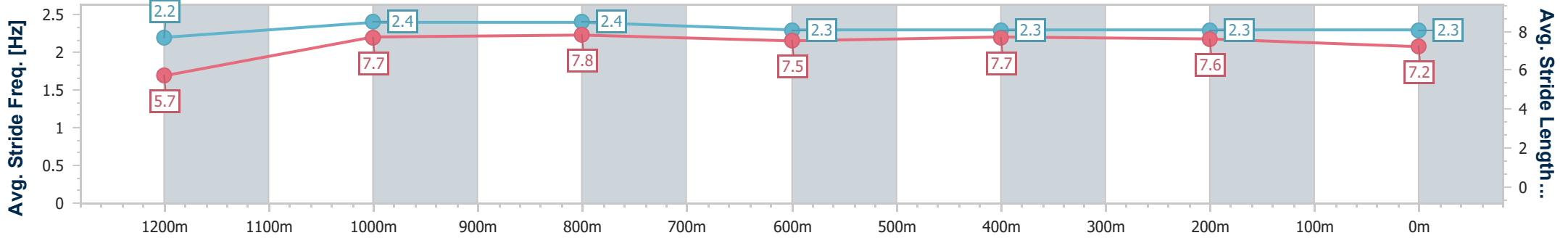
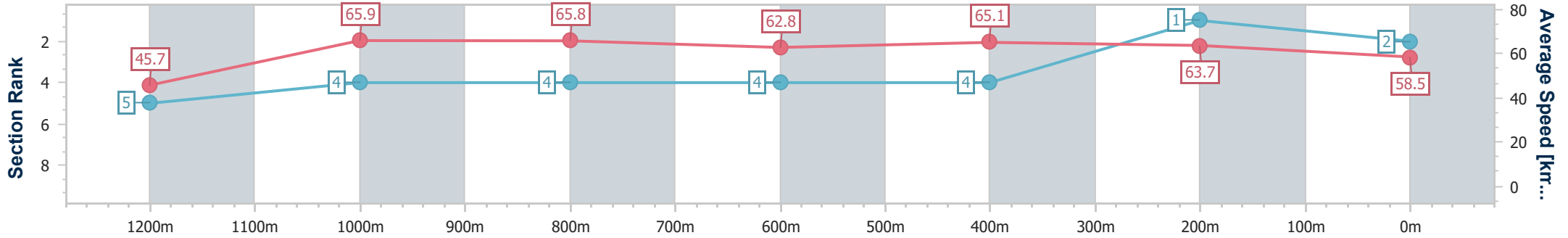
Horse/Jockey Name	Fortress Australia
Final Rank	2
Fastest Section Time (Section)	0:07.90 (Overall)
Top Speed [km/h] (Section)	67.7 (1200m)
Race State	Finished



Rockhampton QLD Professional  
 Race 4: JOIN THE RJC GOLD CLUB Class 1 Handicap - 1300m  
 23 January 2025 - 11:01  
 Track Rating: Good 4, Weather: Hot, Rail Position: +7m Entire



Section	Overall	1200m	1000m	800m	600m	400m	200m
Section Times	1:16.08 [2] (0:07.90)	1:08.18 [5] (0:10.91)	0:57.27 [4] (0:10.91)	0:46.36 [4] (0:11.65)	0:34.71 [4] (0:11.12)	0:23.59 [4] (0:11.29)	0:12.30 [1] (0:12.30)
Average Speed [km/h]	45.7	65.9	65.8	62.8	65.1	63.7	58.5
Top Speed [km/h]	61.7	67.7	67.6	64.7	66.8	66.6	61.3
Avg. Dist. to Rail [m]	4.5	1.4	1.0	2.3	4.4	5.3	3.8
Avg. Stride Freq. [Hz]	2.2	2.4	2.4	2.3	2.3	2.3	2.3
Avg. Stride Length [m]	5.7	7.7	7.8	7.5	7.7	7.6	7.2



- [ ] Ranking at each section and finish
- .-.- No data available at this section
- NA No data available



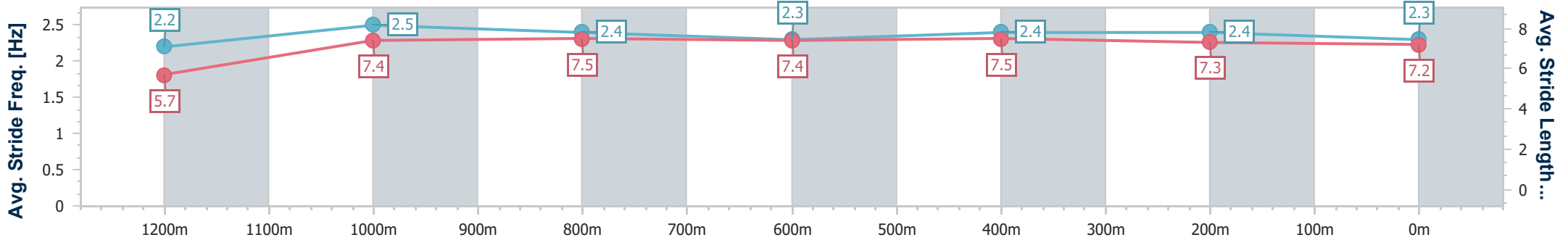
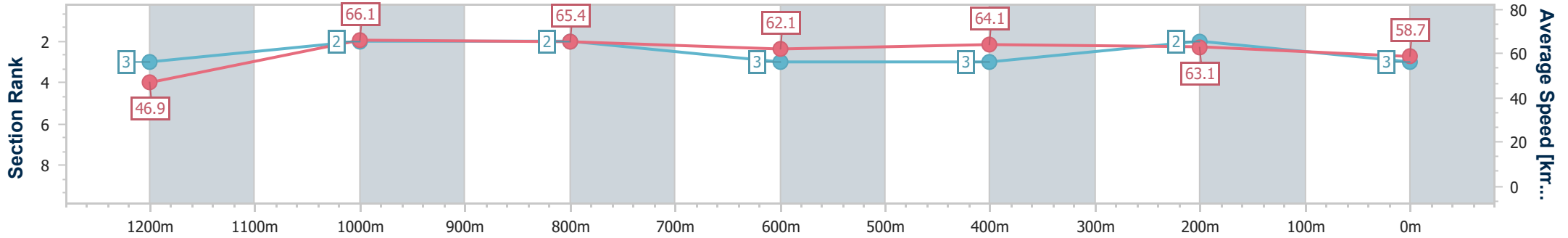
Horse/Jockey Name	Monday Choice
Final Rank	3
Fastest Section Time (Section)	0:07.67 (Overall)
Top Speed [km/h] (Section)	68.0 (1000m)
Race State	Finished



Rockhampton QLD Professional  
 Race 4: JOIN THE RJC GOLD CLUB Class 1 Handicap - 1300m  
 23 January 2025 - 11:01  
 Track Rating: Good 4, Weather: Hot, Rail Position: +7m Entire



Section	Overall	1200m	1000m	800m	600m	400m	200m
Section Times	1:16.10 [3] (0:07.67)	1:08.43 [3] (0:10.87)	0:57.56 [2] (0:10.94)	0:46.62 [2] (0:11.67)	0:34.95 [3] (0:11.25)	0:23.70 [3] (0:11.42)	0:12.28 [2] (0:12.28)
Average Speed [km/h]	46.9	66.1	65.4	62.1	64.1	63.1	58.7
Top Speed [km/h]	64.9	67.3	68.0	64.1	65.1	64.4	61.7
Avg. Dist. to Rail [m]	1.4	2.1	1.2	1.0	2.8	3.9	4.0
Avg. Stride Freq. [Hz]	2.2	2.5	2.4	2.3	2.4	2.4	2.3
Avg. Stride Length [m]	5.7	7.4	7.5	7.4	7.5	7.3	7.2



- [ ] Ranking at each section and finish
- .-.- No data available at this section
- NA No data available





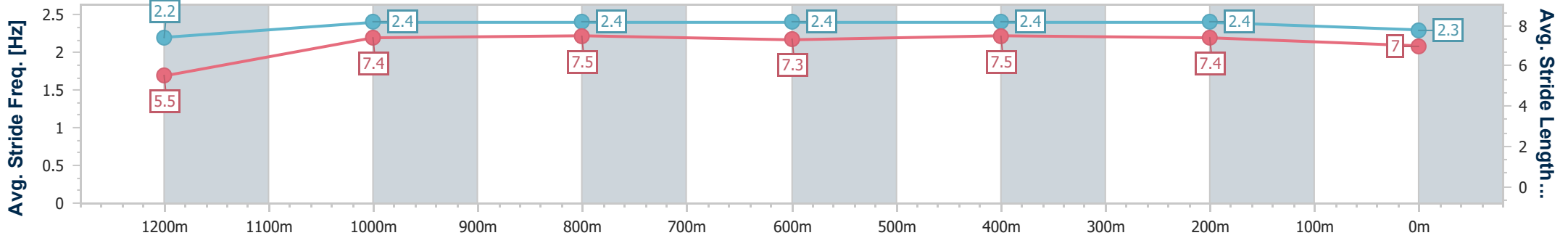
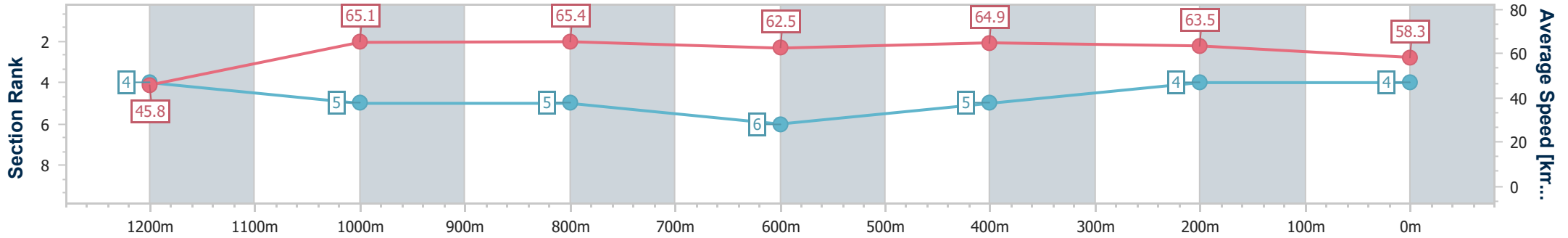
Horse/Jockey Name	Celebrity's Beau
Final Rank	4
Fastest Section Time (Section)	0:07.88 (Overall)
Top Speed [km/h] (Section)	68.0 (1200m)
Race State	Finished



Rockhampton QLD Professional  
 Race 4: JOIN THE RJC GOLD CLUB Class 1 Handicap - 1300m  
 23 January 2025 - 11:01  
 Track Rating: Good 4, Weather: Hot, Rail Position: +7m Entire



Section	Overall	1200m	1000m	800m	600m	400m	200m
Section Times	1:16.31 [4] (0:07.88)	1:08.43 [4] (0:11.08)	0:57.35 [5] (0:10.95)	0:46.40 [5] (0:11.61)	0:34.79 [6] (0:11.11)	0:23.68 [5] (0:11.35)	0:12.33 [4] (0:12.33)
Average Speed [km/h]	45.8	65.1	65.4	62.5	64.9	63.5	58.3
Top Speed [km/h]	62.1	68.0	67.8	65.3	66.5	66.1	62.8
Avg. Dist. to Rail [m]	6.3	1.0	0.8	1.2	3.6	6.5	6.8
Avg. Stride Freq. [Hz]	2.2	2.4	2.4	2.4	2.4	2.4	2.3
Avg. Stride Length [m]	5.5	7.4	7.5	7.3	7.5	7.4	7.0



- [ ] Ranking at each section and finish
- .-.- No data available at this section
- NA No data available



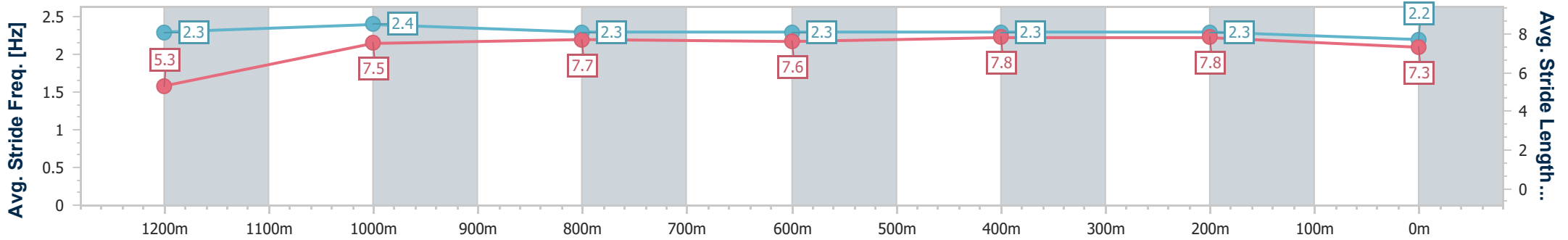
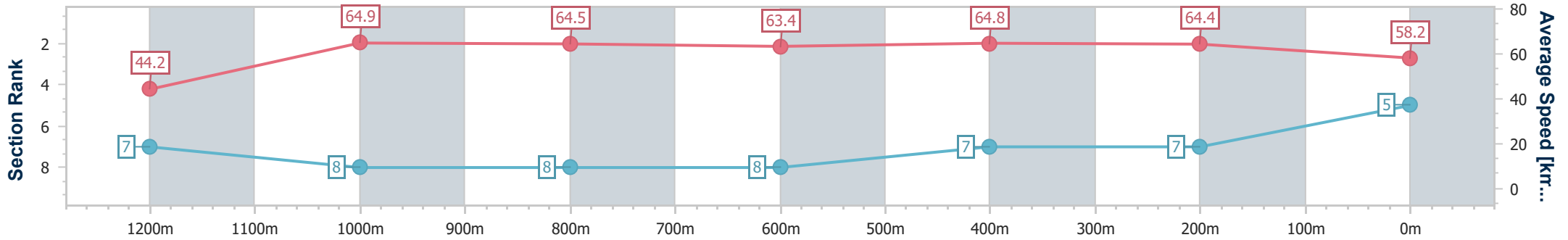
Horse/Jockey Name	Phantom Flight
Final Rank	5
Fastest Section Time (Section)	0:08.14 (Overall)
Top Speed [km/h] (Section)	66.6 (1000m)
Race State	Finished



Rockhampton QLD Professional  
 Race 4: JOIN THE RJC GOLD CLUB Class 1 Handicap - 1300m  
 23 January 2025 - 11:01  
 Track Rating: Good 4, Weather: Hot, Rail Position: +7m Entire



Section	Overall	1200m	1000m	800m	600m	400m	200m
Section Times	1:16.54 [5] (0:08.14)	1:08.40 [7] (0:11.12)	0:57.28 [8] (0:11.16)	0:46.12 [8] (0:11.43)	0:34.69 [8] (0:11.14)	0:23.55 [7] (0:11.18)	0:12.37 [7] (0:12.37)
Average Speed [km/h]	44.2	64.9	64.5	63.4	64.8	64.4	58.2
Top Speed [km/h]	62.7	66.2	66.6	64.6	66.0	65.6	62.0
Avg. Dist. to Rail [m]	4.5	0.2	0.4	0.8	3.5	6.0	7.2
Avg. Stride Freq. [Hz]	2.3	2.4	2.3	2.3	2.3	2.3	2.2
Avg. Stride Length [m]	5.3	7.5	7.7	7.6	7.8	7.8	7.3



- [ ] Ranking at each section and finish
- .-.- No data available at this section
- NA No data available



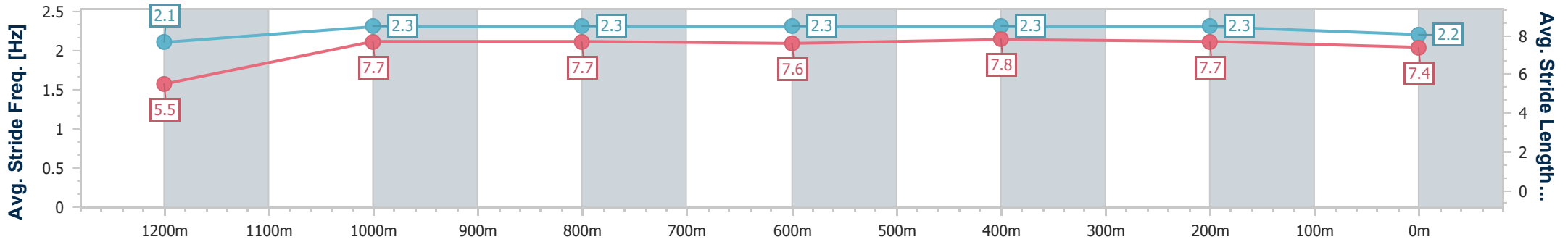
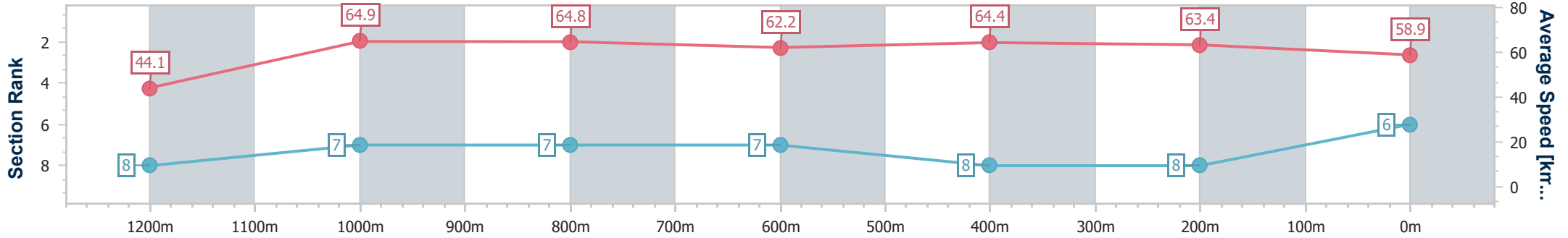
Horse/Jockey Name	Moissanite
Final Rank	6
Fastest Section Time (Section)	0:08.18 (Overall)
Top Speed [km/h] (Section)	66.7 (1000m)
Race State	Finished



Rockhampton QLD Professional  
 Race 4: JOIN THE RJC GOLD CLUB Class 1 Handicap - 1300m  
 23 January 2025 - 11:01  
 Track Rating: Good 4, Weather: Hot, Rail Position: +7m Entire



Section	Overall	1200m	1000m	800m	600m	400m	200m
Section Times	1:16.64 [6] (0:08.18)	1:08.46 [8] (0:11.07)	0:57.39 [7] (0:11.05)	0:46.34 [7] (0:11.54)	0:34.80 [7] (0:11.21)	0:23.59 [8] (0:11.35)	0:12.24 [8] (0:12.24)
Average Speed [km/h]	44.1	64.9	64.8	62.2	64.4	63.4	58.9
Top Speed [km/h]	61.1	66.7	66.7	63.3	65.4	64.7	61.2
Avg. Dist. to Rail [m]	1.5	0.7	1.1	0.7	1.6	3.3	4.3
Avg. Stride Freq. [Hz]	2.1	2.3	2.3	2.3	2.3	2.3	2.2
Avg. Stride Length [m]	5.5	7.7	7.7	7.6	7.8	7.7	7.4



- [ ] Ranking at each section and finish
- .-.- No data available at this section
- NA No data available



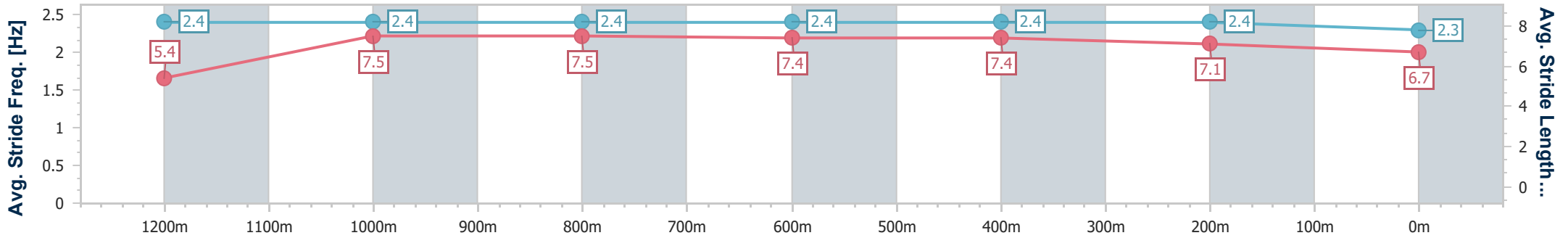
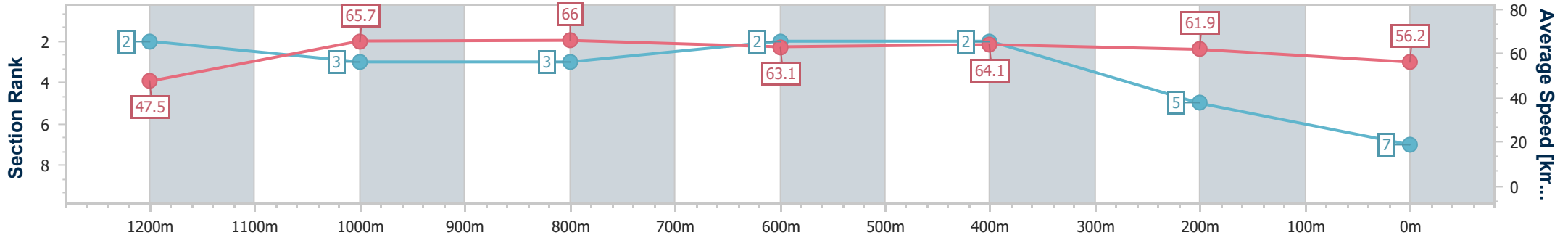
Horse/Jockey Name	Irish Rocket
Final Rank	7
Fastest Section Time (Section)	0:07.58 (Overall)
Top Speed [km/h] (Section)	68.0 (1000m)
Race State	Finished



Rockhampton QLD Professional  
 Race 4: JOIN THE RJC GOLD CLUB Class 1 Handicap - 1300m  
 23 January 2025 - 11:01  
 Track Rating: Good 4, Weather: Hot, Rail Position: +7m Entire



Section	Overall	1200m	1000m	800m	600m	400m	200m
Section Times	1:16.83 [7] (0:07.58)	1:09.25 [2] (0:10.98)	0:58.27 [3] (0:11.03)	0:47.24 [3] (0:11.55)	0:35.69 [2] (0:11.24)	0:24.45 [2] (0:11.62)	0:12.83 [5] (0:12.83)
Average Speed [km/h]	47.5	65.7	66.0	63.1	64.1	61.9	56.2
Top Speed [km/h]	63.0	67.3	68.0	64.9	65.2	64.3	59.7
Avg. Dist. to Rail [m]	3.8	1.1	1.7	1.4	3.5	5.6	5.4
Avg. Stride Freq. [Hz]	2.4	2.4	2.4	2.4	2.4	2.4	2.3
Avg. Stride Length [m]	5.4	7.5	7.5	7.4	7.4	7.1	6.7



- [ ] Ranking at each section and finish
- .-.- No data available at this section
- NA No data available



Horse/Jockey Name	D'esprit
Final Rank	8
Fastest Section Time (Section)	0:07.51 (Overall)
Top Speed [km/h] (Section)	67.9 (1000m)
Race State	Finished



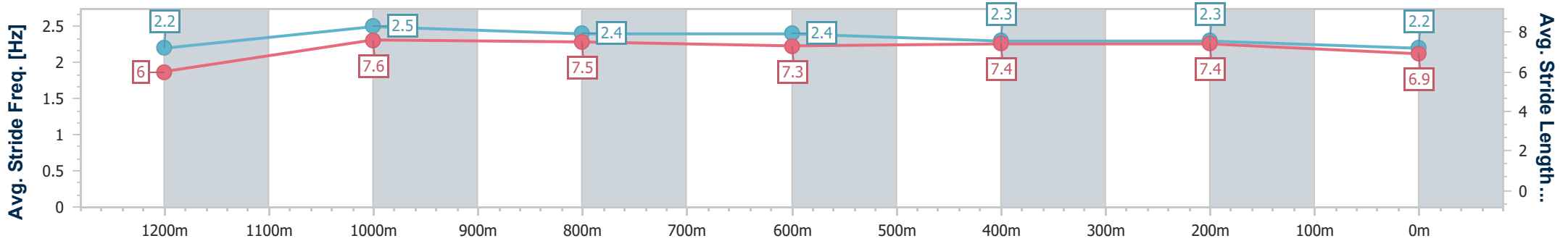
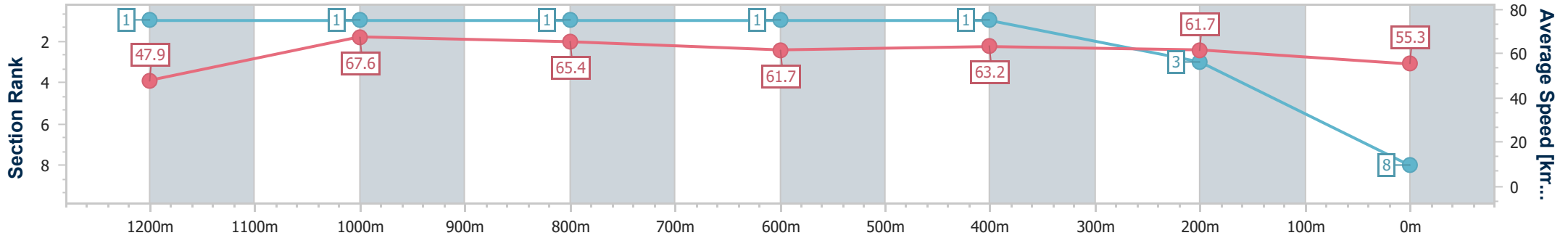
Rockhampton QLD Professional  
Race 4: JOIN THE RJC GOLD CLUB Class 1 Handicap - 1300m



23 January 2025 - 11:01

Track Rating: Good 4, Weather: Hot, Rail Position: +7m Entire

Section	Overall	1200m	1000m	800m	600m	400m	200m
Section Times	1:16.96 [8] (0:07.51)	1:09.45 [1] (0:10.66)	0:58.79 [1] (0:11.01)	0:47.78 [1] (0:11.71)	0:36.07 [1] (0:11.39)	0:24.68 [1] (0:11.66)	0:13.02 [3]
Average Speed [km/h]	47.9	67.6	65.4	61.7	63.2	61.7	55.3
Top Speed [km/h]	64.7	67.8	67.9	63.2	64.5	64.5	59.2
Avg. Dist. to Rail [m]	2.5	0.3	0.3	0.3	1.0	1.3	2.2
Avg. Stride Freq. [Hz]	2.2	2.5	2.4	2.4	2.3	2.3	2.2
Avg. Stride Length [m]	6.0	7.6	7.5	7.3	7.4	7.4	6.9





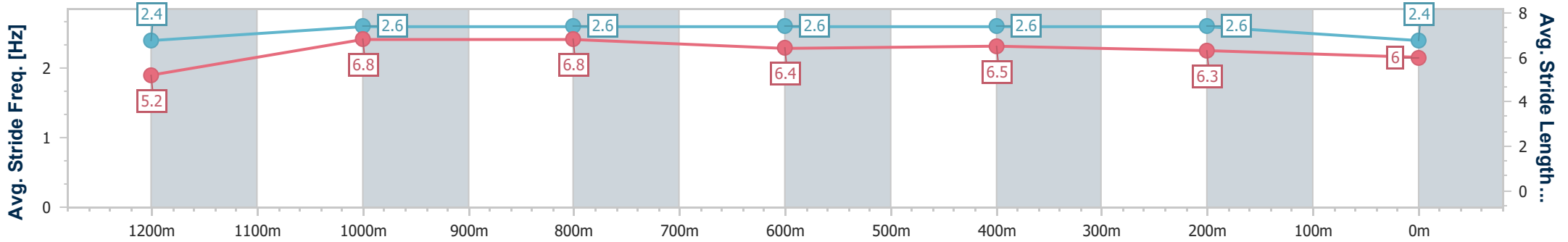
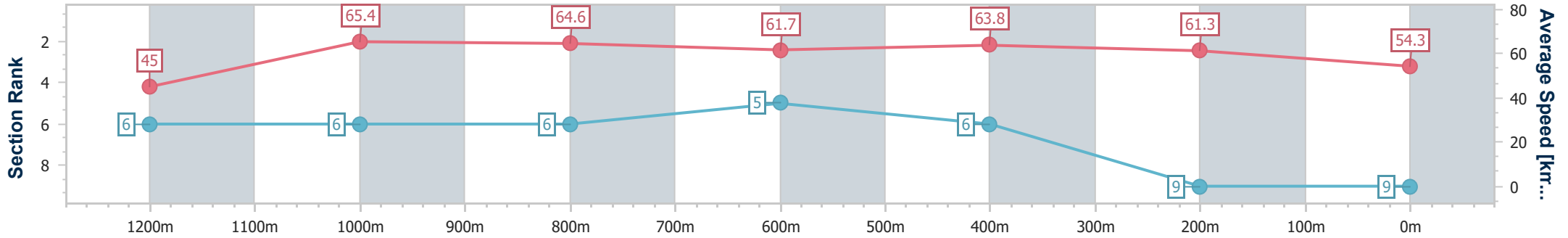
Horse/Jockey Name	Rocky Rebel
Final Rank	9
Fastest Section Time (Section)	0:07.98 (Overall)
Top Speed [km/h] (Section)	67.5 (1000m)
Race State	Finished



Rockhampton QLD Professional  
 Race 4: JOIN THE RJC GOLD CLUB Class 1 Handicap - 1300m  
 23 January 2025 - 11:01  
 Track Rating: Good 4, Weather: Hot, Rail Position: +7m Entire



Section	Overall	1200m	1000m	800m	600m	400m	200m
Section Times	1:17.71 [9] (0:07.98)	1:09.73 [6] (0:11.02)	0:58.71 [6] (0:10.92)	0:47.79 [6] (0:11.50)	0:36.29 [5] (0:11.27)	0:25.02 [6] (0:11.75)	0:13.27 [9] (0:13.27)
Average Speed [km/h]	45.0	65.4	64.6	61.7	63.8	61.3	54.3
Top Speed [km/h]	63.4	67.2	67.5	63.9	65.1	63.8	58.5
Avg. Dist. to Rail [m]	3.1	1.5	2.9	2.0	1.5	2.6	2.9
Avg. Stride Freq. [Hz]	2.4	2.6	2.6	2.6	2.6	2.6	2.4
Avg. Stride Length [m]	5.2	6.8	6.8	6.4	6.5	6.3	6.0



- [ ] Ranking at each section and finish
- .-.- No data available at this section
- NA No data available

Track Rating: Good 4, Weather: Hot, Rail Position: +7m Entire

Section												Last 600m	
Field Times		Overall	1200m	1000m	800m	600m	400m						0:34.72
		(0:12.52)	(0:11.36)	(0:11.71)	(0:11.93)	(0:11.45)	(0:11.47)						
Rank	TAB	Horse/Jockey	Barrier	Top Speed [km/h]	Fastest Section								Distance Travelled [m]
1	1	<b>CONNEWARRE</b> Olivia Kendal	2	66.4 600m	0:11.19 400m	1:22.24 [1] (0:12.93)	1:09.31 [6] (0:11.54)	0:57.77 [7] (0:11.74)	0:46.03 [7] (0:11.84)	0:34.19 [6] (0:11.20)	0:22.99 [6] (0:11.19)	0:34.19	
2	3	<b>DECIDUOUS</b> Raul Silvera Olivera	6	66.0 600m	0:11.26 600m	1:22.44 [2] (0:12.71)	1:09.73 [3] (0:11.43)	0:58.30 [4] (0:11.72)	0:46.58 [5] (0:12.04)	0:34.54 [5] (0:11.26)	0:23.28 [5] (0:11.28)	0:34.54	+2
3	2	<b>ASTRA STAR</b> Jackson Murphy	1	65.2 600m	0:11.35 600m	1:22.90 [3] (0:12.78)	1:10.12 [4] (0:11.39)	0:58.73 [5] (0:11.68)	0:47.05 [4] (0:11.95)	0:35.10 [4] (0:11.35)	0:23.75 [4] (0:11.55)	0:35.10	-1
4	6	<b>HOLY CROWN</b> Georgina Cartwright	5	65.4 600m	0:11.34 600m	1:23.11 [4] (0:12.61)	1:10.50 [2] (0:11.37)	0:59.13 [2] (0:11.67)	0:47.46 [2] (0:11.98)	0:35.48 [2] (0:11.34)	0:24.14 [1] (0:11.54)	0:35.48	+1
5	4	<b>LENNY ROCKET</b> Nikki Olzard	3	64.4 1200m	0:11.36 1200m	1:23.53 [5] (0:12.52)	1:11.01 [1] (0:11.36)	0:59.65 [1] (0:11.71)	0:47.94 [1] (0:11.93)	0:36.01 [1] (0:11.48)	0:24.53 [3] (0:11.77)	0:36.01	-3
6	7	<b>PRIOR THOUGHTS</b> Kelsey Lenton	7	64.9 600m	0:11.25 600m	1:24.01 [6] (0:12.81)	1:11.20 [5] (0:11.33)	0:59.87 [3] (0:11.68)	0:48.19 [3] (0:11.91)	0:36.28 [3] (0:11.25)	0:25.03 [2] (0:11.76)	0:36.28	+6
7	5	<b>CHILL OUT MISS</b> Chris Meehan	4	64.6 600m	0:11.28 600m	1:24.18 [7] (0:12.96)	1:11.22 [7] (0:11.43)	0:59.79 [6] (0:11.81)	0:47.98 [6] (0:11.99)	0:35.99 [7] (0:11.28)	0:24.71 [7] (0:11.63)	0:35.99	-1

Scratched: Not A Guru (#8)



# Rockhampton QLD Professional

## Race 5: CENTRE STATE SIGNS Class 3 Plate - 1400m

23 January 2025 - 11:30



Track Rating: Good 4, Weather: Hot, Rail Position: +7m Entire

Section							200m			Last 600m
Field Times							0:11.80			0:34.72
							(0:11.80)			
Rank	TAB	Horse/Jockey	Barrier	Top Speed [km/h]	Fastest Section	Margin				Distance Travelled [m]
1	1	<b>CONNEWARRE</b>	2	66.4	0:11.19	0:11.80 [1]	1:22.24			0:34.19
		Olivia Kendal		600m	400m	(0:11.80)				
2	3	<b>DECIDUOUS</b>	6	66.0	0:11.26	0:12.00 [2]	1.2L			0:34.54 +2
		Raul Silvera Olivera		600m	600m	(0:12.00)				
3	2	<b>ASTRA STAR</b>	1	65.2	0:11.35	0:12.20 [4]	3.88L			0:35.10 -1
		Jackson Murphy		600m	600m	(0:12.20)				
4	6	<b>HOLY CROWN</b>	5	65.4	0:11.34	0:12.60 [3]	5.12L			0:35.48 +1
		Georgina Cartwright		600m	600m	(0:12.60)				
5	4	<b>LENNY ROCKET</b>	3	64.4	0:11.36	0:12.76 [6]	7.59L			0:36.01 -3
		Nikki Olzard		1200m	1200m	(0:12.76)				
6	7	<b>PRIOR THOUGHTS</b>	7	64.9	0:11.25	0:13.27 [5]	10.4L			0:36.28 +6
		Kelsey Lenton		600m	600m	(0:13.27)				
7	5	<b>CHILL OUT MISS</b>	4	64.6	0:11.28	0:13.08 [7]	11.44L			0:35.99 -1
		Chris Meehan		600m	600m	(0:13.08)				

Scratched: Not A Guru (#8)





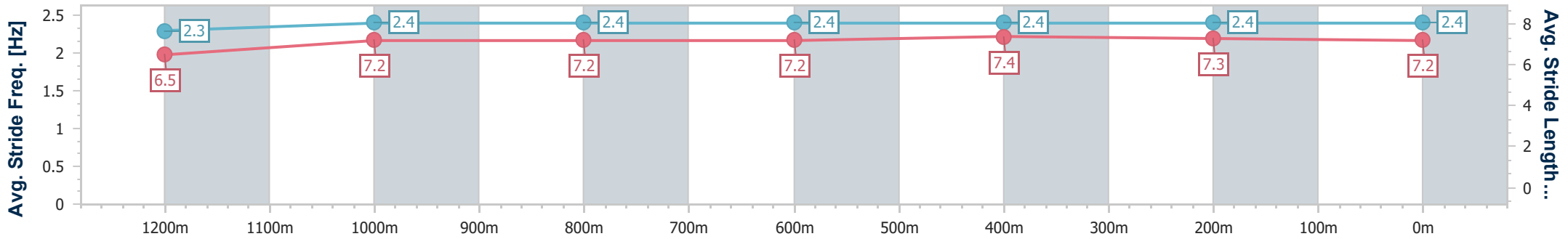
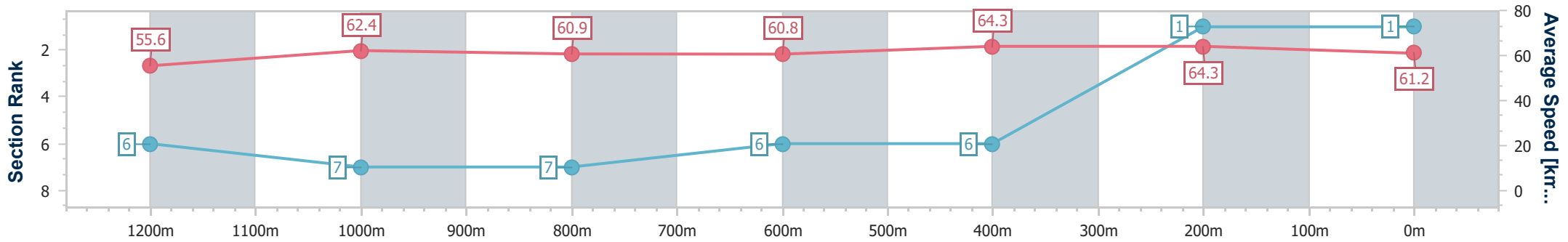
Horse/Jockey Name	Connewarre
Final Rank	1
Fastest Section Time (Section)	0:11.19 (400m)
Top Speed [km/h] (Section)	66.4 (600m)
Race State	Finished



Rockhampton QLD Professional  
 Race 5: CENTRE STATE SIGNS Class 3 Plate - 1400m  
 23 January 2025 - 11:30  
 Track Rating: Good 4, Weather: Hot, Rail Position: +7m Entire



Section	Overall	1200m	1000m	800m	600m	400m	200m
Section Times	1:22.24 [1] (0:12.93)	1:09.31 [6] (0:11.54)	0:57.77 [7] (0:11.74)	0:46.03 [7] (0:11.84)	0:34.19 [6] (0:11.20)	0:22.99 [6] (0:11.19)	0:11.80 [1] (0:11.80)
Average Speed [km/h]	55.6	62.4	60.9	60.8	64.3	64.3	61.2
Top Speed [km/h]	64.2	64.0	63.0	62.5	66.4	65.7	64.6
Avg. Dist. to Rail [m]	1.3	0.3	0.8	0.7	2.8	5.5	8.6
Avg. Stride Freq. [Hz]	2.3	2.4	2.4	2.4	2.4	2.4	2.4
Avg. Stride Length [m]	6.5	7.2	7.2	7.2	7.4	7.3	7.2



- [ ] Ranking at each section and finish
- .-.- No data available at this section
- NA No data available



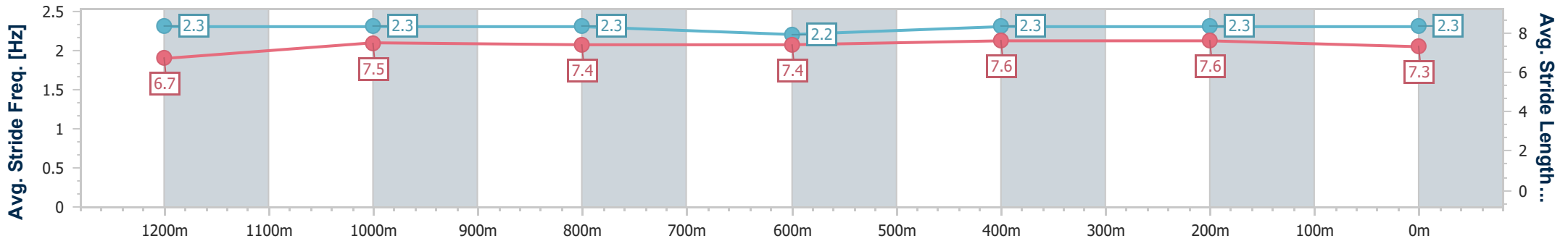
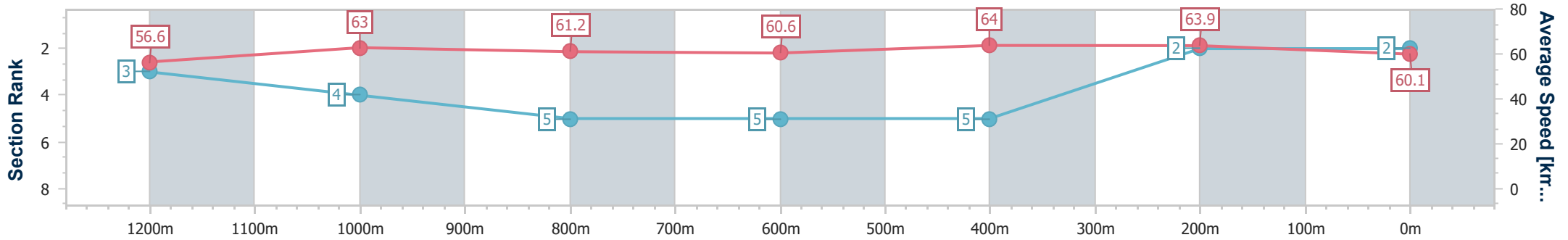
Horse/Jockey Name	Deciduous
Final Rank	2
Fastest Section Time (Section)	0:11.26 (600m)
Top Speed [km/h] (Section)	66.0 (600m)
Race State	Finished



Rockhampton QLD Professional  
 Race 5: CENTRE STATE SIGNS Class 3 Plate - 1400m  
 23 January 2025 - 11:30  
 Track Rating: Good 4, Weather: Hot, Rail Position: +7m Entire



Section	Overall	1200m	1000m	800m	600m	400m	200m
Section Times	1:22.44 [2] (0:12.71)	1:09.73 [3] (0:11.43)	0:58.30 [4] (0:11.72)	0:46.58 [5] (0:12.04)	0:34.54 [5] (0:11.26)	0:23.28 [5] (0:11.28)	0:12.00 [2] (0:12.00)
Average Speed [km/h]	56.6	63.0	61.2	60.6	64.0	63.9	60.1
Top Speed [km/h]	63.4	64.7	62.7	62.0	66.0	65.8	62.0
Avg. Dist. to Rail [m]	2.7	0.7	0.6	1.8	4.1	5.9	7.0
Avg. Stride Freq. [Hz]	2.3	2.3	2.3	2.2	2.3	2.3	2.3
Avg. Stride Length [m]	6.7	7.5	7.4	7.4	7.6	7.6	7.3



- [ ] Ranking at each section and finish
- .-.- No data available at this section
- NA No data available



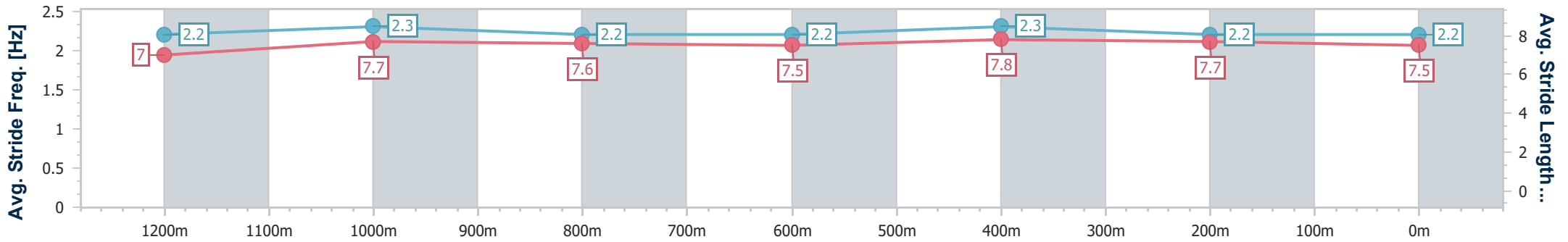
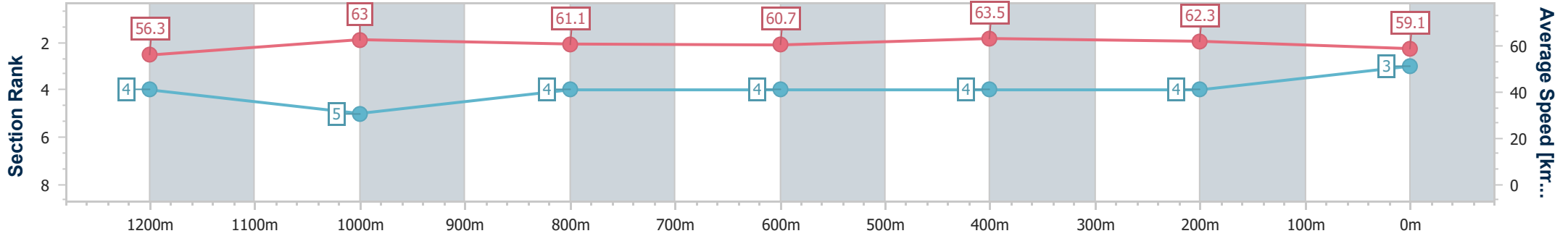
Horse/Jockey Name	Astra Star
Final Rank	3
Fastest Section Time (Section)	0:11.35 (600m)
Top Speed [km/h] (Section)	65.2 (600m)
Race State	Finished



Rockhampton QLD Professional  
 Race 5: CENTRE STATE SIGNS Class 3 Plate - 1400m  
 23 January 2025 - 11:30  
 Track Rating: Good 4, Weather: Hot, Rail Position: +7m Entire



Section	Overall	1200m	1000m	800m	600m	400m	200m
Section Times	1:22.90 [3] (0:12.78)	1:10.12 [4] (0:11.39)	0:58.73 [5] (0:11.68)	0:47.05 [4] (0:11.95)	0:35.10 [4] (0:11.35)	0:23.75 [4] (0:11.55)	0:12.20 [4] (0:12.20)
Average Speed [km/h]	56.3	63.0	61.1	60.7	63.5	62.3	59.1
Top Speed [km/h]	63.7	64.3	63.3	61.6	65.2	65.1	61.2
Avg. Dist. to Rail [m]	1.8	2.3	1.4	1.1	3.0	3.2	4.3
Avg. Stride Freq. [Hz]	2.2	2.3	2.2	2.2	2.3	2.2	2.2
Avg. Stride Length [m]	7.0	7.7	7.6	7.5	7.8	7.7	7.5



- [ ] Ranking at each section and finish
- .-.-.- No data available at this section
- NA No data available



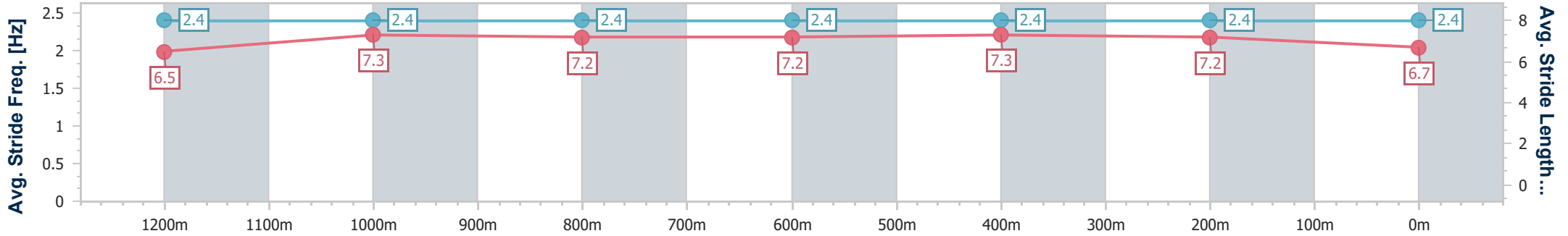
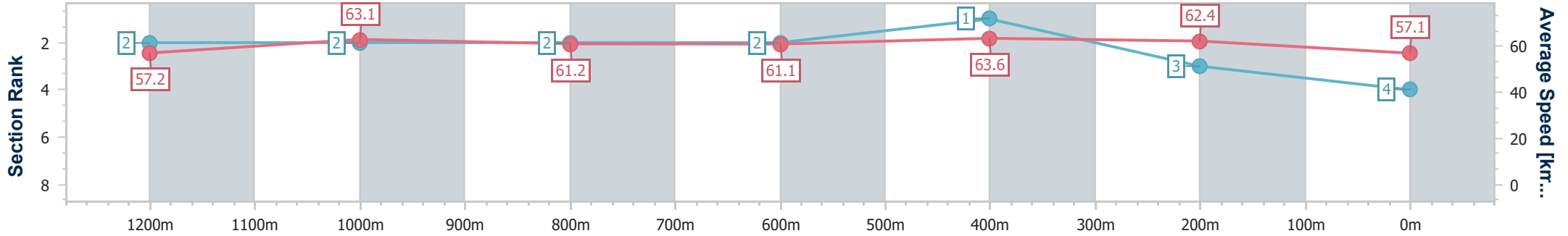
Horse/Jockey Name	Holy Crown
Final Rank	4
Fastest Section Time (Section)	0:11.34 (600m)
Top Speed [km/h] (Section)	65.4 (600m)
Race State	Finished



Rockhampton QLD Professional  
 Race 5: CENTRE STATE SIGNS Class 3 Plate - 1400m  
 23 January 2025 - 11:30  
 Track Rating: Good 4, Weather: Hot, Rail Position: +7m Entire



Section	Overall	1200m	1000m	800m	600m	400m	200m
Section Times	1:23.11 [4] (0:12.61)	1:10.50 [2] (0:11.37)	0:59.13 [2] (0:11.67)	0:47.46 [2] (0:11.98)	0:35.48 [2] (0:11.34)	0:24.14 [1] (0:11.54)	0:12.60 [3] (0:12.60)
Average Speed [km/h]	57.2	63.1	61.2	61.1	63.6	62.4	57.1
Top Speed [km/h]	65.1	64.8	62.6	62.3	65.4	64.2	60.3
Avg. Dist. to Rail [m]	2.1	1.6	1.4	2.0	3.6	2.9	3.1
Avg. Stride Freq. [Hz]	2.4	2.4	2.4	2.4	2.4	2.4	2.4
Avg. Stride Length [m]	6.5	7.3	7.2	7.2	7.3	7.2	6.7



- [ ] Ranking at each section and finish
- .-.- No data available at this section
- NA No data available



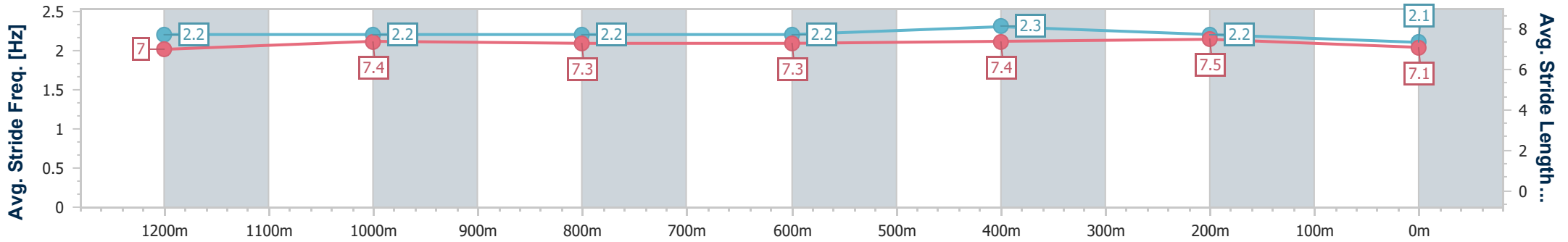
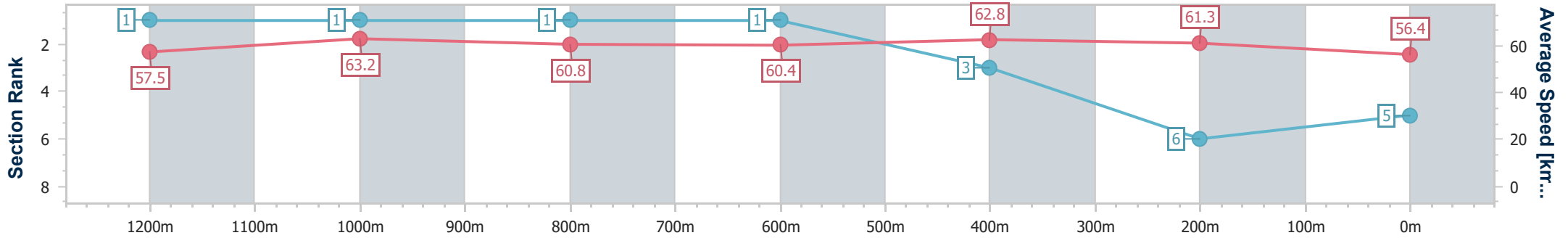
Horse/Jockey Name	Lenny Rocket
Final Rank	5
Fastest Section Time (Section)	0:11.36 (1200m)
Top Speed [km/h] (Section)	64.4 (1200m)
Race State	Finished



Rockhampton QLD Professional  
 Race 5: CENTRE STATE SIGNS Class 3 Plate - 1400m  
 23 January 2025 - 11:30  
 Track Rating: Good 4, Weather: Hot, Rail Position: +7m Entire



Section	Overall	1200m	1000m	800m	600m	400m	200m
Section Times	1:23.53 [5] (0:12.52)	1:11.01 [1] (0:11.36)	0:59.65 [1] (0:11.71)	0:47.94 [1] (0:11.93)	0:36.01 [1] (0:11.48)	0:24.53 [3] (0:11.77)	0:12.76 [6] (0:12.76)
Average Speed [km/h]	57.5	63.2	60.8	60.4	62.8	61.3	56.4
Top Speed [km/h]	64.4	64.4	62.1	61.1	64.1	62.6	60.1
Avg. Dist. to Rail [m]	1.6	1.8	1.8	1.1	2.5	3.1	4.3
Avg. Stride Freq. [Hz]	2.2	2.2	2.2	2.2	2.3	2.2	2.1
Avg. Stride Length [m]	7.0	7.4	7.3	7.3	7.4	7.5	7.1



- [ ] Ranking at each section and finish
- .-.- No data available at this section
- NA No data available



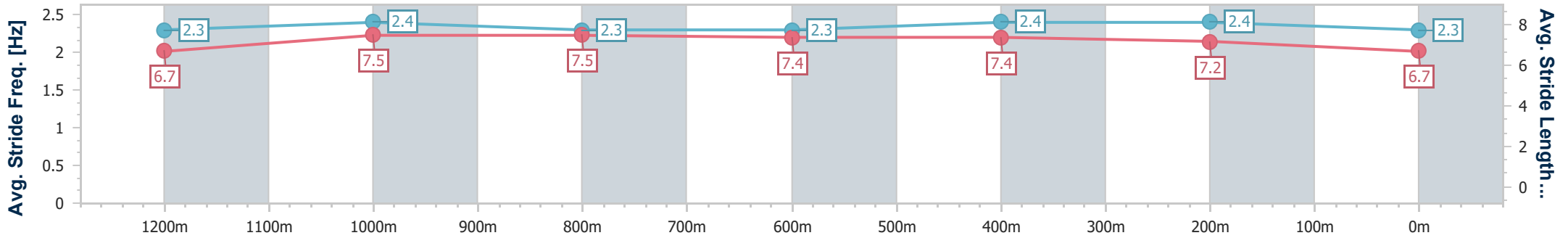
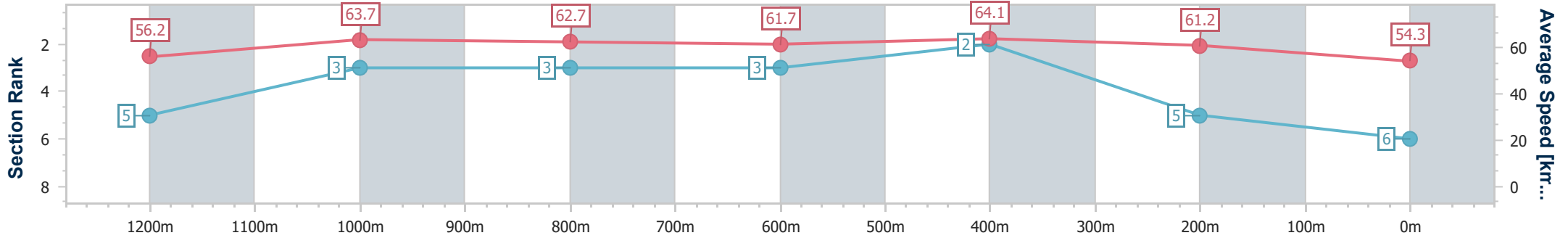
Horse/Jockey Name	Prior Thoughts
Final Rank	6
Fastest Section Time (Section)	0:11.25 (600m)
Top Speed [km/h] (Section)	64.9 (600m)
Race State	Finished



Rockhampton QLD Professional  
 Race 5: CENTRE STATE SIGNS Class 3 Plate - 1400m  
 23 January 2025 - 11:30  
 Track Rating: Good 4, Weather: Hot, Rail Position: +7m Entire



Section	Overall	1200m	1000m	800m	600m	400m	200m
Section Times	1:24.01 [6] (0:12.81)	1:11.20 [5] (0:11.33)	0:59.87 [3] (0:11.68)	0:48.19 [3] (0:11.91)	0:36.28 [3] (0:11.25)	0:25.03 [2] (0:11.76)	0:13.27 [5] (0:13.27)
Average Speed [km/h]	56.2	63.7	62.7	61.7	64.1	61.2	54.3
Top Speed [km/h]	63.2	64.5	64.4	63.4	64.9	64.8	58.1
Avg. Dist. to Rail [m]	4.0	1.9	2.6	2.7	3.4	3.1	5.2
Avg. Stride Freq. [Hz]	2.3	2.4	2.3	2.3	2.4	2.4	2.3
Avg. Stride Length [m]	6.7	7.5	7.5	7.4	7.4	7.2	6.7



- [ ] Ranking at each section and finish
- .-.- No data available at this section
- NA No data available



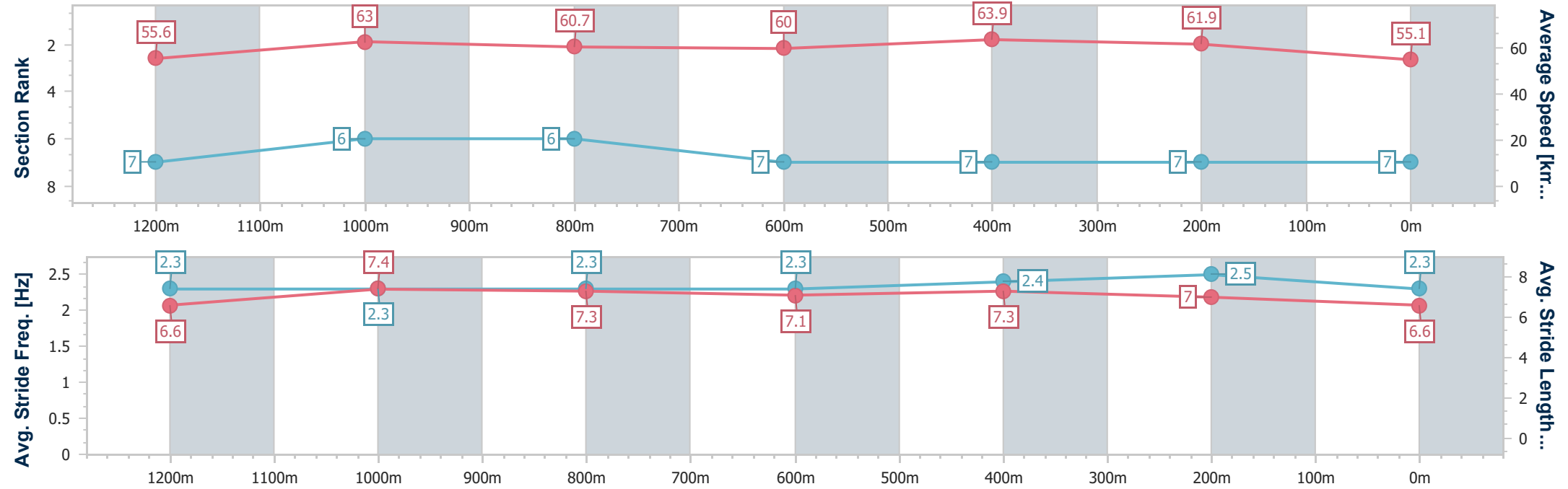
Horse/Jockey Name	Chill Out Miss
Final Rank	7
Fastest Section Time (Section)	0:11.28 (600m)
Top Speed [km/h] (Section)	64.6 (600m)
Race State	Finished



Rockhampton QLD Professional  
 Race 5: CENTRE STATE SIGNS Class 3 Plate - 1400m  
 23 January 2025 - 11:30  
 Track Rating: Good 4, Weather: Hot, Rail Position: +7m Entire



Section	Overall	1200m	1000m	800m	600m	400m	200m
Section Times	1:24.18 [7] (0:12.96)	1:11.22 [7] (0:11.43)	0:59.79 [6] (0:11.81)	0:47.98 [6] (0:11.99)	0:35.99 [7] (0:11.28)	0:24.71 [7] (0:11.63)	0:13.08 [7] (0:13.08)
Average Speed [km/h]	55.6	63.0	60.7	60.0	63.9	61.9	55.1
Top Speed [km/h]	64.5	64.6	62.8	60.9	64.6	64.4	58.7
Avg. Dist. to Rail [m]	2.0	0.5	0.4	0.7	3.9	6.6	7.4
Avg. Stride Freq. [Hz]	2.3	2.3	2.3	2.3	2.4	2.5	2.3
Avg. Stride Length [m]	6.6	7.4	7.3	7.1	7.3	7.0	6.6



- [ ] Ranking at each section and finish
- .-.- No data available at this section
- NA No data available



# Rockhampton QLD Professional

## Race 6: GBA CONSULTING ENGINEERS BENCHMARK 62 Handicap - 1100m

23 January 2025 - 12:01



Track Rating: Good 4, Weather: Hot, Rail Position: +7m Entire

Section		Overall	1000m	800m	600m	400m	200m	Last 600m					
Field Times		1:02.67 (0:07.28)	0:55.39 (0:11.26)	0:44.13 (0:11.36)	0:32.77 (0:10.54)	0:22.23 (0:10.68)	0:11.55 (0:11.55)	0:32.77					
Rank	TAB Horse/Jockey	Barrier	Top Speed [km/h]	Fastest Section							Margin	Distance Travelled [m]	
1	2 <b>DESERT KOBY</b> Sean Cormack	2	69.4 600m	0:07.36 Overall	1:02.67 [1] (0:07.36)	0:55.31 [2] (0:11.20)	0:44.11 [2] (0:11.40)	0:32.71 [2] (0:10.48)	0:22.23 [1] (0:10.68)	0:11.55 [1] (0:11.55)	1:02.67	0:32.71	
2	7 <b>IMPACTFULL MISS</b> Raul Silvera Olivera	5	68.8 600m	0:07.28 Overall	1:03.49 [2] (0:07.28)	0:56.21 [1] (0:11.26)	0:44.95 [1] (0:11.36)	0:33.59 [1] (0:10.65)	0:22.94 [2] (0:11.01)	0:11.93 [2] (0:11.93)	4.87L	0:33.59	+2
3	3 <b>VAST KAMA</b> Kelsey Lenton	6	68.7 600m	0:07.39 Overall	1:03.50 [3] (0:07.39)	0:56.11 [3] (0:11.19)	0:44.92 [3] (0:11.40)	0:33.52 [4] (0:10.67)	0:22.85 [3] (0:10.97)	0:11.88 [3] (0:11.88)	4.93L	0:33.52	+4
4	6 <b>FLYING MAPLE</b> McKenzie Apel	3	68.0 600m	0:07.61 Overall	1:03.55 [4] (0:07.61)	0:55.94 [5] (0:11.27)	0:44.67 [5] (0:11.08)	0:33.59 [2] (0:10.73)	0:22.86 [4] (0:10.98)	0:11.88 [4] (0:11.88)	5.18L	0:33.59	-3
5	5 <b>ROWDASH</b> Olivia Kendal	7	69.1 600m	0:07.78 Overall	1:03.80 [5] (0:07.78)	0:56.02 [6] (0:11.59)	0:44.43 [6] (0:11.29)	0:33.14 [6] (0:10.74)	0:22.40 [6] (0:10.73)	0:11.67 [6] (0:11.67)	6.7L	0:33.14	-2
6	1 <b>PREPOTENT</b> Ashley Butler	1	68.6 600m	0:07.57 Overall	1:03.87 [6] (0:07.57)	0:56.30 [4] (0:11.28)	0:45.02 [4] (0:11.46)	0:33.56 [5] (0:10.73)	0:22.83 [5] (0:10.91)	0:11.92 [5] (0:11.92)	7.07L	0:33.56	+3

Scratched: Sweet Fantasy (#9), Jungle Beat (#4), Discovered Gold (#8)

[ ] Ranking at each section and finish  
 -:-:- No data available at this section  
 NA No data available

SCN Saddle cloth number  
 DNF Did not finish  
 DNT Did not track





Horse/Jockey Name	Desert Koby
Final Rank	1
Fastest Section Time (Section)	0:07.36 (Overall)
Top Speed [km/h] (Section)	69.4 (600m)
Race State	Finished



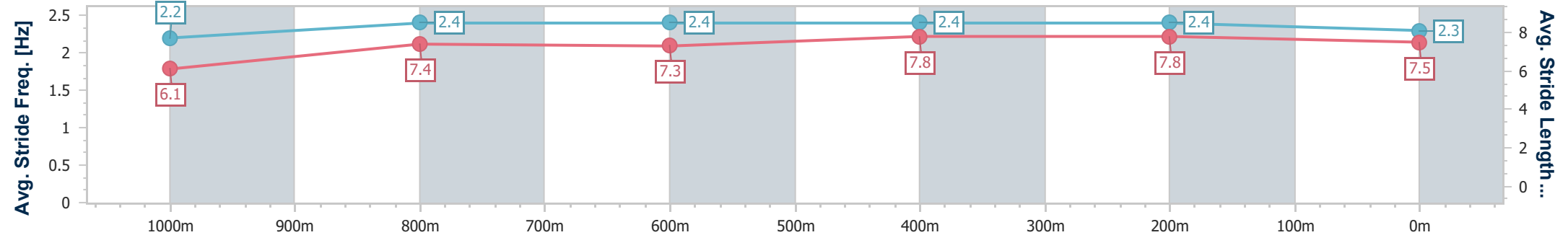
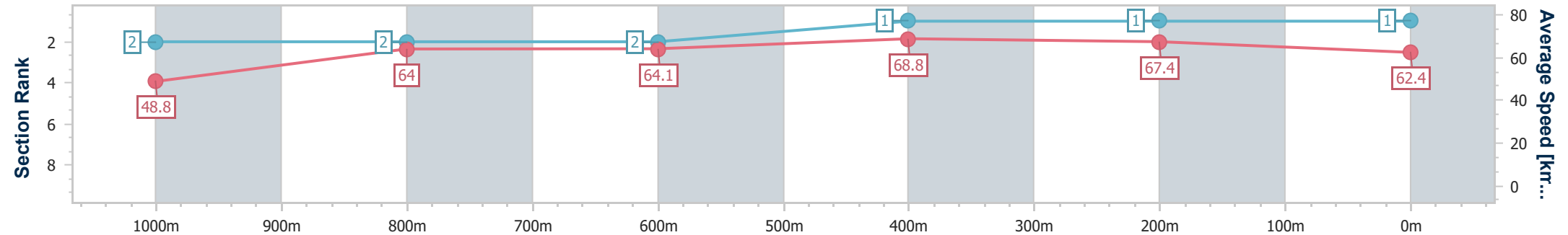
Rockhampton QLD Professional  
 Race 6: GBA CONSULTING ENGINEERS BENCHMARK 62  
 Handicap - 1100m

23 January 2025 - 12:01

Track Rating: Good 4, Weather: Hot, Rail Position: +7m Entire



Section	Overall	1000m	800m	600m	400m	200m
Section Times	1:02.67 [1] (0:07.36)	0:55.31 [2] (0:11.20)	0:44.11 [2] (0:11.40)	0:32.71 [2] (0:10.48)	0:22.23 [1] (0:10.68)	0:11.55 [1] (0:11.55)
Average Speed [km/h]	48.8	64.0	64.1	68.8	67.4	62.4
Top Speed [km/h]	63.1	65.0	66.6	69.4	69.0	65.4
Avg. Dist. to Rail [m]	1.5	1.1	2.1	1.3	2.1	1.8
Avg. Stride Freq. [Hz]	2.2	2.4	2.4	2.4	2.4	2.3
Avg. Stride Length [m]	6.1	7.4	7.3	7.8	7.8	7.5



- [ ] Ranking at each section and finish
- .-.- No data available at this section
- NA No data available



Horse/Jockey Name	Impactfull Miss
Final Rank	2
Fastest Section Time (Section)	0:07.28 (Overall)
Top Speed [km/h] (Section)	68.8 (600m)
Race State	Finished



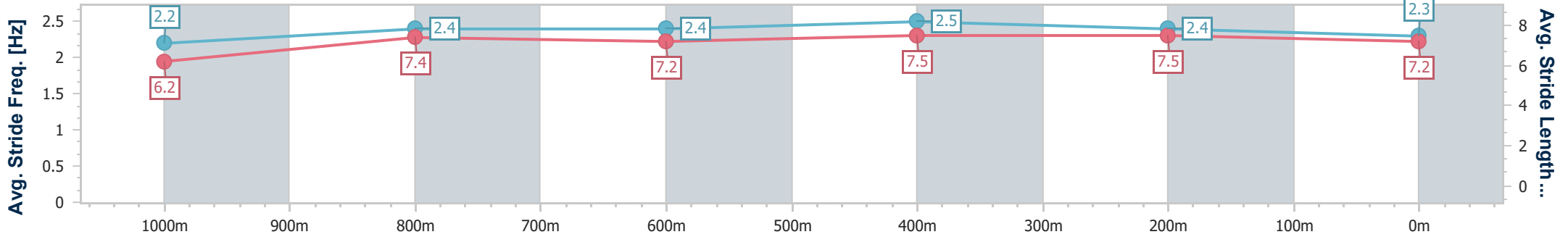
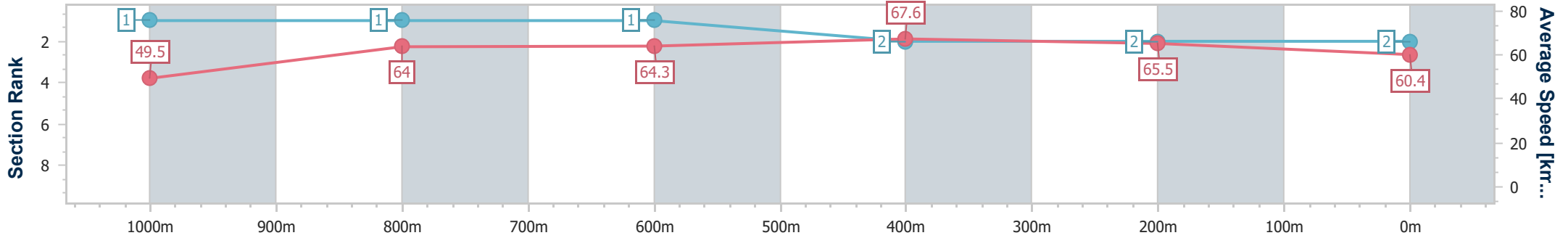
Rockhampton QLD Professional  
Race 6: GBA CONSULTING ENGINEERS BENCHMARK 62  
Handicap - 1100m

23 January 2025 - 12:01

Track Rating: Good 4, Weather: Hot, Rail Position: +7m Entire



Section	Overall	1000m	800m	600m	400m	200m
Section Times	1:03.49 [2] (0:07.28)	0:56.21 [1] (0:11.26)	0:44.95 [1] (0:11.36)	0:33.59 [1] (0:10.65)	0:22.94 [2] (0:11.01)	0:11.93 [2] (0:11.93)
Average Speed [km/h]	49.5	64.0	64.3	67.6	65.5	60.4
Top Speed [km/h]	63.4	65.5	66.1	68.8	68.1	63.7
Avg. Dist. to Rail [m]	3.7	0.7	1.8	3.7	4.9	4.2
Avg. Stride Freq. [Hz]	2.2	2.4	2.4	2.5	2.4	2.3
Avg. Stride Length [m]	6.2	7.4	7.2	7.5	7.5	7.2



- [ ] Ranking at each section and finish
- .-.- No data available at this section
- NA No data available



Horse/Jockey Name	Vast Kama
Final Rank	3
Fastest Section Time (Section)	0:07.39 (Overall)
Top Speed [km/h] (Section)	68.7 (600m)
Race State	Finished



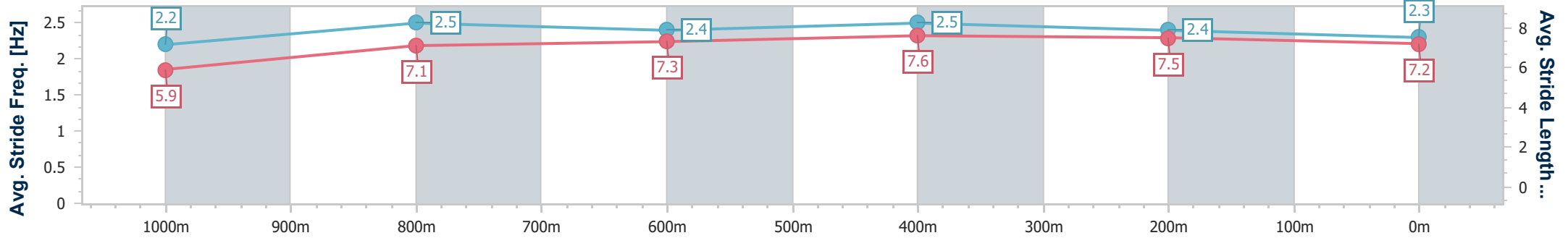
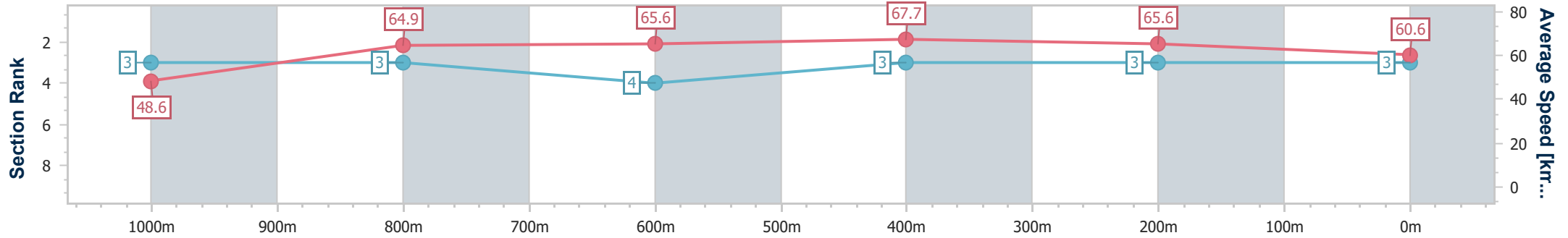
Rockhampton QLD Professional  
Race 6: GBA CONSULTING ENGINEERS BENCHMARK 62  
Handicap - 1100m

23 January 2025 - 12:01

Track Rating: Good 4, Weather: Hot, Rail Position: +7m Entire



Section	Overall	1000m	800m	600m	400m	200m
Section Times	1:03.50 [3] (0:07.39)	0:56.11 [3] (0:11.19)	0:44.92 [3] (0:11.40)	0:33.52 [4] (0:10.67)	0:22.85 [3] (0:10.97)	0:11.88 [3] (0:11.88)
Average Speed [km/h]	48.6	64.9	65.6	67.7	65.6	60.6
Top Speed [km/h]	62.0	65.8	66.9	68.7	68.5	64.2
Avg. Dist. to Rail [m]	4.8	1.5	4.8	5.8	5.8	5.1
Avg. Stride Freq. [Hz]	2.2	2.5	2.4	2.5	2.4	2.3
Avg. Stride Length [m]	5.9	7.1	7.3	7.6	7.5	7.2



- [ ] Ranking at each section and finish
- .-.- No data available at this section
- NA No data available



Horse/Jockey Name	Flying Maple
Final Rank	4
Fastest Section Time (Section)	0:07.61 (Overall)
Top Speed [km/h] (Section)	68.0 (600m)
Race State	Finished



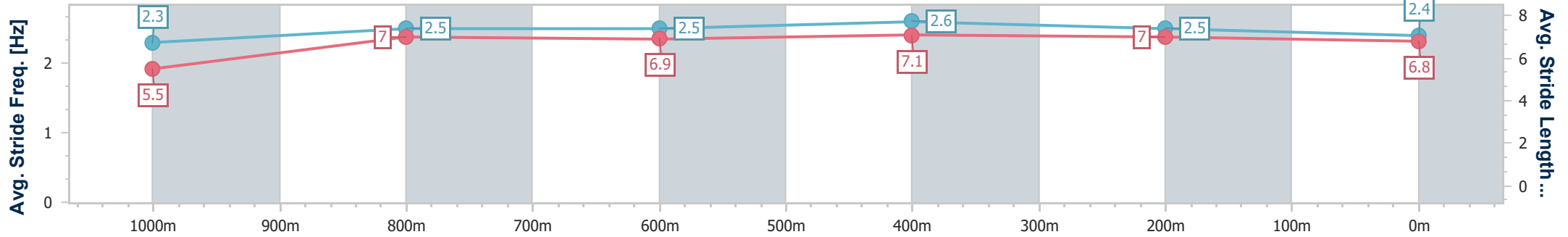
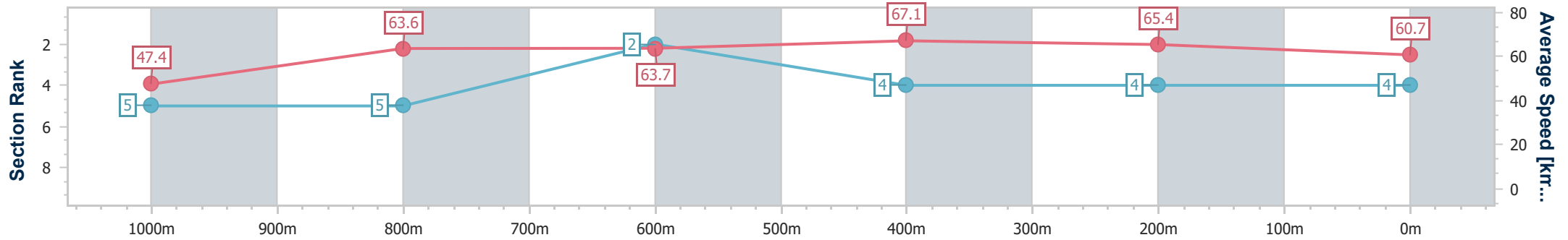
Rockhampton QLD Professional  
Race 6: GBA CONSULTING ENGINEERS BENCHMARK 62  
Handicap - 1100m

23 January 2025 - 12:01

Track Rating: Good 4, Weather: Hot, Rail Position: +7m Entire



Section	Overall	1000m	800m	600m	400m	200m
Section Times	1:03.55 [4] (0:07.61)	0:55.94 [5] (0:11.27)	0:44.67 [5] (0:11.08)	0:33.59 [2] (0:10.73)	0:22.86 [4] (0:10.98)	0:11.88 [4] (0:11.88)
Average Speed [km/h]	47.4	63.6	63.7	67.1	65.4	60.7
Top Speed [km/h]	63.0	65.1	64.9	68.0	67.6	64.1
Avg. Dist. to Rail [m]	2.0	0.6	2.7	0.7	1.9	3.4
Avg. Stride Freq. [Hz]	2.3	2.5	2.5	2.6	2.5	2.4
Avg. Stride Length [m]	5.5	7.0	6.9	7.1	7.0	6.8



- [ ] Ranking at each section and finish
- .-.- No data available at this section
- NA No data available



Horse/Jockey Name	Rowdash
Final Rank	5
Fastest Section Time (Section)	0:07.78 (Overall)
Top Speed [km/h] (Section)	69.1 (600m)
Race State	Finished



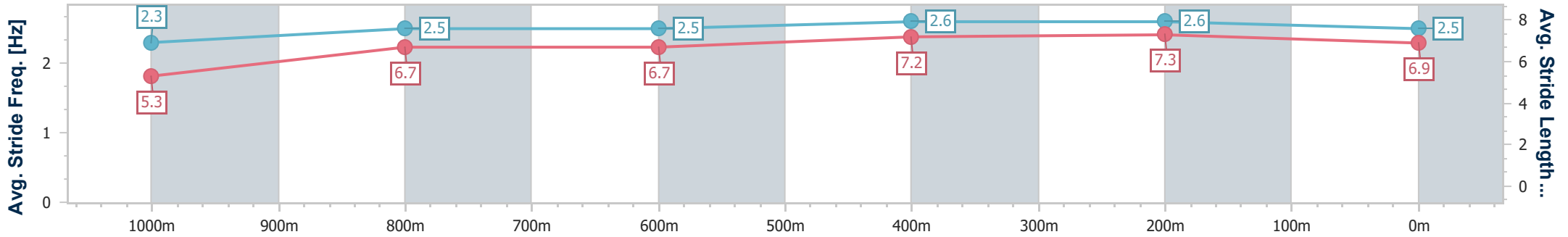
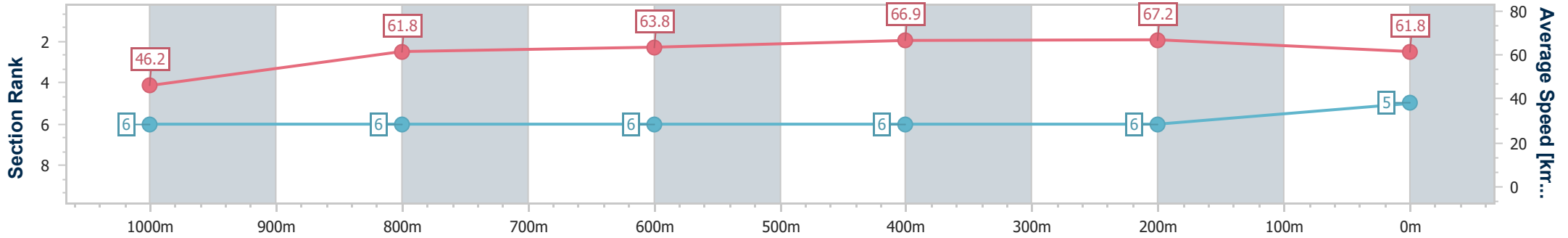
Rockhampton QLD Professional  
Race 6: GBA CONSULTING ENGINEERS BENCHMARK 62  
Handicap - 1100m



23 January 2025 - 12:01

Track Rating: Good 4, Weather: Hot, Rail Position: +7m Entire

Section	Overall	1000m	800m	600m	400m	200m
Section Times	1:03.80 [5] (0:07.78)	0:56.02 [6] (0:11.59)	0:44.43 [6] (0:11.29)	0:33.14 [6] (0:10.74)	0:22.40 [6] (0:10.73)	0:11.67 [6] (0:11.67)
Average Speed [km/h]	46.2	61.8	63.8	66.9	67.2	61.8
Top Speed [km/h]	59.7	63.3	66.3	69.1	69.1	65.4
Avg. Dist. to Rail [m]	4.7	1.1	0.6	0.7	2.4	4.1
Avg. Stride Freq. [Hz]	2.3	2.5	2.5	2.6	2.6	2.5
Avg. Stride Length [m]	5.3	6.7	6.7	7.2	7.3	6.9



- [ ] Ranking at each section and finish
- .-.- No data available at this section
- NA No data available



Horse/Jockey Name	Prepotent
Final Rank	6
Fastest Section Time (Section)	0:07.57 (Overall)
Top Speed [km/h] (Section)	68.6 (600m)
Race State	Finished



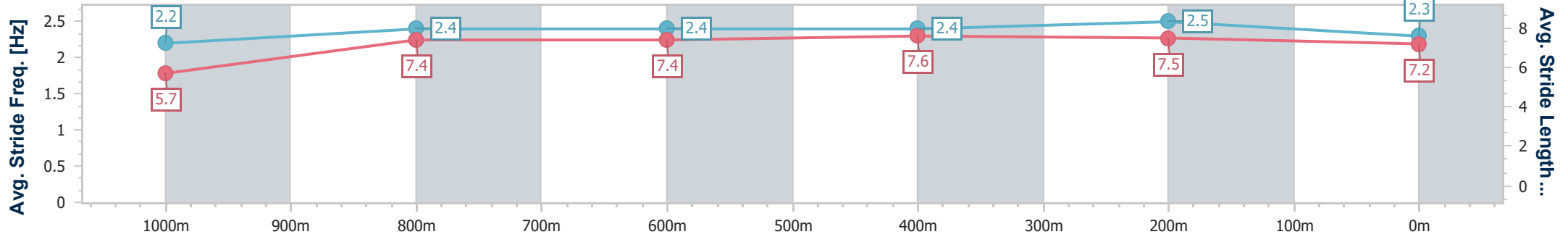
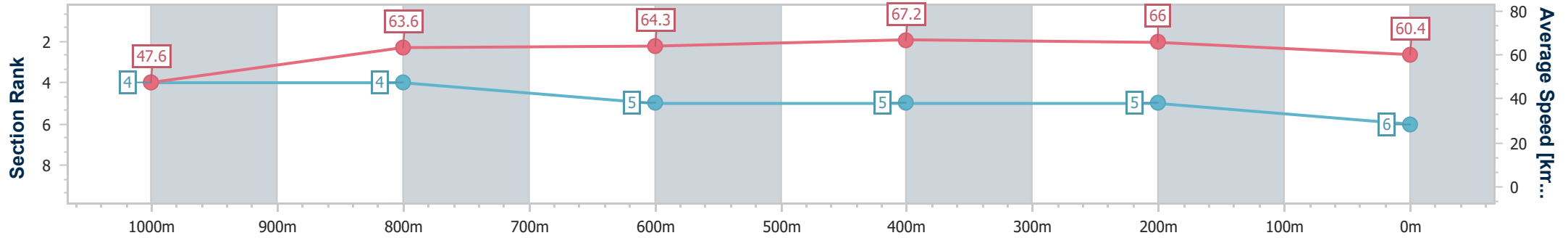
Rockhampton QLD Professional  
 Race 6: GBA CONSULTING ENGINEERS BENCHMARK 62  
 Handicap - 1100m

23 January 2025 - 12:01

Track Rating: Good 4, Weather: Hot, Rail Position: +7m Entire



Section	Overall	1000m	800m	600m	400m	200m
Section Times	1:03.87 [6] (0:07.57)	0:56.30 [4] (0:11.28)	0:45.02 [4] (0:11.46)	0:33.56 [5] (0:10.73)	0:22.83 [5] (0:10.91)	0:11.92 [5] (0:11.92)
Average Speed [km/h]	47.6	63.6	64.3	67.2	66.0	60.4
Top Speed [km/h]	61.3	65.2	66.6	68.6	66.7	64.3
Avg. Dist. to Rail [m]	1.1	1.1	3.1	3.1	2.3	2.2
Avg. Stride Freq. [Hz]	2.2	2.4	2.4	2.4	2.5	2.3
Avg. Stride Length [m]	5.7	7.4	7.4	7.6	7.5	7.2



- [ ] Ranking at each section and finish
- .-.- No data available at this section
- NA No data available



# Rockhampton QLD Professional

## Race 7: VALENTINE'S DAY AT CALLAGHAN PARK RATINGS BAND 0 - 55

### Handicap - 1100m

23 January 2025 - 12:31



Track Rating: Good 4, Weather: Hot, Rail Position: +7m Entire

Section		Overall	1000m	800m	600m	400m	200m	Last 600m					
Field Times		1:03.54 (0:07.19)	0:56.35 (0:11.05)	0:45.30 (0:11.48)	0:33.82 (0:10.55)	0:23.27 (0:11.10)	0:12.17 (0:12.17)	0:33.82					
Rank	TAB Horse/Jockey	Barrier	Top Speed [km/h]	Fastest Section							Margin	Distance Travelled [m]	
1	6 <b>AMBERINGER</b> Jackson Murphy	1	68.4 600m	0:07.57 Overall	1:03.54 [1] (0:07.57)	0:55.97 [5] (0:11.09)	0:44.88 [4] (0:11.24)	0:33.64 [3] (0:10.82)	0:22.82 [3] (0:11.00)	0:11.82 [3] (0:11.82)	1:03.54	0:33.64	
2	8 <b>THUNDER KNOB</b> Warwick Satherley	9	68.8 600m	0:07.21 Overall	1:03.55 [2] (0:07.21)	0:56.34 [2] (0:11.16)	0:45.18 [2] (0:11.40)	0:33.78 [2] (0:10.78)	0:23.00 [2] (0:11.06)	0:11.94 [2] (0:11.94)	0.07L	0:33.78	+1
3	7 <b>MORE STYLISH</b> Olivia Kendal	8	69.3 600m	0:07.19 Overall	1:03.77 [3] (0:07.19)	0:56.58 [1] (0:11.05)	0:45.53 [1] (0:11.48)	0:34.05 [1] (0:10.55)	0:23.50 [1] (0:11.10)	0:12.40 [1] (0:12.40)	1.36L	0:34.05	+2
4	9 <b>OUR HEART THROB</b> Georgina Cartwright	5	69.5 600m	0:07.92 Overall	1:03.90 [4] (0:07.92)	0:55.98 [8] (0:11.38)	0:44.60 [8] (0:11.35)	0:33.25 [8] (0:10.56)	0:22.69 [8] (0:10.75)	0:11.94 [4] (0:11.94)	2.1L	0:33.25	-3
5	1 <b>BIG SHOOTER</b> Liv O'Donnell	7	68.9 600m	0:07.70 Overall	1:04.19 [5] (0:07.70)	0:56.49 [6] (0:11.39)	0:45.10 [7] (0:11.26)	0:33.84 [7] (0:10.65)	0:23.19 [6] (0:11.04)	0:12.15 [6] (0:12.15)	3.82L	0:33.84	+5
6	5 <b>GETTIN' LIPPY</b> Chris Meehan	3	67.1 600m	0:07.39 Overall	1:04.20 [6] (0:07.39)	0:56.81 [3] (0:11.19)	0:45.62 [3] (0:11.38)	0:34.24 [4] (0:10.82)	0:23.42 [4] (0:11.24)	0:12.18 [5] (0:12.18)	3.9L	0:34.24	+2
7	10 <b>CANTOR</b> Sean Cormack	4	67.9 600m	0:08.10 Overall	1:04.42 [7] (0:08.10)	0:56.32 [9] (0:11.32)	0:45.00 [9] (0:11.28)	0:33.72 [9] (0:10.72)	0:23.00 [9] (0:10.92)	0:12.08 [9] (0:12.08)	5.19L	0:33.72	+0
8	4 <b>SWEET FANTASY</b> Tasha Chambers	2	67.8 600m	0:07.74 Overall	1:04.50 [8] (0:07.74)	0:56.76 [7] (0:11.11)	0:45.65 [5] (0:11.44)	0:34.21 [6] (0:10.76)	0:23.45 [7] (0:11.20)	0:12.25 [8] (0:12.25)	5.67L	0:34.21	+1
9	2 <b>ANSWERING</b> Raul Silvera Olivera	6	67.8 600m	0:07.56 Overall	1:04.71 [9] (0:07.56)	0:57.15 [4] (0:11.29)	0:45.86 [6] (0:11.36)	0:34.50 [5] (0:10.75)	0:23.75 [5] (0:11.26)	0:12.49 [7] (0:12.49)	6.87L	0:34.50	+4

Scratched: Discovered Gold (#3)

[ ] Ranking at each section and finish  
 -:-:- No data available at this section  
 NA No data available

SCN Saddle cloth number  
 DNF Did not finish  
 DNT Did not track



Horse/Jockey Name	Amberinger
Final Rank	1
Fastest Section Time (Section)	0:07.57 (Overall)
Top Speed [km/h] (Section)	68.4 (600m)
Race State	Finished



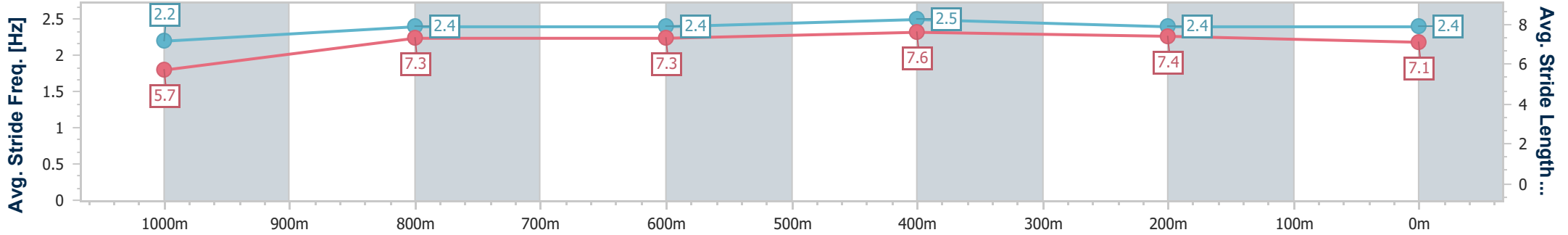
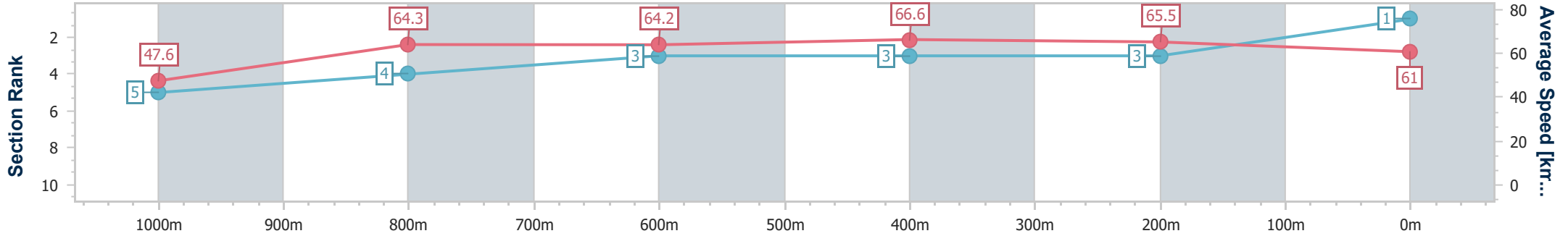
Rockhampton QLD Professional  
 Race 7: VALENTINE'S DAY AT CALLAGHAN PARK RATINGS  
 BAND 0 - 55 Handicap - 1100m



23 January 2025 - 12:31

Track Rating: Good 4, Weather: Hot, Rail Position: +7m Entire

Section	Overall	1000m	800m	600m	400m	200m
Section Times	1:03.54 [1] (0:07.57)	0:55.97 [5] (0:11.09)	0:44.88 [4] (0:11.24)	0:33.64 [3] (0:10.82)	0:22.82 [3] (0:11.00)	0:11.82 [3] (0:11.82)
Average Speed [km/h]	47.6	64.3	64.2	66.6	65.5	61.0
Top Speed [km/h]	62.7	65.6	65.6	68.4	67.5	64.7
Avg. Dist. to Rail [m]	0.6	1.3	0.7	2.0	3.9	4.2
Avg. Stride Freq. [Hz]	2.2	2.4	2.4	2.5	2.4	2.4
Avg. Stride Length [m]	5.7	7.3	7.3	7.6	7.4	7.1



- [ ] Ranking at each section and finish
- .-.- No data available at this section
- NA No data available





Horse/Jockey Name	Thunder Knob
Final Rank	2
Fastest Section Time (Section)	0:07.21 (Overall)
Top Speed [km/h] (Section)	68.8 (600m)
Race State	Finished



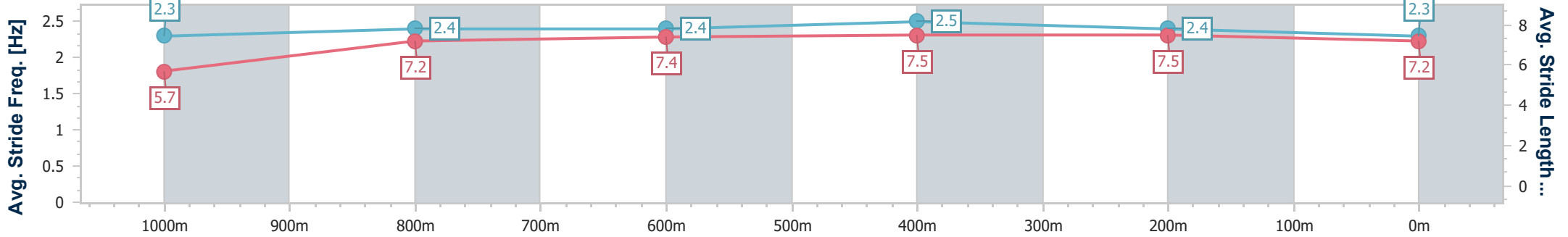
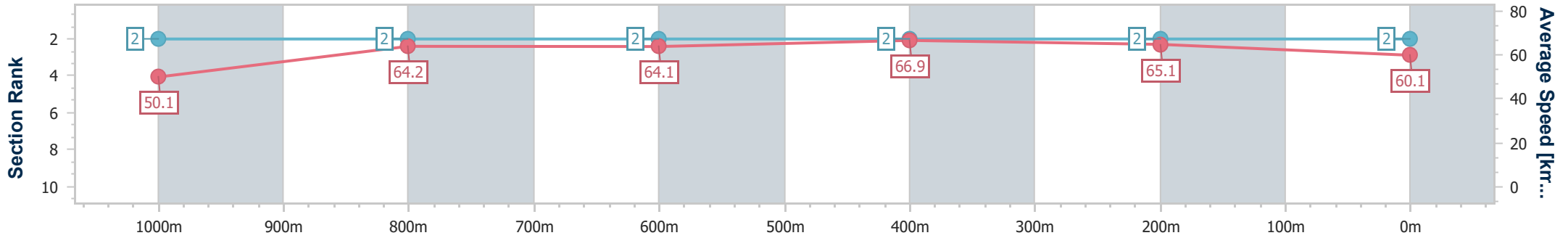
Rockhampton QLD Professional  
 Race 7: VALENTINE'S DAY AT CALLAGHAN PARK RATINGS  
 BAND 0 - 55 Handicap - 1100m



23 January 2025 - 12:31

Track Rating: Good 4, Weather: Hot, Rail Position: +7m Entire

Section	Overall	1000m	800m	600m	400m	200m
Section Times	1:03.55 [2] (0:07.21)	0:56.34 [2] (0:11.16)	0:45.18 [2] (0:11.40)	0:33.78 [2] (0:10.78)	0:23.00 [2] (0:11.06)	0:11.94 [2] (0:11.94)
Average Speed [km/h]	50.1	64.2	64.1	66.9	65.1	60.1
Top Speed [km/h]	64.8	65.6	65.5	68.8	66.8	63.6
Avg. Dist. to Rail [m]	6.9	1.0	2.0	3.1	2.6	3.2
Avg. Stride Freq. [Hz]	2.3	2.4	2.4	2.5	2.4	2.3
Avg. Stride Length [m]	5.7	7.2	7.4	7.5	7.5	7.2



- [ ] Ranking at each section and finish
- .-.- No data available at this section
- NA No data available



Horse/Jockey Name	More Stylish
Final Rank	3
Fastest Section Time (Section)	0:07.19 (Overall)
Top Speed [km/h] (Section)	69.3 (600m)
Race State	Finished



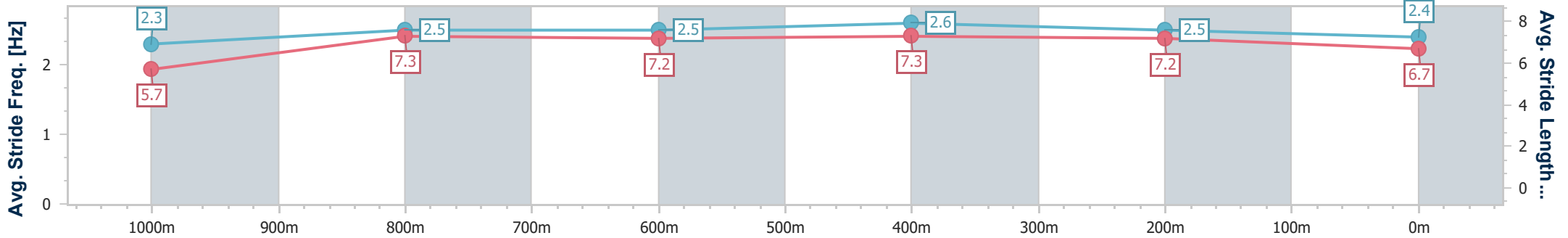
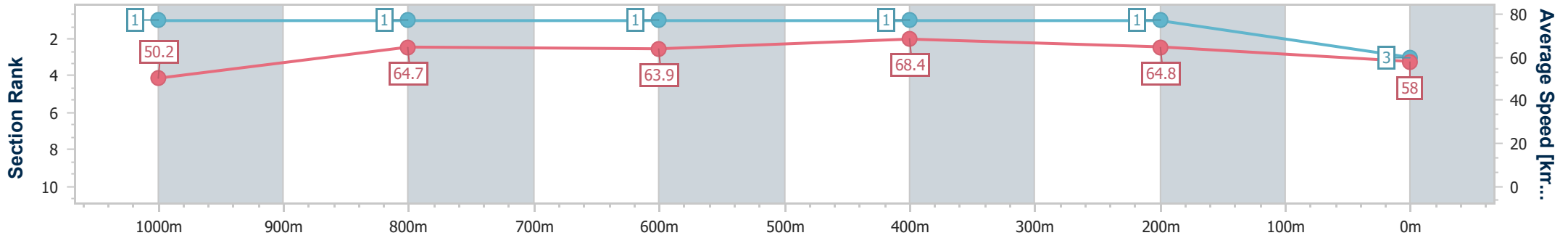
Rockhampton QLD Professional  
 Race 7: VALENTINE'S DAY AT CALLAGHAN PARK RATINGS  
 BAND 0 - 55 Handicap - 1100m



23 January 2025 - 12:31

Track Rating: Good 4, Weather: Hot, Rail Position: +7m Entire

Section	Overall	1000m	800m	600m	400m	200m
Section Times	1:03.77 [3] (0:07.19)	0:56.58 [1] (0:11.05)	0:45.53 [1] (0:11.48)	0:34.05 [1] (0:10.55)	0:23.50 [1] (0:11.10)	0:12.40 [1] (0:12.40)
Average Speed [km/h]	50.2	64.7	63.9	68.4	64.8	58.0
Top Speed [km/h]	64.5	65.9	65.6	69.3	67.5	62.8
Avg. Dist. to Rail [m]	5.5	1.1	2.4	3.2	4.2	4.1
Avg. Stride Freq. [Hz]	2.3	2.5	2.5	2.6	2.5	2.4
Avg. Stride Length [m]	5.7	7.3	7.2	7.3	7.2	6.7



- [ ] Ranking at each section and finish
- .-.- No data available at this section
- NA No data available



Horse/Jockey Name	Our Heart Throb
Final Rank	4
Fastest Section Time (Section)	0:07.92 (Overall)
Top Speed [km/h] (Section)	69.5 (600m)
Race State	Finished



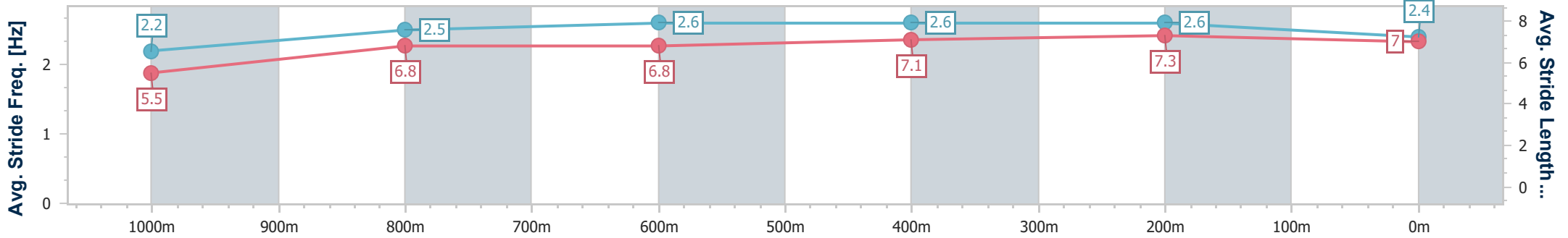
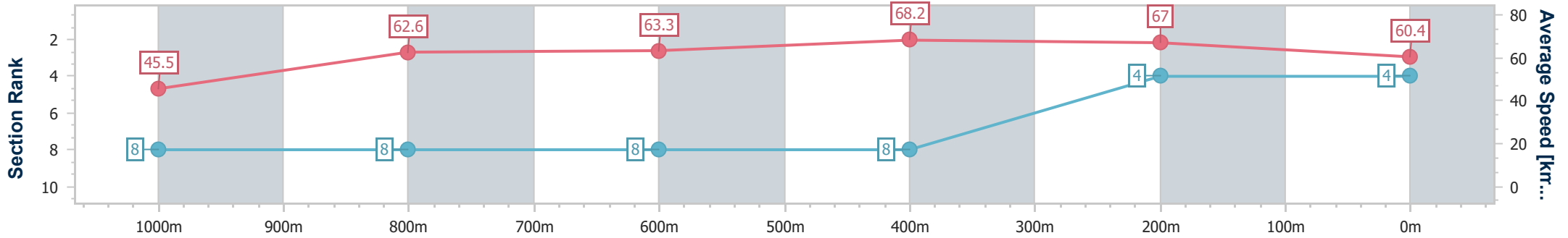
Rockhampton QLD Professional  
 Race 7: VALENTINE'S DAY AT CALLAGHAN PARK RATINGS  
 BAND 0 - 55 Handicap - 1100m



23 January 2025 - 12:31

Track Rating: Good 4, Weather: Hot, Rail Position: +7m Entire

Section	Overall	1000m	800m	600m	400m	200m
Section Times	1:03.90 [4] (0:07.92)	0:55.98 [8] (0:11.38)	0:44.60 [8] (0:11.35)	0:33.25 [8] (0:10.56)	0:22.69 [8] (0:10.75)	0:11.94 [4] (0:11.94)
Average Speed [km/h]	45.5	62.6	63.3	68.2	67.0	60.4
Top Speed [km/h]	59.8	64.3	65.2	69.5	69.5	65.3
Avg. Dist. to Rail [m]	3.4	1.6	0.6	2.0	3.2	4.0
Avg. Stride Freq. [Hz]	2.2	2.5	2.6	2.6	2.6	2.4
Avg. Stride Length [m]	5.5	6.8	6.8	7.1	7.3	7.0



- [ ] Ranking at each section and finish
- .-.- No data available at this section
- NA No data available



Horse/Jockey Name	Big Shooter
Final Rank	5
Fastest Section Time (Section)	0:07.70 (Overall)
Top Speed [km/h] (Section)	68.9 (600m)
Race State	Finished



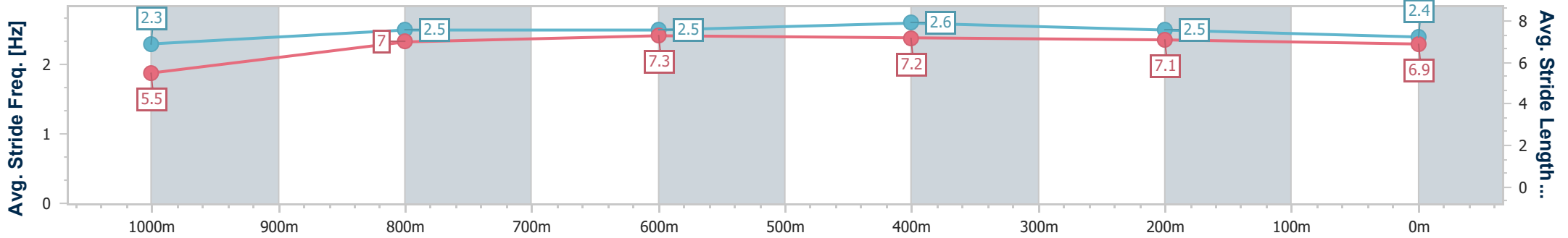
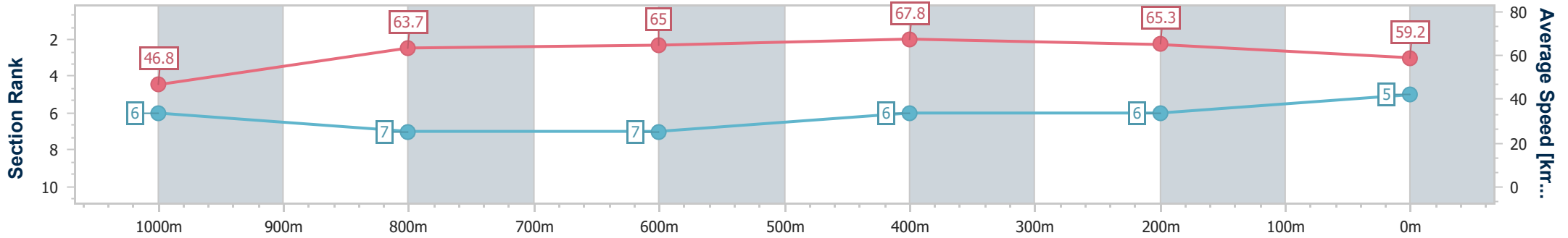
Rockhampton QLD Professional  
 Race 7: VALENTINE'S DAY AT CALLAGHAN PARK RATINGS  
 BAND 0 - 55 Handicap - 1100m



23 January 2025 - 12:31

Track Rating: Good 4, Weather: Hot, Rail Position: +7m Entire

Section	Overall	1000m	800m	600m	400m	200m
Section Times	1:04.19 [5] (0:07.70)	0:56.49 [6] (0:11.39)	0:45.10 [7] (0:11.26)	0:33.84 [7] (0:10.65)	0:23.19 [6] (0:11.04)	0:12.15 [6] (0:12.15)
Average Speed [km/h]	46.8	63.7	65.0	67.8	65.3	59.2
Top Speed [km/h]	63.0	65.7	67.0	68.9	68.0	63.0
Avg. Dist. to Rail [m]	7.2	2.0	2.1	6.1	8.9	7.9
Avg. Stride Freq. [Hz]	2.3	2.5	2.5	2.6	2.5	2.4
Avg. Stride Length [m]	5.5	7.0	7.3	7.2	7.1	6.9



- [ ] Ranking at each section and finish
- .-.- No data available at this section
- NA No data available



Horse/Jockey Name	Gettin' Lippy
Final Rank	6
Fastest Section Time (Section)	0:07.39 (Overall)
Top Speed [km/h] (Section)	67.1 (600m)
Race State	Finished



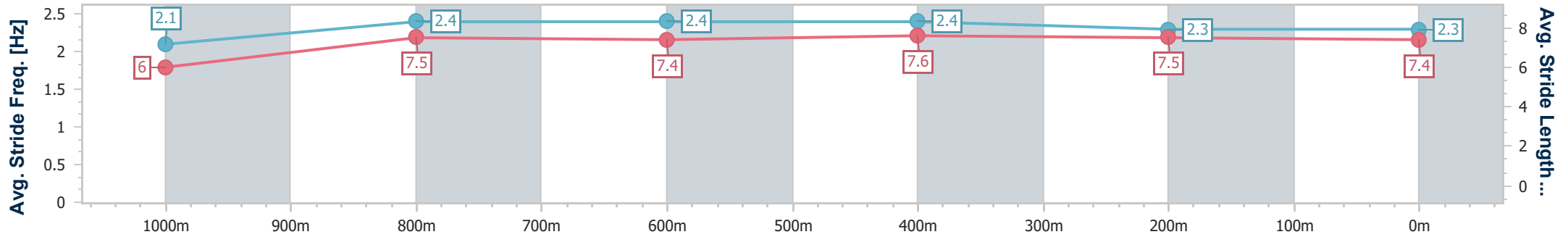
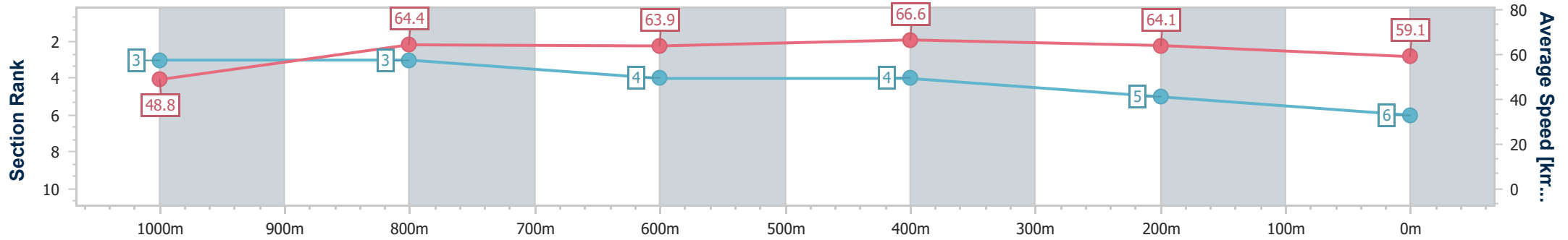
Rockhampton QLD Professional  
 Race 7: VALENTINE'S DAY AT CALLAGHAN PARK RATINGS  
 BAND 0 - 55 Handicap - 1100m



23 January 2025 - 12:31

Track Rating: Good 4, Weather: Hot, Rail Position: +7m Entire

Section	Overall	1000m	800m	600m	400m	200m
Section Times	1:04.20 [6] (0:07.39)	0:56.81 [3] (0:11.19)	0:45.62 [3] (0:11.38)	0:34.24 [4] (0:10.82)	0:23.42 [4] (0:11.24)	0:12.18 [5] (0:12.18)
Average Speed [km/h]	48.8	64.4	63.9	66.6	64.1	59.1
Top Speed [km/h]	62.4	65.1	65.0	67.1	66.3	62.2
Avg. Dist. to Rail [m]	2.8	0.3	1.5	3.3	4.1	3.3
Avg. Stride Freq. [Hz]	2.1	2.4	2.4	2.4	2.3	2.3
Avg. Stride Length [m]	6.0	7.5	7.4	7.6	7.5	7.4



- [ ] Ranking at each section and finish
- .-.- No data available at this section
- NA No data available



Horse/Jockey Name	Cantor
Final Rank	7
Fastest Section Time (Section)	0:08.10 (Overall)
Top Speed [km/h] (Section)	67.9 (600m)
Race State	Finished



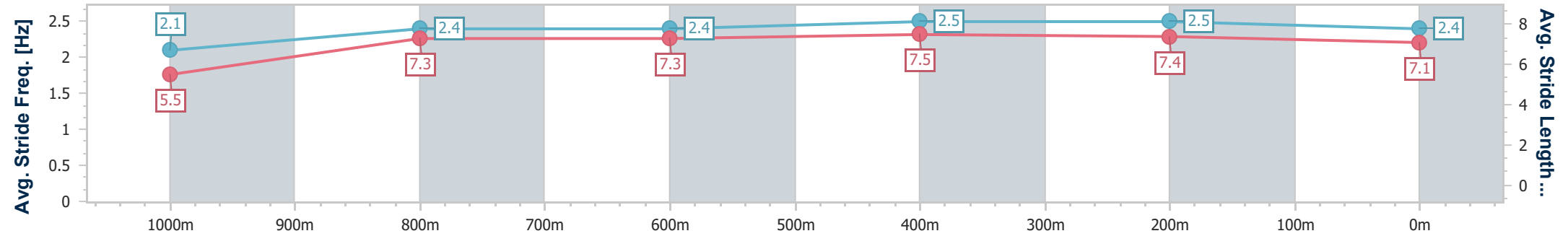
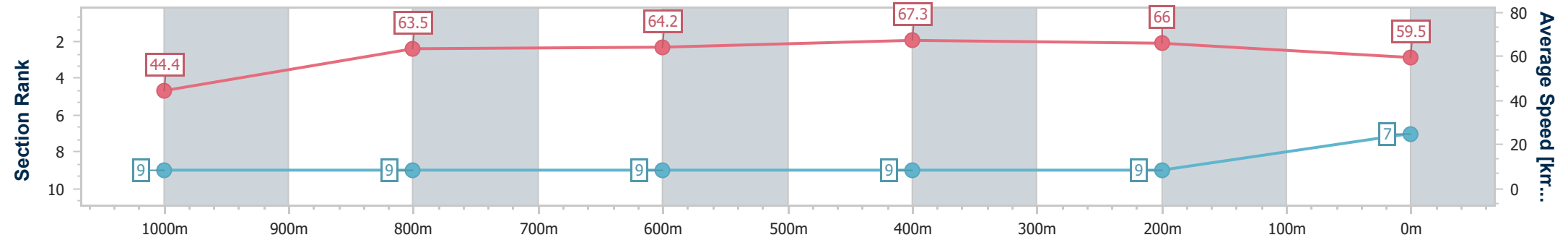
Rockhampton QLD Professional  
 Race 7: VALENTINE'S DAY AT CALLAGHAN PARK RATINGS  
 BAND 0 - 55 Handicap - 1100m



23 January 2025 - 12:31

Track Rating: Good 4, Weather: Hot, Rail Position: +7m Entire

Section	Overall	1000m	800m	600m	400m	200m
Section Times	1:04.42 [7] (0:08.10)	0:56.32 [9] (0:11.32)	0:45.00 [9] (0:11.28)	0:33.72 [9] (0:10.72)	0:23.00 [9] (0:10.92)	0:12.08 [9] (0:12.08)
Average Speed [km/h]	44.4	63.5	64.2	67.3	66.0	59.5
Top Speed [km/h]	56.7	65.6	65.5	67.9	67.5	63.2
Avg. Dist. to Rail [m]	4.0	0.4	1.1	3.2	7.5	9.8
Avg. Stride Freq. [Hz]	2.1	2.4	2.4	2.5	2.5	2.4
Avg. Stride Length [m]	5.5	7.3	7.3	7.5	7.4	7.1



- [ ] Ranking at each section and finish
- .-.- No data available at this section
- NA No data available



Horse/Jockey Name	Sweet Fantasy
Final Rank	8
Fastest Section Time (Section)	0:07.74 (Overall)
Top Speed [km/h] (Section)	67.8 (600m)
Race State	Finished



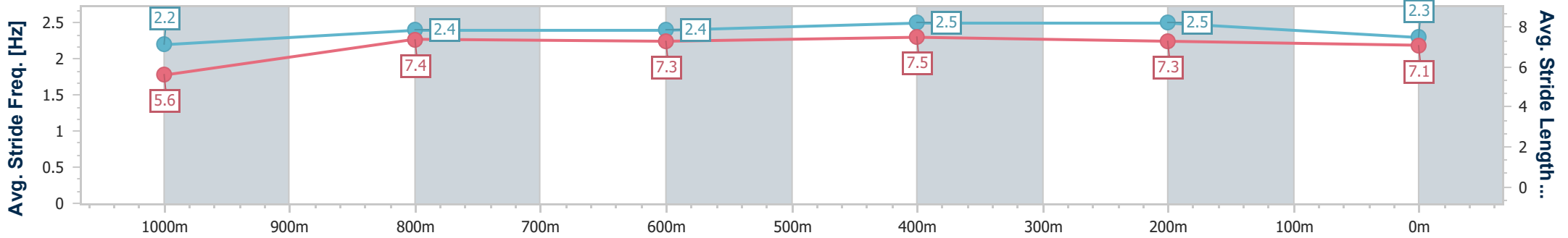
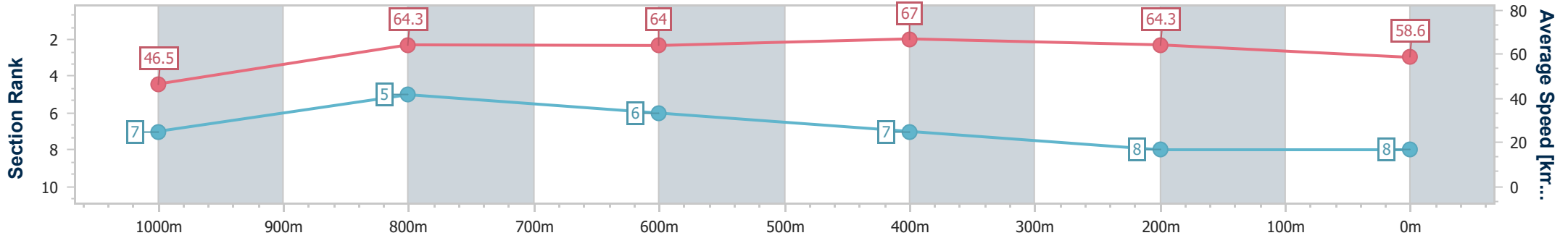
Rockhampton QLD Professional  
 Race 7: VALENTINE'S DAY AT CALLAGHAN PARK RATINGS  
 BAND 0 - 55 Handicap - 1100m



23 January 2025 - 12:31

Track Rating: Good 4, Weather: Hot, Rail Position: +7m Entire

Section	Overall	1000m	800m	600m	400m	200m
Section Times	1:04.50 [8] (0:07.74)	0:56.76 [7] (0:11.11)	0:45.65 [5] (0:11.44)	0:34.21 [6] (0:10.76)	0:23.45 [7] (0:11.20)	0:12.25 [8] (0:12.25)
Average Speed [km/h]	46.5	64.3	64.0	67.0	64.3	58.6
Top Speed [km/h]	63.4	65.0	65.3	67.8	66.0	62.9
Avg. Dist. to Rail [m]	1.1	1.0	2.0	4.2	6.4	6.3
Avg. Stride Freq. [Hz]	2.2	2.4	2.4	2.5	2.5	2.3
Avg. Stride Length [m]	5.6	7.4	7.3	7.5	7.3	7.1



- [ ] Ranking at each section and finish
- .-.- No data available at this section
- NA No data available



Horse/Jockey Name	Answering
Final Rank	9
Fastest Section Time (Section)	0:07.56 (Overall)
Top Speed [km/h] (Section)	67.8 (600m)
Race State	Finished



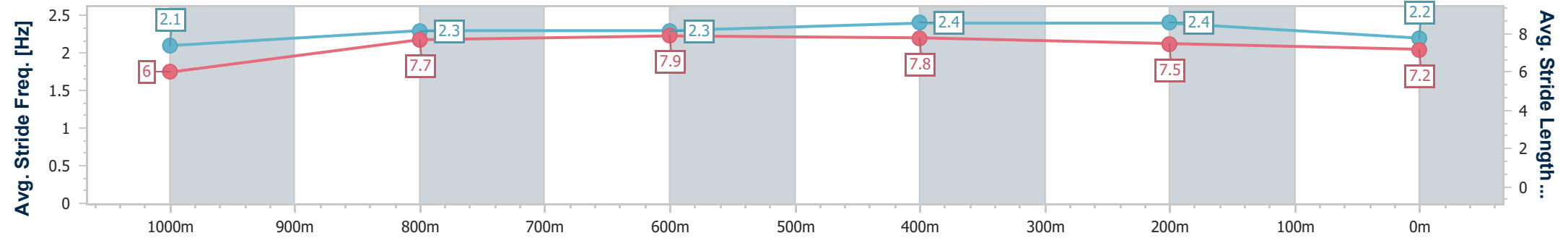
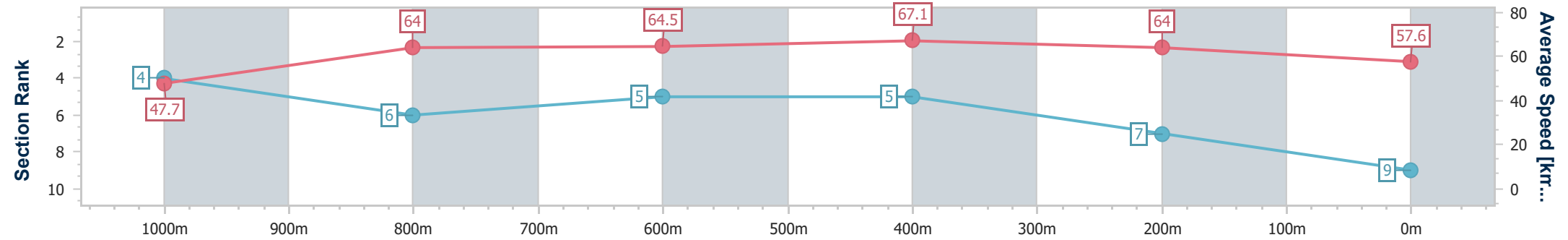
Rockhampton QLD Professional  
 Race 7: VALENTINE'S DAY AT CALLAGHAN PARK RATINGS  
 BAND 0 - 55 Handicap - 1100m



23 January 2025 - 12:31

Track Rating: Good 4, Weather: Hot, Rail Position: +7m Entire

Section	Overall	1000m	800m	600m	400m	200m
Section Times	1:04.71 [9] (0:07.56)	0:57.15 [4] (0:11.29)	0:45.86 [6] (0:11.36)	0:34.50 [5] (0:10.75)	0:23.75 [5] (0:11.26)	0:12.49 [7] (0:12.49)
Average Speed [km/h]	47.7	64.0	64.5	67.1	64.0	57.6
Top Speed [km/h]	62.7	64.5	65.2	67.8	67.1	61.2
Avg. Dist. to Rail [m]	5.9	1.1	2.3	4.4	7.7	8.5
Avg. Stride Freq. [Hz]	2.1	2.3	2.3	2.4	2.4	2.2
Avg. Stride Length [m]	6.0	7.7	7.9	7.8	7.5	7.2



- [ ] Ranking at each section and finish
- .-.- No data available at this section
- NA No data available





# Rockhampton QLD Professional

## Race 8: 15 MARCH ST PATRICK'S DAY OPEN Handicap - 1400m

23 January 2025 - 13:08



Track Rating: Good 4, Weather: Hot, Rail Position: +7m Entire

Section		Overall	1200m	1000m	800m	600m	400m	Last 600m				
Field Times		1:21.10 (0:12.24)	1:08.86 (0:10.91)	0:57.95 (0:11.26)	0:46.69 (0:11.75)	0:34.94 (0:11.35)	0:23.59 (0:11.41)	0:34.94				
Rank	TAB Horse/Jockey	Barrier	Top Speed [km/h]	Fastest Section								Distance Travelled [m]
1	2 ACROPHOBIC Sean Cormack	10	66.5 1200m	0:11.01 1200m	1:21.10 [1] (0:12.32)	1:08.78 [2] (0:11.01)	0:57.77 [2] (0:11.35)	0:46.42 [2] (0:11.66)	0:34.76 [2] (0:11.17)	0:23.59 [1] (0:11.41)	0:34.76	
2	3 ELLA TE AMA Kelsey Lenton	5	67.4 1200m	0:11.00 1200m	1:21.18 [2] (0:12.77)	1:08.41 [4] (0:11.00)	0:57.41 [3] (0:11.14)	0:46.27 [3] (0:11.60)	0:34.67 [3] (0:11.16)	0:23.51 [3] (0:11.38)	0:34.67	+0
3	4 IN EVIDENCE Ashley Butler	4	67.1 1200m	0:11.05 1200m	1:21.26 [3] (0:12.72)	1:08.54 [3] (0:11.05)	0:57.49 [3] (0:11.21)	0:46.28 [4] (0:11.74)	0:34.54 [4] (0:11.14)	0:23.40 [4] (0:11.26)	0:34.54	-5
4	1 LETMELETGO McKenzie Apel	8	65.7 600m	0:11.05 600m	1:21.82 [4] (0:13.12)	1:08.70 [6] (0:11.16)	0:57.54 [6] (0:11.33)	0:46.21 [6] (0:11.34)	0:34.87 [5] (0:11.05)	0:23.82 [5] (0:11.32)	0:34.87	+2
5	10 GET WHAT YOU GIVE Justin Stanley	3	66.3 600m	0:11.04 600m	1:22.04 [5] (0:13.31)	1:08.73 [8] (0:11.15)	0:57.58 [7] (0:11.26)	0:46.32 [7] (0:11.33)	0:34.99 [7] (0:11.04)	0:23.95 [6] (0:11.36)	0:34.99	-3
6	9 SINGLE HONOR Adam Sewell	1	67.7 Overall	0:10.91 1200m	1:22.20 [6] (0:12.24)	1:09.96 [1] (0:10.91)	0:59.05 [1] (0:11.26)	0:47.79 [1] (0:11.75)	0:36.04 [1] (0:11.35)	0:24.69 [1] (0:11.75)	0:36.04	-3
7	7 GRAYSONG Olivia Kendal	2	66.9 600m	0:11.09 600m	1:22.26 [7] (0:13.26)	1:09.00 [7] (0:11.44)	0:57.56 [9] (0:11.32)	0:46.24 [9] (0:11.31)	0:34.93 [9] (0:11.09)	0:23.84 [9] (0:11.39)	0:34.93	-2
8	5 SVINDAL Nathan Thomas	9	66.6 600m	0:10.99 600m	1:22.26 [8] (0:13.34)	1:08.92 [9] (0:11.24)	0:57.68 [8] (0:11.42)	0:46.26 [8] (0:11.25)	0:35.01 [8] (0:10.99)	0:24.02 [7] (0:11.45)	0:35.01	-4
9	6 BERING SEA Warwick Satherley	6	65.6 1200m	0:11.12 1200m	1:22.38 [9] (0:12.96)	1:09.42 [5] (0:11.12)	0:58.30 [5] (0:11.32)	0:46.98 [5] (0:11.59)	0:35.39 [6] (0:11.33)	0:24.06 [8] (0:11.57)	0:35.39	+0

Scratched: Johnny Dash (#8)

[ ] Ranking at each section and finish  
 -:-:- No data available at this section  
 NA No data available

SCN Saddle cloth number  
 DNF Did not finish  
 DNT Did not track



# Rockhampton QLD Professional

## Race 8: 15 MARCH ST PATRICK'S DAY OPEN Handicap - 1400m

23 January 2025 - 13:08



Track Rating: Good 4, Weather: Hot, Rail Position: +7m Entire

Section				200m				Last 600m		
Field Times				0:12.18 (0:12.18)				0:34.94		
Rank	TAB	Horse/Jockey	Barrier	Top Speed [km/h]	Fastest Section	Margin			Distance Travelled [m]	
1	2	<b>ACROPHOBIC</b> Sean Cormack	10	66.5 1200m	0:11.01 1200m	0:12.18 [1] (0:12.18)	1:21.10		0:34.76	
2	3	<b>ELLA TE AMA</b> Kelsey Lenton	5	67.4 1200m	0:11.00 1200m	0:12.13 [2] (0:12.13)	0.5L		0:34.67	+0
3	4	<b>IN EVIDENCE</b> Ashley Butler	4	67.1 1200m	0:11.05 1200m	0:12.14 [3] (0:12.14)	0.94L		0:34.54	-5
4	1	<b>LETMELETGO</b> McKenzie Apel	8	65.7 600m	0:11.05 600m	0:12.50 [5] (0:12.50)	4.24L		0:34.87	+2
5	10	<b>GET WHAT YOU GIVE</b> Justin Stanley	3	66.3 600m	0:11.04 600m	0:12.59 [6] (0:12.59)	5.56L		0:34.99	-3
6	9	<b>SINGLE HONOR</b> Adam Sewell	1	67.7 Overall	0:10.91 1200m	0:12.94 [4] (0:12.94)	6.47L		0:36.04	-3
7	7	<b>GRAYSONG</b> Olivia Kendal	2	66.9 600m	0:11.09 600m	0:12.45 [8] (0:12.45)	6.8L		0:34.93	-2
8	5	<b>SVINDAL</b> Nathan Thomas	9	66.6 600m	0:10.99 600m	0:12.57 [7] (0:12.57)	6.85L		0:35.01	-4
9	6	<b>BERING SEA</b> Warwick Satherley	6	65.6 1200m	0:11.12 1200m	0:12.49 [9] (0:12.49)	7.5L		0:35.39	+0

Scratched: Johnny Dash (#8)

[ ] Ranking at each section and finish  
 -:-:- No data available at this section  
 NA No data available

SCN Saddle cloth number  
 DNF Did not finish  
 DNT Did not track



Horse/Jockey Name	Acrophobic
Final Rank	1
Fastest Section Time (Section)	0:11.01 (1200m)
Top Speed [km/h] (Section)	66.5 (1200m)
Race State	Finished



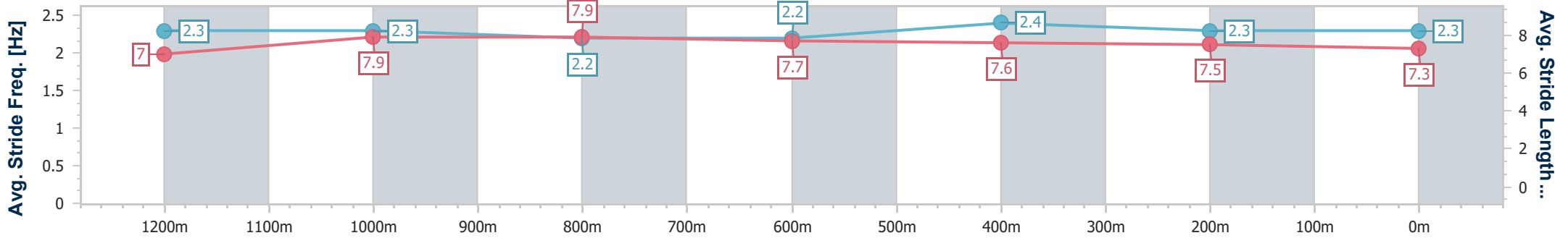
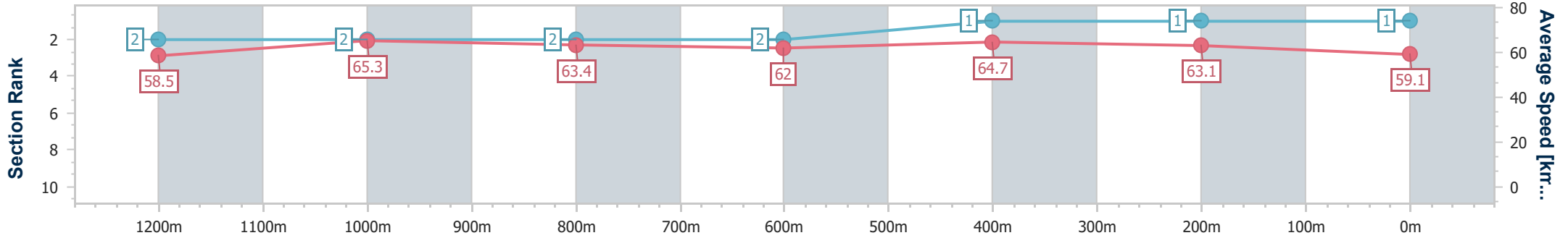
Rockhampton QLD Professional  
Race 8: 15 MARCH ST PATRICK'S DAY OPEN Handicap - 1400m

23 January 2025 - 13:08

Track Rating: Good 4, Weather: Hot, Rail Position: +7m Entire



Section	Overall	1200m	1000m	800m	600m	400m	200m
Section Times	1:21.10 [1] (0:12.32)	1:08.78 [2] (0:11.01)	0:57.77 [2] (0:11.35)	0:46.42 [2] (0:11.66)	0:34.76 [2] (0:11.17)	0:23.59 [1] (0:11.41)	0:12.18 [1] (0:12.18)
Average Speed [km/h]	58.5	65.3	63.4	62.0	64.7	63.1	59.1
Top Speed [km/h]	66.3	66.5	65.3	64.3	65.7	65.4	62.0
Avg. Dist. to Rail [m]	4.1	0.4	0.7	1.1	3.8	4.4	3.7
Avg. Stride Freq. [Hz]	2.3	2.3	2.2	2.2	2.4	2.3	2.3
Avg. Stride Length [m]	7.0	7.9	7.9	7.7	7.6	7.5	7.3



- [ ] Ranking at each section and finish
- .-.- No data available at this section
- NA No data available



Horse/Jockey Name	Ella Te Ama
Final Rank	2
Fastest Section Time (Section)	0:11.00 (1200m)
Top Speed [km/h] (Section)	67.4 (1200m)
Race State	Finished



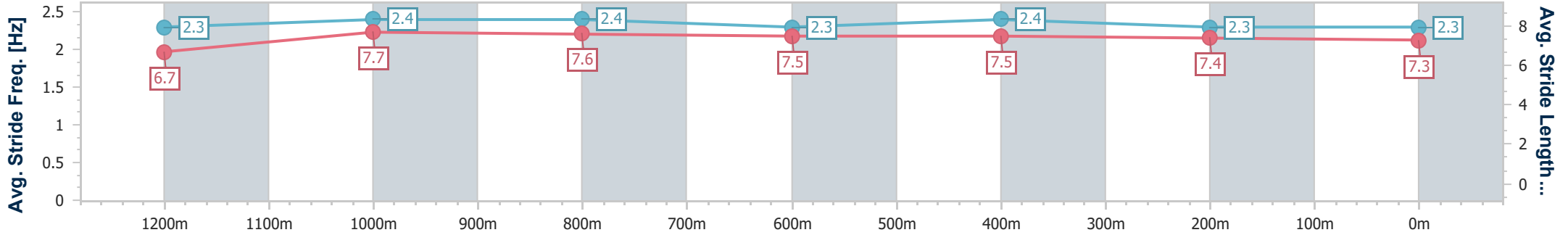
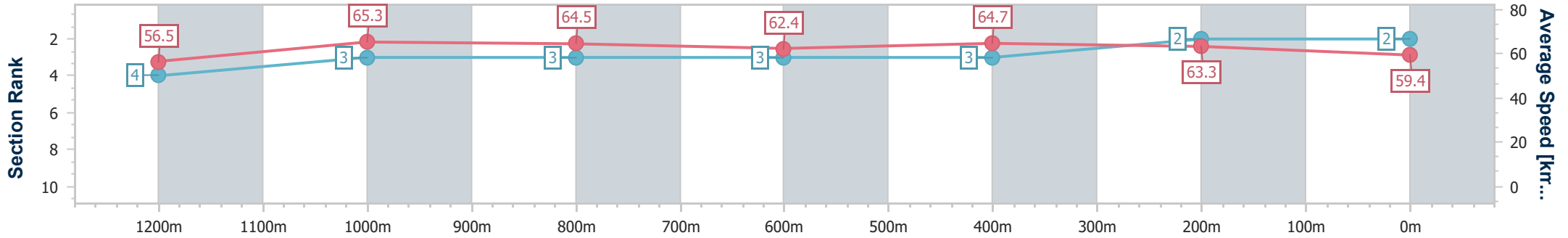
Rockhampton QLD Professional  
Race 8: 15 MARCH ST PATRICK'S DAY OPEN Handicap - 1400m

23 January 2025 - 13:08

Track Rating: Good 4, Weather: Hot, Rail Position: +7m Entire



Section	Overall	1200m	1000m	800m	600m	400m	200m
Section Times	1:21.18 [2] (0:12.77)	1:08.41 [4] (0:11.00)	0:57.41 [3] (0:11.14)	0:46.27 [3] (0:11.60)	0:34.67 [3] (0:11.16)	0:23.51 [3] (0:11.38)	0:12.13 [2] (0:12.13)
Average Speed [km/h]	56.5	65.3	64.5	62.4	64.7	63.3	59.4
Top Speed [km/h]	65.5	67.4	65.4	63.9	66.5	64.8	62.0
Avg. Dist. to Rail [m]	1.7	0.4	0.4	1.0	4.0	5.2	6.7
Avg. Stride Freq. [Hz]	2.3	2.4	2.4	2.3	2.4	2.3	2.3
Avg. Stride Length [m]	6.7	7.7	7.6	7.5	7.5	7.4	7.3



- [ ] Ranking at each section and finish
- .-.- No data available at this section
- NA No data available



Horse/Jockey Name	In Evidence
Final Rank	3
Fastest Section Time (Section)	0:11.05 (1200m)
Top Speed [km/h] (Section)	67.1 (1200m)
Race State	Finished



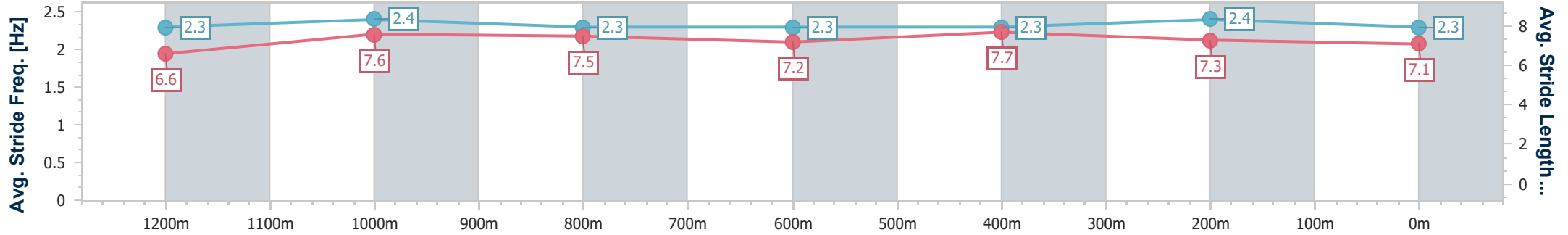
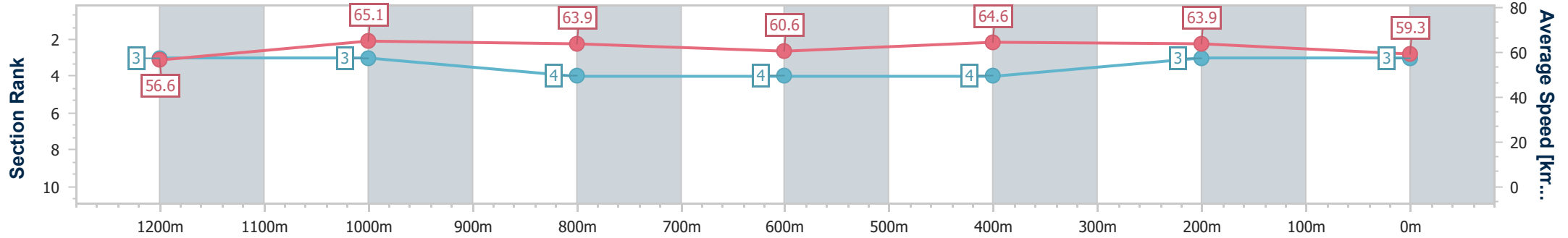
Rockhampton QLD Professional  
Race 8: 15 MARCH ST PATRICK'S DAY OPEN Handicap - 1400m

23 January 2025 - 13:08

Track Rating: Good 4, Weather: Hot, Rail Position: +7m Entire



Section	Overall	1200m	1000m	800m	600m	400m	200m
Section Times	1:21.26 [3] (0:12.72)	1:08.54 [3] (0:11.05)	0:57.49 [3] (0:11.21)	0:46.28 [4] (0:11.74)	0:34.54 [4] (0:11.14)	0:23.40 [4] (0:11.26)	0:12.14 [3] (0:12.14)
Average Speed [km/h]	56.6	65.1	63.9	60.6	64.6	63.9	59.3
Top Speed [km/h]	64.3	67.1	65.7	61.9	65.8	65.1	62.2
Avg. Dist. to Rail [m]	1.5	1.3	1.2	1.3	1.0	3.6	4.3
Avg. Stride Freq. [Hz]	2.3	2.4	2.3	2.3	2.3	2.4	2.3
Avg. Stride Length [m]	6.6	7.6	7.5	7.2	7.7	7.3	7.1



- [ ] Ranking at each section and finish
- .-.- No data available at this section
- NA No data available



Horse/Jockey Name	Letmeletgo
Final Rank	4
Fastest Section Time (Section)	0:11.05 (600m)
Top Speed [km/h] (Section)	65.7 (600m)
Race State	Finished



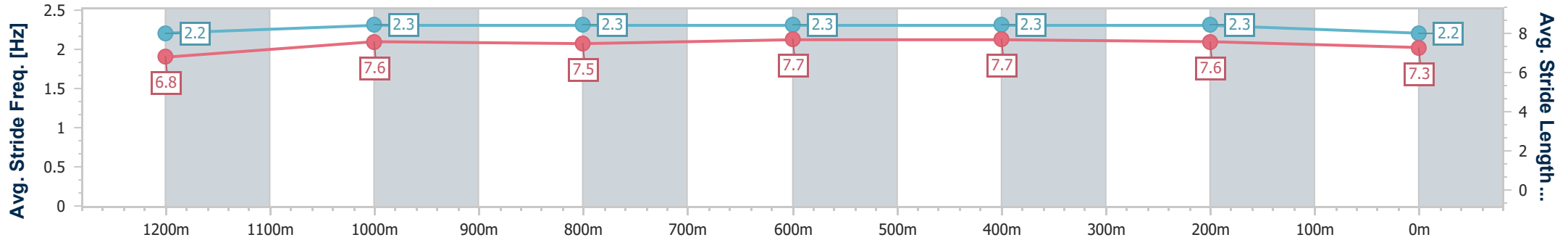
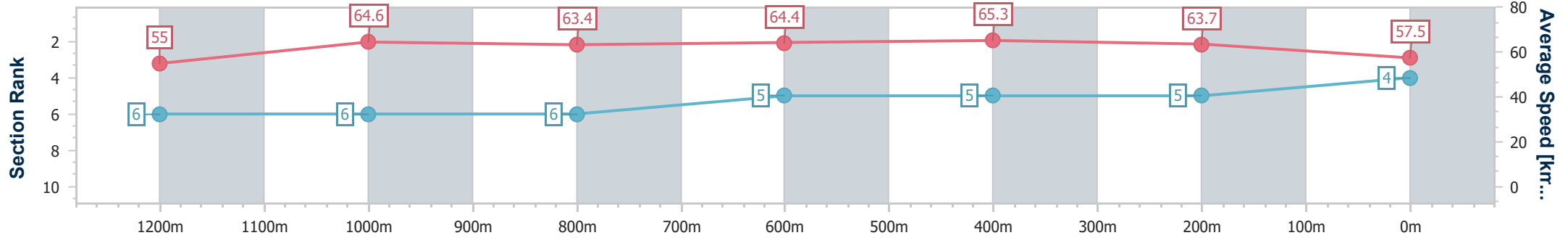
Rockhampton QLD Professional  
Race 8: 15 MARCH ST PATRICK'S DAY OPEN Handicap - 1400m

23 January 2025 - 13:08

Track Rating: Good 4, Weather: Hot, Rail Position: +7m Entire



Section	Overall	1200m	1000m	800m	600m	400m	200m
Section Times	1:21.82 [4] (0:13.12)	1:08.70 [6] (0:11.16)	0:57.54 [6] (0:11.33)	0:46.21 [6] (0:11.34)	0:34.87 [5] (0:11.05)	0:23.82 [5] (0:11.32)	0:12.50 [5] (0:12.50)
Average Speed [km/h]	55.0	64.6	63.4	64.4	65.3	63.7	57.5
Top Speed [km/h]	64.5	65.4	64.1	65.0	65.7	65.3	61.0
Avg. Dist. to Rail [m]	3.9	0.7	0.5	1.9	4.3	5.1	7.0
Avg. Stride Freq. [Hz]	2.2	2.3	2.3	2.3	2.3	2.3	2.2
Avg. Stride Length [m]	6.8	7.6	7.5	7.7	7.7	7.6	7.3



- [ ] Ranking at each section and finish
- .-.- No data available at this section
- NA No data available



Horse/Jockey Name	Get What You Give
Final Rank	5
Fastest Section Time (Section)	0:11.04 (600m)
Top Speed [km/h] (Section)	66.3 (600m)
Race State	Finished



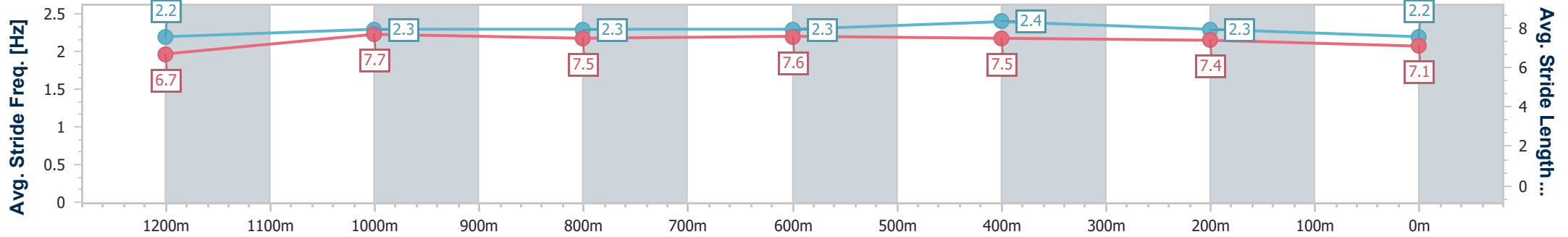
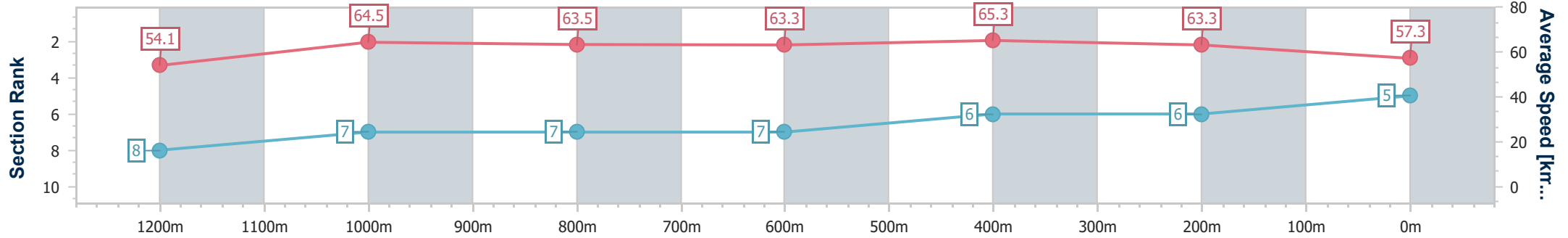
Rockhampton QLD Professional  
Race 8: 15 MARCH ST PATRICK'S DAY OPEN Handicap - 1400m



23 January 2025 - 13:08

Track Rating: Good 4, Weather: Hot, Rail Position: +7m Entire

Section	Overall	1200m	1000m	800m	600m	400m	200m
Section Times	1:22.04 [5] (0:13.31)	1:08.73 [8] (0:11.15)	0:57.58 [7] (0:11.26)	0:46.32 [7] (0:11.33)	0:34.99 [7] (0:11.04)	0:23.95 [6] (0:11.36)	0:12.59 [6] (0:12.59)
Average Speed [km/h]	54.1	64.5	63.5	63.3	65.3	63.3	57.3
Top Speed [km/h]	62.3	65.3	64.8	66.1	66.3	65.9	59.3
Avg. Dist. to Rail [m]	1.2	0.8	1.4	0.7	1.7	2.5	3.9
Avg. Stride Freq. [Hz]	2.2	2.3	2.3	2.3	2.4	2.3	2.2
Avg. Stride Length [m]	6.7	7.7	7.5	7.6	7.5	7.4	7.1



- [ ] Ranking at each section and finish
- .-.- No data available at this section
- NA No data available



Horse/Jockey Name	Single Honor
Final Rank	6
Fastest Section Time (Section)	0:10.91 (1200m)
Top Speed [km/h] (Section)	67.7 (Overall)
Race State	Finished



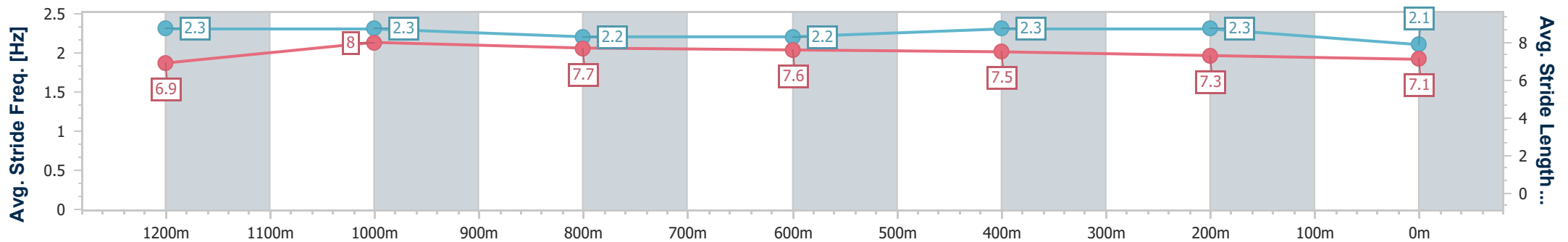
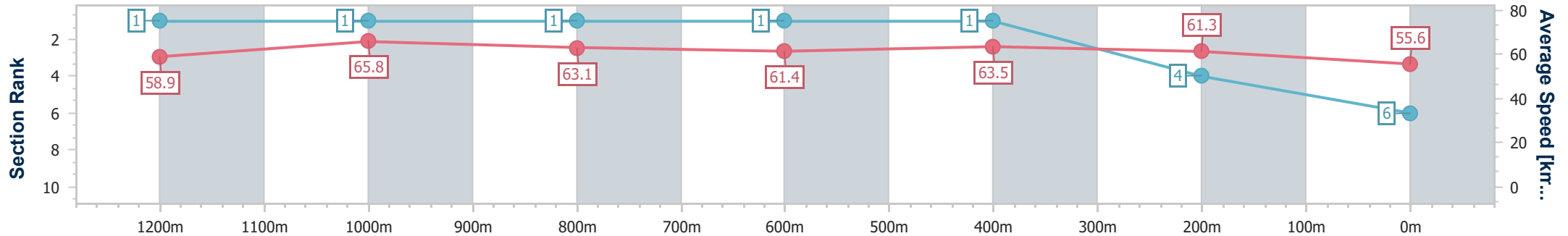
Rockhampton QLD Professional  
Race 8: 15 MARCH ST PATRICK'S DAY OPEN Handicap - 1400m

23 January 2025 - 13:08

Track Rating: Good 4, Weather: Hot, Rail Position: +7m Entire



Section	Overall	1200m	1000m	800m	600m	400m	200m
Section Times	1:22.20 [6] (0:12.24)	1:09.96 [1] (0:10.91)	0:59.05 [1] (0:11.26)	0:47.79 [1] (0:11.75)	0:36.04 [1] (0:11.35)	0:24.69 [1] (0:11.75)	0:12.94 [4] (0:12.94)
Average Speed [km/h]	58.9	65.8	63.1	61.4	63.5	61.3	55.6
Top Speed [km/h]	67.7	67.6	65.4	62.7	64.4	63.9	58.1
Avg. Dist. to Rail [m]	1.0	1.7	2.1	1.0	1.9	3.0	3.5
Avg. Stride Freq. [Hz]	2.3	2.3	2.2	2.2	2.3	2.3	2.1
Avg. Stride Length [m]	6.9	8.0	7.7	7.6	7.5	7.3	7.1



- [ ] Ranking at each section and finish
- .-.- No data available at this section
- NA No data available





Horse/Jockey Name	Graysong
Final Rank	7
Fastest Section Time (Section)	0:11.09 (600m)
Top Speed [km/h] (Section)	66.9 (600m)
Race State	Finished



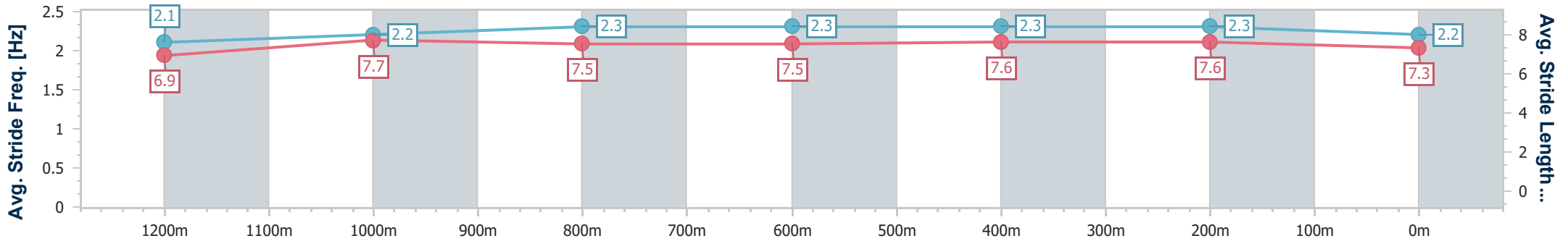
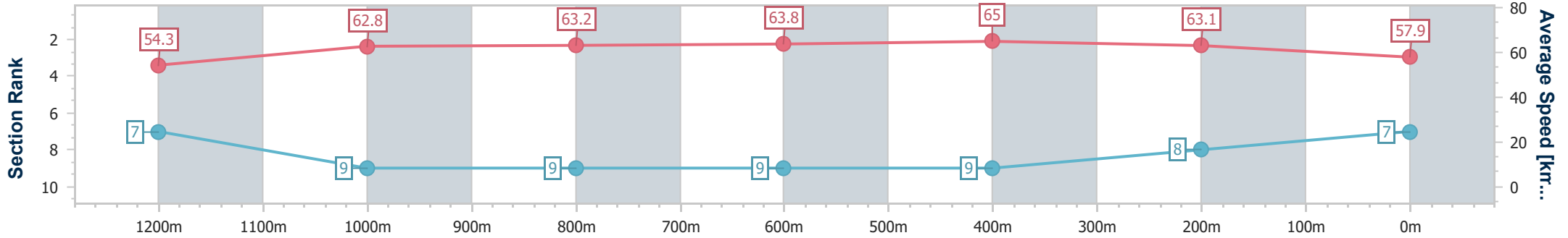
Rockhampton QLD Professional  
Race 8: 15 MARCH ST PATRICK'S DAY OPEN Handicap - 1400m

23 January 2025 - 13:08

Track Rating: Good 4, Weather: Hot, Rail Position: +7m Entire



Section	Overall	1200m	1000m	800m	600m	400m	200m
Section Times	1:22.26 [7] (0:13.26)	1:09.00 [7] (0:11.44)	0:57.56 [9] (0:11.32)	0:46.24 [9] (0:11.31)	0:34.93 [9] (0:11.09)	0:23.84 [9] (0:11.39)	0:12.45 [8] (0:12.45)
Average Speed [km/h]	54.3	62.8	63.2	63.8	65.0	63.1	57.9
Top Speed [km/h]	61.4	64.4	63.8	64.5	66.9	64.2	61.5
Avg. Dist. to Rail [m]	1.2	1.2	1.0	0.7	0.4	0.3	0.4
Avg. Stride Freq. [Hz]	2.1	2.2	2.3	2.3	2.3	2.3	2.2
Avg. Stride Length [m]	6.9	7.7	7.5	7.5	7.6	7.6	7.3



- [ ] Ranking at each section and finish
- .-.- No data available at this section
- NA No data available



Horse/Jockey Name	Svindal
Final Rank	8
Fastest Section Time (Section)	0:10.99 (600m)
Top Speed [km/h] (Section)	66.6 (600m)
Race State	Finished



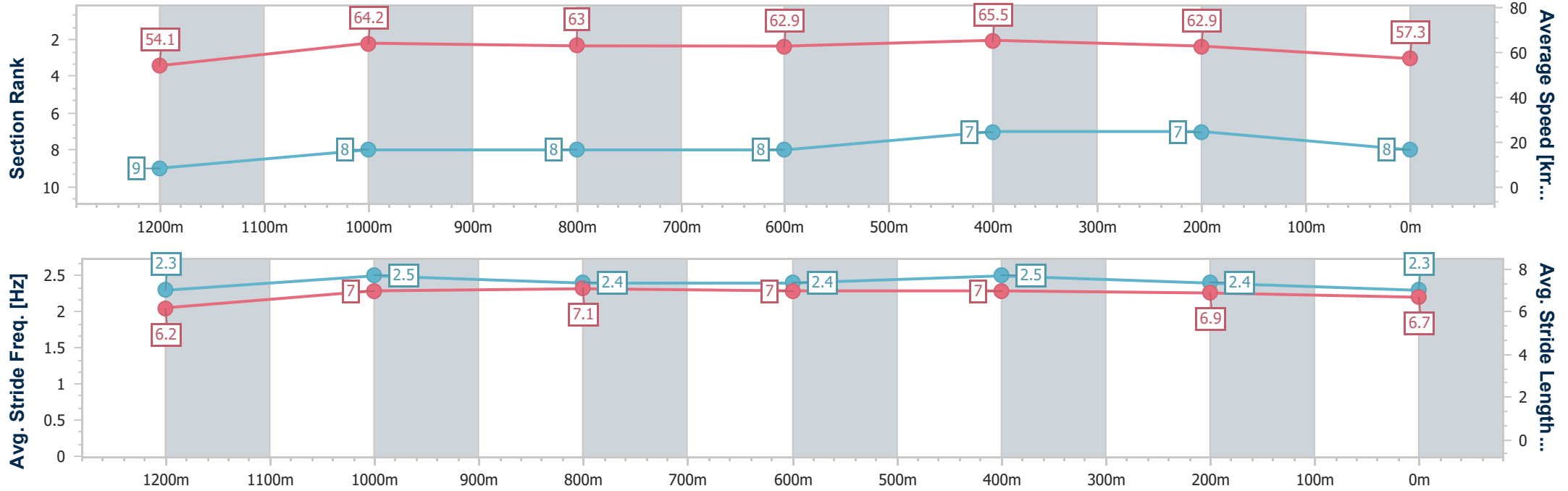
Rockhampton QLD Professional  
Race 8: 15 MARCH ST PATRICK'S DAY OPEN Handicap - 1400m

23 January 2025 - 13:08

Track Rating: Good 4, Weather: Hot, Rail Position: +7m Entire



Section	Overall	1200m	1000m	800m	600m	400m	200m
Section Times	1:22.26 [8] (0:13.34)	1:08.92 [9] (0:11.24)	0:57.68 [8] (0:11.42)	0:46.26 [8] (0:11.25)	0:35.01 [8] (0:10.99)	0:24.02 [7] (0:11.45)	0:12.57 [7] (0:12.57)
Average Speed [km/h]	54.1	64.2	63.0	62.9	65.5	62.9	57.3
Top Speed [km/h]	62.5	65.2	64.3	64.2	66.6	64.8	60.7
Avg. Dist. to Rail [m]	4.7	2.0	0.6	2.1	1.5	0.8	1.6
Avg. Stride Freq. [Hz]	2.3	2.5	2.4	2.4	2.5	2.4	2.3
Avg. Stride Length [m]	6.2	7.0	7.1	7.0	7.0	6.9	6.7



- [ ] Ranking at each section and finish
- .-.- No data available at this section
- NA No data available



Horse/Jockey Name	Bering Sea
Final Rank	9
Fastest Section Time (Section)	0:11.12 (1200m)
Top Speed [km/h] (Section)	65.6 (1200m)
Race State	Finished



Rockhampton QLD Professional  
Race 8: 15 MARCH ST PATRICK'S DAY OPEN Handicap - 1400m

23 January 2025 - 13:08

Track Rating: Good 4, Weather: Hot, Rail Position: +7m Entire



Section	Overall	1200m	1000m	800m	600m	400m	200m
Section Times	1:22.38 [9] (0:12.96)	1:09.42 [5] (0:11.12)	0:58.30 [5] (0:11.32)	0:46.98 [5] (0:11.59)	0:35.39 [6] (0:11.33)	0:24.06 [8] (0:11.57)	0:12.49 [9] (0:12.49)
Average Speed [km/h]	55.5	64.8	63.5	62.4	63.7	62.2	57.6
Top Speed [km/h]	63.8	65.6	64.5	64.2	64.0	63.6	61.4
Avg. Dist. to Rail [m]	2.8	0.1	0.6	0.8	1.5	2.4	3.8
Avg. Stride Freq. [Hz]	2.3	2.5	2.4	2.3	2.5	2.4	2.3
Avg. Stride Length [m]	6.2	7.5	7.3	7.2	7.6	7.3	6.8

