



Doomben QLD Professional

Race 8: LADBROKES BET TICKER RATINGS BAND 0 - 65 Handicap - 1200m

22 January 2025 - 17:46



BRISBANE
RACING CLUB

Track Rating: Good 4, Weather: Fine, Rail Position: +5m Entire

Section		Overall	1000m	800m	600m	400m	200m	Last 600m				
Field Times		1:09.17 (0:12.91)	0:56.26 (0:10.74)	0:45.52 (0:11.14)	0:34.38 (0:11.29)	0:23.09 (0:11.17)	0:11.92 (0:11.92)	0:34.38				
Rank	TAB Horse/Jockey	Barrier	Top Speed [km/h]	Fastest Section	Overall	1000m	800m	600m	400m	200m	Margin	Distance Travelled [m]
1	3 CASPERNOVA Vlad Duric	1	67.6	0:10.80	1:09.17 [1] (0:13.16)	0:56.01 [3] (0:10.80)	0:45.21 [3] (0:11.04)	0:34.17 [3] (0:11.30)	0:22.87 [3] (0:10.95)	0:11.92 [1] (0:11.92)	1:09.17	0:34.17
2	23 SPEED MAP Jag Guthmann-Chester	11	68.4	0:10.84	1:09.24 [2] (0:13.44)	0:55.80 [6] (0:10.84)	0:44.96 [6] (0:10.97)	0:33.99 [5] (0:11.30)	0:22.69 [5] (0:10.94)	0:11.75 [2] (0:11.75)	0.44L	0:33.99 +5
3	21 THE PLAYER Ryan Curatolo	2	67.6	0:10.84	1:09.51 [3] (0:13.90)	0:55.61 [9] (0:11.06)	0:44.55 [9] (0:10.84)	0:33.71 [8] (0:10.99)	0:22.72 [8] (0:11.02)	0:11.70 [7] (0:11.70)	2.01L	0:33.71 -1
4	4 DRANG A TANG Luke Dempsey	7	68.9	0:10.83	1:09.52 [4] (0:13.21)	0:56.31 [4] (0:10.83)	0:45.48 [4] (0:11.10)	0:34.38 [4] (0:11.38)	0:23.00 [4] (0:11.23)	0:11.77 [6] (0:11.77)	2.08L	0:34.38 +6
5	18 EXTREME SPIRIT Cody Collis	6	67.9	0:10.98	1:09.87 [5] (0:13.71)	0:56.16 [8] (0:11.13)	0:45.03 [8] (0:10.98)	0:34.05 [9] (0:11.14)	0:22.91 [10] (0:11.10)	0:11.81 [11] (0:11.81)	4.14L	0:34.05 +6
6	15 INDAZA Angela Jones	8	69.0	0:10.74	1:09.94 [6] (0:12.91)	0:57.03 [1] (0:10.74)	0:46.29 [1] (0:11.14)	0:35.15 [1] (0:11.29)	0:23.86 [1] (0:11.43)	0:12.43 [3] (0:12.43)	4.54L	0:35.15 -1
7	12 ROSE OF SHIRAZ Jake Bayliss	3	67.9	0:10.88	1:09.95 [7] (0:13.36)	0:56.59 [5] (0:10.88)	0:45.71 [5] (0:11.03)	0:34.68 [6] (0:11.31)	0:23.37 [6] (0:11.17)	0:12.20 [5] (0:12.20)	4.61L	0:34.68 +2
8	14 ADMONISH Andrew Mallyon	5	68.1	0:10.84	1:10.03 [8] (0:13.92)	0:56.11 [10] (0:11.06)	0:45.05 [10] (0:10.84)	0:34.21 [10] (0:11.05)	0:23.16 [9] (0:11.01)	0:12.15 [8] (0:12.15)	5.08L	0:34.21 +4
9	17 CLAIRVUE MOLLY Cejay Graham	10	68.4	0:10.83	1:10.16 [9] (0:13.96)	0:56.20 [11] (0:11.35)	0:44.85 [12] (0:10.91)	0:33.94 [12] (0:10.97)	0:22.97 [12] (0:10.83)	0:12.14 [10] (0:12.14)	5.83L	0:33.94 +3
10	1 KWAMI Les Tilley	9	68.6	0:10.69	1:10.25 [10] (0:12.97)	0:57.28 [2] (0:10.69)	0:46.59 [2] (0:11.17)	0:35.42 [2] (0:11.39)	0:24.03 [2] (0:11.41)	0:12.62 [4] (0:12.62)	6.38L	0:35.42 +6

Scratched: Boomster (#8), Certainlycan (#11), Tellez (#6), Mercian (#10), Lietuva (#7), Express Payment (#9), Jungle Law (#13), Cattrall (#16), Borrelli (#22), Monte Drifter (#24), Hurricane Hall (#5), Valetudo (#

[] Ranking at each section and finish
 -:-:- No data available at this section
 NA No data available

SCN Saddle cloth number
 DNF Did not finish
 DNT Did not track



Doomben QLD Professional
Race 8: LADBROKES BET TICKER RATINGS BAND 0 - 65 Handicap - 1200m
 22 January 2025 - 17:46



Track Rating: Good 4, Weather: Fine, Rail Position: +5m Entire

Section		Overall	1000m	800m	600m	400m	200m	Last 600m	
Field Times		1:09.17 (0:12.91)	0:56.26 (0:10.74)	0:45.52 (0:11.14)	0:34.38 (0:11.29)	0:23.09 (0:11.17)	0:11.92 (0:11.92)	0:34.38	

Rank	TAB	Horse/Jockey	Barrier	Top Speed [km/h]	Fastest Section	Overall	1000m	800m	600m	400m	200m	Margin	Distance Travelled [m]
11	19	WORTHY ESSGEE Mark Du Plessis	12	69.2 800m	0:10.79 600m	1:10.33 [11] (0:14.09)	0:56.24 [12] (0:11.04)	0:45.20 [11] (0:11.07)	0:34.13 [11] (0:10.79)	0:23.34 [11] (0:11.08)	0:12.26 [12] (0:12.26)	6.84L	0:34.13 +1
12	2	BILLY'S BRO James Orman	4	67.5 Overall	0:10.96 800m	1:10.54 [12] (0:13.49)	0:57.05 [7] (0:10.97)	0:46.08 [7] (0:10.96)	0:35.12 [7] (0:11.18)	0:23.94 [7] (0:11.32)	0:12.62 [9] (0:12.62)	8.07L	0:35.12 +6

Scratched: Boomster (#8), Certainlycan (#11), Tellez (#6), Mercian (#10), Lietuva (#7), Express Payment (#9), Jungle Law (#13), Cattrall (#16), Borrelli (#22), Monte Drifter (#24), Hurricane Hall (#5), Valetudo (#



Horse/Jockey Name	Caspernova
Final Rank	1
Fastest Section Time (Section)	0:10.80 (1000m)
Top Speed [km/h] (Section)	67.6 (Overall)
Race State	Finished

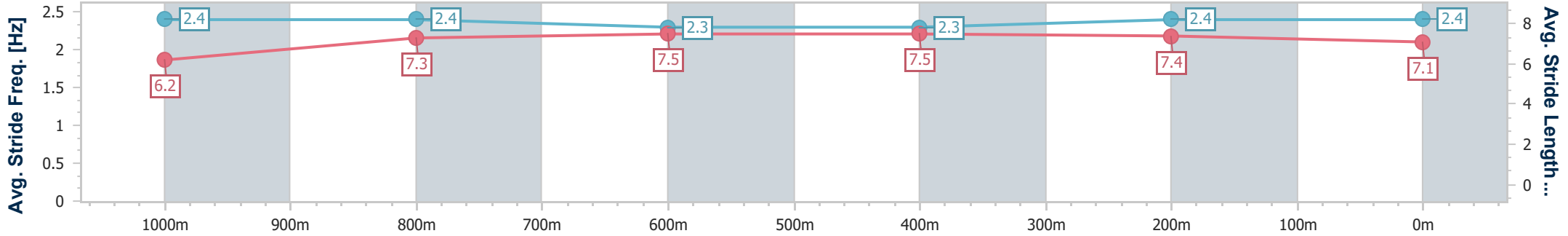
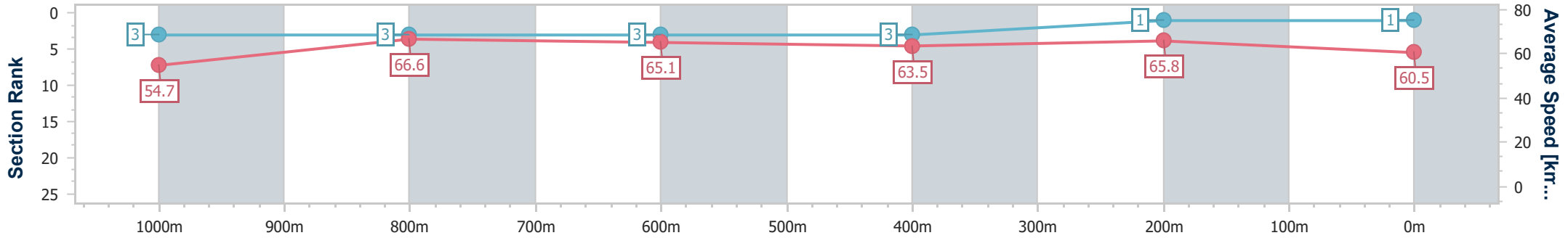


Doomben QLD Professional
Race 8: LADBROKES BET TICKER RATINGS BAND 0 - 65
Handicap - 1200m
22 January 2025 - 17:46
Track Rating: Good 4, Weather: Fine, Rail Position: +5m Entire



BRISBANE
RACING CLUB

Section	Overall	1000m	800m	600m	400m	200m
Section Times	1:09.17 [1] (0:13.16)	0:56.01 [3] (0:10.80)	0:45.21 [3] (0:11.04)	0:34.17 [3] (0:11.30)	0:22.87 [3] (0:10.95)	0:11.92 [1] (0:11.92)
Average Speed [km/h]	54.7	66.6	65.1	63.5	65.8	60.5
Top Speed [km/h]	67.6	67.5	66.6	65.3	67.2	65.4
Avg. Dist. to Rail [m]	0.7	0.3	0.5	0.5	2.2	4.1
Avg. Stride Freq. [Hz]	2.4	2.4	2.3	2.3	2.4	2.4
Avg. Stride Length [m]	6.2	7.3	7.5	7.5	7.4	7.1



- [] Ranking at each section and finish
- .-.- No data available at this section
- NA No data available



Horse/Jockey Name	Speed Map
Final Rank	2
Fastest Section Time (Section)	0:10.84 (1000m)
Top Speed [km/h] (Section)	68.4 (1000m)
Race State	Finished

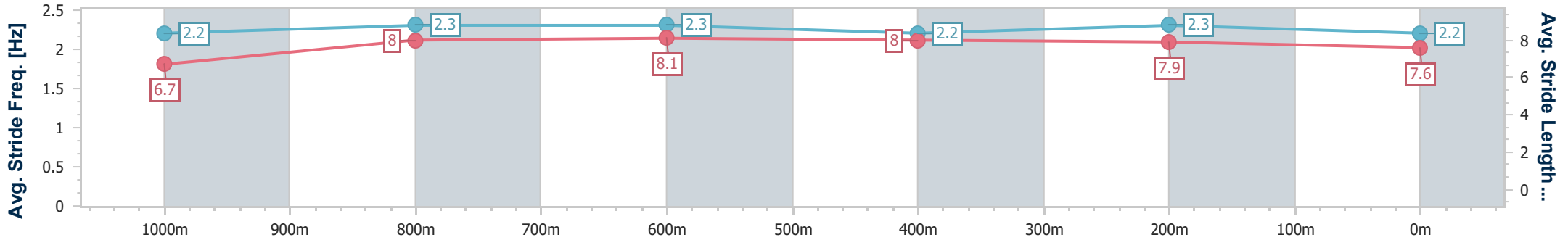
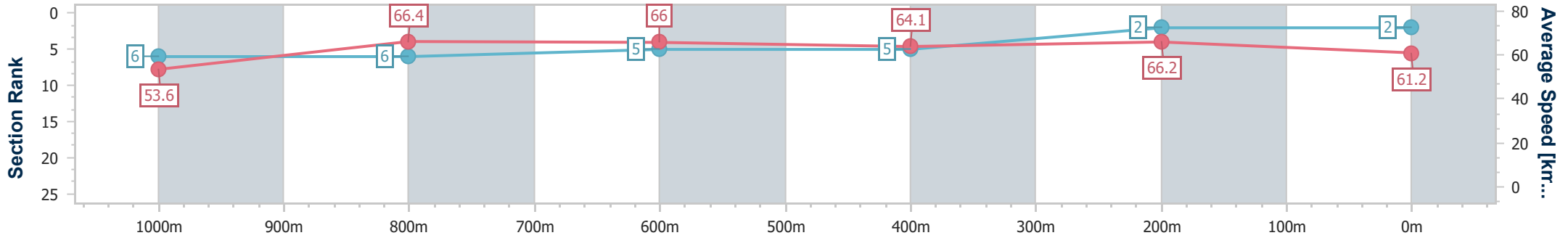


Doomben QLD Professional
Race 8: LADBROKES BET TICKER RATINGS BAND 0 - 65
Handicap - 1200m
22 January 2025 - 17:46
Track Rating: Good 4, Weather: Fine, Rail Position: +5m Entire



BRISBANE
 RACING CLUB

Section	Overall	1000m	800m	600m	400m	200m
Section Times	1:09.24 [2] (0:13.44)	0:55.80 [6] (0:10.84)	0:44.96 [6] (0:10.97)	0:33.99 [5] (0:11.30)	0:22.69 [5] (0:10.94)	0:11.75 [2] (0:11.75)
Average Speed [km/h]	53.6	66.4	66.0	64.1	66.2	61.2
Top Speed [km/h]	67.3	68.4	67.1	65.1	67.1	64.7
Avg. Dist. to Rail [m]	6.7	1.3	0.7	0.9	4.6	4.4
Avg. Stride Freq. [Hz]	2.2	2.3	2.3	2.2	2.3	2.2
Avg. Stride Length [m]	6.7	8.0	8.1	8.0	7.9	7.6



- [] Ranking at each section and finish
- .-.- No data available at this section
- NA No data available



Horse/Jockey Name	The Player
Final Rank	3
Fastest Section Time (Section)	0:10.84 (800m)
Top Speed [km/h] (Section)	67.6 (800m)
Race State	Finished

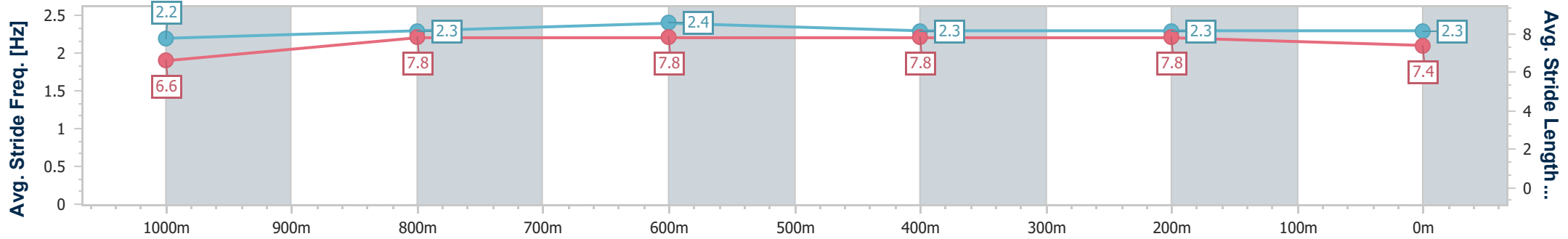
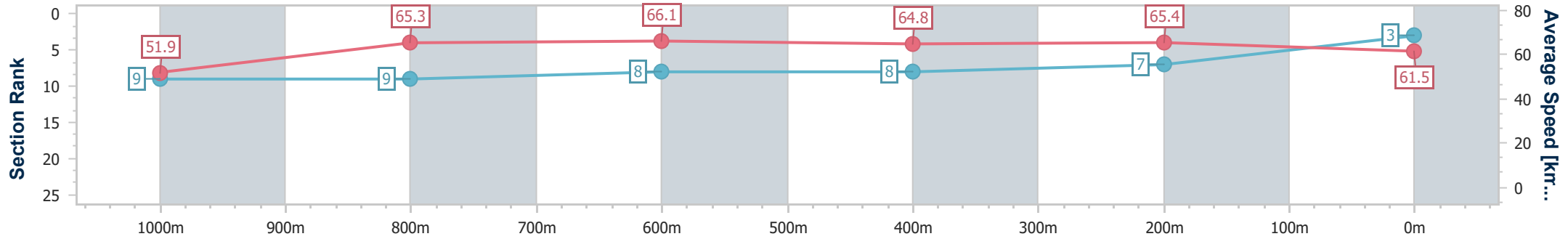


Doomben QLD Professional
Race 8: LADBROKES BET TICKER RATINGS BAND 0 - 65
Handicap - 1200m
22 January 2025 - 17:46
Track Rating: Good 4, Weather: Fine, Rail Position: +5m Entire



BRISBANE
RACING CLUB

Section	Overall	1000m	800m	600m	400m	200m
Section Times	1:09.51 [3] (0:13.90)	0:55.61 [9] (0:11.06)	0:44.55 [9] (0:10.84)	0:33.71 [8] (0:10.99)	0:22.72 [8] (0:11.02)	0:11.70 [7] (0:11.70)
Average Speed [km/h]	51.9	65.3	66.1	64.8	65.4	61.5
Top Speed [km/h]	66.9	66.5	67.6	65.9	66.4	64.5
Avg. Dist. to Rail [m]	2.1	0.8	0.6	1.9	1.8	3.0
Avg. Stride Freq. [Hz]	2.2	2.3	2.4	2.3	2.3	2.3
Avg. Stride Length [m]	6.6	7.8	7.8	7.8	7.8	7.4



- [] Ranking at each section and finish
- .-.- No data available at this section
- NA No data available



Horse/Jockey Name	Drang A Tang
Final Rank	4
Fastest Section Time (Section)	0:10.83 (1000m)
Top Speed [km/h] (Section)	68.9 (Overall)
Race State	Finished

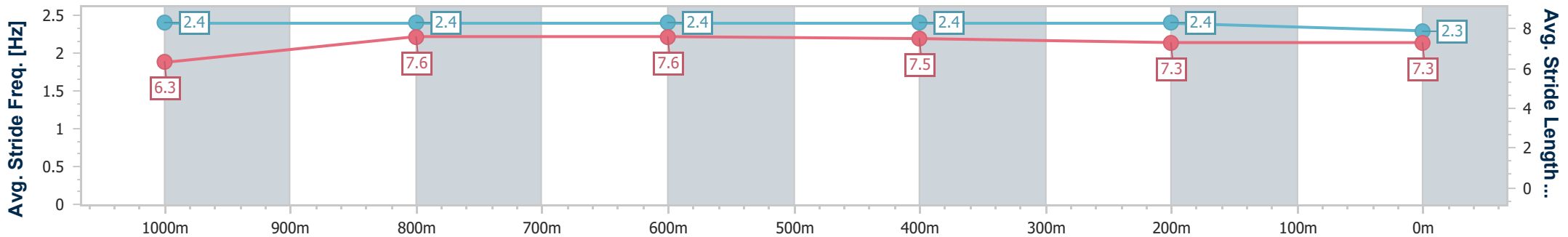
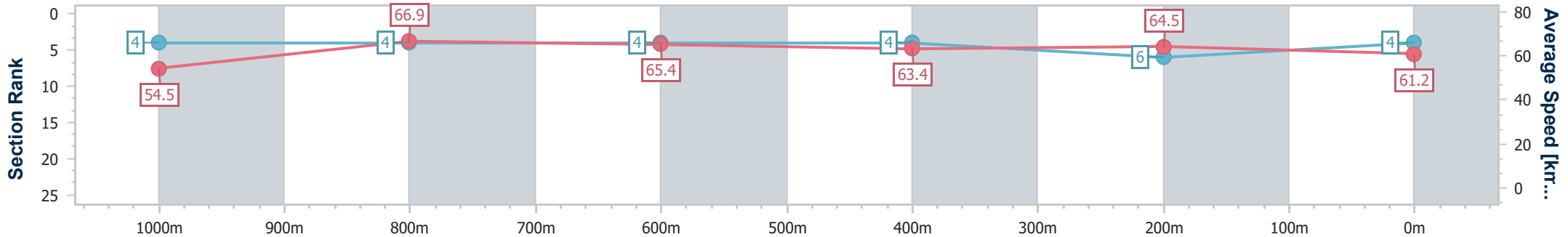


Doomben QLD Professional
Race 8: LADBROKES BET TICKER RATINGS BAND 0 - 65
Handicap - 1200m
22 January 2025 - 17:46
Track Rating: Good 4, Weather: Fine, Rail Position: +5m Entire



BRISBANE
 RACING CLUB

Section	Overall	1000m	800m	600m	400m	200m
Section Times	1:09.52 [4] (0:13.21)	0:56.31 [4] (0:10.83)	0:45.48 [4] (0:11.10)	0:34.38 [4] (0:11.38)	0:23.00 [4] (0:11.23)	0:11.77 [6] (0:11.77)
Average Speed [km/h]	54.5	66.9	65.4	63.4	64.5	61.2
Top Speed [km/h]	68.9	68.8	67.9	65.4	65.6	63.6
Avg. Dist. to Rail [m]	3.4	1.1	1.8	0.9	4.1	5.9
Avg. Stride Freq. [Hz]	2.4	2.4	2.4	2.4	2.4	2.3
Avg. Stride Length [m]	6.3	7.6	7.6	7.5	7.3	7.3



- [] Ranking at each section and finish
- .-.- No data available at this section
- NA No data available



Horse/Jockey Name	Extreme Spirit
Final Rank	5
Fastest Section Time (Section)	0:10.98 (800m)
Top Speed [km/h] (Section)	67.9 (Overall)
Race State	Finished

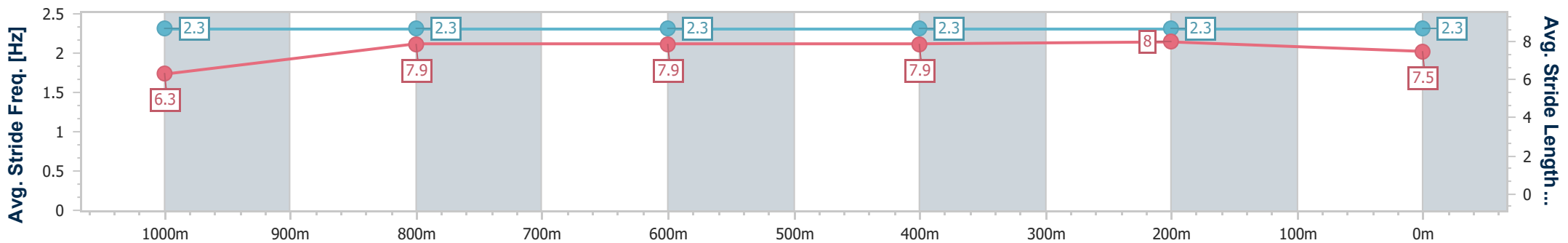
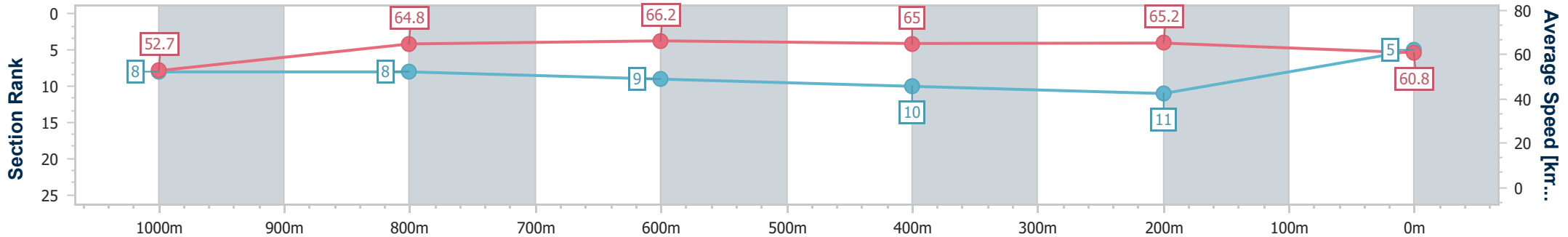


Doomben QLD Professional
Race 8: LADBROKES BET TICKER RATINGS BAND 0 - 65
Handicap - 1200m
22 January 2025 - 17:46
Track Rating: Good 4, Weather: Fine, Rail Position: +5m Entire



BRISBANE
RACING CLUB

Section	Overall	1000m	800m	600m	400m	200m
Section Times	1:09.87 [5] (0:13.71)	0:56.16 [8] (0:11.13)	0:45.03 [8] (0:10.98)	0:34.05 [9] (0:11.14)	0:22.91 [10] (0:11.10)	0:11.81 [11] (0:11.81)
Average Speed [km/h]	52.7	64.8	66.2	65.0	65.2	60.8
Top Speed [km/h]	67.9	66.4	67.8	66.6	65.6	64.4
Avg. Dist. to Rail [m]	4.1	1.6	1.8	0.8	4.4	8.0
Avg. Stride Freq. [Hz]	2.3	2.3	2.3	2.3	2.3	2.3
Avg. Stride Length [m]	6.3	7.9	7.9	7.9	8.0	7.5



- [] Ranking at each section and finish
- .-.- No data available at this section
- NA No data available



Horse/Jockey Name	Indaza
Final Rank	6
Fastest Section Time (Section)	0:10.74 (1000m)
Top Speed [km/h] (Section)	69.0 (Overall)
Race State	Finished

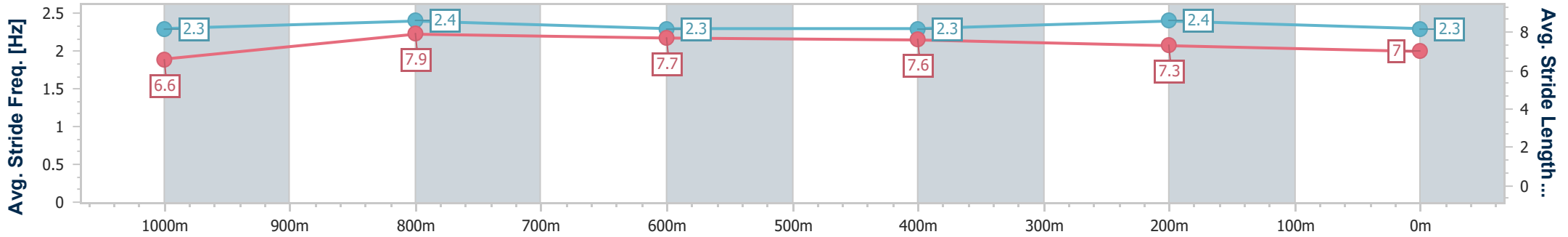
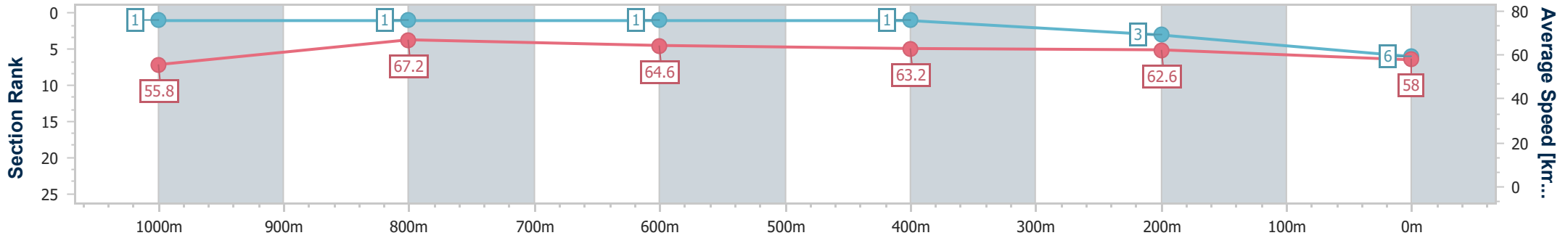


Doomben QLD Professional
Race 8: LADBROKES BET TICKER RATINGS BAND 0 - 65
Handicap - 1200m
22 January 2025 - 17:46
Track Rating: Good 4, Weather: Fine, Rail Position: +5m Entire



BRISBANE
 RACING CLUB

Section	Overall	1000m	800m	600m	400m	200m
Section Times	1:09.94 [6] (0:12.91)	0:57.03 [1] (0:10.74)	0:46.29 [1] (0:11.14)	0:35.15 [1] (0:11.29)	0:23.86 [1] (0:11.43)	0:12.43 [3] (0:12.43)
Average Speed [km/h]	55.8	67.2	64.6	63.2	62.6	58.0
Top Speed [km/h]	69.0	68.4	65.3	64.4	64.3	62.3
Avg. Dist. to Rail [m]	3.8	0.3	0.5	1.6	1.2	2.0
Avg. Stride Freq. [Hz]	2.3	2.4	2.3	2.3	2.4	2.3
Avg. Stride Length [m]	6.6	7.9	7.7	7.6	7.3	7.0



- [] Ranking at each section and finish
- .-.- No data available at this section
- NA No data available



Horse/Jockey Name	Rose Of Shiraz
Final Rank	7
Fastest Section Time (Section)	0:10.88 (1000m)
Top Speed [km/h] (Section)	67.9 (1000m)
Race State	Finished

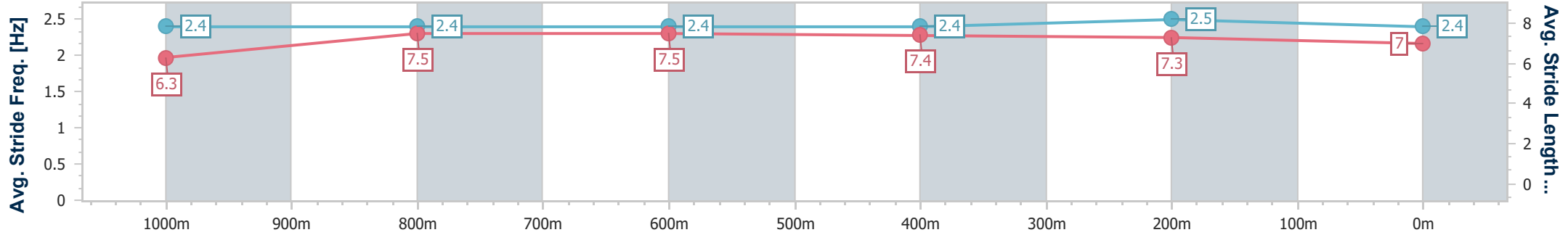
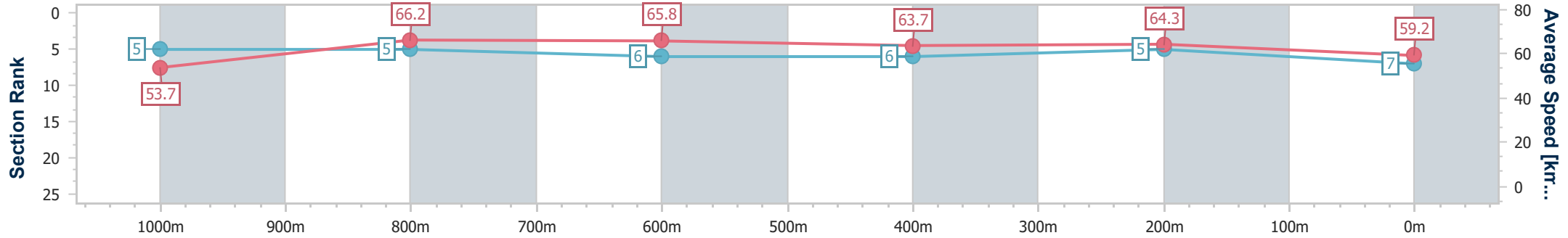


Doomben QLD Professional
Race 8: LADBROKES BET TICKER RATINGS BAND 0 - 65
Handicap - 1200m
22 January 2025 - 17:46
Track Rating: Good 4, Weather: Fine, Rail Position: +5m Entire



BRISBANE
 RACING CLUB

Section	Overall	1000m	800m	600m	400m	200m
Section Times	1:09.95 [7] (0:13.36)	0:56.59 [5] (0:10.88)	0:45.71 [5] (0:11.03)	0:34.68 [6] (0:11.31)	0:23.37 [6] (0:11.17)	0:12.20 [5] (0:12.20)
Average Speed [km/h]	53.7	66.2	65.8	63.7	64.3	59.2
Top Speed [km/h]	67.5	67.9	66.9	65.1	65.3	62.8
Avg. Dist. to Rail [m]	1.6	0.2	0.8	0.5	0.2	0.3
Avg. Stride Freq. [Hz]	2.4	2.4	2.4	2.4	2.5	2.4
Avg. Stride Length [m]	6.3	7.5	7.5	7.4	7.3	7.0



- [] Ranking at each section and finish
- .-.- No data available at this section
- NA No data available



Horse/Jockey Name	Admonish
Final Rank	8
Fastest Section Time (Section)	0:10.84 (800m)
Top Speed [km/h] (Section)	68.1 (400m)
Race State	Finished

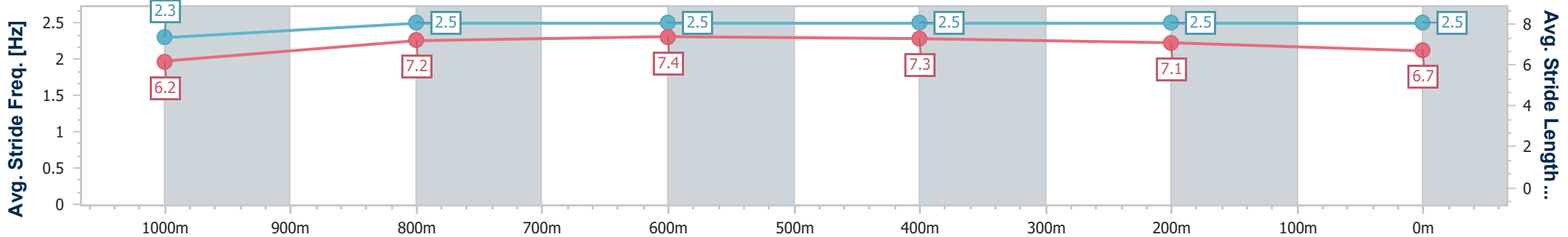
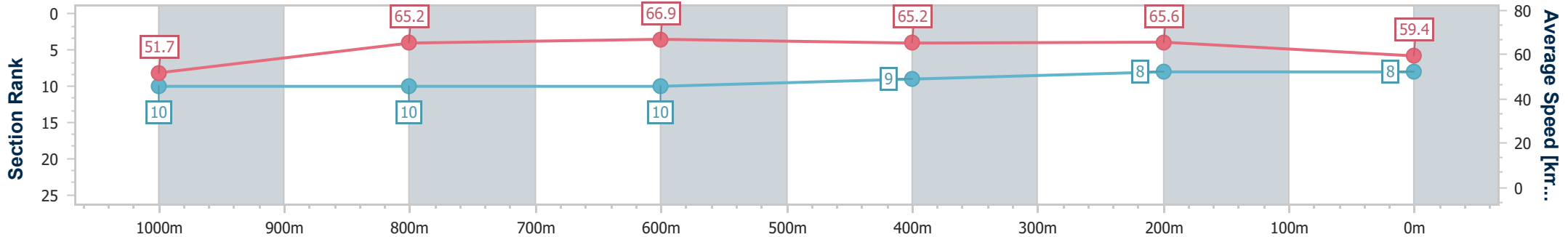


Doomben QLD Professional
Race 8: LADBROKES BET TICKER RATINGS BAND 0 - 65
Handicap - 1200m
22 January 2025 - 17:46
Track Rating: Good 4, Weather: Fine, Rail Position: +5m Entire



BRISBANE
RACING CLUB

Section	Overall	1000m	800m	600m	400m	200m
Section Times	1:10.03 [8] (0:13.92)	0:56.11 [10] (0:11.06)	0:45.05 [10] (0:10.84)	0:34.21 [10] (0:11.05)	0:23.16 [9] (0:11.01)	0:12.15 [8] (0:12.15)
Average Speed [km/h]	51.7	65.2	66.9	65.2	65.6	59.4
Top Speed [km/h]	66.1	68.0	67.7	66.7	68.1	63.6
Avg. Dist. to Rail [m]	2.9	1.4	1.0	0.4	3.0	5.5
Avg. Stride Freq. [Hz]	2.3	2.5	2.5	2.5	2.5	2.5
Avg. Stride Length [m]	6.2	7.2	7.4	7.3	7.1	6.7



- [] Ranking at each section and finish
- .-.- No data available at this section
- NA No data available



Horse/Jockey Name	Clairvue Molly
Final Rank	9
Fastest Section Time (Section)	0:10.83 (400m)
Top Speed [km/h] (Section)	68.4 (Overall)
Race State	Finished

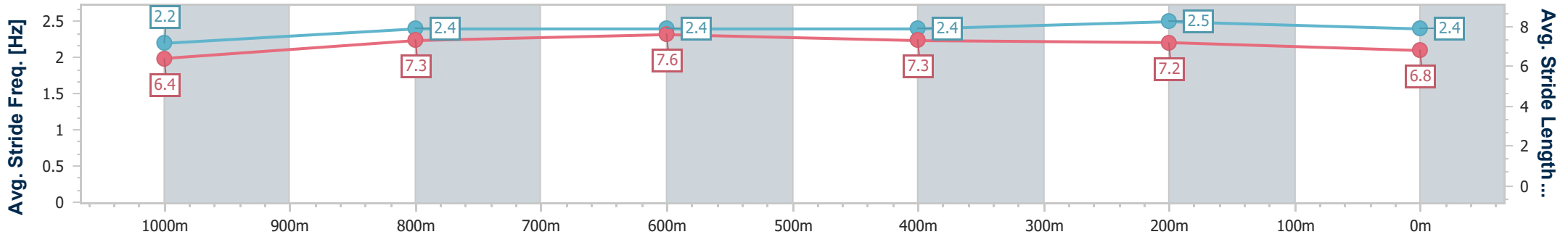
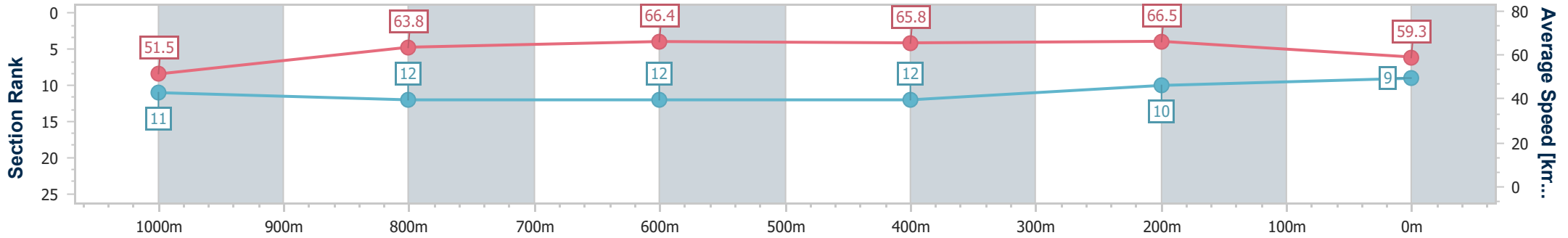


Doomben QLD Professional
Race 8: LADBROKES BET TICKER RATINGS BAND 0 - 65
Handicap - 1200m
22 January 2025 - 17:46
Track Rating: Good 4, Weather: Fine, Rail Position: +5m Entire



BRISBANE
RACING CLUB

Section	Overall	1000m	800m	600m	400m	200m
Section Times	1:10.16 [9] (0:13.96)	0:56.20 [11] (0:11.35)	0:44.85 [12] (0:10.91)	0:33.94 [12] (0:10.97)	0:22.97 [12] (0:10.83)	0:12.14 [10] (0:12.14)
Average Speed [km/h]	51.5	63.8	66.4	65.8	66.5	59.3
Top Speed [km/h]	68.4	68.0	68.2	68.2	67.8	63.4
Avg. Dist. to Rail [m]	6.0	2.3	1.2	0.7	2.2	3.7
Avg. Stride Freq. [Hz]	2.2	2.4	2.4	2.4	2.5	2.4
Avg. Stride Length [m]	6.4	7.3	7.6	7.3	7.2	6.8



- [] Ranking at each section and finish
- .-.- No data available at this section
- NA No data available



Horse/Jockey Name	Kwami
Final Rank	10
Fastest Section Time (Section)	0:10.69 (1000m)
Top Speed [km/h] (Section)	68.6 (1000m)
Race State	Finished

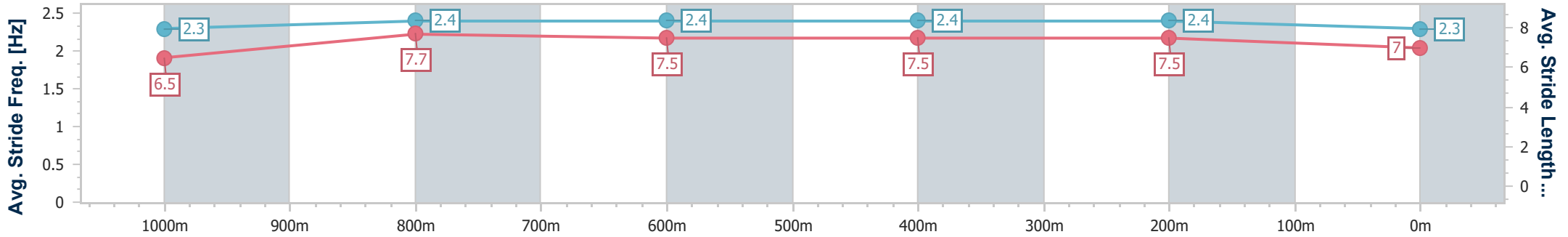
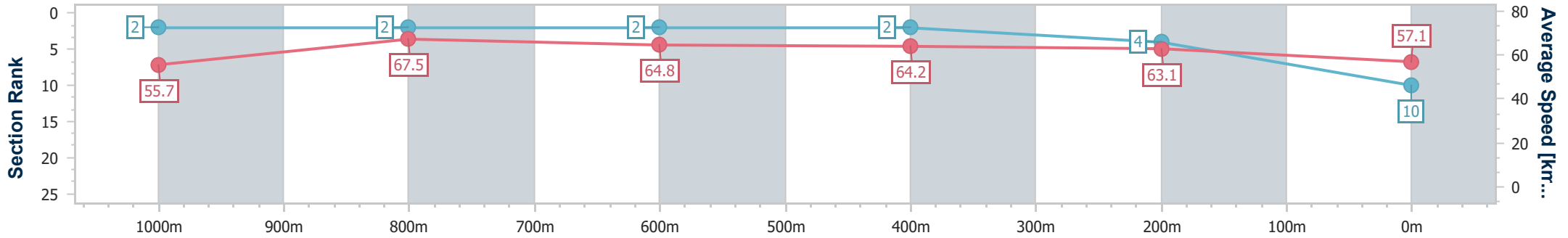


Doomben QLD Professional
Race 8: LADBROKES BET TICKER RATINGS BAND 0 - 65
Handicap - 1200m
22 January 2025 - 17:46
Track Rating: Good 4, Weather: Fine, Rail Position: +5m Entire



BRISBANE
 RACING CLUB

Section	Overall	1000m	800m	600m	400m	200m
Section Times	1:10.25 [10] (0:12.97)	0:57.28 [2] (0:10.69)	0:46.59 [2] (0:11.17)	0:35.42 [2] (0:11.39)	0:24.03 [2] (0:11.41)	0:12.62 [4] (0:12.62)
Average Speed [km/h]	55.7	67.5	64.8	64.2	63.1	57.1
Top Speed [km/h]	68.6	68.6	66.8	65.1	64.7	61.1
Avg. Dist. to Rail [m]	5.2	1.1	1.9	2.2	2.0	2.4
Avg. Stride Freq. [Hz]	2.3	2.4	2.4	2.4	2.4	2.3
Avg. Stride Length [m]	6.5	7.7	7.5	7.5	7.5	7.0



- [] Ranking at each section and finish
- .-.- No data available at this section
- NA No data available



Horse/Jockey Name	Worthy Essgee
Final Rank	11
Fastest Section Time (Section)	0:10.79 (600m)
Top Speed [km/h] (Section)	69.2 (800m)
Race State	Finished

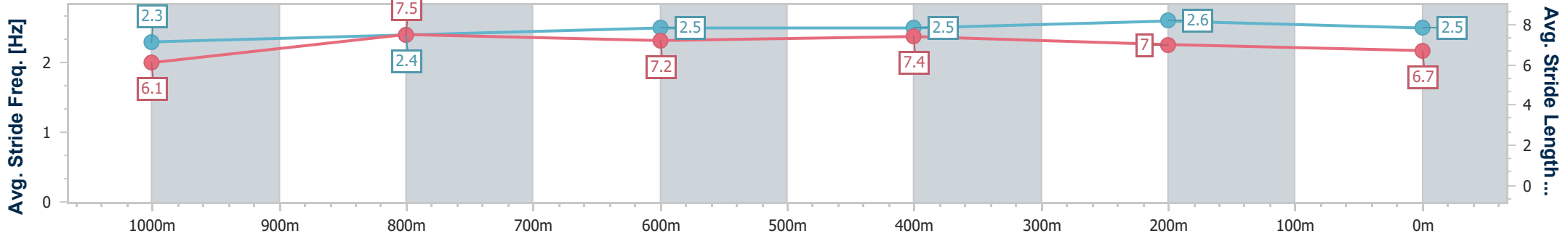
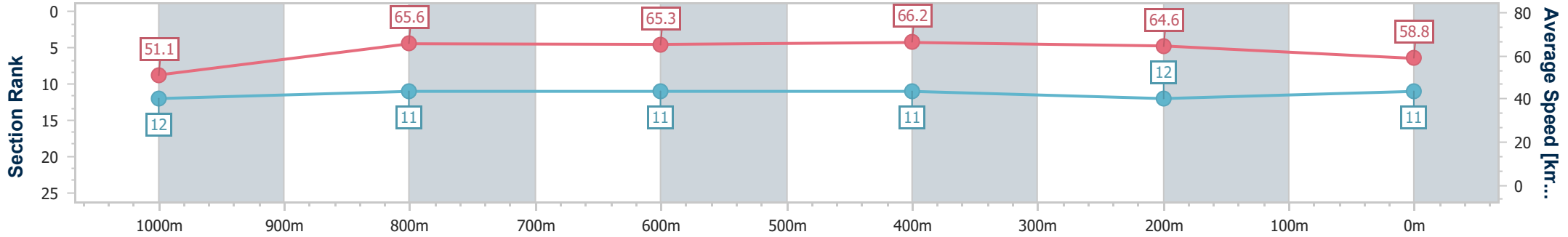


Doomben QLD Professional
Race 8: LADBROKES BET TICKER RATINGS BAND 0 - 65
Handicap - 1200m
22 January 2025 - 17:46
Track Rating: Good 4, Weather: Fine, Rail Position: +5m Entire



BRISBANE
 RACING CLUB

Section	Overall	1000m	800m	600m	400m	200m
Section Times	1:10.33 [11] (0:14.09)	0:56.24 [12] (0:11.04)	0:45.20 [11] (0:11.07)	0:34.13 [11] (0:10.79)	0:23.34 [11] (0:11.08)	0:12.26 [12] (0:12.26)
Average Speed [km/h]	51.1	65.6	65.3	66.2	64.6	58.8
Top Speed [km/h]	66.1	66.9	69.2	69.1	67.0	63.1
Avg. Dist. to Rail [m]	6.4	0.6	1.5	1.7	1.1	2.2
Avg. Stride Freq. [Hz]	2.3	2.4	2.5	2.5	2.6	2.5
Avg. Stride Length [m]	6.1	7.5	7.2	7.4	7.0	6.7



- [] Ranking at each section and finish
- .-.- No data available at this section
- NA No data available



Horse/Jockey Name	Billy's Bro
Final Rank	12
Fastest Section Time (Section)	0:10.96 (800m)
Top Speed [km/h] (Section)	67.5 (Overall)
Race State	Finished

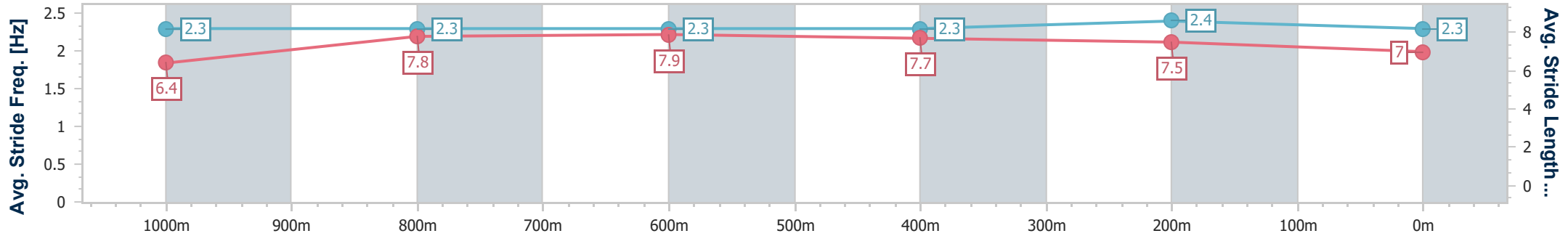
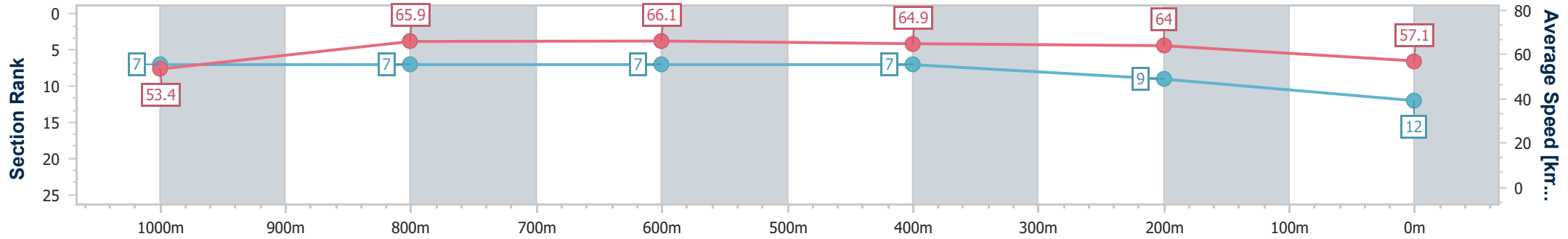


Doomben QLD Professional
Race 8: LADBROKES BET TICKER RATINGS BAND 0 - 65
Handicap - 1200m
 22 January 2025 - 17:46
 Track Rating: Good 4, Weather: Fine, Rail Position: +5m Entire



BRISBANE RACING CLUB

Section	Overall	1000m	800m	600m	400m	200m
Section Times	1:10.54 [12] (0:13.49)	0:57.05 [7] (0:10.97)	0:46.08 [7] (0:10.96)	0:35.12 [7] (0:11.18)	0:23.94 [7] (0:11.32)	0:12.62 [9] (0:12.62)
Average Speed [km/h]	53.4	65.9	66.1	64.9	64.0	57.1
Top Speed [km/h]	67.5	66.9	66.9	66.1	65.8	62.1
Avg. Dist. to Rail [m]	2.5	1.0	1.0	1.4	5.7	7.8
Avg. Stride Freq. [Hz]	2.3	2.3	2.3	2.3	2.4	2.3
Avg. Stride Length [m]	6.4	7.8	7.9	7.7	7.5	7.0



- [] Ranking at each section and finish
- .-.- No data available at this section
- NA No data available