



Doomben QLD Professional

Race 7: MAGIC MILLIONS GOLD COAST MARCH Class 1 Plate - 1350m

22 January 2025 - 17:10



BRISBANE
RACING CLUB

Track Rating: Good 4, Weather: Fine, Rail Position: +5m Entire

| Section | | | | | | | | | | | | Last 600m | |
|-------------|----------------------|--|----------------------|----------------------|----------------------|---------------------------|---------------------------|---------------------------|---------------------------|---------------------------|---------------------------|------------------------|----|
| Field Times | | | | | | | | | | | | 0:34.22 | |
| | Overall | 1200m | 1000m | 800m | 600m | 400m | | | | | | | |
| | 1:19.36 (0:10.92) | 1:08.44 (0:10.95) | 0:57.49 (0:11.51) | 0:45.98 (0:11.76) | 0:34.22 (0:11.43) | 0:22.79 (0:11.27) | | | | | | | |
| Rank | TAB | Horse/Jockey | Barrier | Top Speed [km/h] | Fastest Section | | | | | | | Distance Travelled [m] | |
| 1 | 4 | HEMAN Justin Huxtable | 11 | 68.8 400m | 0:10.75 400m | 1:19.36 [1] (0:11.80) | 1:07.56 [12] (0:11.24) | 0:56.32 [11] (0:11.57) | 0:44.75 [12] (0:11.60) | 0:33.15 [12] (0:11.41) | 0:21.74 [11] (0:10.75) | 0:33.15 | |
| 2 | 5 | INFLUENTIAL Kyle Wilson-Taylor | 15 | 66.9 400m | 0:10.89 400m | 1:19.52 [2] (0:11.42) | 1:08.10 [8] (0:10.97) | 0:57.13 [6] (0:11.48) | 0:45.65 [5] (0:11.78) | 0:33.87 [5] (0:11.35) | 0:22.52 [5] (0:10.89) | 0:33.87 | +3 |
| 3 | 9 | SWITCHBLADE Emily Lang | 14 | 67.8 1200m | 0:10.90 1200m | 1:19.76 [3] (0:11.20) | 1:08.56 [5] (0:10.90) | 0:57.66 [3] (0:11.48) | 0:46.18 [3] (0:11.83) | 0:34.35 [3] (0:11.39) | 0:22.96 [3] (0:11.15) | 0:34.35 | +4 |
| 4 | 3 | EXPRESS PAYMENT Jake Bayliss | 13 | 68.0 1200m | 0:10.85 1200m | 1:20.00 [4] (0:11.05) | 1:08.95 [2] (0:10.85) | 0:58.10 [2] (0:11.48) | 0:46.62 [1] (0:11.76) | 0:34.86 [1] (0:11.46) | 0:23.40 [2] (0:11.24) | 0:34.86 | +2 |
| 5 | 11 | BETATHANEVA Michael Rodd | 6 | 66.5 1200m | 0:11.12 1200m | 1:20.02 [5] (0:11.14) | 1:08.88 [3] (0:11.12) | 0:57.76 [5] (0:11.71) | 0:46.05 [6] (0:11.75) | 0:34.30 [6] (0:11.27) | 0:23.03 [4] (0:11.18) | 0:34.30 | -8 |
| 6 | 15 | AUTUMNGIRL James Orman | 4 | 67.1 400m | 0:10.88 400m | 1:20.06 [6] (0:11.25) | 1:08.81 [6] (0:11.23) | 0:57.58 [8] (0:11.58) | 0:46.00 [8] (0:11.86) | 0:34.14 [8] (0:11.39) | 0:22.75 [8] (0:10.88) | 0:34.14 | -5 |
| 7 | 12 | FERINO Angela Jones | 5 | 66.5 400m | 0:10.98 400m | 1:20.25 [7] (0:11.78) | 1:08.47 [11] (0:11.34) | 0:57.13 [12] (0:11.43) | 0:45.70 [11] (0:11.66) | 0:34.04 [11] (0:11.54) | 0:22.50 [12] (0:10.98) | 0:34.04 | +0 |
| 8 | 13 | TEESANDCEES APPLY Bailey Wheeler | 12 | 66.6 400m | 0:10.96 400m | 1:20.29 [8] (0:12.00) | 1:08.29 [13] (0:11.21) | 0:57.08 [13] (0:11.56) | 0:45.52 [13] (0:11.57) | 0:33.95 [13] (0:11.47) | 0:22.48 [13] (0:10.96) | 0:33.95 | -2 |
| 9 | 6 | ITZA MOTZA Cody Collis | 2 | 65.7 400m | 0:11.07 1200m | 1:20.35 [9] (0:11.39) | 1:08.96 [7] (0:11.07) | 0:57.89 [7] (0:11.53) | 0:46.36 [7] (0:11.79) | 0:34.57 [7] (0:11.43) | 0:23.14 [7] (0:11.22) | 0:34.57 | -4 |
| 10 | 20 | CLAUDIUS Nathan Thomas | 1 | 65.9 400m | 0:11.07 1200m | 1:20.44 [10] (0:11.60) | 1:08.84 [10] (0:11.07) | 0:57.77 [10] (0:11.57) | 0:46.20 [10] (0:11.69) | 0:34.51 [9] (0:11.42) | 0:23.09 [9] (0:11.17) | 0:34.51 | -3 |

Scratched: Better Be Slick (#1), Peaceful Prince (#7), Superzoom (#8), Attentive (#14), Explicable (#2)

[] Ranking at each section and finish
 -:-:- No data available at this section
 NA No data available

SCN Saddle cloth number
 DNF Did not finish
 DNT Did not track



Doomben QLD Professional

Race 7: MAGIC MILLIONS GOLD COAST MARCH Class 1 Plate - 1350m

22 January 2025 - 17:10



BRISBANE
RACING CLUB

Track Rating: Good 4, Weather: Fine, Rail Position: +5m Entire

| Section | | Overall | 1200m | 1000m | 800m | 600m | 400m | Last 600m | | | | |
|-------------|------------------------------------|----------------------|----------------------|----------------------|------------------------|----------------------|----------------------|--------------|--------------|--------------|---------|----|
| Field Times | | 1:19.36 (0:10.92) | 1:08.44 (0:10.95) | 0:57.49 (0:11.51) | 0:45.98 (0:11.76) | 0:34.22 (0:11.43) | 0:22.79 (0:11.27) | 0:34.22 | | | | |
| Rank | TAB Horse/Jockey | Barrier | Top Speed [km/h] | Fastest Section | Distance Travelled [m] | | | | | | | |
| 11 | 10 SPIRIT FOX Les Tilley | 7 | 67.1 | 0:11.04 | 1:20.55 [11] | 1:09.36 [4] | 0:58.32 [4] | 0:46.72 [4] | 0:34.95 [4] | 0:23.37 [6] | 0:34.95 | -1 |
| | | | Overall | 1200m | (0:11.19) | (0:11.04) | (0:11.60) | (0:11.77) | (0:11.58) | (0:11.23) | | |
| 12 | 17 ALL VALOUR Samantha Collett | 8 | 67.4 | 0:10.92 | 1:20.61 [12] | 1:09.69 [1] | 0:58.74 [1] | 0:47.22 [2] | 0:35.43 [2] | 0:24.04 [1] | 0:35.43 | -3 |
| | | | 1200m | Overall | (0:10.92) | (0:10.95) | (0:11.52) | (0:11.79) | (0:11.39) | (0:11.42) | | |
| 13 | 18 DURUSEHVAR Courtney Bellamy | 10 | 65.4 | 0:11.17 | 1:20.70 [13] | 1:08.67 [14] | 0:57.25 [15] | 0:45.79 [15] | 0:34.10 [15] | 0:22.75 [14] | 0:34.10 | +3 |
| | | | 400m | 400m | (0:12.03) | (0:11.42) | (0:11.46) | (0:11.69) | (0:11.35) | (0:11.17) | | |
| 14 | 16 JULIETA Jag Guthmann-Chester | 9 | 65.8 | 0:11.10 | 1:20.77 [14] | 1:08.73 [15] | 0:57.38 [14] | 0:45.91 [14] | 0:34.33 [14] | 0:22.79 [15] | 0:34.33 | -1 |
| | | | 400m | 400m | (0:12.04) | (0:11.35) | (0:11.47) | (0:11.58) | (0:11.54) | (0:11.10) | | |
| 15 | 19 EASY COMPANY Jason Taylor | 3 | 64.7 | 0:11.17 | 1:21.08 [15] | 1:09.63 [9] | 0:58.46 [9] | 0:46.88 [9] | 0:35.08 [10] | 0:23.60 [10] | 0:35.08 | +4 |
| | | | 1200m | 1200m | (0:11.45) | (0:11.17) | (0:11.58) | (0:11.80) | (0:11.48) | (0:11.35) | | |

Scratched: Better Be Slick (#1), Peaceful Prince (#7), Superzoom (#8), Attentive (#14), Explicable (#2)

[] Ranking at each section and finish
 -:-:-:- No data available at this section
 NA No data available

SCN Saddle cloth number
 DNF Did not finish
 DNT Did not track



Doomben QLD Professional

Race 7: MAGIC MILLIONS GOLD COAST MARCH Class 1 Plate - 1350m

22 January 2025 - 17:10



BRISBANE
RACING CLUB

Track Rating: Good 4, Weather: Fine, Rail Position: +5m Entire

| Section | | | | | | | 200m | | | Last 600m |
|-------------|-----|--|---------|------------------|------------------|---------------------------|---------|--|------------------------|-----------|
| Field Times | | | | | | | 0:11.52 | | | 0:34.22 |
| Rank | TAB | Horse/Jockey | Barrier | Top Speed [km/h] | Fastest Section | Margin | | | Distance Travelled [m] | |
| 1 | 4 | HEMAN Justin Huxtable | 11 | 68.8 400m | 0:10.75 400m | 0:10.99 [7] (0:10.99) | 1:19.36 | | 0:33.15 | |
| 2 | 5 | INFLUENTIAL Kyle Wilson-Taylor | 15 | 66.9 400m | 0:10.89 400m | 0:11.63 [2] (0:11.63) | 0.94L | | 0:33.87 +3 | |
| 3 | 9 | SWITCHBLADE Emily Lang | 14 | 67.8 1200m | 0:10.90 1200m | 0:11.81 [3] (0:11.81) | 2.34L | | 0:34.35 +4 | |
| 4 | 3 | EXPRESS PAYMENT Jake Bayliss | 13 | 68.0 1200m | 0:10.85 1200m | 0:12.16 [1] (0:12.16) | 3.72L | | 0:34.86 +2 | |
| 5 | 11 | BETATHANEVA Michael Rodd | 6 | 66.5 1200m | 0:11.12 1200m | 0:11.85 [5] (0:11.85) | 3.86L | | 0:34.30 -8 | |
| 6 | 15 | AUTUMNGIRL James Orman | 4 | 67.1 400m | 0:10.88 400m | 0:11.87 [6] (0:11.87) | 4.11L | | 0:34.14 -5 | |
| 7 | 12 | FERINO Angela Jones | 5 | 66.5 400m | 0:10.98 400m | 0:11.52 [11] (0:11.52) | 5.24L | | 0:34.04 +0 | |
| 8 | 13 | TEESANDCEES APPLY Bailey Wheeler | 12 | 66.6 400m | 0:10.96 400m | 0:11.52 [12] (0:11.52) | 5.44L | | 0:33.95 -2 | |
| 9 | 6 | ITZA MOTZA Cody Collis | 2 | 65.7 400m | 0:11.07 1200m | 0:11.92 [9] (0:11.92) | 5.78L | | 0:34.57 -4 | |
| 10 | 20 | CLAUDIUS Nathan Thomas | 1 | 65.9 400m | 0:11.07 1200m | 0:11.92 [10] (0:11.92) | 6.35L | | 0:34.51 -3 | |

Scratched: Better Be Slick (#1), Peaceful Prince (#7), Superzoom (#8), Attentive (#14), Explicable (#2)

Report Created: Wed 22 January 2025 17:28 GMT+ (Note: Timing is based on position data)

Page 3/19

[] Ranking at each section and finish
 -:-:- No data available at this section
 NA No data available

SCN Saddle cloth number
 DNF Did not finish
 DNT Did not track

data processed by  **TRIPLES DATA**



Doomben QLD Professional

Race 7: MAGIC MILLIONS GOLD COAST MARCH Class 1 Plate - 1350m

22 January 2025 - 17:10



BRISBANE
RACING CLUB

Track Rating: Good 4, Weather: Fine, Rail Position: +5m Entire

| Section | | | | 200m | | | | Last 600m | |
|-------------|------------------------------------|---------|------------------|----------------------|---------------------------|-------|--|-----------|------------------------|
| Field Times | | | | 0:11.52 (0:11.52) | | | | 0:34.22 | |
| Rank | TAB Horse/Jockey | Barrier | Top Speed [km/h] | Fastest Section | Margin | | | | Distance Travelled [m] |
| 11 | 10 SPIRIT FOX Les Tilley | 7 | 67.1 Overall | 0:11.04 1200m | 0:12.14 [8] (0:12.14) | 6.96L | | 0:34.95 | -1 |
| 12 | 17 ALL VALOUR Samantha Collett | 8 | 67.4 1200m | 0:10.92 Overall | 0:12.62 [4] (0:12.62) | 7.33L | | 0:35.43 | -3 |
| 13 | 18 DURUSEHVAR Courtney Bellamy | 10 | 65.4 400m | 0:11.17 400m | 0:11.58 [15] (0:11.58) | 7.84L | | 0:34.10 | +3 |
| 14 | 16 JULIETA Jag Guthmann-Chester | 9 | 65.8 400m | 0:11.10 400m | 0:11.69 [14] (0:11.69) | 8.27L | | 0:34.33 | -1 |
| 15 | 19 EASY COMPANY Jason Taylor | 3 | 64.7 1200m | 0:11.17 1200m | 0:12.25 [13] (0:12.25) | 10.1L | | 0:35.08 | +4 |

Scratched: Better Be Slick (#1), Peaceful Prince (#7), Superzoom (#8), Attentive (#14), Explicable (#2)



| | |
|--------------------------------|----------------|
| Horse/Jockey Name | Heman |
| Final Rank | 1 |
| Fastest Section Time (Section) | 0:10.75 (400m) |
| Top Speed [km/h] (Section) | 68.8 (400m) |
| Race State | Finished |



Doomben QLD Professional
Race 7: MAGIC MILLIONS GOLD COAST MARCH Class 1 Plate
 - 1350m

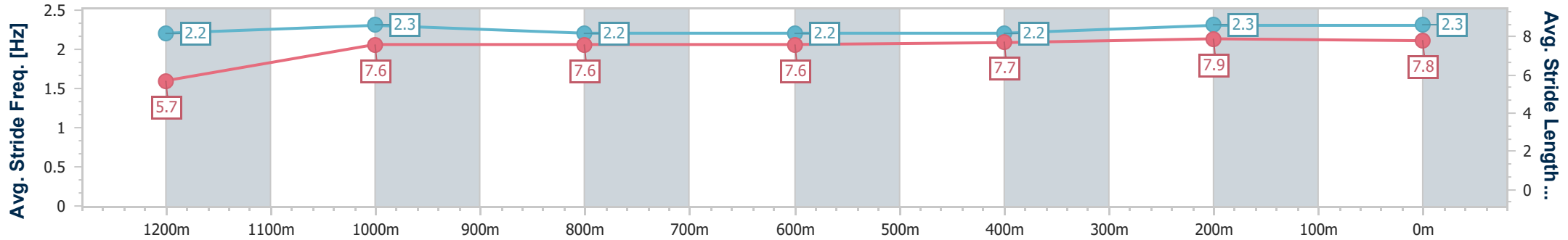
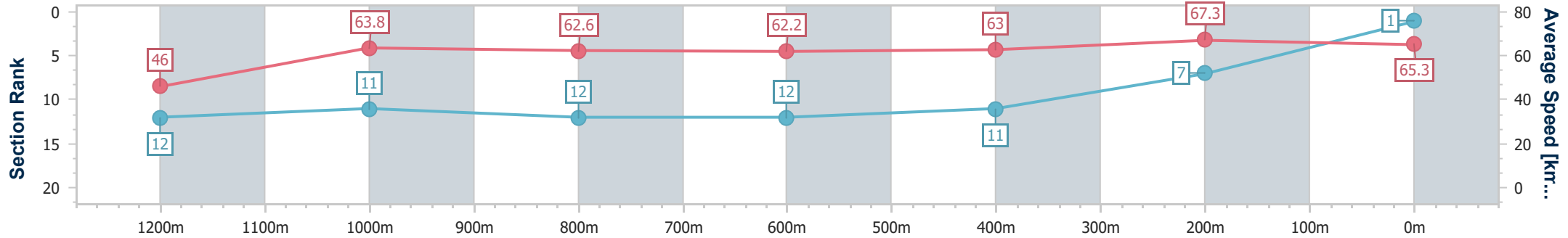


22 January 2025 - 17:10

BRISBANE
RACING CLUB

Track Rating: Good 4, Weather: Fine, Rail Position: +5m Entire

| Section | Overall | 1200m | 1000m | 800m | 600m | 400m | 200m |
|------------------------|--------------------------|---------------------------|---------------------------|---------------------------|---------------------------|---------------------------|--------------------------|
| Section Times | 1:19.36 [1] (0:11.80) | 1:07.56 [12] (0:11.24) | 0:56.32 [11] (0:11.57) | 0:44.75 [12] (0:11.60) | 0:33.15 [12] (0:11.41) | 0:21.74 [11] (0:10.75) | 0:10.99 [7] (0:10.99) |
| Average Speed [km/h] | 46.0 | 63.8 | 62.6 | 62.2 | 63.0 | 67.3 | 65.3 |
| Top Speed [km/h] | 63.0 | 64.8 | 63.9 | 63.7 | 65.0 | 68.8 | 67.7 |
| Avg. Dist. to Rail [m] | 6.4 | 0.8 | 1.0 | 0.4 | 0.2 | 4.2 | 6.5 |
| Avg. Stride Freq. [Hz] | 2.2 | 2.3 | 2.2 | 2.2 | 2.2 | 2.3 | 2.3 |
| Avg. Stride Length [m] | 5.7 | 7.6 | 7.6 | 7.6 | 7.7 | 7.9 | 7.8 |



- [] Ranking at each section and finish
- .-.- No data available at this section
- NA No data available



| | |
|--------------------------------|----------------|
| Horse/Jockey Name | Influential |
| Final Rank | 2 |
| Fastest Section Time (Section) | 0:10.89 (400m) |
| Top Speed [km/h] (Section) | 66.9 (400m) |
| Race State | Finished |



Doomben QLD Professional
Race 7: MAGIC MILLIONS GOLD COAST MARCH Class 1 Plate
 - 1350m

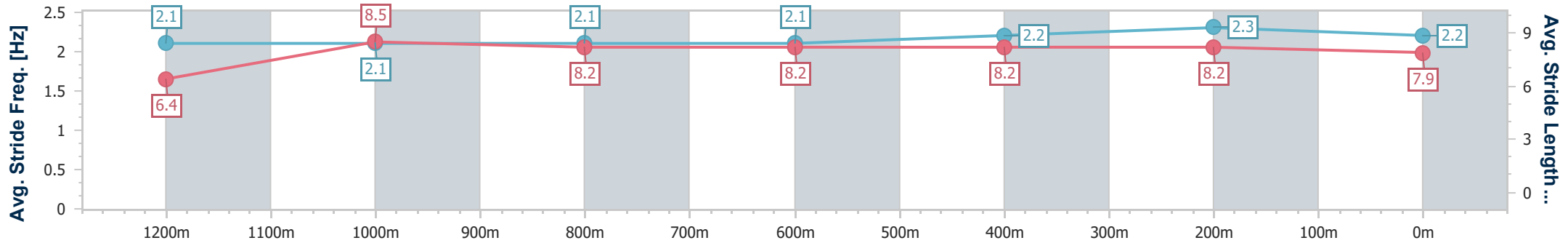
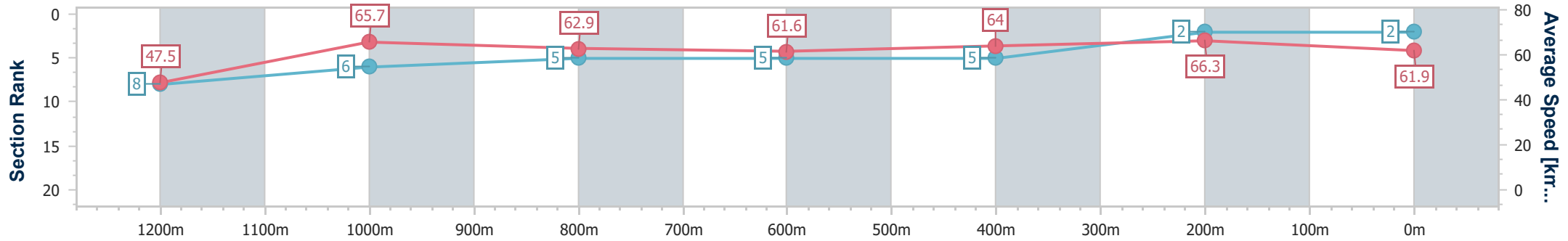


BRISBANE
RACING CLUB

22 January 2025 - 17:10

Track Rating: Good 4, Weather: Fine, Rail Position: +5m Entire

| Section | Overall | 1200m | 1000m | 800m | 600m | 400m | 200m |
|------------------------|--------------------------|--------------------------|--------------------------|--------------------------|--------------------------|--------------------------|--------------------------|
| Section Times | 1:19.52 [2] (0:11.42) | 1:08.10 [8] (0:10.97) | 0:57.13 [6] (0:11.48) | 0:45.65 [5] (0:11.78) | 0:33.87 [5] (0:11.35) | 0:22.52 [5] (0:10.89) | 0:11.63 [2] (0:11.63) |
| Average Speed [km/h] | 47.5 | 65.7 | 62.9 | 61.6 | 64.0 | 66.3 | 61.9 |
| Top Speed [km/h] | 65.8 | 66.1 | 65.1 | 62.3 | 65.8 | 66.9 | 65.2 |
| Avg. Dist. to Rail [m] | 12.4 | 2.1 | 1.9 | 1.6 | 1.3 | 2.3 | 4.2 |
| Avg. Stride Freq. [Hz] | 2.1 | 2.1 | 2.1 | 2.1 | 2.2 | 2.3 | 2.2 |
| Avg. Stride Length [m] | 6.4 | 8.5 | 8.2 | 8.2 | 8.2 | 8.2 | 7.9 |



- [] Ranking at each section and finish
- .-.- No data available at this section
- NA No data available



| | |
|--------------------------------|-----------------|
| Horse/Jockey Name | Switchblade |
| Final Rank | 3 |
| Fastest Section Time (Section) | 0:10.90 (1200m) |
| Top Speed [km/h] (Section) | 67.8 (1200m) |
| Race State | Finished |



Doomben QLD Professional
Race 7: MAGIC MILLIONS GOLD COAST MARCH Class 1 Plate
- 1350m

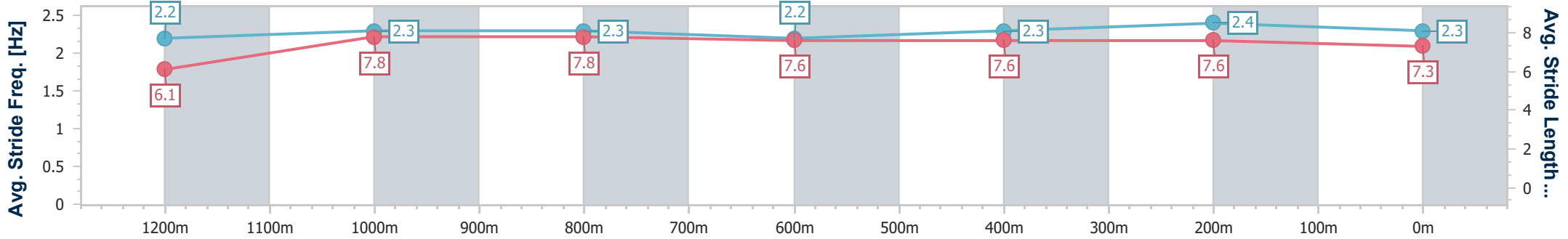
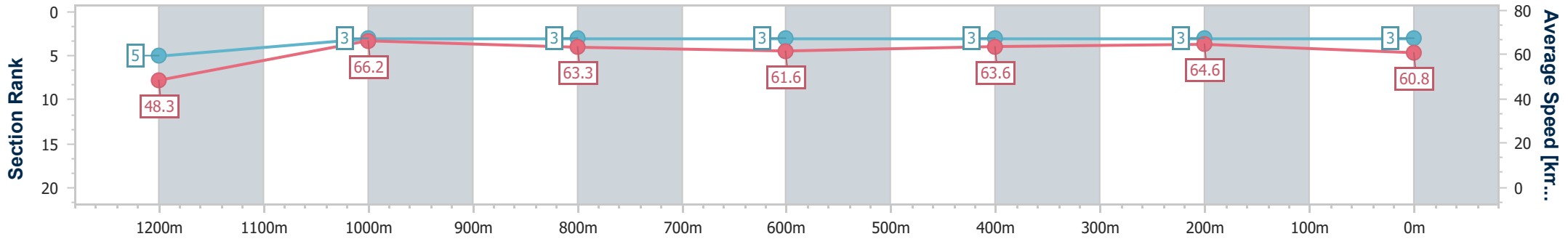


22 January 2025 - 17:10

BRISBANE
RACING CLUB

Track Rating: Good 4, Weather: Fine, Rail Position: +5m Entire

| Section | Overall | 1200m | 1000m | 800m | 600m | 400m | 200m |
|------------------------|--------------------------|--------------------------|--------------------------|--------------------------|--------------------------|--------------------------|--------------------------|
| Section Times | 1:19.76 [3] (0:11.20) | 1:08.56 [5] (0:10.90) | 0:57.66 [3] (0:11.48) | 0:46.18 [3] (0:11.83) | 0:34.35 [3] (0:11.39) | 0:22.96 [3] (0:11.15) | 0:11.81 [3] (0:11.81) |
| Average Speed [km/h] | 48.3 | 66.2 | 63.3 | 61.6 | 63.6 | 64.6 | 60.8 |
| Top Speed [km/h] | 66.3 | 67.8 | 65.2 | 62.3 | 65.0 | 65.3 | 64.2 |
| Avg. Dist. to Rail [m] | 11.8 | 2.4 | 2.3 | 2.4 | 1.1 | 1.0 | 1.7 |
| Avg. Stride Freq. [Hz] | 2.2 | 2.3 | 2.3 | 2.2 | 2.3 | 2.4 | 2.3 |
| Avg. Stride Length [m] | 6.1 | 7.8 | 7.8 | 7.6 | 7.6 | 7.6 | 7.3 |



- [] Ranking at each section and finish
- .-.- No data available at this section
- NA No data available



| | |
|--------------------------------|-----------------|
| Horse/Jockey Name | Express Payment |
| Final Rank | 4 |
| Fastest Section Time (Section) | 0:10.85 (1200m) |
| Top Speed [km/h] (Section) | 68.0 (1200m) |
| Race State | Finished |



Doomben QLD Professional
Race 7: MAGIC MILLIONS GOLD COAST MARCH Class 1 Plate
 - 1350m

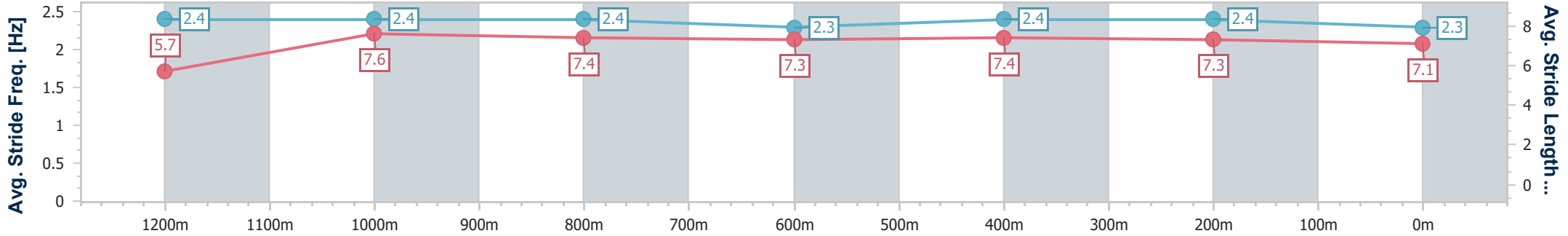
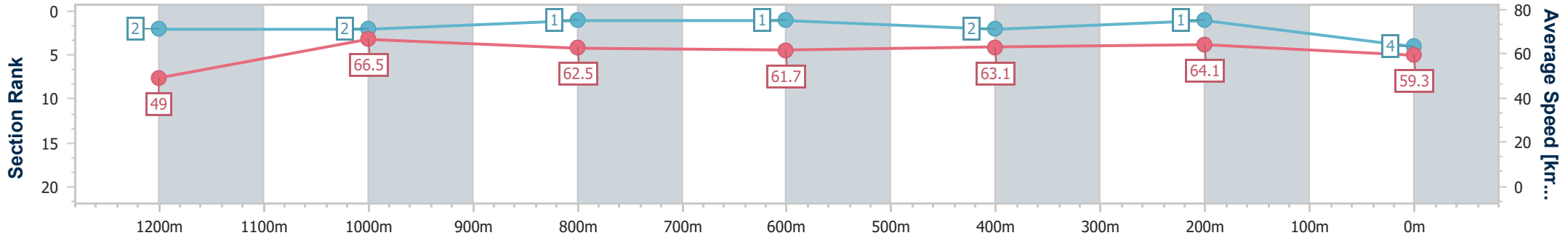


BRISBANE
RACING CLUB

22 January 2025 - 17:10

Track Rating: Good 4, Weather: Fine, Rail Position: +5m Entire

| Section | Overall | 1200m | 1000m | 800m | 600m | 400m | 200m |
|------------------------|--------------------------|--------------------------|--------------------------|--------------------------|--------------------------|--------------------------|--------------------------|
| Section Times | 1:20.00 [4] (0:11.05) | 1:08.95 [2] (0:10.85) | 0:58.10 [2] (0:11.48) | 0:46.62 [1] (0:11.76) | 0:34.86 [1] (0:11.46) | 0:23.40 [2] (0:11.24) | 0:12.16 [1] (0:12.16) |
| Average Speed [km/h] | 49.0 | 66.5 | 62.5 | 61.7 | 63.1 | 64.1 | 59.3 |
| Top Speed [km/h] | 66.6 | 68.0 | 65.4 | 62.8 | 65.3 | 65.6 | 61.8 |
| Avg. Dist. to Rail [m] | 8.7 | 1.9 | 1.4 | 1.4 | 1.5 | 0.3 | 1.9 |
| Avg. Stride Freq. [Hz] | 2.4 | 2.4 | 2.4 | 2.3 | 2.4 | 2.4 | 2.3 |
| Avg. Stride Length [m] | 5.7 | 7.6 | 7.4 | 7.3 | 7.4 | 7.3 | 7.1 |



- [] Ranking at each section and finish
- .-.- No data available at this section
- NA No data available



| | |
|--------------------------------|-----------------|
| Horse/Jockey Name | Betathaneva |
| Final Rank | 5 |
| Fastest Section Time (Section) | 0:11.12 (1200m) |
| Top Speed [km/h] (Section) | 66.5 (1200m) |
| Race State | Finished |



Doomben QLD Professional
Race 7: MAGIC MILLIONS GOLD COAST MARCH Class 1 Plate
- 1350m

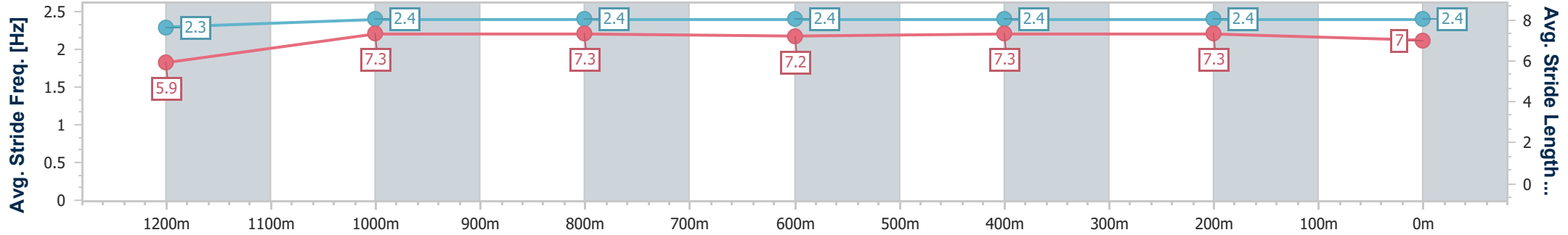
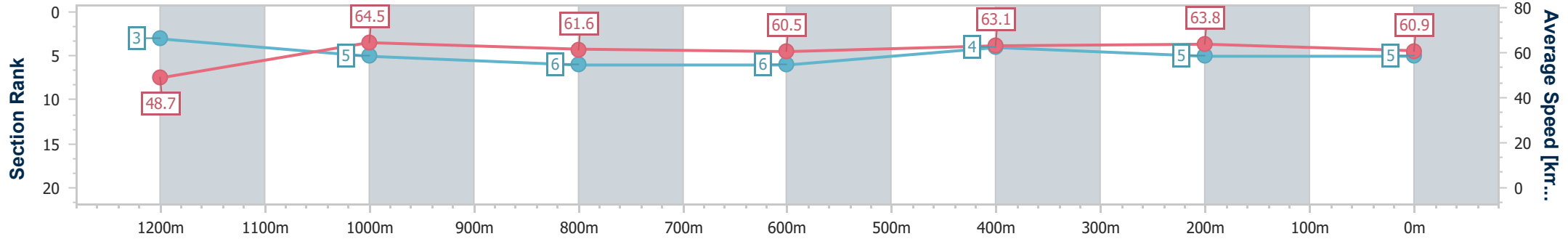


22 January 2025 - 17:10

BRISBANE
RACING CLUB

Track Rating: Good 4, Weather: Fine, Rail Position: +5m Entire

| Section | Overall | 1200m | 1000m | 800m | 600m | 400m | 200m |
|------------------------|--------------------------|--------------------------|--------------------------|--------------------------|--------------------------|--------------------------|--------------------------|
| Section Times | 1:20.02 [5] (0:11.14) | 1:08.88 [3] (0:11.12) | 0:57.76 [5] (0:11.71) | 0:46.05 [6] (0:11.75) | 0:34.30 [6] (0:11.27) | 0:23.03 [4] (0:11.18) | 0:11.85 [5] (0:11.85) |
| Average Speed [km/h] | 48.7 | 64.5 | 61.6 | 60.5 | 63.1 | 63.8 | 60.9 |
| Top Speed [km/h] | 66.4 | 66.5 | 63.6 | 61.3 | 64.5 | 65.2 | 63.2 |
| Avg. Dist. to Rail [m] | 4.7 | 0.4 | 0.4 | 2.4 | 2.4 | 2.0 | 0.5 |
| Avg. Stride Freq. [Hz] | 2.3 | 2.4 | 2.4 | 2.4 | 2.4 | 2.4 | 2.4 |
| Avg. Stride Length [m] | 5.9 | 7.3 | 7.3 | 7.2 | 7.3 | 7.3 | 7.0 |



- [] Ranking at each section and finish
- .-.- No data available at this section
- NA No data available



| | |
|--------------------------------|----------------|
| Horse/Jockey Name | Autumngirl |
| Final Rank | 6 |
| Fastest Section Time (Section) | 0:10.88 (400m) |
| Top Speed [km/h] (Section) | 67.1 (400m) |
| Race State | Finished |



Doomben QLD Professional
Race 7: MAGIC MILLIONS GOLD COAST MARCH Class 1 Plate
 - 1350m

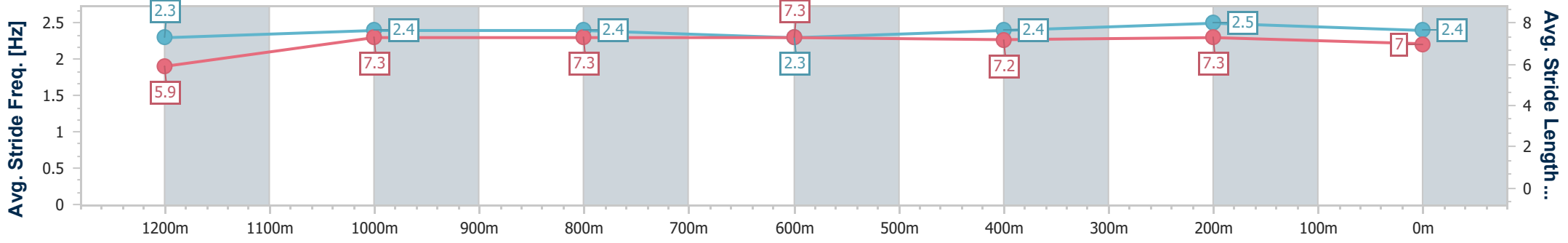
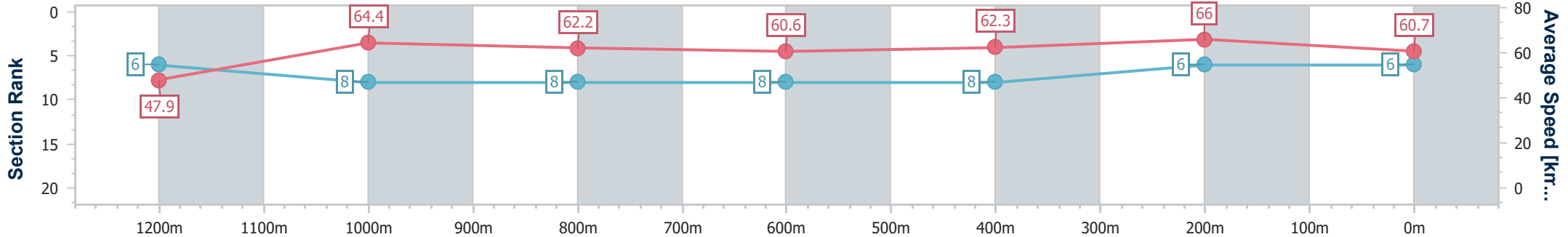


22 January 2025 - 17:10

BRISBANE
RACING CLUB

Track Rating: Good 4, Weather: Fine, Rail Position: +5m Entire

| Section | Overall | 1200m | 1000m | 800m | 600m | 400m | 200m |
|------------------------|--------------------------|--------------------------|--------------------------|--------------------------|--------------------------|--------------------------|--------------------------|
| Section Times | 1:20.06 [6] (0:11.25) | 1:08.81 [6] (0:11.23) | 0:57.58 [8] (0:11.58) | 0:46.00 [8] (0:11.86) | 0:34.14 [8] (0:11.39) | 0:22.75 [8] (0:10.88) | 0:11.87 [6] (0:11.87) |
| Average Speed [km/h] | 47.9 | 64.4 | 62.2 | 60.6 | 62.3 | 66.0 | 60.7 |
| Top Speed [km/h] | 65.5 | 65.7 | 64.6 | 61.3 | 64.9 | 67.1 | 64.6 |
| Avg. Dist. to Rail [m] | 3.0 | 0.9 | 1.3 | 0.5 | 2.3 | 1.0 | 2.1 |
| Avg. Stride Freq. [Hz] | 2.3 | 2.4 | 2.4 | 2.3 | 2.4 | 2.5 | 2.4 |
| Avg. Stride Length [m] | 5.9 | 7.3 | 7.3 | 7.3 | 7.2 | 7.3 | 7.0 |



- [] Ranking at each section and finish
- .-.- No data available at this section
- NA No data available



| | |
|--------------------------------|----------------|
| Horse/Jockey Name | Ferino |
| Final Rank | 7 |
| Fastest Section Time (Section) | 0:10.98 (400m) |
| Top Speed [km/h] (Section) | 66.5 (400m) |
| Race State | Finished |



Doomben QLD Professional
Race 7: MAGIC MILLIONS GOLD COAST MARCH Class 1 Plate
- 1350m

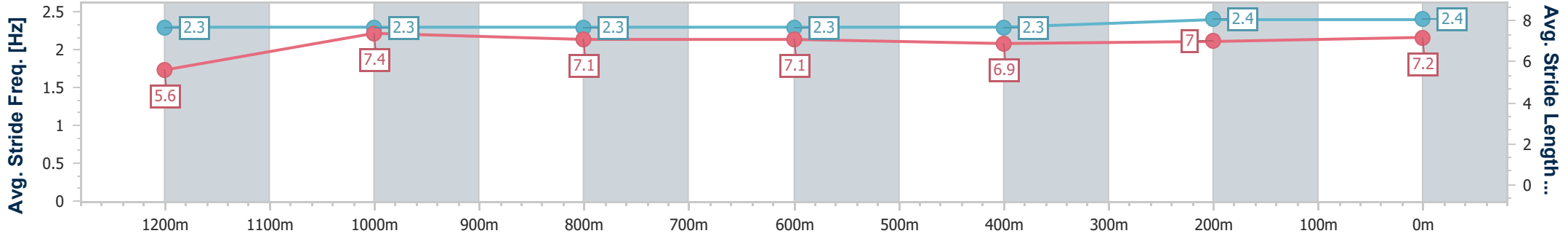
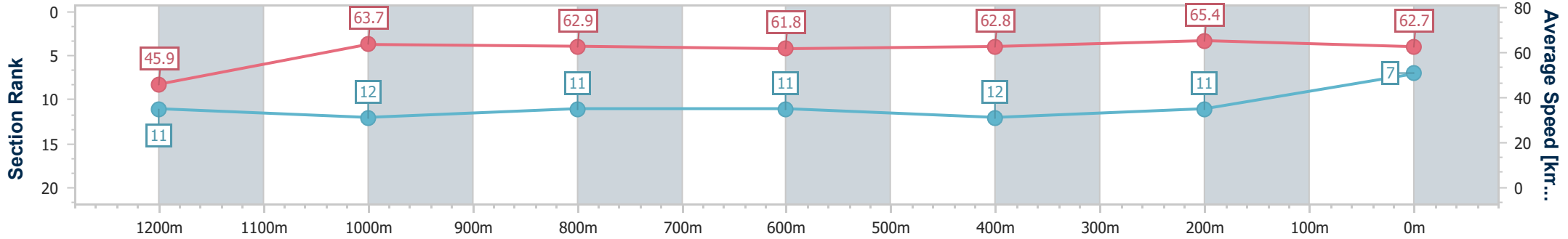


22 January 2025 - 17:10

BRISBANE
RACING CLUB

Track Rating: Good 4, Weather: Fine, Rail Position: +5m Entire

| Section | Overall | 1200m | 1000m | 800m | 600m | 400m | 200m |
|------------------------|--------------------------|---------------------------|---------------------------|---------------------------|---------------------------|---------------------------|---------------------------|
| Section Times | 1:20.25 [7] (0:11.78) | 1:08.47 [11] (0:11.34) | 0:57.13 [12] (0:11.43) | 0:45.70 [11] (0:11.66) | 0:34.04 [11] (0:11.54) | 0:22.50 [12] (0:10.98) | 0:11.52 [11] (0:11.52) |
| Average Speed [km/h] | 45.9 | 63.7 | 62.9 | 61.8 | 62.8 | 65.4 | 62.7 |
| Top Speed [km/h] | 62.1 | 64.5 | 64.5 | 62.5 | 63.7 | 66.5 | 65.4 |
| Avg. Dist. to Rail [m] | 3.1 | 0.5 | 0.5 | 0.4 | 0.8 | 1.1 | 2.0 |
| Avg. Stride Freq. [Hz] | 2.3 | 2.3 | 2.3 | 2.3 | 2.3 | 2.4 | 2.4 |
| Avg. Stride Length [m] | 5.6 | 7.4 | 7.1 | 7.1 | 6.9 | 7.0 | 7.2 |



- [] Ranking at each section and finish
- .-.- No data available at this section
- NA No data available



| | |
|--------------------------------|-------------------|
| Horse/Jockey Name | Teesandcees Apply |
| Final Rank | 8 |
| Fastest Section Time (Section) | 0:10.96 (400m) |
| Top Speed [km/h] (Section) | 66.6 (400m) |
| Race State | Finished |



Doomben QLD Professional
Race 7: MAGIC MILLIONS GOLD COAST MARCH Class 1 Plate
 - 1350m

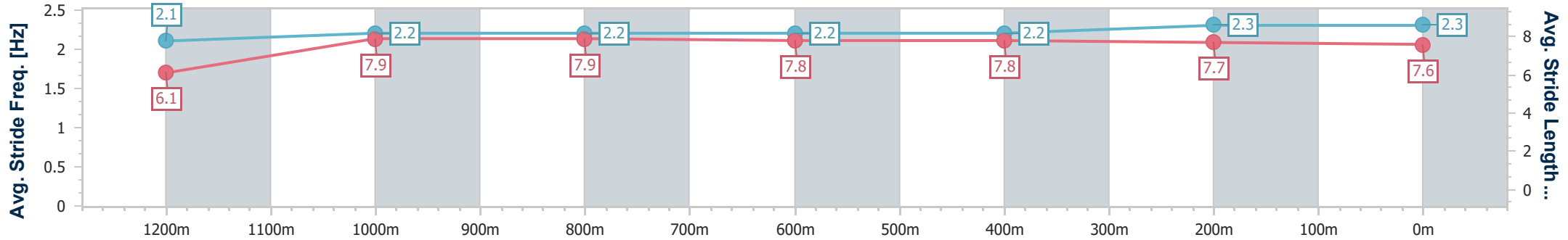
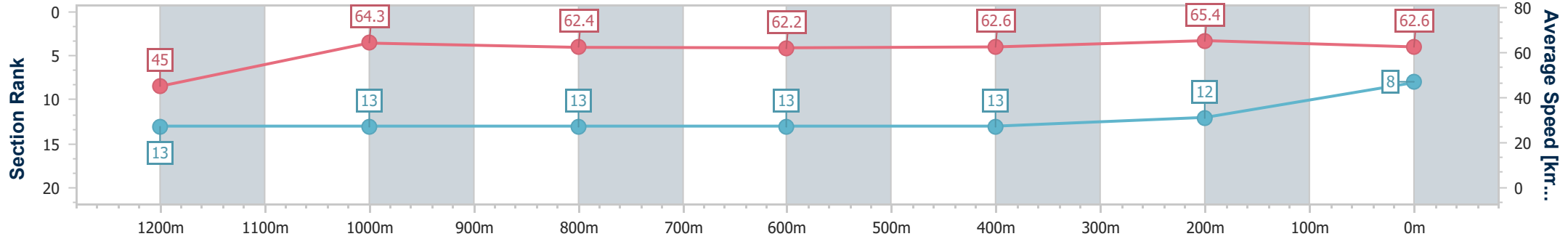


22 January 2025 - 17:10

BRISBANE
RACING CLUB

Track Rating: Good 4, Weather: Fine, Rail Position: +5m Entire

| Section | Overall | 1200m | 1000m | 800m | 600m | 400m | 200m |
|------------------------|--------------------------|---------------------------|---------------------------|---------------------------|---------------------------|---------------------------|---------------------------|
| Section Times | 1:20.29 [8] (0:12.00) | 1:08.29 [13] (0:11.21) | 0:57.08 [13] (0:11.56) | 0:45.52 [13] (0:11.57) | 0:33.95 [13] (0:11.47) | 0:22.48 [13] (0:10.96) | 0:11.52 [12] (0:11.52) |
| Average Speed [km/h] | 45.0 | 64.3 | 62.4 | 62.2 | 62.6 | 65.4 | 62.6 |
| Top Speed [km/h] | 63.8 | 65.1 | 65.1 | 63.2 | 63.5 | 66.6 | 65.8 |
| Avg. Dist. to Rail [m] | 7.9 | 1.6 | 1.2 | 0.3 | 0.6 | 1.5 | 5.1 |
| Avg. Stride Freq. [Hz] | 2.1 | 2.2 | 2.2 | 2.2 | 2.2 | 2.3 | 2.3 |
| Avg. Stride Length [m] | 6.1 | 7.9 | 7.9 | 7.8 | 7.8 | 7.7 | 7.6 |



- [] Ranking at each section and finish
- .-.- No data available at this section
- NA No data available



| | |
|--------------------------------|-----------------|
| Horse/Jockey Name | Itza Motza |
| Final Rank | 9 |
| Fastest Section Time (Section) | 0:11.07 (1200m) |
| Top Speed [km/h] (Section) | 65.7 (400m) |
| Race State | Finished |



Doomben QLD Professional
Race 7: MAGIC MILLIONS GOLD COAST MARCH Class 1 Plate
- 1350m

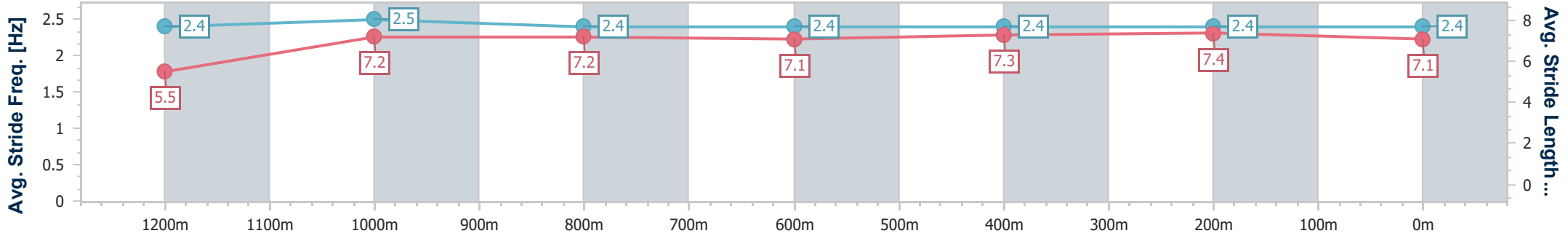
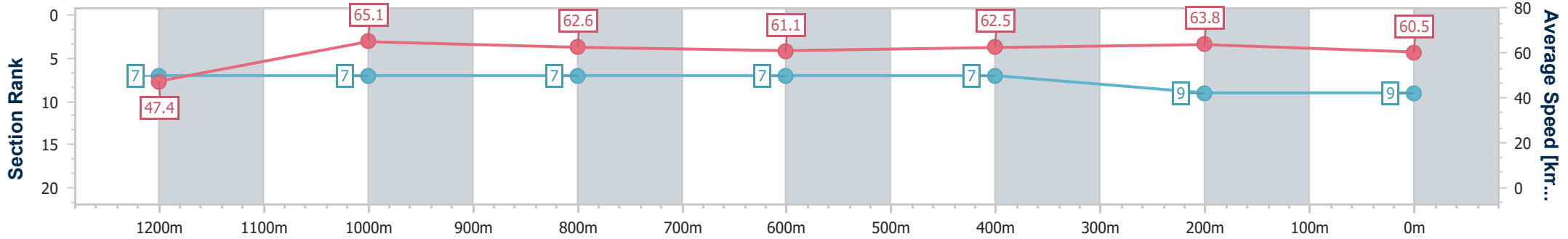


22 January 2025 - 17:10

BRISBANE
RACING CLUB

Track Rating: Good 4, Weather: Fine, Rail Position: +5m Entire

| Section | Overall | 1200m | 1000m | 800m | 600m | 400m | 200m |
|------------------------|--------------------------|--------------------------|--------------------------|--------------------------|--------------------------|--------------------------|--------------------------|
| Section Times | 1:20.35 [9] (0:11.39) | 1:08.96 [7] (0:11.07) | 0:57.89 [7] (0:11.53) | 0:46.36 [7] (0:11.79) | 0:34.57 [7] (0:11.43) | 0:23.14 [7] (0:11.22) | 0:11.92 [9] (0:11.92) |
| Average Speed [km/h] | 47.4 | 65.1 | 62.6 | 61.1 | 62.5 | 63.8 | 60.5 |
| Top Speed [km/h] | 65.5 | 65.3 | 64.7 | 62.1 | 64.3 | 65.7 | 63.1 |
| Avg. Dist. to Rail [m] | 1.7 | 0.4 | 0.7 | 0.2 | 1.1 | 1.2 | 1.3 |
| Avg. Stride Freq. [Hz] | 2.4 | 2.5 | 2.4 | 2.4 | 2.4 | 2.4 | 2.4 |
| Avg. Stride Length [m] | 5.5 | 7.2 | 7.2 | 7.1 | 7.3 | 7.4 | 7.1 |



- [] Ranking at each section and finish
- .-.- No data available at this section
- NA No data available



| | |
|--------------------------------|-----------------|
| Horse/Jockey Name | Claudius |
| Final Rank | 10 |
| Fastest Section Time (Section) | 0:11.07 (1200m) |
| Top Speed [km/h] (Section) | 65.9 (400m) |
| Race State | Finished |



Doomben QLD Professional
Race 7: MAGIC MILLIONS GOLD COAST MARCH Class 1 Plate
- 1350m

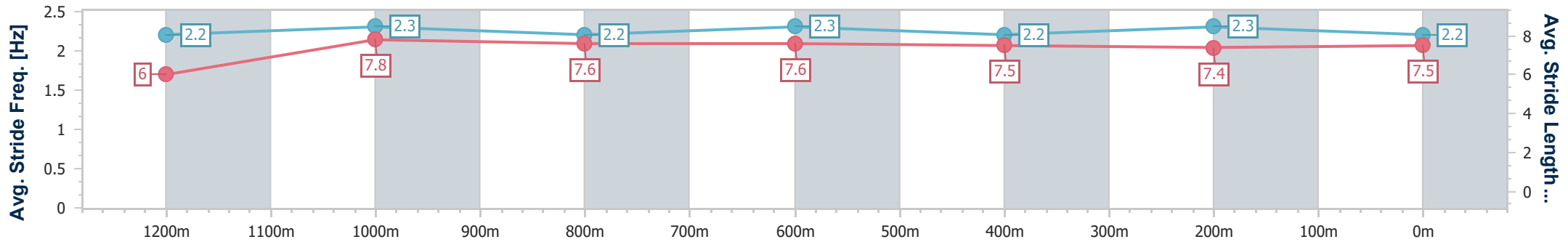
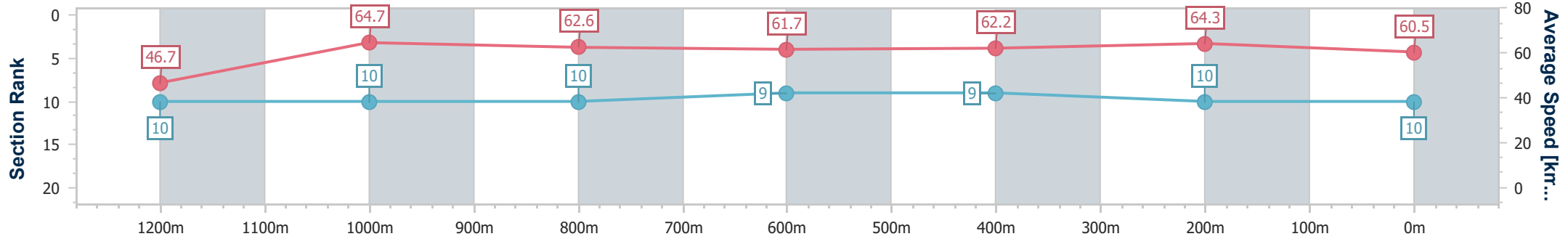


22 January 2025 - 17:10

BRISBANE
RACING CLUB

Track Rating: Good 4, Weather: Fine, Rail Position: +5m Entire

| Section | Overall | 1200m | 1000m | 800m | 600m | 400m | 200m |
|------------------------|---------------------------|---------------------------|---------------------------|---------------------------|--------------------------|--------------------------|---------------------------|
| Section Times | 1:20.44 [10] (0:11.60) | 1:08.84 [10] (0:11.07) | 0:57.77 [10] (0:11.57) | 0:46.20 [10] (0:11.69) | 0:34.51 [9] (0:11.42) | 0:23.09 [9] (0:11.17) | 0:11.92 [10] (0:11.92) |
| Average Speed [km/h] | 46.7 | 64.7 | 62.6 | 61.7 | 62.2 | 64.3 | 60.5 |
| Top Speed [km/h] | 63.1 | 65.3 | 64.6 | 62.8 | 63.3 | 65.9 | 63.3 |
| Avg. Dist. to Rail [m] | 1.4 | 1.4 | 1.2 | 0.5 | 1.5 | 1.4 | 1.0 |
| Avg. Stride Freq. [Hz] | 2.2 | 2.3 | 2.2 | 2.3 | 2.2 | 2.3 | 2.2 |
| Avg. Stride Length [m] | 6.0 | 7.8 | 7.6 | 7.6 | 7.5 | 7.4 | 7.5 |



- [] Ranking at each section and finish
- .-.- No data available at this section
- NA No data available



| | |
|--------------------------------|-----------------|
| Horse/Jockey Name | Spirit Fox |
| Final Rank | 11 |
| Fastest Section Time (Section) | 0:11.04 (1200m) |
| Top Speed [km/h] (Section) | 67.1 (Overall) |
| Race State | Finished |



Doomben QLD Professional
Race 7: MAGIC MILLIONS GOLD COAST MARCH Class 1 Plate
- 1350m

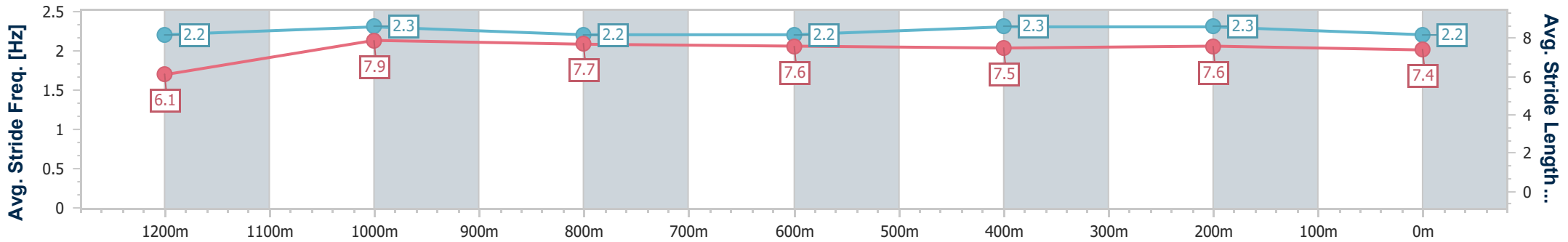
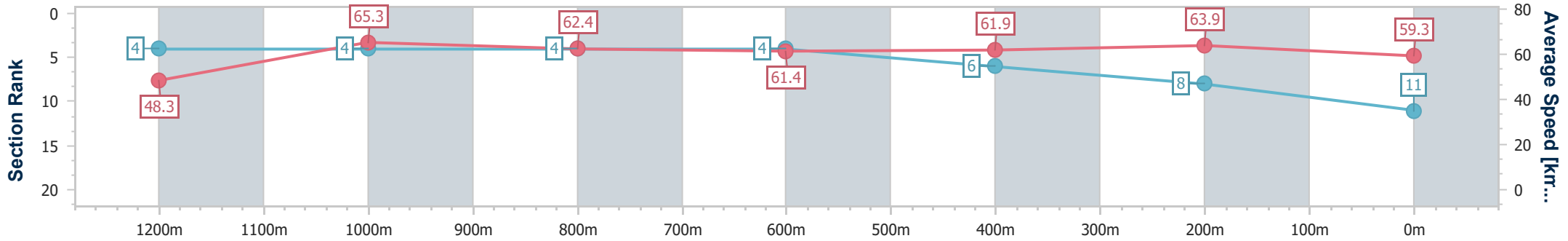


22 January 2025 - 17:10

BRISBANE
RACING CLUB

Track Rating: Good 4, Weather: Fine, Rail Position: +5m Entire

| Section | Overall | 1200m | 1000m | 800m | 600m | 400m | 200m |
|------------------------|---------------------------|--------------------------|--------------------------|--------------------------|--------------------------|--------------------------|--------------------------|
| Section Times | 1:20.55 [11] (0:11.19) | 1:09.36 [4] (0:11.04) | 0:58.32 [4] (0:11.60) | 0:46.72 [4] (0:11.77) | 0:34.95 [4] (0:11.58) | 0:23.37 [6] (0:11.23) | 0:12.14 [8] (0:12.14) |
| Average Speed [km/h] | 48.3 | 65.3 | 62.4 | 61.4 | 61.9 | 63.9 | 59.3 |
| Top Speed [km/h] | 67.1 | 67.0 | 64.3 | 62.3 | 62.4 | 65.1 | 63.0 |
| Avg. Dist. to Rail [m] | 5.4 | 1.2 | 1.3 | 1.3 | 1.2 | 1.1 | 2.7 |
| Avg. Stride Freq. [Hz] | 2.2 | 2.3 | 2.2 | 2.2 | 2.3 | 2.3 | 2.2 |
| Avg. Stride Length [m] | 6.1 | 7.9 | 7.7 | 7.6 | 7.5 | 7.6 | 7.4 |



- [] Ranking at each section and finish
- .-.- No data available at this section
- NA No data available



| | |
|--------------------------------|-------------------|
| Horse/Jockey Name | All Valour |
| Final Rank | 12 |
| Fastest Section Time (Section) | 0:10.92 (Overall) |
| Top Speed [km/h] (Section) | 67.4 (1200m) |
| Race State | Finished |



Doomben QLD Professional
Race 7: MAGIC MILLIONS GOLD COAST MARCH Class 1 Plate
- 1350m

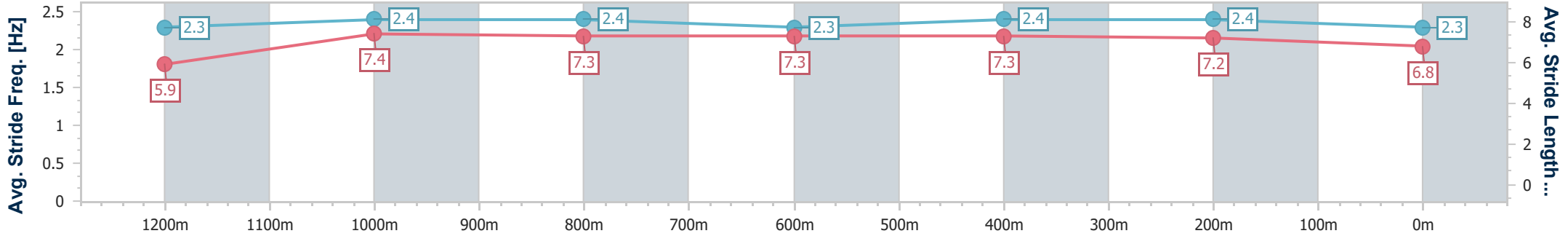
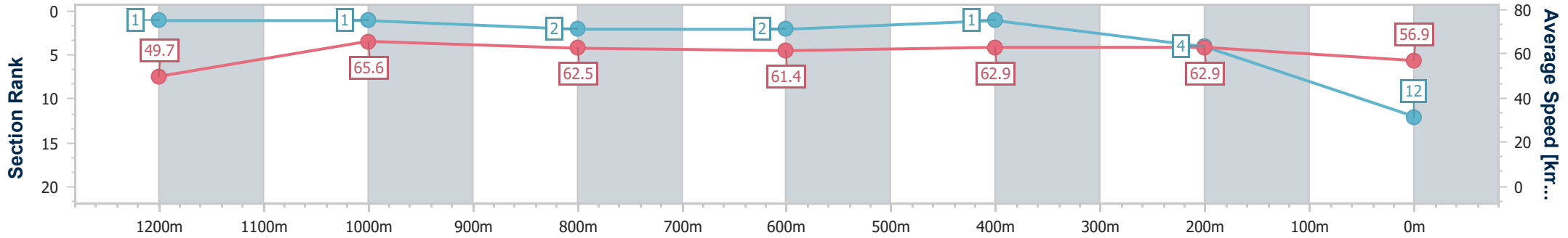


22 January 2025 - 17:10

BRISBANE
RACING CLUB

Track Rating: Good 4, Weather: Fine, Rail Position: +5m Entire

| Section | Overall | 1200m | 1000m | 800m | 600m | 400m | 200m |
|------------------------|---------------------------|--------------------------|--------------------------|--------------------------|--------------------------|--------------------------|--------------------------|
| Section Times | 1:20.61 [12] (0:10.92) | 1:09.69 [1] (0:10.95) | 0:58.74 [1] (0:11.52) | 0:47.22 [2] (0:11.79) | 0:35.43 [2] (0:11.39) | 0:24.04 [1] (0:11.42) | 0:12.62 [4] (0:12.62) |
| Average Speed [km/h] | 49.7 | 65.6 | 62.5 | 61.4 | 62.9 | 62.9 | 56.9 |
| Top Speed [km/h] | 67.2 | 67.4 | 64.4 | 62.1 | 64.1 | 64.6 | 61.1 |
| Avg. Dist. to Rail [m] | 6.2 | 0.4 | 0.2 | 0.4 | 0.8 | 2.1 | 1.7 |
| Avg. Stride Freq. [Hz] | 2.3 | 2.4 | 2.4 | 2.3 | 2.4 | 2.4 | 2.3 |
| Avg. Stride Length [m] | 5.9 | 7.4 | 7.3 | 7.3 | 7.3 | 7.2 | 6.8 |



- [] Ranking at each section and finish
- .-.- No data available at this section
- NA No data available



| | |
|--------------------------------|----------------|
| Horse/Jockey Name | Durusehvar |
| Final Rank | 13 |
| Fastest Section Time (Section) | 0:11.17 (400m) |
| Top Speed [km/h] (Section) | 65.4 (400m) |
| Race State | Finished |



Doomben QLD Professional
Race 7: MAGIC MILLIONS GOLD COAST MARCH Class 1 Plate
- 1350m

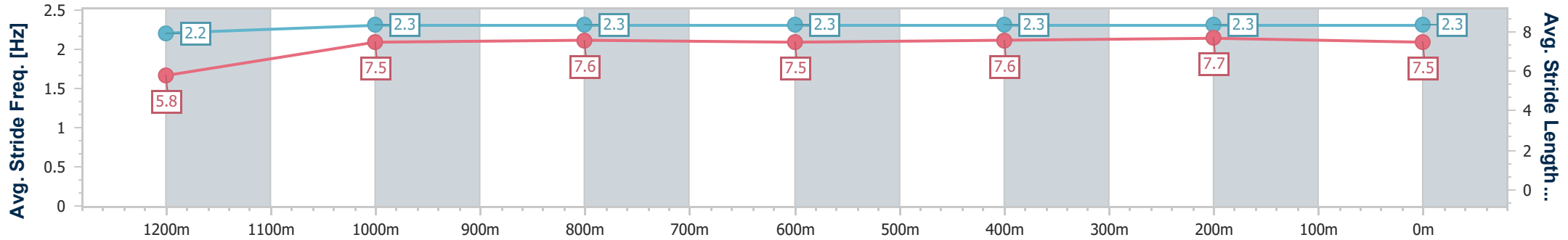
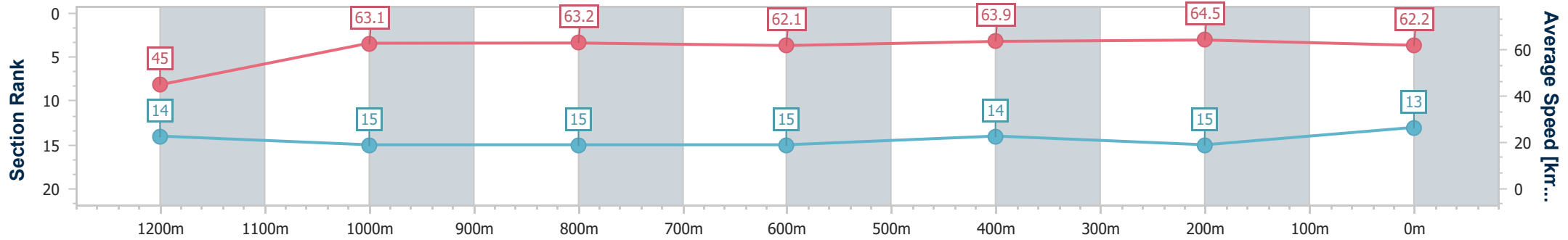


22 January 2025 - 17:10

BRISBANE
RACING CLUB

Track Rating: Good 4, Weather: Fine, Rail Position: +5m Entire

| Section | Overall | 1200m | 1000m | 800m | 600m | 400m | 200m |
|------------------------|---------------------------|---------------------------|---------------------------|---------------------------|---------------------------|---------------------------|---------------------------|
| Section Times | 1:20.70 [13] (0:12.03) | 1:08.67 [14] (0:11.42) | 0:57.25 [15] (0:11.46) | 0:45.79 [15] (0:11.69) | 0:34.10 [15] (0:11.35) | 0:22.75 [14] (0:11.17) | 0:11.58 [15] (0:11.58) |
| Average Speed [km/h] | 45.0 | 63.1 | 63.2 | 62.1 | 63.9 | 64.5 | 62.2 |
| Top Speed [km/h] | 62.4 | 64.2 | 64.7 | 64.2 | 65.1 | 65.4 | 64.4 |
| Avg. Dist. to Rail [m] | 5.8 | 0.9 | 1.7 | 1.9 | 1.3 | 2.7 | 7.3 |
| Avg. Stride Freq. [Hz] | 2.2 | 2.3 | 2.3 | 2.3 | 2.3 | 2.3 | 2.3 |
| Avg. Stride Length [m] | 5.8 | 7.5 | 7.6 | 7.5 | 7.6 | 7.7 | 7.5 |



- [] Ranking at each section and finish
- .-.- No data available at this section
- NA No data available



| | |
|--------------------------------|----------------|
| Horse/Jockey Name | Julieta |
| Final Rank | 14 |
| Fastest Section Time (Section) | 0:11.10 (400m) |
| Top Speed [km/h] (Section) | 65.8 (400m) |
| Race State | Finished |



Doomben QLD Professional
Race 7: MAGIC MILLIONS GOLD COAST MARCH Class 1 Plate
 - 1350m

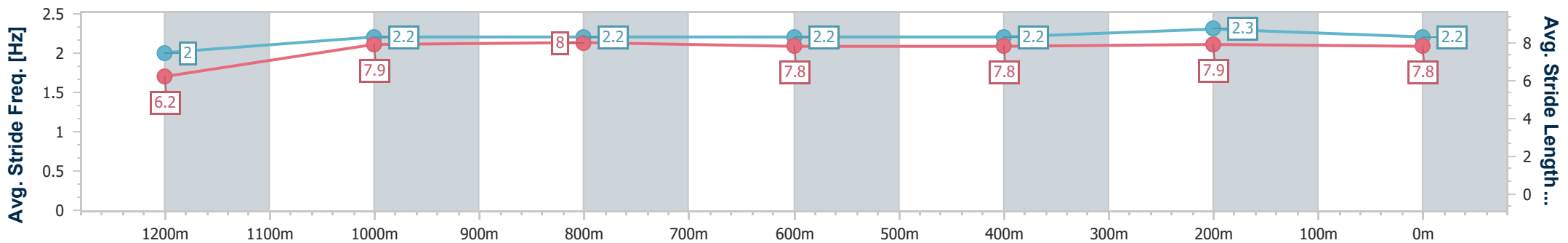
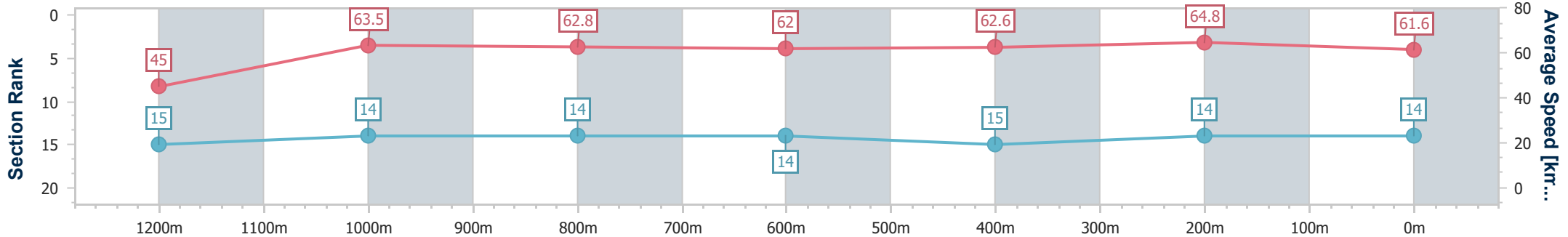


BRISBANE
 RACING CLUB

22 January 2025 - 17:10

Track Rating: Good 4, Weather: Fine, Rail Position: +5m Entire

| Section | Overall | 1200m | 1000m | 800m | 600m | 400m | 200m |
|------------------------|---------------------------|---------------------------|---------------------------|---------------------------|---------------------------|---------------------------|---------------------------|
| Section Times | 1:20.77 [14] (0:12.04) | 1:08.73 [15] (0:11.35) | 0:57.38 [14] (0:11.47) | 0:45.91 [14] (0:11.58) | 0:34.33 [14] (0:11.54) | 0:22.79 [15] (0:11.10) | 0:11.69 [14] (0:11.69) |
| Average Speed [km/h] | 45.0 | 63.5 | 62.8 | 62.0 | 62.6 | 64.8 | 61.6 |
| Top Speed [km/h] | 63.2 | 63.9 | 64.0 | 62.8 | 63.1 | 65.8 | 64.5 |
| Avg. Dist. to Rail [m] | 4.5 | 0.3 | 0.4 | 0.1 | 0.3 | 2.2 | 6.4 |
| Avg. Stride Freq. [Hz] | 2.0 | 2.2 | 2.2 | 2.2 | 2.2 | 2.3 | 2.2 |
| Avg. Stride Length [m] | 6.2 | 7.9 | 8.0 | 7.8 | 7.8 | 7.9 | 7.8 |



- [] Ranking at each section and finish
- .-.- No data available at this section
- NA No data available



| | |
|--------------------------------|-----------------|
| Horse/Jockey Name | Easy Company |
| Final Rank | 15 |
| Fastest Section Time (Section) | 0:11.17 (1200m) |
| Top Speed [km/h] (Section) | 64.7 (1200m) |
| Race State | Finished |



Doomben QLD Professional
Race 7: MAGIC MILLIONS GOLD COAST MARCH Class 1 Plate
- 1350m

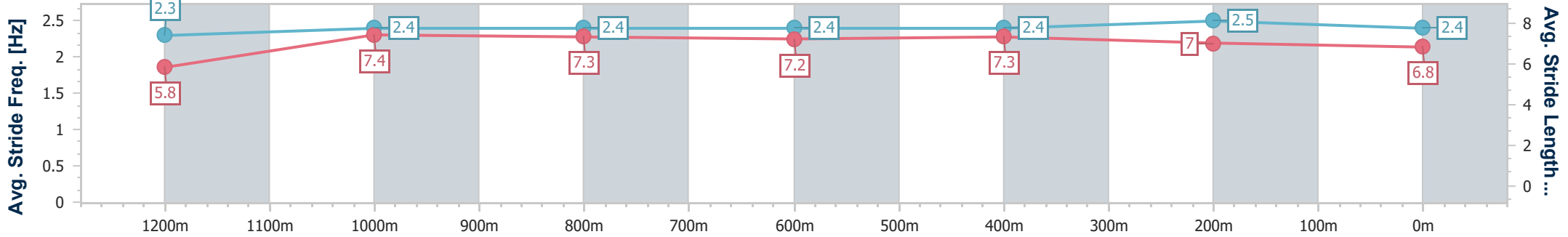
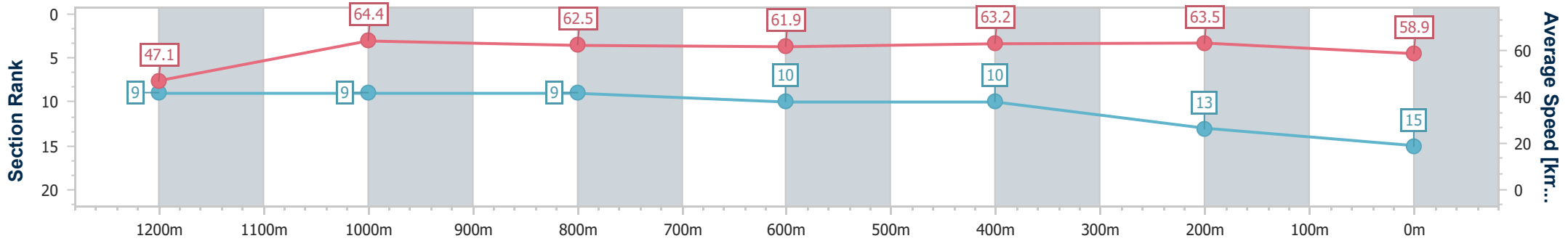


22 January 2025 - 17:10

BRISBANE
RACING CLUB

Track Rating: Good 4, Weather: Fine, Rail Position: +5m Entire

| Section | Overall | 1200m | 1000m | 800m | 600m | 400m | 200m |
|------------------------|---------------------------|--------------------------|--------------------------|--------------------------|---------------------------|---------------------------|---------------------------|
| Section Times | 1:21.08 [15] (0:11.45) | 1:09.63 [9] (0:11.17) | 0:58.46 [9] (0:11.58) | 0:46.88 [9] (0:11.80) | 0:35.08 [10] (0:11.48) | 0:23.60 [10] (0:11.35) | 0:12.25 [13] (0:12.25) |
| Average Speed [km/h] | 47.1 | 64.4 | 62.5 | 61.9 | 63.2 | 63.5 | 58.9 |
| Top Speed [km/h] | 64.1 | 64.7 | 63.7 | 63.0 | 64.1 | 64.5 | 62.0 |
| Avg. Dist. to Rail [m] | 2.3 | 1.2 | 1.9 | 2.4 | 1.7 | 2.5 | 4.4 |
| Avg. Stride Freq. [Hz] | 2.3 | 2.4 | 2.4 | 2.4 | 2.4 | 2.5 | 2.4 |
| Avg. Stride Length [m] | 5.8 | 7.4 | 7.3 | 7.2 | 7.3 | 7.0 | 6.8 |



- [] Ranking at each section and finish
- .-.- No data available at this section
- NA No data available