



Doomben QLD Professional

Race 6: XXXX BENCHMARK 70 Handicap - 1630m



BRISBANE
RACING CLUB

22 January 2025 - 16:33

Track Rating: Good 4, Weather: Fine, Rail Position: +5m Entire

Section		Overall	1400m	1200m	1000m	800m	600m	400m	Last 600m				
Field Times		1:38.14 (0:15.57)	1:22.57 (0:11.39)	1:11.18 (0:12.02)	0:59.16 (0:12.40)	0:46.76 (0:11.86)	0:34.90 (0:11.67)	0:23.23 (0:11.44)	0:34.90				
Rank	TAB Horse/Jockey	Barrier	Top Speed [km/h]	Fastest Section	Distance Travelled [m]								
1	13 BANANA SLIDE Kyle Wilson-Taylor	4	65.0 200m	0:11.34 400m	1:38.14 [1] (0:16.23)	1:21.91 [9] (0:11.53)	1:10.38 [9] (0:11.88)	0:58.50 [8] (0:12.42)	0:46.08 [9] (0:11.74)	0:34.34 [8] (0:11.47)	0:22.87 [6] (0:11.34)	0:34.34	
2	4 SHARP DAZZLER Bailey Wheeler	13	65.2 400m	0:11.32 400m	1:38.17 [2] (0:16.59)	1:21.58 [11] (0:11.42)	1:10.16 [11] (0:11.94)	0:58.22 [11] (0:12.04)	0:46.18 [7] (0:11.79)	0:34.39 [7] (0:11.53)	0:22.86 [8] (0:11.32)	0:34.39	+2
3	10 JOVITA Taylor Marshall	12	66.0 400m	0:11.22 400m	1:38.31 [3] (0:16.44)	1:21.87 [10] (0:11.52)	1:10.35 [10] (0:11.89)	0:58.46 [10] (0:12.39)	0:46.07 [11] (0:11.81)	0:34.26 [11] (0:11.48)	0:22.78 [10] (0:11.22)	0:34.26	+1
4	1 TUHINGA Georgina Cartwright	7	65.6 Overall	0:11.31 400m	1:38.31 [4] (0:16.19)	1:22.12 [7] (0:11.44)	1:10.68 [7] (0:11.92)	0:58.76 [6] (0:12.38)	0:46.38 [6] (0:11.83)	0:34.55 [6] (0:11.46)	0:23.09 [5] (0:11.31)	0:34.55	+7
5	9 ORIGINAL GLAZE Emily Lang	5	65.0 1400m	0:11.35 400m	1:38.33 [5] (0:15.72)	1:22.61 [3] (0:11.48)	1:11.13 [3] (0:12.00)	0:59.13 [3] (0:12.33)	0:46.80 [3] (0:11.90)	0:34.90 [3] (0:11.57)	0:23.33 [3] (0:11.35)	0:34.90	-1
6	6 THESECONDATPORTSEA Justin Huxtable	1	65.2 400m	0:11.31 400m	1:38.35 [6] (0:15.84)	1:22.51 [4] (0:11.66)	1:10.85 [5] (0:12.06)	0:58.79 [7] (0:12.45)	0:46.34 [8] (0:11.88)	0:34.46 [9] (0:11.52)	0:22.94 [9] (0:11.31)	0:34.46	-6
7	7 WOWIT'S WILLYWONKA Tahlia Fenlon	9	66.4 Overall	0:11.36 1400m	1:38.63 [7] (0:15.60)	1:23.03 [2] (0:11.36)	1:11.67 [1] (0:12.02)	0:59.65 [1] (0:12.40)	0:47.25 [1] (0:11.86)	0:35.39 [1] (0:11.67)	0:23.72 [1] (0:11.49)	0:35.39	-6
8	3 BELIEVE SO Jasper Franklin	3	64.3 Overall	0:11.49 1400m	1:38.73 [8] (0:15.57)	1:23.16 [1] (0:11.49)	1:11.67 [2] (0:12.01)	0:59.66 [2] (0:12.41)	0:47.25 [2] (0:11.90)	0:35.35 [2] (0:11.60)	0:23.75 [2] (0:11.49)	0:35.35	-8
9	8 NIGHTSTICK Cody Collis	8	65.4 Overall	0:11.38 400m	1:39.06 [9] (0:16.20)	1:22.86 [8] (0:11.52)	1:11.34 [8] (0:12.09)	0:59.25 [9] (0:12.31)	0:46.94 [10] (0:11.86)	0:35.08 [10] (0:11.57)	0:23.51 [11] (0:11.38)	0:35.08	-1
10	5 COUNTER James Orman	2	64.7 400m	0:11.41 1400m	1:39.37 [10] (0:15.98)	1:23.39 [6] (0:11.41)	1:11.98 [4] (0:11.99)	0:59.99 [4] (0:12.36)	0:47.63 [4] (0:11.92)	0:35.71 [5] (0:11.64)	0:24.07 [7] (0:11.59)	0:35.71	-1

Scratched: Bella Tivaci (#14), Kareem (#12)

Report Created: Wed 22 January 2025 17:37 GMT+ (Note: Timing is based on position data)

Page 1/16

[] Ranking at each section and finish
 -:-:- No data available at this section
 NA No data available

SCN Saddle cloth number
 DNF Did not finish
 DNT Did not track

data processed by TRIPLES DATA



Doomben QLD Professional
Race 6: XXXX BENCHMARK 70 Handicap - 1630m
22 January 2025 - 16:33



Track Rating: Good 4, Weather: Fine, Rail Position: +5m Entire

Section		Overall	1400m	1200m	1000m	800m	600m	400m	Last 600m
Field Times		1:38.14 (0:15.57)	1:22.57 (0:11.39)	1:11.18 (0:12.02)	0:59.16 (0:12.40)	0:46.76 (0:11.86)	0:34.90 (0:11.67)	0:23.23 (0:11.44)	0:34.90

Rank	TAB	Horse/Jockey	Barrier	Top Speed [km/h]	Fastest Section	Overall	1400m	1200m	1000m	800m	600m	400m	Last 600m	Distance Travelled [m]
11	2	BAGLIONI Courtney Bellamy	11	65.8 1200m	0:11.26 1400m	1:39.47 [11] (0:17.74)	1:21.73 [12] (0:11.26)	1:10.47 [12] (0:11.34)	0:59.13 [12] (0:12.14)	0:46.99 [12] (0:11.77)	0:35.22 [12] (0:11.40)	0:23.82 [12] (0:11.51)	0:35.22	+0
12	11	HARMONY REIGNS Luke Dempsey	10	64.3 Overall	0:11.55 600m	1:39.81 [12] (0:15.97)	1:23.84 [5] (0:11.64)	1:12.20 [6] (0:11.83)	1:00.37 [5] (0:12.38)	0:47.99 [5] (0:11.84)	0:36.15 [4] (0:11.55)	0:24.60 [4] (0:11.66)	0:36.15	+4

Scratched: Bella Tivaci (#14), Kareem (#12)

[] Ranking at each section and finish
 -:-:- No data available at this section
 NA No data available

SCN Saddle cloth number
 DNF Did not finish
 DNT Did not track



Doomben QLD Professional

Race 6: XXXX BENCHMARK 70 Handicap - 1630m

22 January 2025 - 16:33



BRISBANE
RACING CLUB

Track Rating: Good 4, Weather: Fine, Rail Position: +5m Entire

Section							200m			Last 600m
Field Times							0:11.79			0:34.90
							(0:11.79)			
Rank	TAB Horse/Jockey	Barrier	Top Speed [km/h]	Fastest Section	Margin				Distance Travelled [m]	
1	13 BANANA SLIDE Kyle Wilson-Taylor	4	65.0	0:11.34 200m	0:11.53 [5] (0:11.53)	1:38.14			0:34.34	
2	4 SHARP DAZZLER Bailey Wheeler	13	65.2	0:11.32 400m	0:11.54 [6] (0:11.54)	0.14L			0:34.39 +2	
3	10 JOVITA Taylor Marshall	12	66.0	0:11.22 400m	0:11.56 [8] (0:11.56)	0.98L			0:34.26 +1	
4	1 TUHINGA Georgina Cartwright	7	65.6	0:11.31 Overall	0:11.78 [4] (0:11.78)	1L			0:34.55 +7	
5	9 ORIGINAL GLAZE Emily Lang	5	65.0	0:11.35 1400m	0:11.98 [1] (0:11.98)	1.13L			0:34.90 -1	
6	6 THESECONDATPORTSEA Justin Huxtable	1	65.2	0:11.31 400m	0:11.63 [7] (0:11.63)	1.24L			0:34.46 -6	
7	7 WOWIT'S WILLYWONKA Tahlia Fenlon	9	66.4	0:11.36 Overall	0:12.23 [2] (0:12.23)	2.89L			0:35.39 -6	
8	3 BELIEVE SO Jasper Franklin	3	64.3	0:11.49 Overall	0:12.26 [3] (0:12.26)	3.47L			0:35.35 -8	
9	8 NIGHTSTICK Cody Collis	8	65.4	0:11.38 Overall	0:12.13 [11] (0:12.13)	5.4L			0:35.08 -1	
10	5 COUNTER James Orman	2	64.7	0:11.41 400m	0:12.48 [10] (0:12.48)	7.22L			0:35.71 -1	

Scratched: Bella Tivaci (#14), Kareem (#12)

[] Ranking at each section and finish
 -:-:- No data available at this section
 NA No data available

SCN Saddle cloth number
 DNF Did not finish
 DNT Did not track



Doomben QLD Professional
Race 6: XXXX BENCHMARK 70 Handicap - 1630m
22 January 2025 - 16:33



Track Rating: Good 4, Weather: Fine, Rail Position: +5m Entire

Section				200m				Last 600m		
Field Times				0:11.79 (0:11.79)				0:34.90		
Rank	TAB	Horse/Jockey	Barrier	Top Speed [km/h]	Fastest Section	Margin			Distance Travelled [m]	
11	2	BAGLIONI	11	65.8	0:11.26	0:12.31 [12]	7.84L		0:35.22	+0
		Courtney Bellamy		1200m	1400m	(0:12.31)				
12	11	HARMONY REIGNS	10	64.3	0:11.55	0:12.94 [9]	9.82L		0:36.15	+4
		Luke Dempsey		Overall	600m	(0:12.94)				

Scratched: Bella Tivaci (#14), Kareem (#12)

[] Ranking at each section and finish
 -:-:-:- No data available at this section
 NA No data available

SCN Saddle cloth number
 DNF Did not finish
 DNT Did not track



Horse/Jockey Name	Banana Slide
Final Rank	1
Fastest Section Time (Section)	0:11.34 (400m)
Top Speed [km/h] (Section)	65.0 (200m)
Race State	Finished



Doomben QLD Professional

Race 6: XXXX BENCHMARK 70 Handicap - 1630m

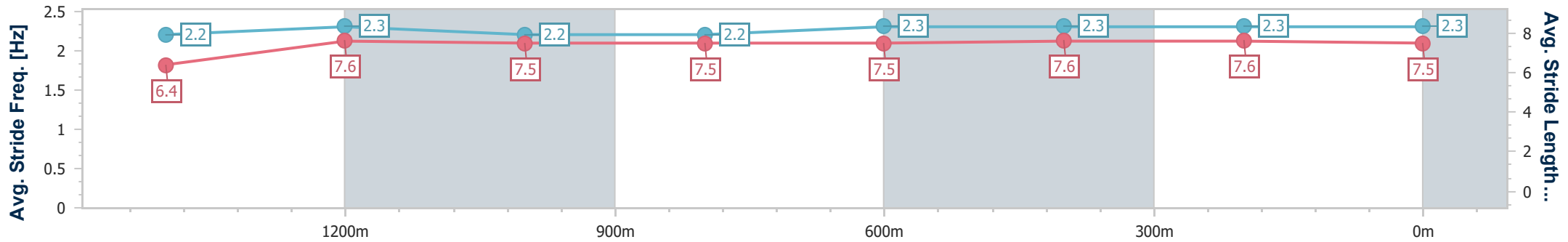
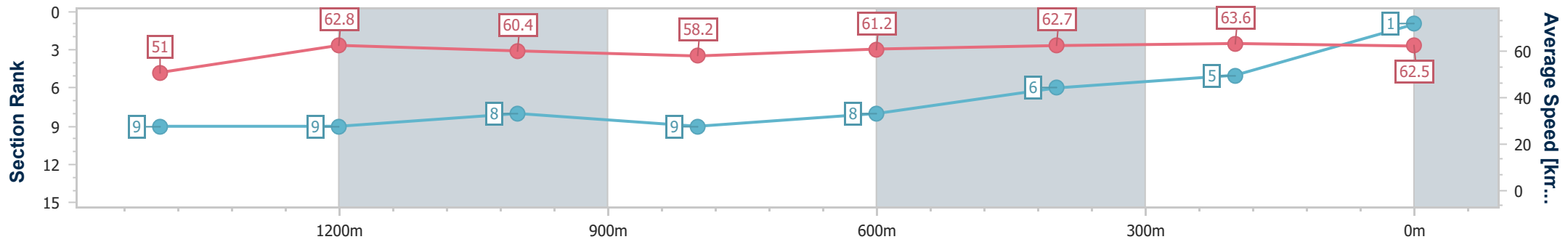
22 January 2025 - 16:33

Track Rating: Good 4, Weather: Fine, Rail Position: +5m Entire



BRISBANE RACING CLUB

Section	Overall	1400m	1200m	1000m	800m	600m	400m	200m
Section Times	1:38.14 [1] (0:16.23)	1:21.91 [9] (0:11.53)	1:10.38 [9] (0:11.88)	0:58.50 [8] (0:12.42)	0:46.08 [9] (0:11.74)	0:34.34 [8] (0:11.47)	0:22.87 [6] (0:11.34)	0:11.53 [5]
Average Speed [km/h]	51.0	62.8	60.4	58.2	61.2	62.7	63.6	62.5
Top Speed [km/h]	63.9	64.0	61.7	59.9	64.3	63.6	64.7	65.0
Avg. Dist. to Rail [m]	1.1	0.7	0.5	0.9	0.2	0.7	3.2	6.8
Avg. Stride Freq. [Hz]	2.2	2.3	2.2	2.2	2.3	2.3	2.3	2.3
Avg. Stride Length [m]	6.4	7.6	7.5	7.5	7.5	7.6	7.6	7.5



- [] Ranking at each section and finish
- .-.- No data available at this section
- NA No data available



Horse/Jockey Name	Sharp Dazzler
Final Rank	2
Fastest Section Time (Section)	0:11.32 (400m)
Top Speed [km/h] (Section)	65.2 (400m)
Race State	Finished



Doomben QLD Professional

Race 6: XXXX BENCHMARK 70 Handicap - 1630m

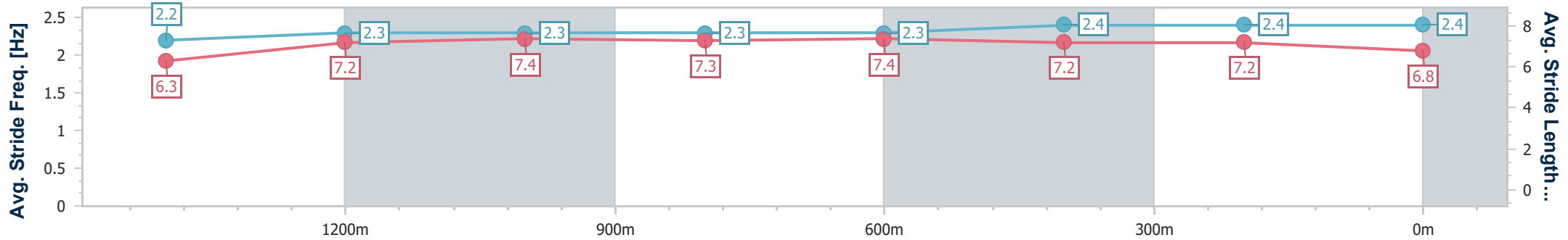
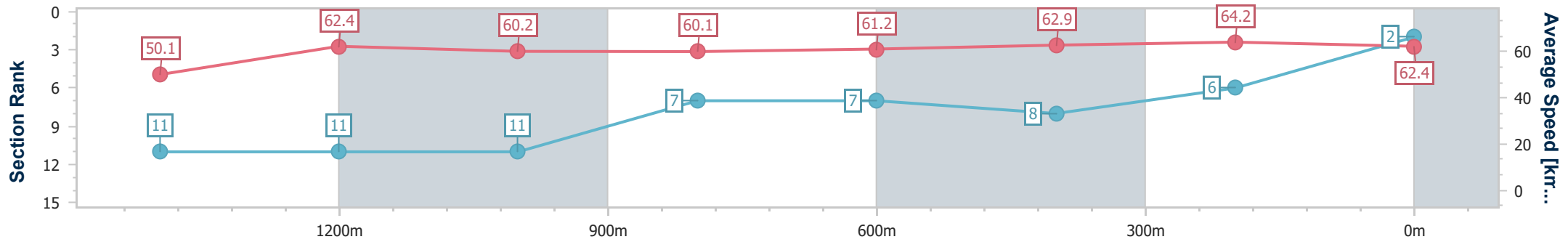
22 January 2025 - 16:33

Track Rating: Good 4, Weather: Fine, Rail Position: +5m Entire



BRISBANE RACING CLUB

Section	Overall	1400m	1200m	1000m	800m	600m	400m	200m
Section Times	1:38.17 [2] (0:16.59)	1:21.58 [11] (0:11.42)	1:10.16 [11] (0:11.94)	0:58.22 [11] (0:12.04)	0:46.18 [7] (0:11.79)	0:34.39 [7] (0:11.53)	0:22.86 [8] (0:11.32)	0:11.54 [6] (0:11.54)
Average Speed [km/h]	50.1	62.4	60.2	60.1	61.2	62.9	64.2	62.4
Top Speed [km/h]	61.3	63.5	62.9	60.6	63.0	63.8	65.2	64.3
Avg. Dist. to Rail [m]	5.0	1.3	0.1	0.4	0.5	1.8	5.5	8.7
Avg. Stride Freq. [Hz]	2.2	2.3	2.3	2.3	2.3	2.4	2.4	2.4
Avg. Stride Length [m]	6.3	7.2	7.4	7.3	7.4	7.2	7.2	6.8



- [] Ranking at each section and finish
- .-.- No data available at this section
- NA No data available



Horse/Jockey Name	Jovita
Final Rank	3
Fastest Section Time (Section)	0:11.22 (400m)
Top Speed [km/h] (Section)	66.0 (400m)
Race State	Finished



Doomben QLD Professional

Race 6: XXXX BENCHMARK 70 Handicap - 1630m

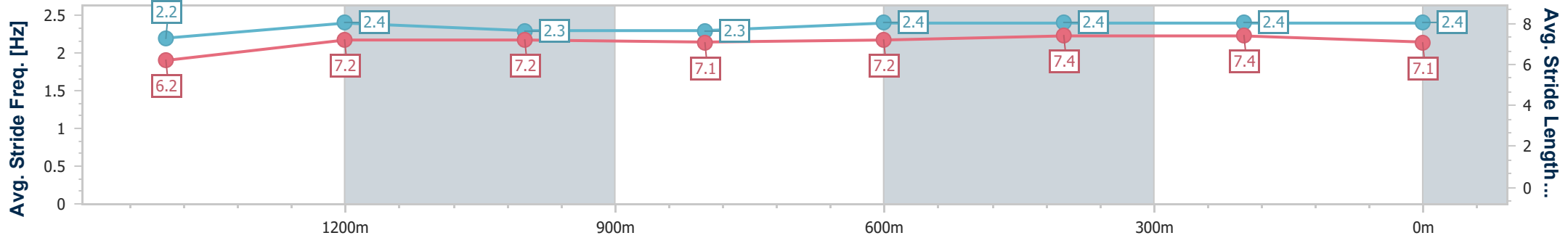
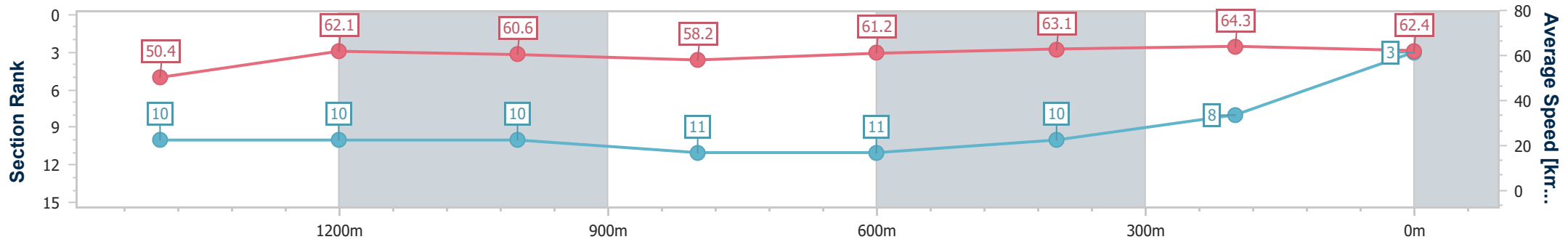
22 January 2025 - 16:33

Track Rating: Good 4, Weather: Fine, Rail Position: +5m Entire



BRISBANE RACING CLUB

Section	Overall	1400m	1200m	1000m	800m	600m	400m	200m
Section Times	1:38.31 [3] (0:16.44)	1:21.87 [10] (0:11.52)	1:10.35 [10] (0:11.89)	0:58.46 [10] (0:12.39)	0:46.07 [11] (0:11.81)	0:34.26 [11] (0:11.48)	0:22.78 [10] (0:11.22)	0:11.56 [8]
Average Speed [km/h]	50.4	62.1	60.6	58.2	61.2	63.1	64.3	62.4
Top Speed [km/h]	63.7	63.7	62.5	59.8	64.0	64.2	66.0	64.8
Avg. Dist. to Rail [m]	3.4	0.7	0.9	1.2	0.7	0.6	4.8	9.1
Avg. Stride Freq. [Hz]	2.2	2.4	2.3	2.3	2.4	2.4	2.4	2.4
Avg. Stride Length [m]	6.2	7.2	7.2	7.1	7.2	7.4	7.4	7.1



- [] Ranking at each section and finish
- .-.- No data available at this section
- NA No data available



Horse/Jockey Name	Tuhinga
Final Rank	4
Fastest Section Time (Section)	0:11.31 (400m)
Top Speed [km/h] (Section)	65.6 (Overall)
Race State	Finished



Doomben QLD Professional

Race 6: XXXX BENCHMARK 70 Handicap - 1630m

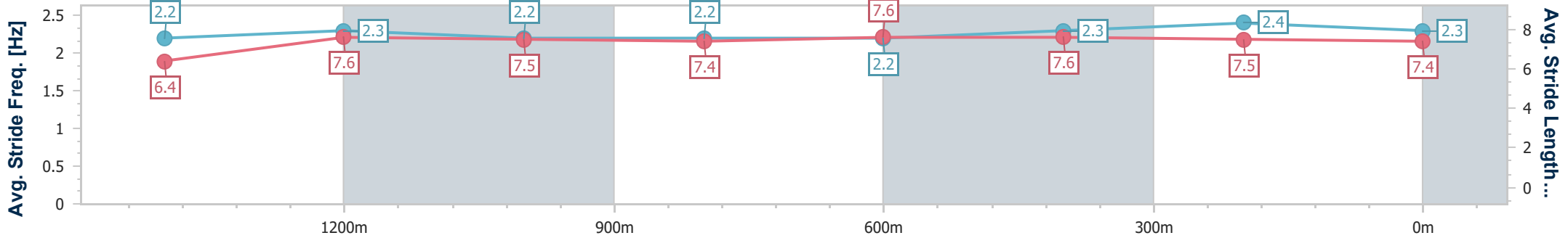
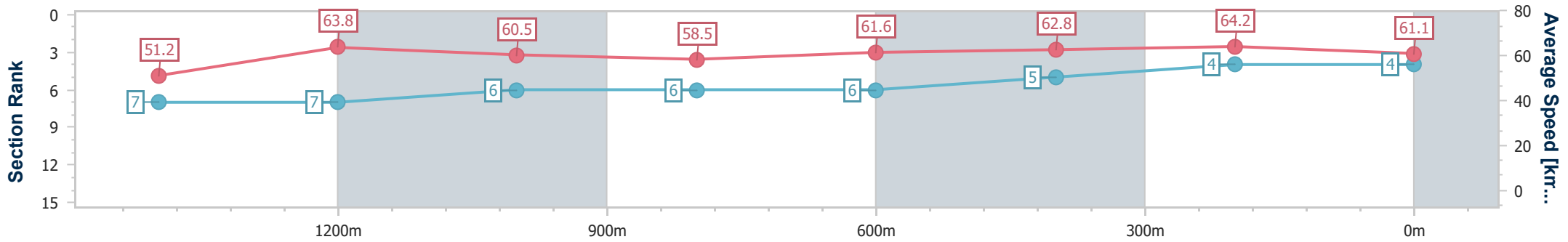
22 January 2025 - 16:33

Track Rating: Good 4, Weather: Fine, Rail Position: +5m Entire



BRISBANE RACING CLUB

Section	Overall	1400m	1200m	1000m	800m	600m	400m	200m
Section Times	1:38.31 [4] (0:16.19)	1:22.12 [7] (0:11.44)	1:10.68 [7] (0:11.92)	0:58.76 [6] (0:12.38)	0:46.38 [6] (0:11.83)	0:34.55 [6] (0:11.46)	0:23.09 [5] (0:11.31)	0:11.78 [4] (0:11.78)
Average Speed [km/h]	51.2	63.8	60.5	58.5	61.6	62.8	64.2	61.1
Top Speed [km/h]	65.6	65.6	62.1	59.6	63.3	64.3	65.4	63.2
Avg. Dist. to Rail [m]	1.5	2.6	4.0	3.0	1.6	0.7	3.1	4.3
Avg. Stride Freq. [Hz]	2.2	2.3	2.2	2.2	2.2	2.3	2.4	2.3
Avg. Stride Length [m]	6.4	7.6	7.5	7.4	7.6	7.6	7.5	7.4



- [] Ranking at each section and finish
- .-.-.- No data available at this section
- NA No data available



Horse/Jockey Name	Original Glaze
Final Rank	5
Fastest Section Time (Section)	0:11.35 (400m)
Top Speed [km/h] (Section)	65.0 (1400m)
Race State	Finished



Doomben QLD Professional

Race 6: XXXX BENCHMARK 70 Handicap - 1630m

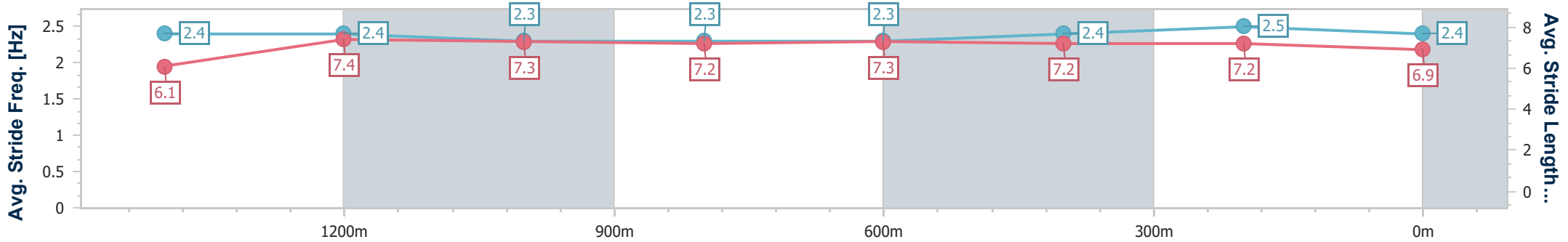
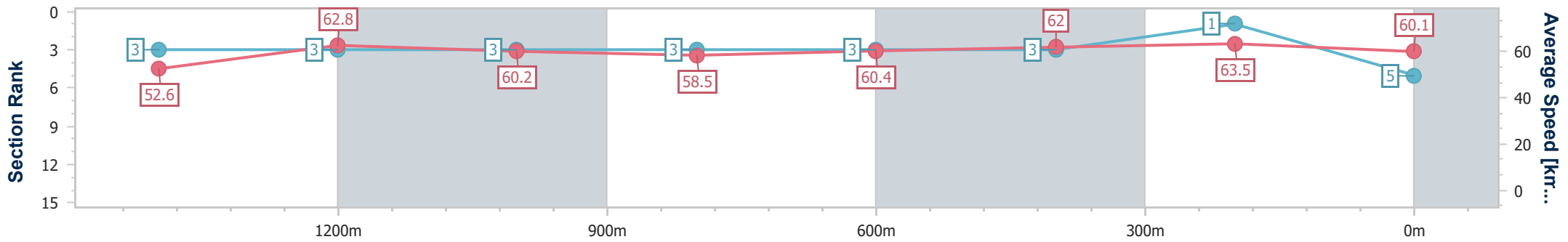
22 January 2025 - 16:33

Track Rating: Good 4, Weather: Fine, Rail Position: +5m Entire



BRISBANE RACING CLUB

Section	Overall	1400m	1200m	1000m	800m	600m	400m	200m
Section Times	1:38.33 [5] (0:15.72)	1:22.61 [3] (0:11.48)	1:11.13 [3] (0:12.00)	0:59.13 [3] (0:12.33)	0:46.80 [3] (0:11.90)	0:34.90 [3] (0:11.57)	0:23.33 [3] (0:11.35)	0:11.98 [1] (0:11.98)
Average Speed [km/h]	52.6	62.8	60.2	58.5	60.4	62.0	63.5	60.1
Top Speed [km/h]	64.7	65.0	61.6	60.0	62.9	63.0	64.7	62.5
Avg. Dist. to Rail [m]	1.5	0.7	1.3	1.4	0.3	0.7	0.5	0.8
Avg. Stride Freq. [Hz]	2.4	2.4	2.3	2.3	2.3	2.4	2.5	2.4
Avg. Stride Length [m]	6.1	7.4	7.3	7.2	7.3	7.2	7.2	6.9



- [] Ranking at each section and finish
- .-.- No data available at this section
- NA No data available



Horse/Jockey Name	Thesecondatportsea
Final Rank	6
Fastest Section Time (Section)	0:11.31 (400m)
Top Speed [km/h] (Section)	65.2 (400m)
Race State	Finished



Doomben QLD Professional

Race 6: XXXX BENCHMARK 70 Handicap - 1630m

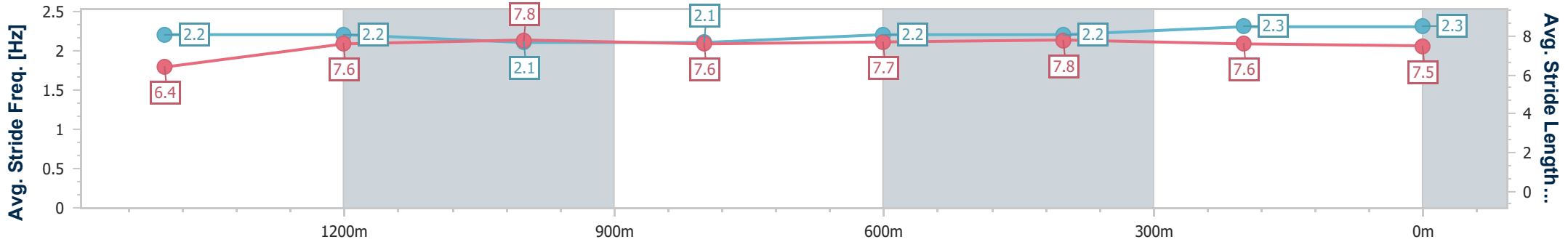
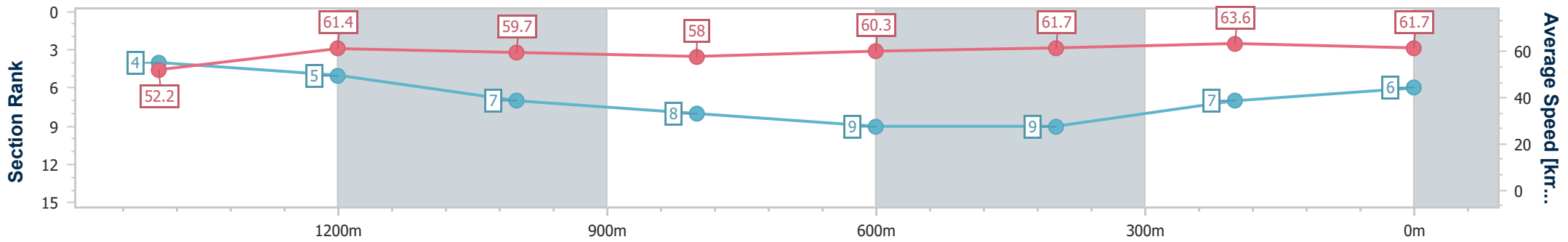
22 January 2025 - 16:33

Track Rating: Good 4, Weather: Fine, Rail Position: +5m Entire



BRISBANE RACING CLUB

Section	Overall	1400m	1200m	1000m	800m	600m	400m	200m
Section Times	1:38.35 [6] (0:15.84)	1:22.51 [4] (0:11.66)	1:10.85 [5] (0:12.06)	0:58.79 [7] (0:12.45)	0:46.34 [8] (0:11.88)	0:34.46 [9] (0:11.52)	0:22.94 [9] (0:11.31)	0:11.63 [7] (0:11.63)
Average Speed [km/h]	52.2	61.4	59.7	58.0	60.3	61.7	63.6	61.7
Top Speed [km/h]	64.0	63.8	60.4	59.9	62.2	62.5	65.2	63.9
Avg. Dist. to Rail [m]	1.9	0.5	0.6	0.1	0.7	2.1	0.9	3.6
Avg. Stride Freq. [Hz]	2.2	2.2	2.1	2.1	2.2	2.2	2.3	2.3
Avg. Stride Length [m]	6.4	7.6	7.8	7.6	7.7	7.8	7.6	7.5



- [] Ranking at each section and finish
- .-.-.- No data available at this section
- NA No data available



Horse/Jockey Name	Wowit's Willywonka
Final Rank	7
Fastest Section Time (Section)	0:11.36 (1400m)
Top Speed [km/h] (Section)	66.4 (Overall)
Race State	Finished



Doomben QLD Professional

Race 6: XXXX BENCHMARK 70 Handicap - 1630m

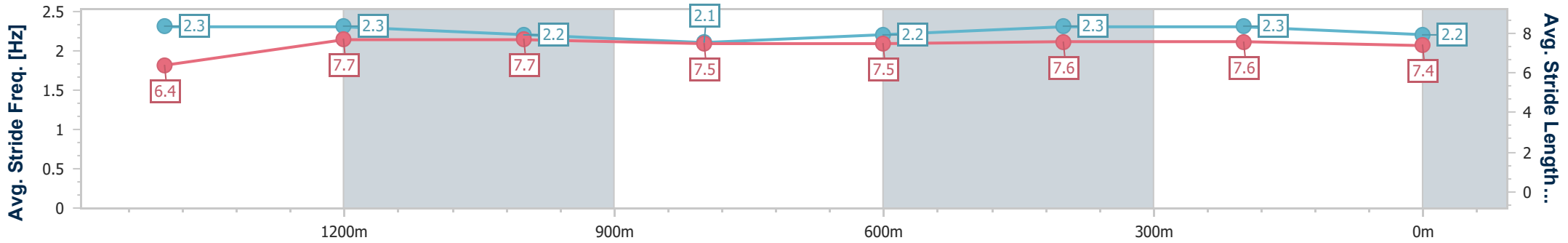
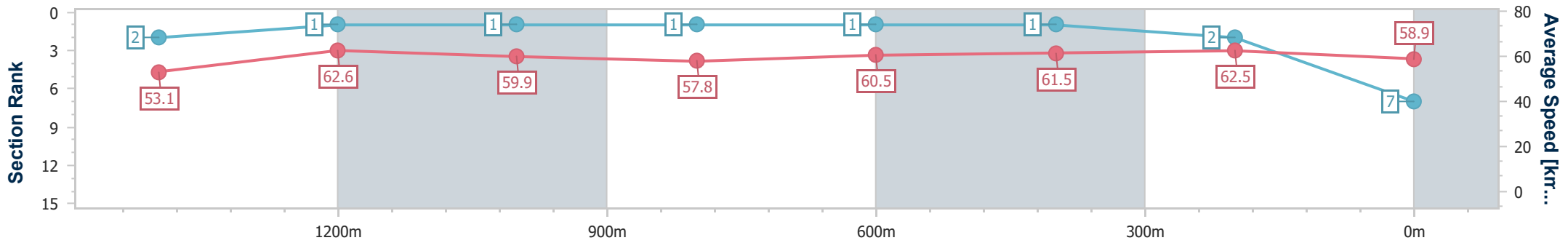
22 January 2025 - 16:33

Track Rating: Good 4, Weather: Fine, Rail Position: +5m Entire



BRISBANE RACING CLUB

Section	Overall	1400m	1200m	1000m	800m	600m	400m	200m
Section Times	1:38.63 [7] (0:15.60)	1:23.03 [2] (0:11.36)	1:11.67 [1] (0:12.02)	0:59.65 [1] (0:12.40)	0:47.25 [1] (0:11.86)	0:35.39 [1] (0:11.67)	0:23.72 [1] (0:11.49)	0:12.23 [2] (0:12.23)
Average Speed [km/h]	53.1	62.6	59.9	57.8	60.5	61.5	62.5	58.9
Top Speed [km/h]	66.4	64.8	61.3	59.3	61.9	62.6	63.2	61.7
Avg. Dist. to Rail [m]	2.2	2.3	0.9	0.3	0.6	0.9	0.6	0.3
Avg. Stride Freq. [Hz]	2.3	2.3	2.2	2.1	2.2	2.3	2.3	2.2
Avg. Stride Length [m]	6.4	7.7	7.7	7.5	7.5	7.6	7.6	7.4



- [] Ranking at each section and finish
- .-.- No data available at this section
- NA No data available



Horse/Jockey Name	Believe So
Final Rank	8
Fastest Section Time (Section)	0:11.49 (1400m)
Top Speed [km/h] (Section)	64.3 (Overall)
Race State	Finished



Doomben QLD Professional

Race 6: XXXX BENCHMARK 70 Handicap - 1630m

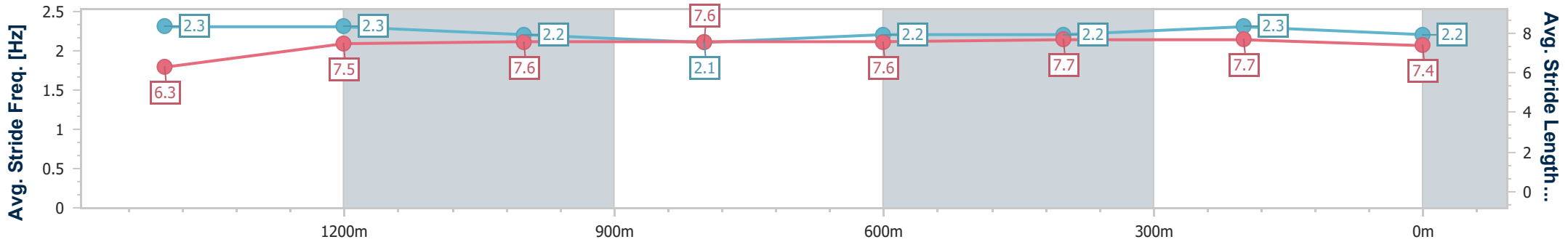
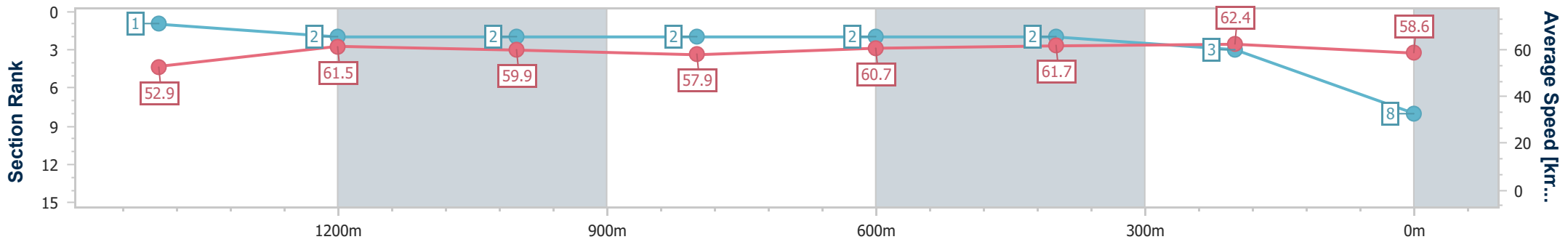
22 January 2025 - 16:33

Track Rating: Good 4, Weather: Fine, Rail Position: +5m Entire



BRISBANE RACING CLUB

Section	Overall	1400m	1200m	1000m	800m	600m	400m	200m
Section Times	1:38.73 [8] (0:15.57)	1:23.16 [1] (0:11.49)	1:11.67 [2] (0:12.01)	0:59.66 [2] (0:12.41)	0:47.25 [2] (0:11.90)	0:35.35 [2] (0:11.60)	0:23.75 [2] (0:11.49)	0:12.26 [3] (0:12.26)
Average Speed [km/h]	52.9	61.5	59.9	57.9	60.7	61.7	62.4	58.6
Top Speed [km/h]	64.3	63.5	60.3	59.5	62.4	62.7	63.3	61.3
Avg. Dist. to Rail [m]	1.6	2.8	0.8	0.2	0.2	1.0	1.2	1.6
Avg. Stride Freq. [Hz]	2.3	2.3	2.2	2.1	2.2	2.2	2.3	2.2
Avg. Stride Length [m]	6.3	7.5	7.6	7.6	7.6	7.7	7.7	7.4



- [] Ranking at each section and finish
- .-.- No data available at this section
- NA No data available



Horse/Jockey Name	Nightstick
Final Rank	9
Fastest Section Time (Section)	0:11.38 (400m)
Top Speed [km/h] (Section)	65.4 (Overall)
Race State	Finished



Doomben QLD Professional

Race 6: XXXX BENCHMARK 70 Handicap - 1630m

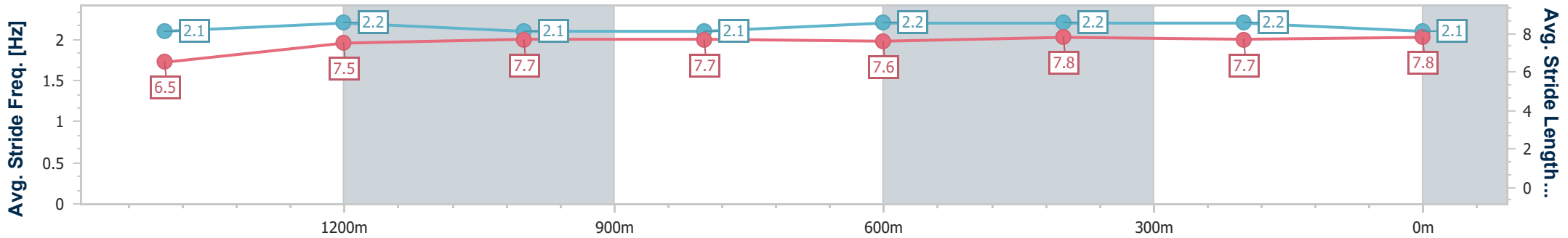
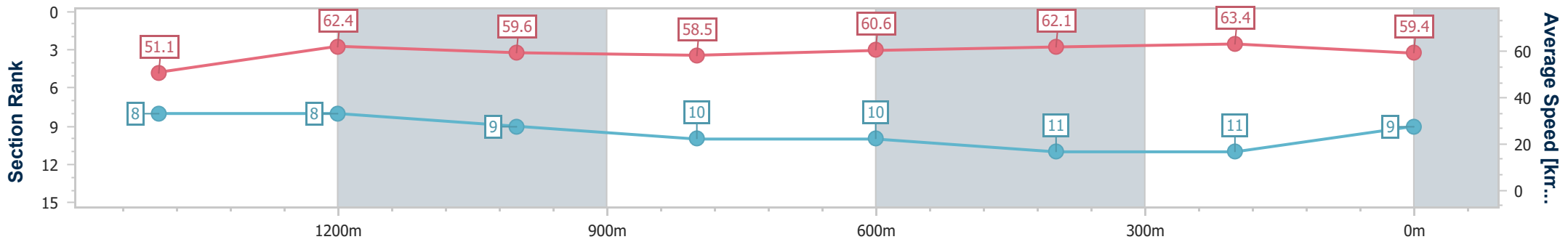
22 January 2025 - 16:33

Track Rating: Good 4, Weather: Fine, Rail Position: +5m Entire



BRISBANE RACING CLUB

Section	Overall	1400m	1200m	1000m	800m	600m	400m	200m
Section Times	1:39.06 [9] (0:16.20)	1:22.86 [8] (0:11.52)	1:11.34 [8] (0:12.09)	0:59.25 [9] (0:12.31)	0:46.94 [10] (0:11.86)	0:35.08 [10] (0:11.57)	0:23.51 [11] (0:11.38)	0:12.13 [11] (0:12.13)
Average Speed [km/h]	51.1	62.4	59.6	58.5	60.6	62.1	63.4	59.4
Top Speed [km/h]	65.4	65.0	60.1	60.0	63.2	63.3	64.4	62.0
Avg. Dist. to Rail [m]	2.2	0.4	0.1	0.2	0.1	0.2	1.7	6.6
Avg. Stride Freq. [Hz]	2.1	2.2	2.1	2.1	2.2	2.2	2.2	2.1
Avg. Stride Length [m]	6.5	7.5	7.7	7.7	7.6	7.8	7.7	7.8



- [] Ranking at each section and finish
- .-.- No data available at this section
- NA No data available



Horse/Jockey Name	Counter
Final Rank	10
Fastest Section Time (Section)	0:11.41 (1400m)
Top Speed [km/h] (Section)	64.7 (400m)
Race State	Finished



Doomben QLD Professional

Race 6: XXXX BENCHMARK 70 Handicap - 1630m

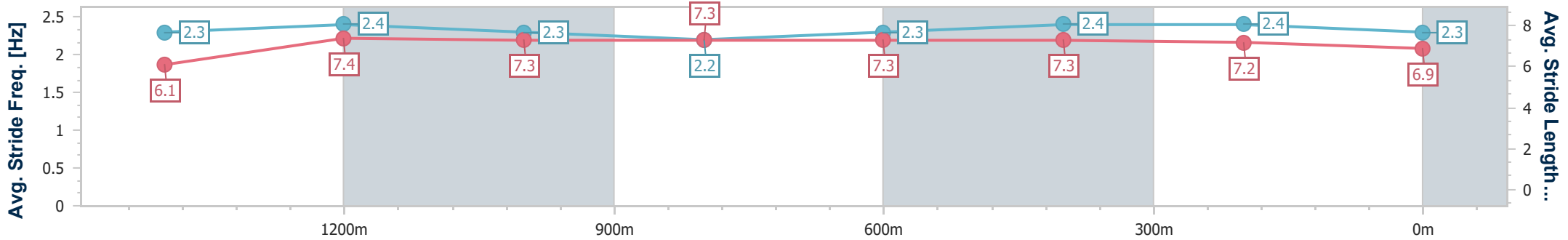
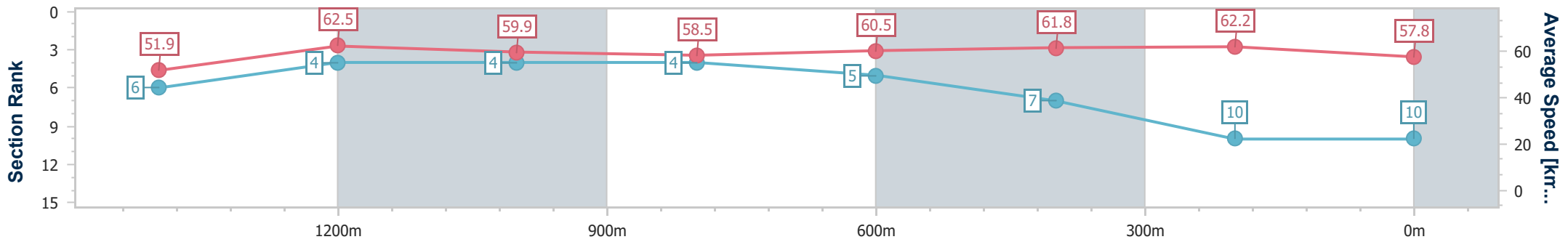
22 January 2025 - 16:33

Track Rating: Good 4, Weather: Fine, Rail Position: +5m Entire



BRISBANE RACING CLUB

Section	Overall	1400m	1200m	1000m	800m	600m	400m	200m
Section Times	1:39.37 [10] (0:15.98)	1:23.39 [6] (0:11.41)	1:11.98 [4] (0:11.99)	0:59.99 [4] (0:12.36)	0:47.63 [4] (0:11.92)	0:35.71 [5] (0:11.64)	0:24.07 [7] (0:11.59)	0:12.48 [10] (0:12.48)
Average Speed [km/h]	51.9	62.5	59.9	58.5	60.5	61.8	62.2	57.8
Top Speed [km/h]	64.2	63.8	62.3	59.4	62.3	63.3	64.7	60.6
Avg. Dist. to Rail [m]	0.8	1.0	0.4	1.0	0.4	0.2	1.0	1.8
Avg. Stride Freq. [Hz]	2.3	2.4	2.3	2.2	2.3	2.4	2.4	2.3
Avg. Stride Length [m]	6.1	7.4	7.3	7.3	7.3	7.3	7.2	6.9



- [] Ranking at each section and finish
- .-.- No data available at this section
- NA No data available



Horse/Jockey Name	Baglioni
Final Rank	11
Fastest Section Time (Section)	0:11.26 (1400m)
Top Speed [km/h] (Section)	65.8 (1200m)
Race State	Finished



Doomben QLD Professional

Race 6: XXXX BENCHMARK 70 Handicap - 1630m

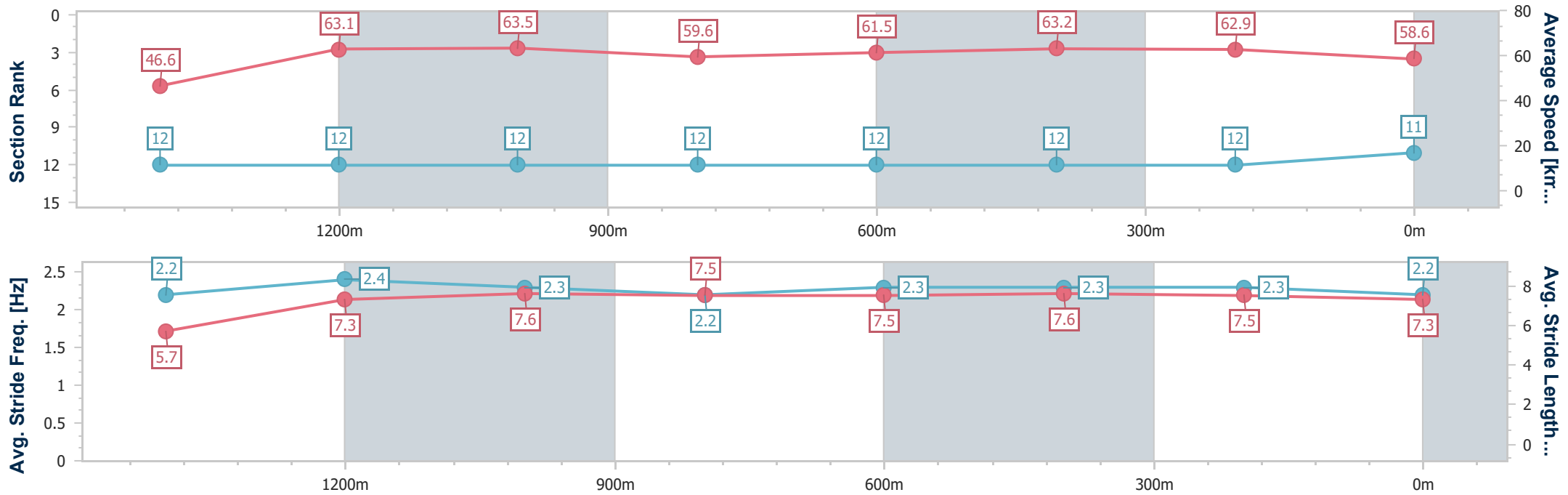
22 January 2025 - 16:33

Track Rating: Good 4, Weather: Fine, Rail Position: +5m Entire



BRISBANE RACING CLUB

Section	Overall	1400m	1200m	1000m	800m	600m	400m	200m
Section Times	1:39.47 [11] (0:17.74)	1:21.73 [12] (0:11.26)	1:10.47 [12] (0:11.34)	0:59.13 [12] (0:12.14)	0:46.99 [12] (0:11.77)	0:35.22 [12] (0:11.40)	0:23.82 [12] (0:11.51)	0:12.31 [12] (0:12.31)
Average Speed [km/h]	46.6	63.1	63.5	59.6	61.5	63.2	62.9	58.6
Top Speed [km/h]	60.8	64.5	65.8	60.5	63.7	63.9	63.7	61.6
Avg. Dist. to Rail [m]	3.1	1.9	0.4	1.1	1.3	0.5	5.5	10.9
Avg. Stride Freq. [Hz]	2.2	2.4	2.3	2.2	2.3	2.3	2.3	2.2
Avg. Stride Length [m]	5.7	7.3	7.6	7.5	7.5	7.6	7.5	7.3



- [] Ranking at each section and finish
- .-.- No data available at this section
- NA No data available



Horse/Jockey Name	Harmony Reigns
Final Rank	12
Fastest Section Time (Section)	0:11.55 (600m)
Top Speed [km/h] (Section)	64.3 (Overall)
Race State	Finished



Doomben QLD Professional

Race 6: XXXX BENCHMARK 70 Handicap - 1630m

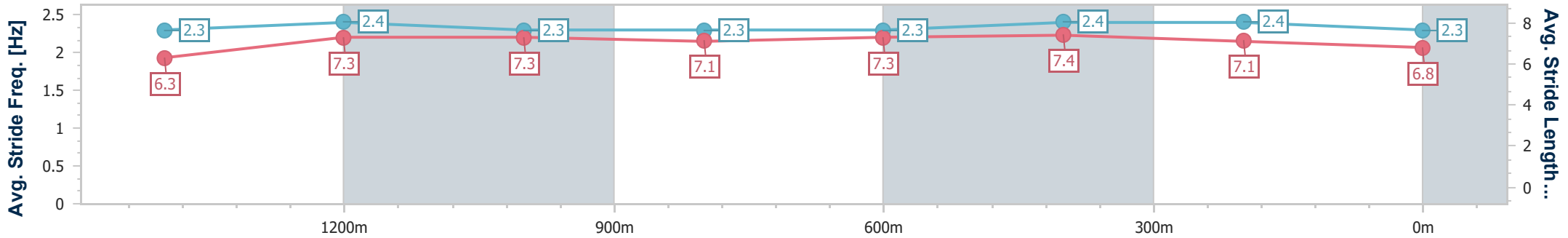
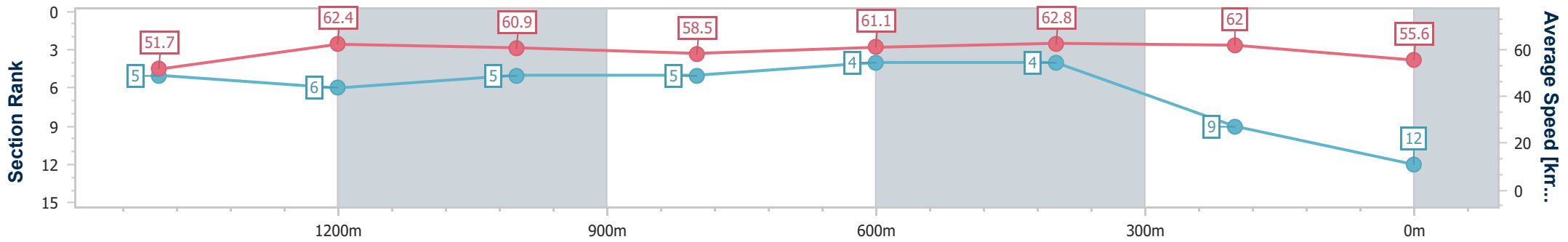
22 January 2025 - 16:33

Track Rating: Good 4, Weather: Fine, Rail Position: +5m Entire



BRISBANE RACING CLUB

Section	Overall	1400m	1200m	1000m	800m	600m	400m	200m
Section Times	1:39.81 [12] (0:15.97)	1:23.84 [5] (0:11.64)	1:12.20 [6] (0:11.83)	1:00.37 [5] (0:12.38)	0:47.99 [5] (0:11.84)	0:36.15 [4] (0:11.55)	0:24.60 [4] (0:11.66)	0:12.94 [9]
Average Speed [km/h]	51.7	62.4	60.9	58.5	61.1	62.8	62.0	55.6
Top Speed [km/h]	64.3	64.0	62.6	60.2	63.5	63.9	63.4	59.8
Avg. Dist. to Rail [m]	2.0	1.0	2.4	2.8	1.2	1.1	2.5	3.7
Avg. Stride Freq. [Hz]	2.3	2.4	2.3	2.3	2.3	2.4	2.4	2.3
Avg. Stride Length [m]	6.3	7.3	7.3	7.1	7.3	7.4	7.1	6.8



- [] Ranking at each section and finish
- .-.- No data available at this section
- NA No data available