



**Doomben QLD Professional**  
**Race 3: GIRLS DAY OUT 1 MARCH QTIS Three-Year-Old Fillies Maiden**  
**Plate - 1200m**  
**22 January 2025 - 14:50**



BRISBANE  
RACING CLUB

Track Rating: Good 4, Weather: Fine, Rail Position: +5m Entire

Section		Overall	1000m	800m	600m	400m	200m	Last 600m					
Field Times		1:09.88 (0:13.38)	0:56.50 (0:10.43)	0:46.07 (0:11.24)	0:34.83 (0:11.55)	0:23.28 (0:11.46)	0:11.82 (0:11.82)	0:34.83					
Rank	TAB Horse/Jockey	Barrier	Top Speed [km/h]	Fastest Section							Margin	Distance Travelled [m]	
1	3 <b>BREEZIN'</b> Justin Huxtable	12	69.7	0:10.71	1:09.88 [1] (0:14.02)	0:55.86 [9] (0:10.71)	0:45.15 [9] (0:11.36)	0:33.79 [10] (0:11.58)	0:22.21 [11] (0:10.93)	0:11.28 [6] (0:11.28)	1:09.88	0:33.79	
2	1 <b>ANNIE ONE READY</b> James Orman	5	70.8	0:10.71	1:10.09 [2] (0:13.51)	0:56.58 [5] (0:10.71)	0:45.87 [4] (0:11.29)	0:34.58 [5] (0:11.61)	0:22.97 [5] (0:11.32)	0:11.65 [3] (0:11.65)	1.26L	0:34.58	-3
3	14 <b>WYNETTE</b> Cejay Graham	4	70.6	0:10.55	1:10.30 [3] (0:13.38)	0:56.92 [1] (0:10.55)	0:46.37 [2] (0:11.12)	0:35.25 [1] (0:11.55)	0:23.70 [1] (0:11.46)	0:12.24 [1] (0:12.24)	2.51L	0:35.25	-6
4	2 <b>AZAFRAN</b> Boris Thornton	10	67.9	0:10.74	1:10.38 [4] (0:14.08)	0:56.30 [11] (0:10.74)	0:45.56 [10] (0:11.31)	0:34.25 [11] (0:11.45)	0:22.80 [10] (0:11.16)	0:11.64 [10] (0:11.64)	2.96L	0:34.25	+0
5	8 <b>FLASH DRIVE</b> Kyle Wilson-Taylor	6	70.4	0:10.65	1:10.50 [5] (0:13.75)	0:56.75 [7] (0:10.65)	0:46.10 [6] (0:11.28)	0:34.82 [8] (0:11.60)	0:23.22 [8] (0:11.23)	0:11.99 [4] (0:11.99)	3.67L	0:34.82	-1
6	13 <b>VALLEY OF OWLS</b> Jake Bayliss	3	69.8	0:10.69	1:10.67 [6] (0:13.45)	0:57.22 [4] (0:10.69)	0:46.53 [3] (0:11.27)	0:35.26 [3] (0:11.58)	0:23.68 [4] (0:11.53)	0:12.15 [5] (0:12.15)	4.66L	0:35.26	-1
7	12 <b>TIYE</b> Angela Jones	8	69.3	0:10.89	1:10.79 [7] (0:13.52)	0:57.27 [6] (0:10.89)	0:46.38 [7] (0:11.20)	0:35.18 [6] (0:11.52)	0:23.66 [6] (0:11.53)	0:12.13 [7] (0:12.13)	5.38L	0:35.18	+1
8	5 <b>CASTELVETRANO</b> Taylor Marshall	2	68.6	0:10.73	1:10.83 [8] (0:13.82)	0:57.01 [8] (0:10.73)	0:46.28 [8] (0:11.09)	0:35.19 [7] (0:11.56)	0:23.63 [7] (0:11.52)	0:12.11 [9] (0:12.11)	5.61L	0:35.19	-4
9	7 <b>DIVINE DI</b> Justin Stanley	1	67.5	0:10.80	1:10.98 [9] (0:14.05)	0:56.93 [10] (0:10.80)	0:46.13 [11] (0:11.04)	0:35.09 [9] (0:11.55)	0:23.54 [9] (0:11.49)	0:12.05 [11] (0:12.05)	6.5L	0:35.09	-6
10	6 <b>COPENHAGEN CAT</b> Dale Smith	9	70.8	0:10.36	1:11.03 [10] (0:13.45)	0:57.58 [3] (0:10.36)	0:47.22 [1] (0:11.29)	0:35.93 [2] (0:11.53)	0:24.40 [2] (0:11.74)	0:12.66 [2] (0:12.66)	6.76L	0:35.93	+2

Scratched: Brutal Sue (#4), Some Style (#10)

[ ] Ranking at each section and finish  
 -:-:- No data available at this section  
 NA No data available

SCN Saddle cloth number  
 DNF Did not finish  
 DNT Did not track



**Doomben QLD Professional**  
**Race 3: GIRLS DAY OUT 1 MARCH QTIS Three-Year-Old Fillies Maiden**  
**Plate - 1200m**  
**22 January 2025 - 14:50**



Track Rating: Good 4, Weather: Fine, Rail Position: +5m Entire

Section		Overall	1000m	800m	600m	400m	200m	Last 600m					
Field Times		1:09.88 (0:13.38)	0:56.50 (0:10.43)	0:46.07 (0:11.24)	0:34.83 (0:11.55)	0:23.28 (0:11.46)	0:11.82 (0:11.82)	0:34.83					
Rank	TAB Horse/Jockey	Barrier	Top Speed [km/h]	Fastest Section	Margin							Distance Travelled [m]	
11	11 SUSPICIOUS LOVE Emily Lang	7	70.8 Overall	0:10.85 1000m	1:11.22 [11] (0:13.38)	0:57.84 [2] (0:10.85)	0:46.99 [5] (0:11.26)	0:35.73 [4] (0:11.44)	0:24.29 [3] (0:11.75)	0:12.54 [8] (0:12.54)	7.91L	0:35.73	-4
12	9 MISS GRAYSEA Courtney Bellamy	11	67.9 1000m	0:10.71 1000m	1:11.34 [12] (0:14.45)	0:56.89 [12] (0:10.71)	0:46.18 [12] (0:11.10)	0:35.08 [12] (0:11.44)	0:23.64 [12] (0:11.59)	0:12.05 [12] (0:12.05)	8.58L	0:35.08	-4

Scratched: Brutal Sue (#4), Some Style (#10)

[ ] Ranking at each section and finish  
 -:-:-:- No data available at this section  
 NA No data available

SCN Saddle cloth number  
 DNF Did not finish  
 DNT Did not track



Horse/Jockey Name	Breezin'
Final Rank	1
Fastest Section Time (Section)	0:10.71 (1000m)
Top Speed [km/h] (Section)	69.7 (1000m)
Race State	Finished

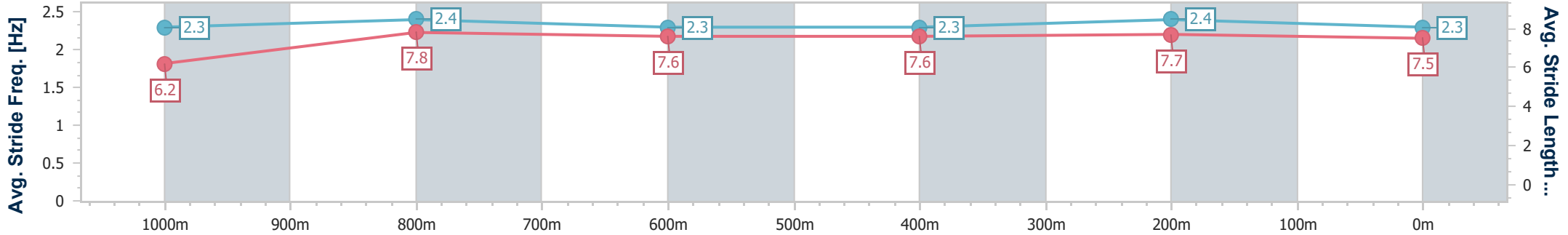
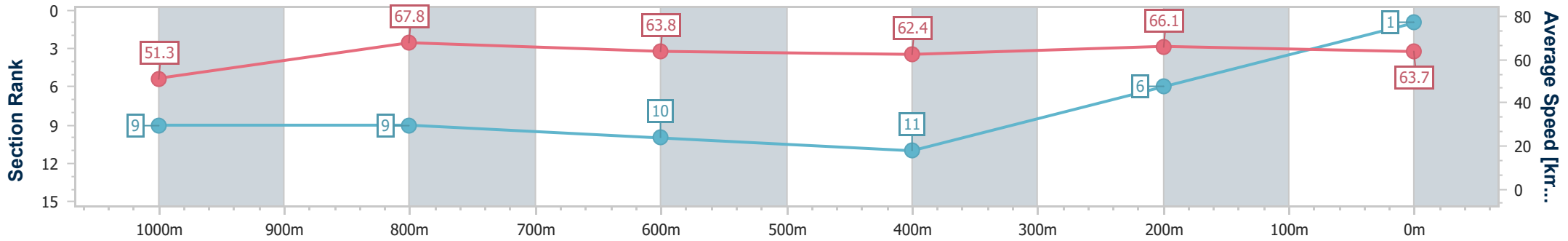


**Doomben QLD Professional**  
**Race 3: GIRLS DAY OUT 1 MARCH QTIS Three-Year-Old Fillies**  
**Maiden Plate - 1200m**  
 22 January 2025 - 14:50  
 Track Rating: Good 4, Weather: Fine, Rail Position: +5m Entire



BRISBANE  
RACING CLUB

Section	Overall	1000m	800m	600m	400m	200m
Section Times	1:09.88 [1] (0:14.02)	0:55.86 [9] (0:10.71)	0:45.15 [9] (0:11.36)	0:33.79 [10] (0:11.58)	0:22.21 [11] (0:10.93)	0:11.28 [6] (0:11.28)
Average Speed [km/h]	51.3	67.8	63.8	62.4	66.1	63.7
Top Speed [km/h]	67.1	69.7	65.7	64.1	68.7	68.1
Avg. Dist. to Rail [m]	7.6	1.4	1.7	0.9	2.3	1.0
Avg. Stride Freq. [Hz]	2.3	2.4	2.3	2.3	2.4	2.3
Avg. Stride Length [m]	6.2	7.8	7.6	7.6	7.7	7.5



- [ ] Ranking at each section and finish
- .-.- No data available at this section
- NA No data available



Horse/Jockey Name	Annie One Ready
Final Rank	2
Fastest Section Time (Section)	0:10.71 (1000m)
Top Speed [km/h] (Section)	70.8 (1000m)
Race State	Finished

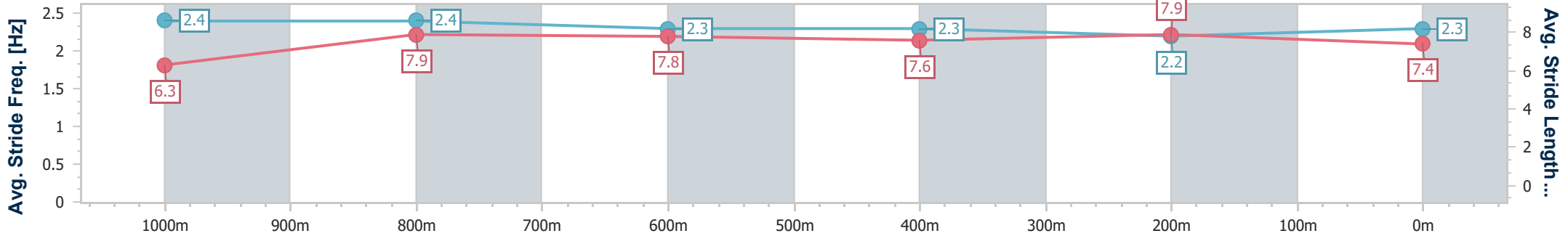
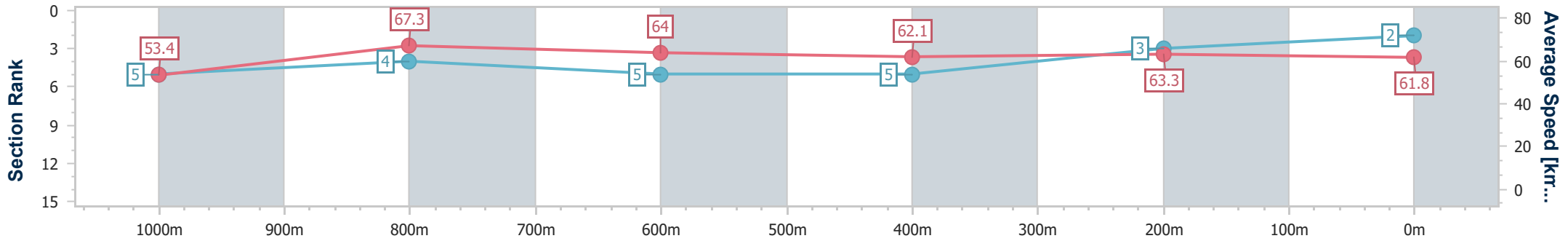


**Doomben QLD Professional**  
**Race 3: GIRLS DAY OUT 1 MARCH QTIS Three-Year-Old Fillies**  
**Maiden Plate - 1200m**  
 22 January 2025 - 14:50  
 Track Rating: Good 4, Weather: Fine, Rail Position: +5m Entire



BRISBANE  
RACING CLUB

Section	Overall	1000m	800m	600m	400m	200m
Section Times	1:10.09 [2] (0:13.51)	0:56.58 [5] (0:10.71)	0:45.87 [4] (0:11.29)	0:34.58 [5] (0:11.61)	0:22.97 [5] (0:11.32)	0:11.65 [3] (0:11.65)
Average Speed [km/h]	53.4	67.3	64.0	62.1	63.3	61.8
Top Speed [km/h]	69.8	70.8	65.3	63.4	65.1	64.5
Avg. Dist. to Rail [m]	4.5	2.0	1.1	0.8	1.3	0.9
Avg. Stride Freq. [Hz]	2.4	2.4	2.3	2.3	2.2	2.3
Avg. Stride Length [m]	6.3	7.9	7.8	7.6	7.9	7.4



- [ ] Ranking at each section and finish
- .-.- No data available at this section
- NA No data available



Horse/Jockey Name	Wynette
Final Rank	3
Fastest Section Time (Section)	0:10.55 (1000m)
Top Speed [km/h] (Section)	70.6 (1000m)
Race State	Finished

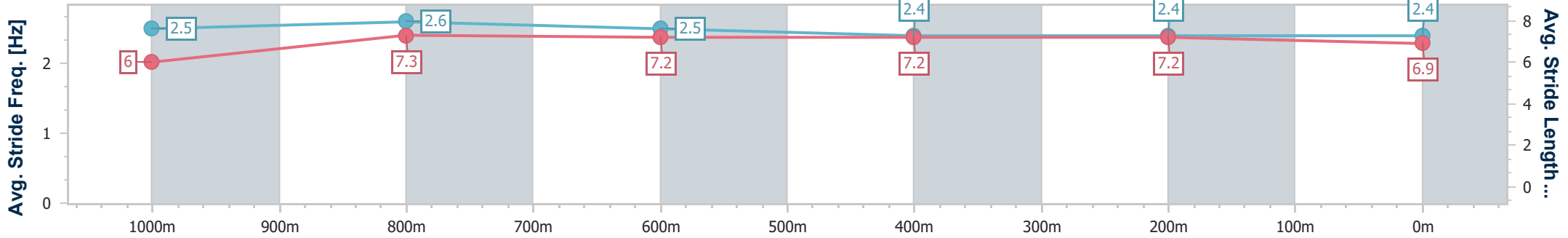
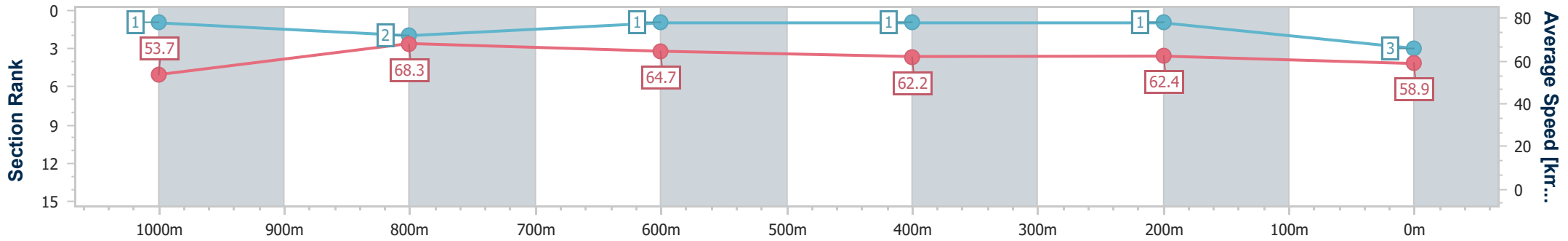


**Doomben QLD Professional**  
**Race 3: GIRLS DAY OUT 1 MARCH QTIS Three-Year-Old Fillies**  
**Maiden Plate - 1200m**  
 22 January 2025 - 14:50  
 Track Rating: Good 4, Weather: Fine, Rail Position: +5m Entire



BRISBANE  
RACING CLUB

Section	Overall	1000m	800m	600m	400m	200m
Section Times	1:10.30 [3] (0:13.38)	0:56.92 [1] (0:10.55)	0:46.37 [2] (0:11.12)	0:35.25 [1] (0:11.55)	0:23.70 [1] (0:11.46)	0:12.24 [1] (0:12.24)
Average Speed [km/h]	53.7	68.3	64.7	62.2	62.4	58.9
Top Speed [km/h]	69.5	70.6	65.1	62.7	63.8	63.1
Avg. Dist. to Rail [m]	3.1	0.4	0.3	0.8	2.3	2.5
Avg. Stride Freq. [Hz]	2.5	2.6	2.5	2.4	2.4	2.4
Avg. Stride Length [m]	6.0	7.3	7.2	7.2	7.2	6.9



- [ ] Ranking at each section and finish
- .-.- No data available at this section
- NA No data available



Horse/Jockey Name	Azafran
Final Rank	4
Fastest Section Time (Section)	0:10.74 (1000m)
Top Speed [km/h] (Section)	67.9 (1000m)
Race State	Finished

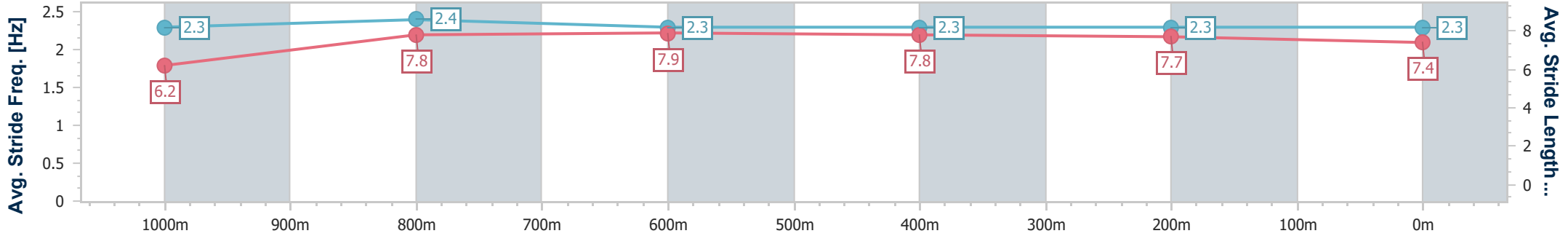
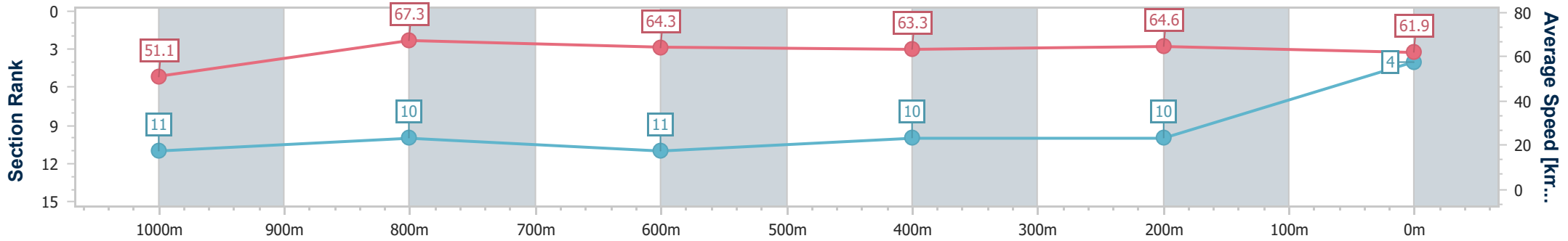


**Doomben QLD Professional**  
**Race 3: GIRLS DAY OUT 1 MARCH QTIS Three-Year-Old Fillies**  
**Maiden Plate - 1200m**  
 22 January 2025 - 14:50  
 Track Rating: Good 4, Weather: Fine, Rail Position: +5m Entire



BRISBANE  
RACING CLUB

Section	Overall	1000m	800m	600m	400m	200m
Section Times	1:10.38 [4] (0:14.08)	0:56.30 [11] (0:10.74)	0:45.56 [10] (0:11.31)	0:34.25 [11] (0:11.45)	0:22.80 [10] (0:11.16)	0:11.64 [10] (0:11.64)
Average Speed [km/h]	51.1	67.3	64.3	63.3	64.6	61.9
Top Speed [km/h]	66.8	67.9	65.7	64.2	65.7	64.7
Avg. Dist. to Rail [m]	5.5	1.8	1.6	1.2	2.7	3.3
Avg. Stride Freq. [Hz]	2.3	2.4	2.3	2.3	2.3	2.3
Avg. Stride Length [m]	6.2	7.8	7.9	7.8	7.7	7.4



- [ ] Ranking at each section and finish
- .-.- No data available at this section
- NA No data available



Horse/Jockey Name	Flash Drive
Final Rank	5
Fastest Section Time (Section)	0:10.65 (1000m)
Top Speed [km/h] (Section)	70.4 (1000m)
Race State	Finished

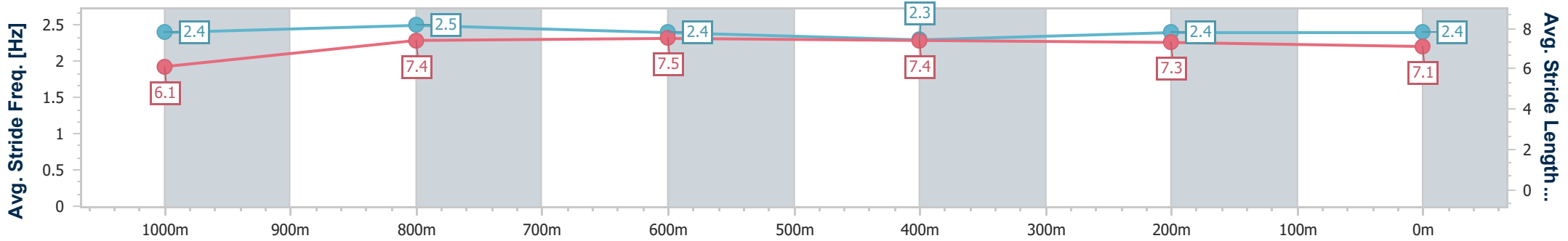
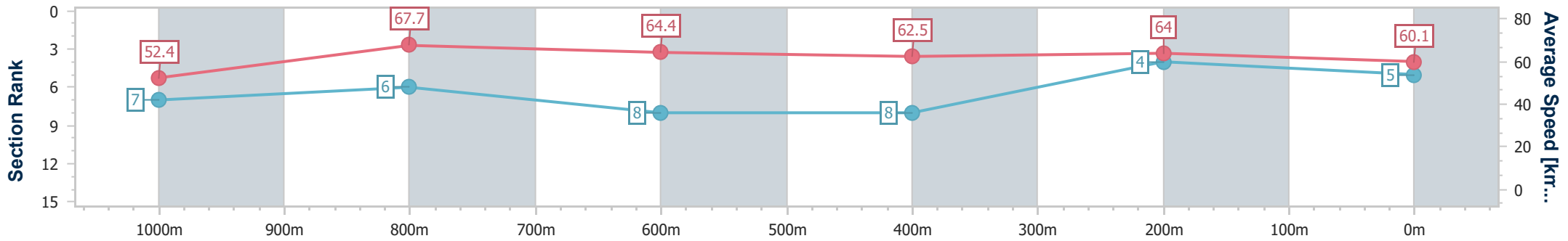


**Doomben QLD Professional**  
**Race 3: GIRLS DAY OUT 1 MARCH QTIS Three-Year-Old Fillies**  
**Maiden Plate - 1200m**  
 22 January 2025 - 14:50  
 Track Rating: Good 4, Weather: Fine, Rail Position: +5m Entire



BRISBANE  
RACING CLUB

Section	Overall	1000m	800m	600m	400m	200m
Section Times	1:10.50 [5] (0:13.75)	0:56.75 [7] (0:10.65)	0:46.10 [6] (0:11.28)	0:34.82 [8] (0:11.60)	0:23.22 [8] (0:11.23)	0:11.99 [4] (0:11.99)
Average Speed [km/h]	52.4	67.7	64.4	62.5	64.0	60.1
Top Speed [km/h]	70.4	70.4	65.0	63.5	65.9	62.5
Avg. Dist. to Rail [m]	4.7	1.2	1.7	0.7	1.1	0.3
Avg. Stride Freq. [Hz]	2.4	2.5	2.4	2.3	2.4	2.4
Avg. Stride Length [m]	6.1	7.4	7.5	7.4	7.3	7.1



- [ ] Ranking at each section and finish
- .-.- No data available at this section
- NA No data available



Horse/Jockey Name	Valley Of Owls
Final Rank	6
Fastest Section Time (Section)	0:10.69 (1000m)
Top Speed [km/h] (Section)	69.8 (1000m)
Race State	Finished

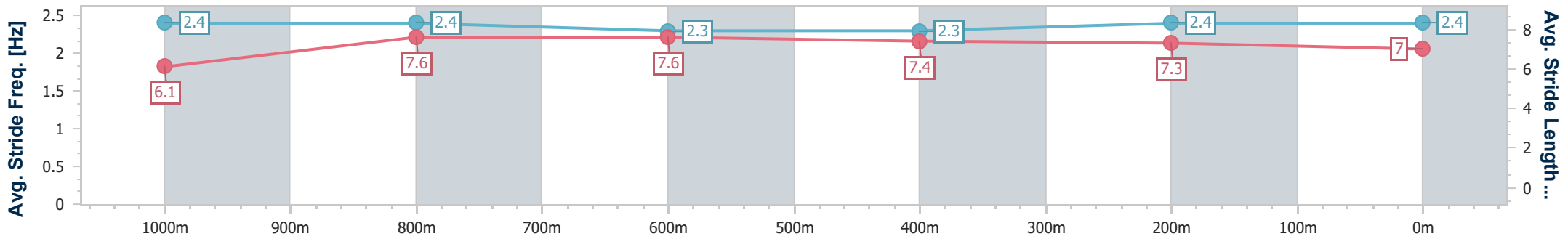
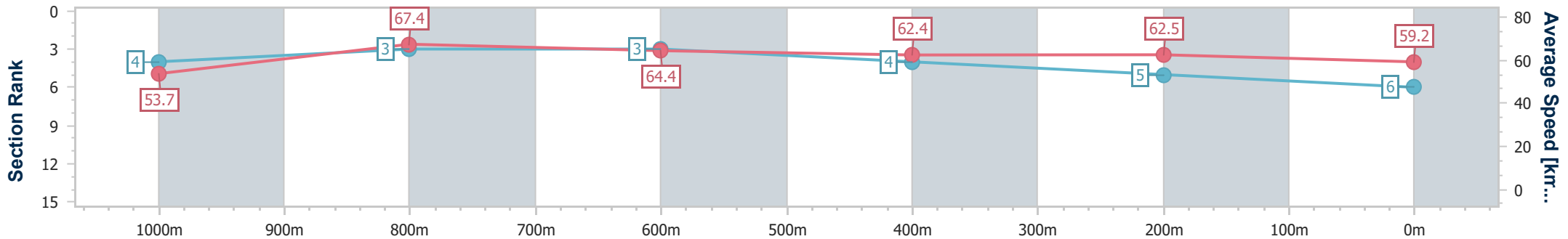


**Doomben QLD Professional**  
**Race 3: GIRLS DAY OUT 1 MARCH QTIS Three-Year-Old Fillies**  
**Maiden Plate - 1200m**  
 22 January 2025 - 14:50  
 Track Rating: Good 4, Weather: Fine, Rail Position: +5m Entire



**BRISBANE**  
 RACING CLUB

Section	Overall	1000m	800m	600m	400m	200m
Section Times	1:10.67 [6] (0:13.45)	0:57.22 [4] (0:10.69)	0:46.53 [3] (0:11.27)	0:35.26 [3] (0:11.58)	0:23.68 [4] (0:11.53)	0:12.15 [5] (0:12.15)
Average Speed [km/h]	53.7	67.4	64.4	62.4	62.5	59.2
Top Speed [km/h]	69.7	69.8	65.3	63.7	63.0	62.4
Avg. Dist. to Rail [m]	2.5	1.1	1.5	1.1	1.0	1.5
Avg. Stride Freq. [Hz]	2.4	2.4	2.3	2.3	2.4	2.4
Avg. Stride Length [m]	6.1	7.6	7.6	7.4	7.3	7.0



- [ ] Ranking at each section and finish
- .-.- No data available at this section
- NA No data available





Horse/Jockey Name	Tiye
Final Rank	7
Fastest Section Time (Section)	0:10.89 (1000m)
Top Speed [km/h] (Section)	69.3 (Overall)
Race State	Finished

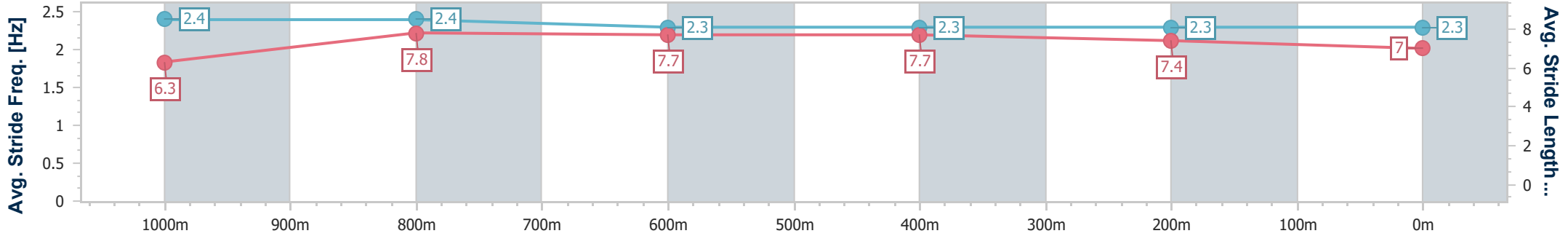
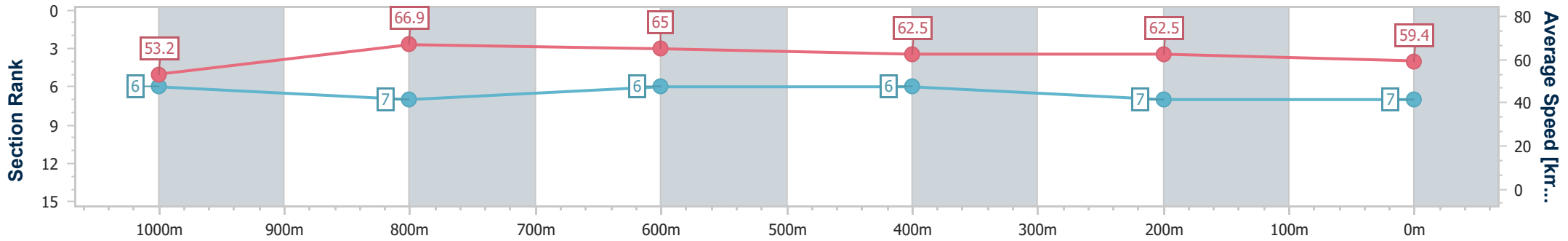


**Doomben QLD Professional**  
**Race 3: GIRLS DAY OUT 1 MARCH QTIS Three-Year-Old Fillies**  
**Maiden Plate - 1200m**  
 22 January 2025 - 14:50  
 Track Rating: Good 4, Weather: Fine, Rail Position: +5m Entire



**BRISBANE**  
 RACING CLUB

Section	Overall	1000m	800m	600m	400m	200m
Section Times	1:10.79 [7] (0:13.52)	0:57.27 [6] (0:10.89)	0:46.38 [7] (0:11.20)	0:35.18 [6] (0:11.52)	0:23.66 [6] (0:11.53)	0:12.13 [7] (0:12.13)
Average Speed [km/h]	53.2	66.9	65.0	62.5	62.5	59.4
Top Speed [km/h]	69.3	68.8	66.3	63.5	63.3	62.0
Avg. Dist. to Rail [m]	7.6	4.4	2.1	0.5	0.7	2.0
Avg. Stride Freq. [Hz]	2.4	2.4	2.3	2.3	2.3	2.3
Avg. Stride Length [m]	6.3	7.8	7.7	7.7	7.4	7.0



- [ ] Ranking at each section and finish
- .-.- No data available at this section
- NA No data available



Horse/Jockey Name	Castelvetrano
Final Rank	8
Fastest Section Time (Section)	0:10.73 (1000m)
Top Speed [km/h] (Section)	68.6 (1000m)
Race State	Finished

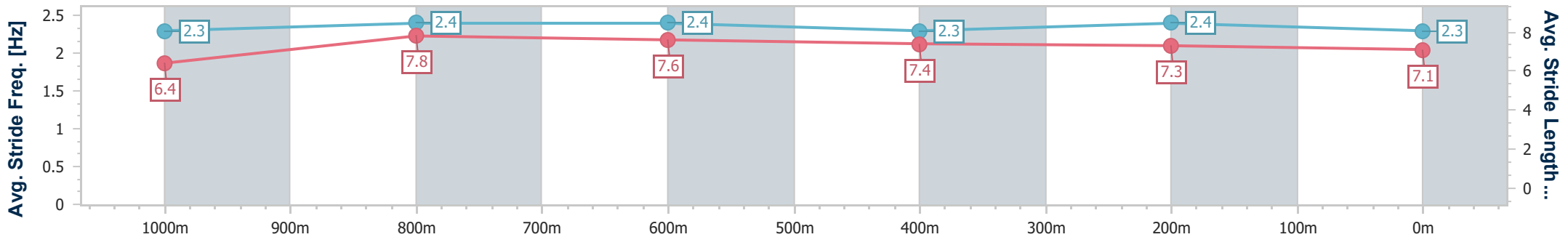
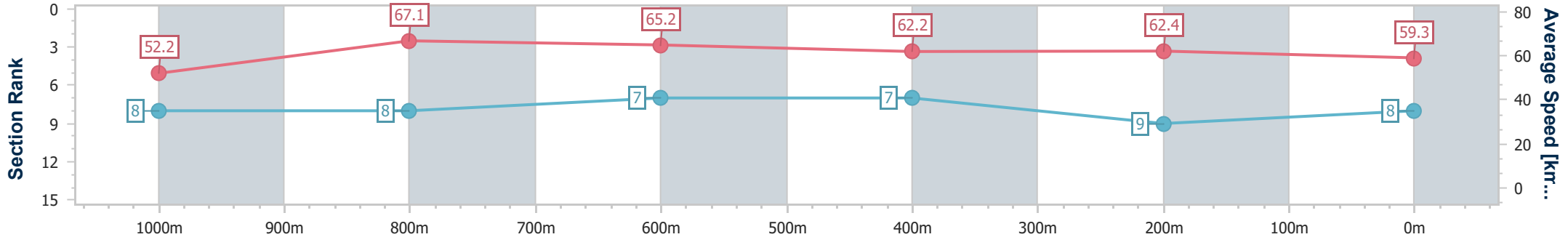


**Doomben QLD Professional**  
**Race 3: GIRLS DAY OUT 1 MARCH QTIS Three-Year-Old Fillies**  
**Maiden Plate - 1200m**  
 22 January 2025 - 14:50  
 Track Rating: Good 4, Weather: Fine, Rail Position: +5m Entire



BRISBANE  
RACING CLUB

Section	Overall	1000m	800m	600m	400m	200m
Section Times	1:10.83 [8] (0:13.82)	0:57.01 [8] (0:10.73)	0:46.28 [8] (0:11.09)	0:35.19 [7] (0:11.56)	0:23.63 [7] (0:11.52)	0:12.11 [9] (0:12.11)
Average Speed [km/h]	52.2	67.1	65.2	62.2	62.4	59.3
Top Speed [km/h]	68.4	68.6	65.6	63.8	63.4	62.1
Avg. Dist. to Rail [m]	1.4	0.9	0.4	0.2	0.4	0.6
Avg. Stride Freq. [Hz]	2.3	2.4	2.4	2.3	2.4	2.3
Avg. Stride Length [m]	6.4	7.8	7.6	7.4	7.3	7.1



- [ ] Ranking at each section and finish
- .-.- No data available at this section
- NA No data available



Horse/Jockey Name	Divine Di
Final Rank	9
Fastest Section Time (Section)	0:10.80 (1000m)
Top Speed [km/h] (Section)	67.5 (1000m)
Race State	Finished

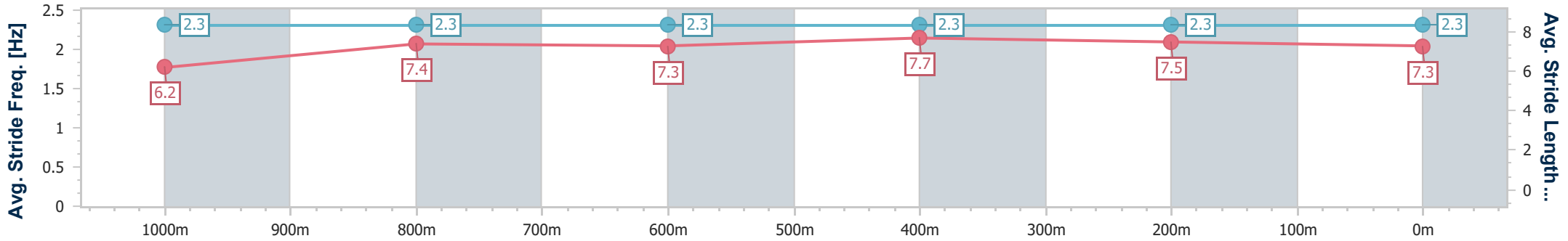
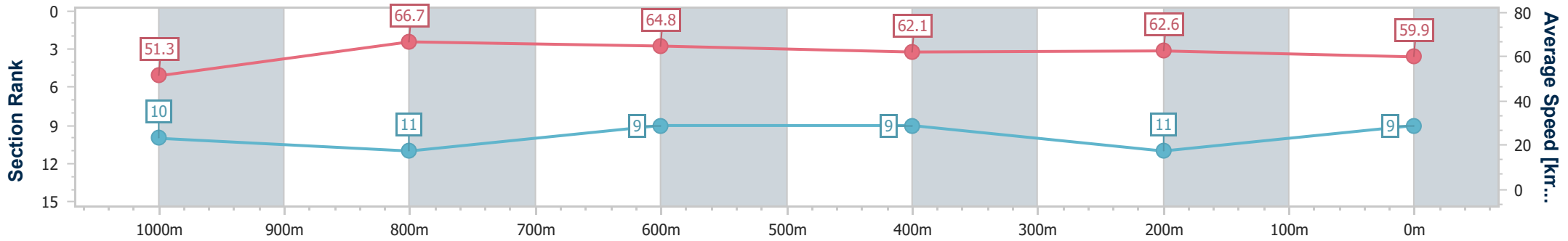


**Doomben QLD Professional**  
**Race 3: GIRLS DAY OUT 1 MARCH QTIS Three-Year-Old Fillies**  
**Maiden Plate - 1200m**  
 22 January 2025 - 14:50  
 Track Rating: Good 4, Weather: Fine, Rail Position: +5m Entire



**BRISBANE**  
 RACING CLUB

Section	Overall	1000m	800m	600m	400m	200m
Section Times	1:10.98 [9] (0:14.05)	0:56.93 [10] (0:10.80)	0:46.13 [11] (0:11.04)	0:35.09 [9] (0:11.55)	0:23.54 [9] (0:11.49)	0:12.05 [11] (0:12.05)
Average Speed [km/h]	51.3	66.7	64.8	62.1	62.6	59.9
Top Speed [km/h]	67.5	67.5	65.4	63.9	64.1	62.1
Avg. Dist. to Rail [m]	0.4	0.4	1.5	0.8	3.1	7.0
Avg. Stride Freq. [Hz]	2.3	2.3	2.3	2.3	2.3	2.3
Avg. Stride Length [m]	6.2	7.4	7.3	7.7	7.5	7.3



- [ ] Ranking at each section and finish
- .-.- No data available at this section
- NA No data available



Horse/Jockey Name	Copenhagen Cat
Final Rank	10
Fastest Section Time (Section)	0:10.36 (1000m)
Top Speed [km/h] (Section)	70.8 (Overall)
Race State	Finished

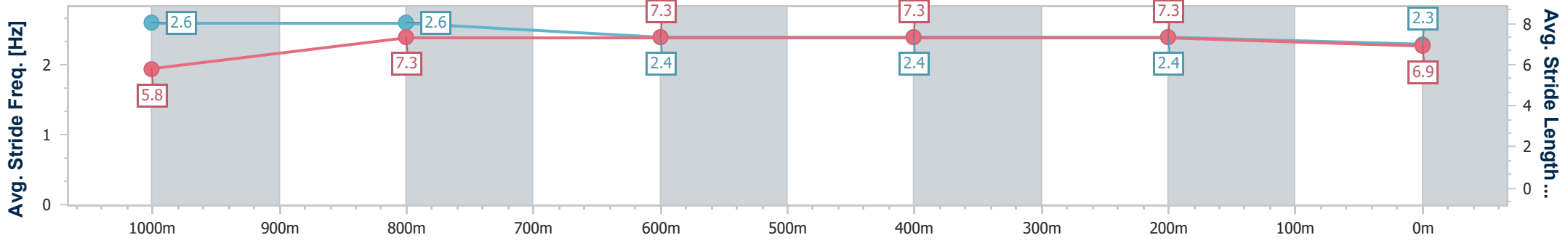
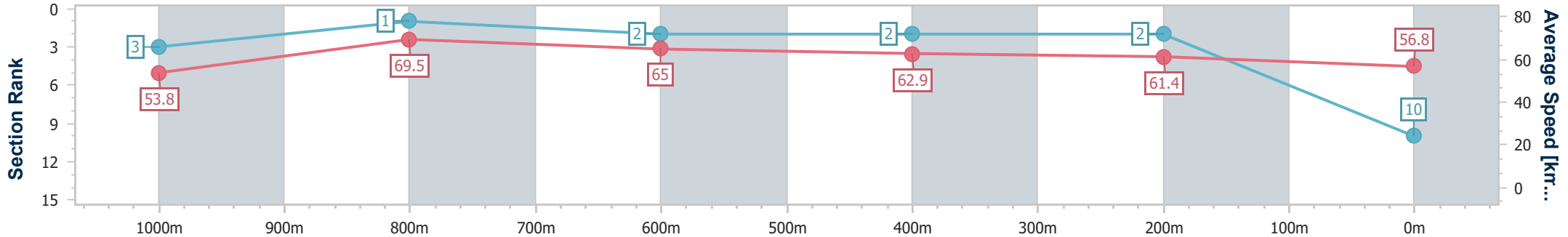


**Doomben QLD Professional**  
**Race 3: GIRLS DAY OUT 1 MARCH QTIS Three-Year-Old Fillies**  
**Maiden Plate - 1200m**  
 22 January 2025 - 14:50  
 Track Rating: Good 4, Weather: Fine, Rail Position: +5m Entire



BRISBANE  
RACING CLUB

Section	Overall	1000m	800m	600m	400m	200m
Section Times	1:11.03 [10] (0:13.45)	0:57.58 [3] (0:10.36)	0:47.22 [1] (0:11.29)	0:35.93 [2] (0:11.53)	0:24.40 [2] (0:11.74)	0:12.66 [2] (0:12.66)
Average Speed [km/h]	53.8	69.5	65.0	62.9	61.4	56.8
Top Speed [km/h]	70.8	70.3	67.4	64.0	62.9	60.4
Avg. Dist. to Rail [m]	7.8	2.8	3.0	1.7	0.4	0.6
Avg. Stride Freq. [Hz]	2.6	2.6	2.4	2.4	2.4	2.3
Avg. Stride Length [m]	5.8	7.3	7.3	7.3	7.3	6.9



- [ ] Ranking at each section and finish
- .-.- No data available at this section
- NA No data available



Horse/Jockey Name	Suspicious Love
Final Rank	11
Fastest Section Time (Section)	0:10.85 (1000m)
Top Speed [km/h] (Section)	70.8 (Overall)
Race State	Finished

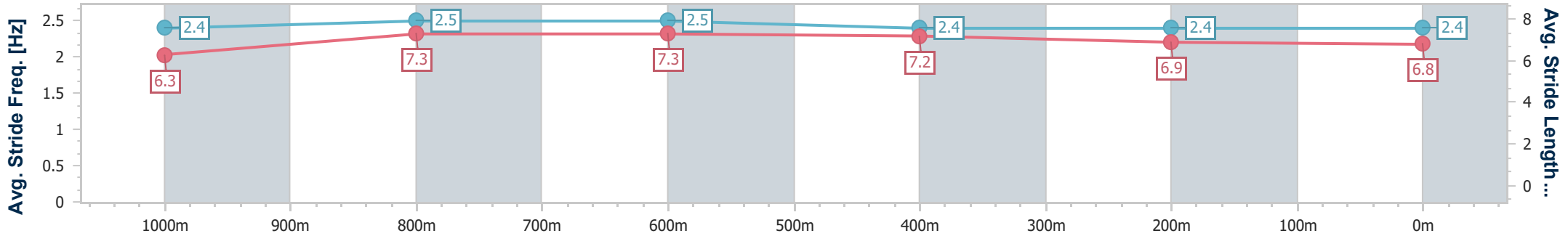
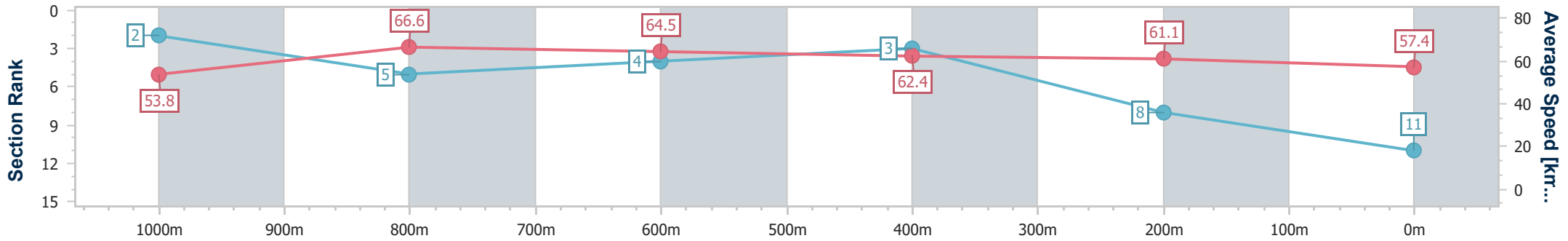


**Doomben QLD Professional**  
**Race 3: GIRLS DAY OUT 1 MARCH QTIS Three-Year-Old Fillies**  
**Maiden Plate - 1200m**  
 22 January 2025 - 14:50  
 Track Rating: Good 4, Weather: Fine, Rail Position: +5m Entire



BRISBANE  
RACING CLUB

Section	Overall	1000m	800m	600m	400m	200m
Section Times	1:11.22 [11] (0:13.38)	0:57.84 [2] (0:10.85)	0:46.99 [5] (0:11.26)	0:35.73 [4] (0:11.44)	0:24.29 [3] (0:11.75)	0:12.54 [8] (0:12.54)
Average Speed [km/h]	53.8	66.6	64.5	62.4	61.1	57.4
Top Speed [km/h]	70.8	70.7	65.4	63.3	62.7	60.1
Avg. Dist. to Rail [m]	5.9	2.6	1.0	1.0	0.8	1.1
Avg. Stride Freq. [Hz]	2.4	2.5	2.5	2.4	2.4	2.4
Avg. Stride Length [m]	6.3	7.3	7.3	7.2	6.9	6.8



- [ ] Ranking at each section and finish
- .-.- No data available at this section
- NA No data available



Horse/Jockey Name	Miss Graysea
Final Rank	12
Fastest Section Time (Section)	0:10.71 (1000m)
Top Speed [km/h] (Section)	67.9 (1000m)
Race State	Finished

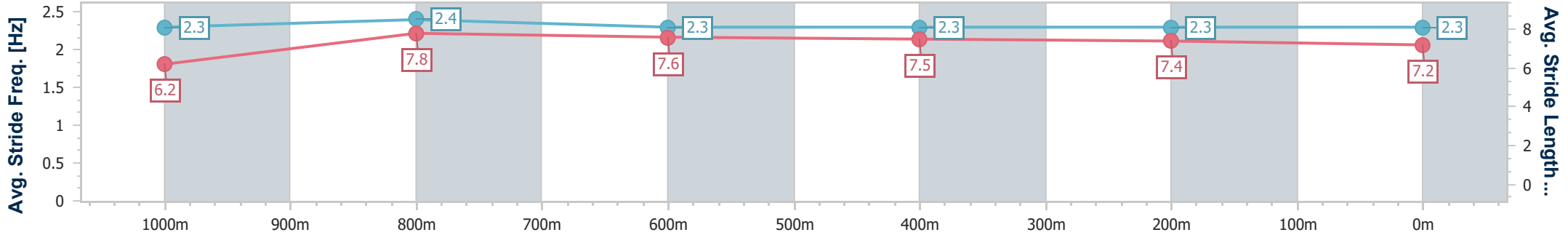
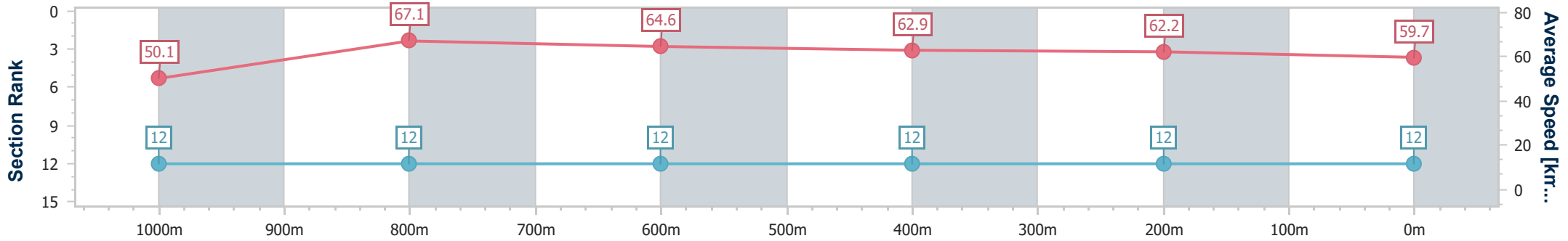


**Doomben QLD Professional**  
**Race 3: GIRLS DAY OUT 1 MARCH QTIS Three-Year-Old Fillies**  
**Maiden Plate - 1200m**  
 22 January 2025 - 14:50  
 Track Rating: Good 4, Weather: Fine, Rail Position: +5m Entire



**BRISBANE**  
 RACING CLUB

Section	Overall	1000m	800m	600m	400m	200m
Section Times	1:11.34 [12] (0:14.45)	0:56.89 [12] (0:10.71)	0:46.18 [12] (0:11.10)	0:35.08 [12] (0:11.44)	0:23.64 [12] (0:11.59)	0:12.05 [12] (0:12.05)
Average Speed [km/h]	50.1	67.1	64.6	62.9	62.2	59.7
Top Speed [km/h]	67.7	67.9	65.2	64.0	62.8	61.8
Avg. Dist. to Rail [m]	5.8	0.4	0.3	0.1	0.5	1.8
Avg. Stride Freq. [Hz]	2.3	2.4	2.3	2.3	2.3	2.3
Avg. Stride Length [m]	6.2	7.8	7.6	7.5	7.4	7.2



- [ ] Ranking at each section and finish
- .-.- No data available at this section
- NA No data available