



**Doomben QLD Professional**  
**Race 1: RACECOURSE VILLAGE QTIS Two-Year-Old Maiden Plate - 1110m**  
**22 January 2025 - 13:41**



Track Rating: Soft 5, Weather: Fine, Rail Position: +5m Entire

Section		Overall	1000m	800m	600m	400m	200m	Last 600m					
Field Times		1:04.88 (0:08.61)	0:56.27 (0:10.69)	0:45.58 (0:11.11)	0:34.47 (0:11.59)	0:22.88 (0:11.19)	0:11.69 (0:11.69)	0:34.47					
Rank	TAB Horse/Jockey	Barrier	Top Speed [km/h]	Fastest Section							Margin	Distance Travelled [m]	
1	10 <b>SUNRAYS</b> Cejay Graham	4	69.7 1000m	0:08.68 Overall	1:04.88 [1] (0:08.68)	0:56.20 [2] (0:10.62)	0:45.58 [1] (0:11.11)	0:34.47 [1] (0:11.59)	0:22.88 [1] (0:11.19)	0:11.69 [1] (0:11.69)	1:04.88	0:34.47	
2	7 <b>COOL MOON</b> Andrew Mallyon	3	68.7 1000m	0:08.87 Overall	1:05.07 [2] (0:08.87)	0:56.20 [4] (0:10.65)	0:45.55 [4] (0:11.16)	0:34.39 [4] (0:11.58)	0:22.81 [4] (0:11.00)	0:11.81 [2] (0:11.81)	1.1L	0:34.39	+1
3	9 <b>STEFFI ELECTRICA</b> Kyle Wilson-Taylor	5	69.8 1000m	0:08.70 Overall	1:05.26 [3] (0:08.70)	0:56.56 [3] (0:10.61)	0:45.95 [2] (0:11.28)	0:34.67 [3] (0:11.58)	0:23.09 [2] (0:11.13)	0:11.96 [3] (0:11.96)	2.26L	0:34.67	-3
4	5 <b>WHATTA MISSION</b> Justin Stanley	2	68.7 1000m	0:08.61 Overall	1:05.28 [4] (0:08.61)	0:56.67 [1] (0:10.70)	0:45.97 [3] (0:11.27)	0:34.70 [2] (0:11.65)	0:23.05 [3] (0:11.28)	0:11.77 [5] (0:11.77)	2.36L	0:34.70	+0
5	1 <b>BENT BRIDGE</b> James Orman	1	68.9 1000m	0:08.96 Overall	1:05.40 [5] (0:08.96)	0:56.44 [5] (0:10.70)	0:45.74 [5] (0:11.12)	0:34.62 [5] (0:11.57)	0:23.05 [5] (0:11.11)	0:11.94 [4] (0:11.94)	3.05L	0:34.62	-1
6	3 <b>TRIBESMAN</b> Minonette Kennedy	7	66.5 1000m	0:09.02 Overall	1:09.64 [6] (0:09.02)	1:00.62 [6] (0:10.99)	0:49.63 [6] (0:11.33)	0:38.30 [6] (0:12.07)	0:26.23 [6] (0:12.67)	0:13.56 [6] (0:13.56)	28L	0:38.30	+0

Scratched: Profoundly (#8), Jaggery (#2), Aliquam (#6), Up Over'n Gone (#4)

[ ] Ranking at each section and finish  
 -:-:- No data available at this section  
 NA No data available

SCN Saddle cloth number  
 DNF Did not finish  
 DNT Did not track



Horse/Jockey Name	Sunrays
Final Rank	1
Fastest Section Time (Section)	0:08.68 (Overall)
Top Speed [km/h] (Section)	69.7 (1000m)
Race State	Finished



**Doomben QLD Professional**  
**Race 1: RACECOURSE VILLAGE QTIS Two-Year-Old Maiden**  
**Plate - 1110m**

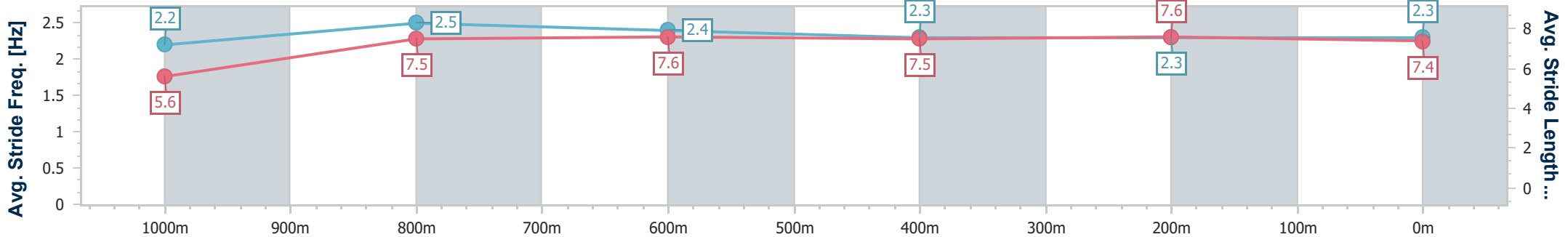
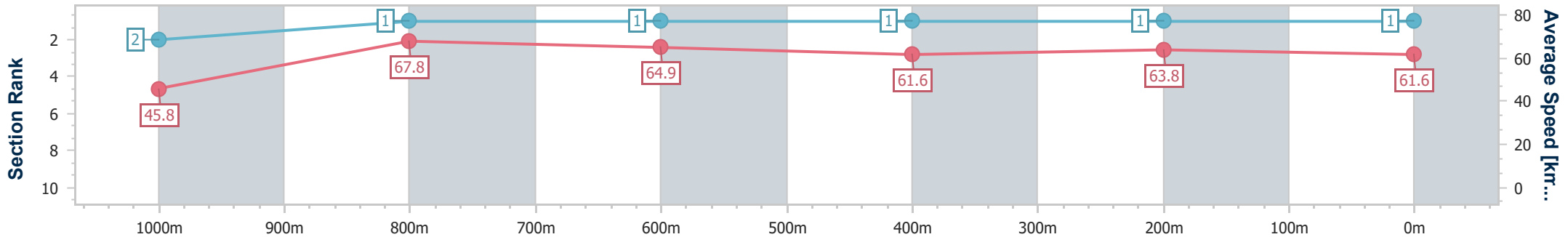
22 January 2025 - 13:41

Track Rating: Soft 5, Weather: Fine, Rail Position: +5m Entire



BRISBANE  
RACING CLUB

Section	Overall	1000m	800m	600m	400m	200m
Section Times	1:04.88 [1] (0:08.68)	0:56.20 [2] (0:10.62)	0:45.58 [1] (0:11.11)	0:34.47 [1] (0:11.59)	0:22.88 [1] (0:11.19)	0:11.69 [1] (0:11.69)
Average Speed [km/h]	45.8	67.8	64.9	61.6	63.8	61.6
Top Speed [km/h]	65.6	69.7	66.8	62.9	66.1	65.0
Avg. Dist. to Rail [m]	3.4	0.8	0.5	1.5	2.3	2.8
Avg. Stride Freq. [Hz]	2.2	2.5	2.4	2.3	2.3	2.3
Avg. Stride Length [m]	5.6	7.5	7.6	7.5	7.6	7.4



- [ ] Ranking at each section and finish
- .-.- No data available at this section
- NA No data available



Horse/Jockey Name	Cool Moon
Final Rank	2
Fastest Section Time (Section)	0:08.87 (Overall)
Top Speed [km/h] (Section)	68.7 (1000m)
Race State	Finished



**Doomben QLD Professional**  
**Race 1: RACECOURSE VILLAGE QTIS Two-Year-Old Maiden**  
**Plate - 1110m**

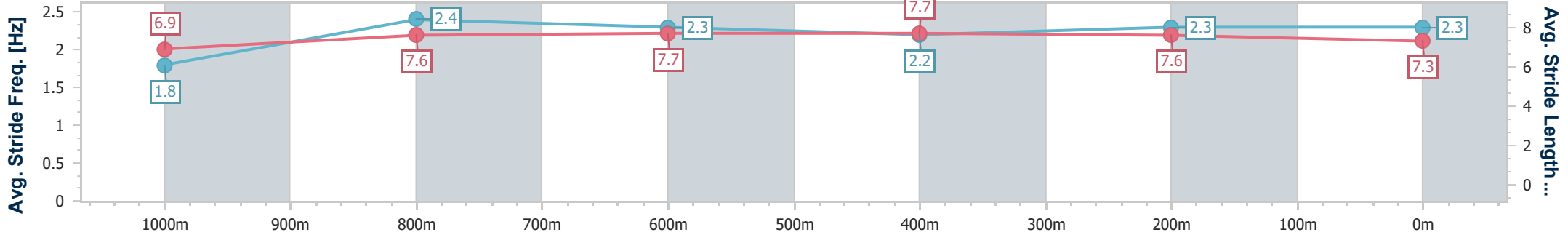
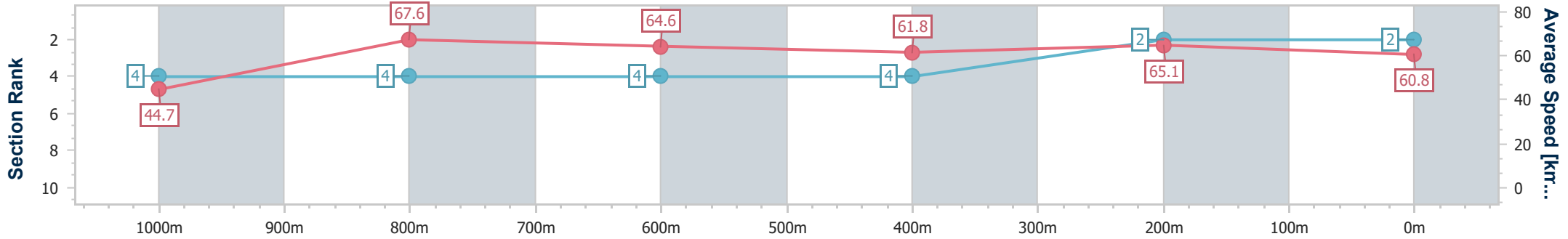
22 January 2025 - 13:41

Track Rating: Soft 5, Weather: Fine, Rail Position: +5m Entire



BRISBANE  
RACING CLUB

Section	Overall	1000m	800m	600m	400m	200m
Section Times	1:05.07 [2] (0:08.87)	0:56.20 [4] (0:10.65)	0:45.55 [4] (0:11.16)	0:34.39 [4] (0:11.58)	0:22.81 [4] (0:11.00)	0:11.81 [2] (0:11.81)
Average Speed [km/h]	44.7	67.6	64.6	61.8	65.1	60.8
Top Speed [km/h]	63.4	68.7	66.9	63.1	66.1	64.0
Avg. Dist. to Rail [m]	2.4	0.9	0.2	1.5	2.4	2.4
Avg. Stride Freq. [Hz]	1.8	2.4	2.3	2.2	2.3	2.3
Avg. Stride Length [m]	6.9	7.6	7.7	7.7	7.6	7.3



- [ ] Ranking at each section and finish
- .-.- No data available at this section
- NA No data available



Horse/Jockey Name	Steffi Electrica
Final Rank	3
Fastest Section Time (Section)	0:08.70 (Overall)
Top Speed [km/h] (Section)	69.8 (1000m)
Race State	Finished

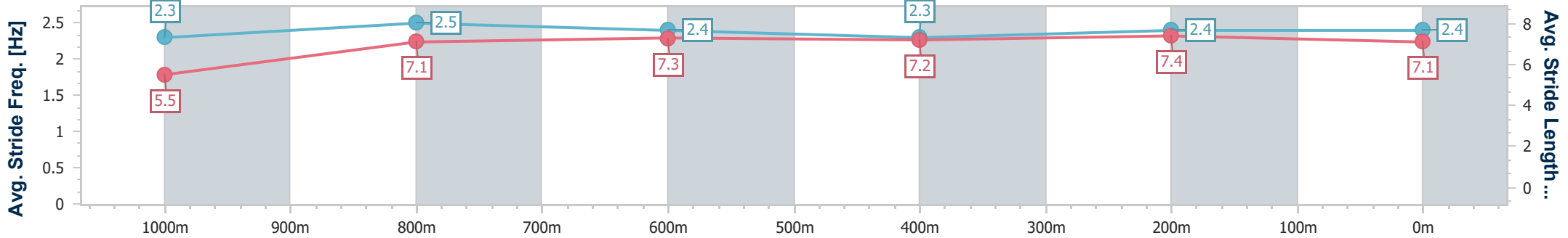
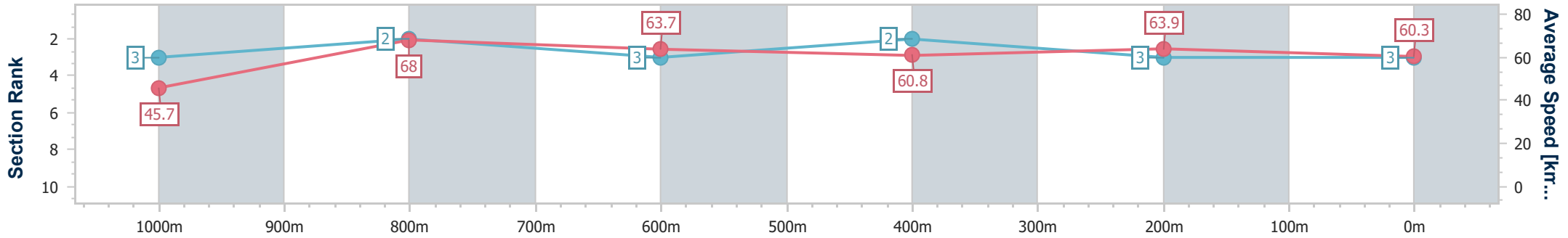


**Doomben QLD Professional**  
**Race 1: RACECOURSE VILLAGE QTIS Two-Year-Old Maiden**  
**Plate - 1110m**  
 22 January 2025 - 13:41  
 Track Rating: Soft 5, Weather: Fine, Rail Position: +5m Entire



BRISBANE  
RACING CLUB

Section	Overall	1000m	800m	600m	400m	200m
Section Times	1:05.26 [3] (0:08.70)	0:56.56 [3] (0:10.61)	0:45.95 [2] (0:11.28)	0:34.67 [3] (0:11.58)	0:23.09 [2] (0:11.13)	0:11.96 [3] (0:11.96)
Average Speed [km/h]	45.7	68.0	63.7	60.8	63.9	60.3
Top Speed [km/h]	66.2	69.8	65.7	62.8	65.6	64.1
Avg. Dist. to Rail [m]	4.9	2.6	1.2	3.5	4.2	3.2
Avg. Stride Freq. [Hz]	2.3	2.5	2.4	2.3	2.4	2.4
Avg. Stride Length [m]	5.5	7.1	7.3	7.2	7.4	7.1



- [ ] Ranking at each section and finish
- .-.- No data available at this section
- NA No data available



Horse/Jockey Name	Whatta Mission
Final Rank	4
Fastest Section Time (Section)	0:08.61 (Overall)
Top Speed [km/h] (Section)	68.7 (1000m)
Race State	Finished



**Doomben QLD Professional**  
**Race 1: RACECOURSE VILLAGE QTIS Two-Year-Old Maiden**  
**Plate - 1110m**

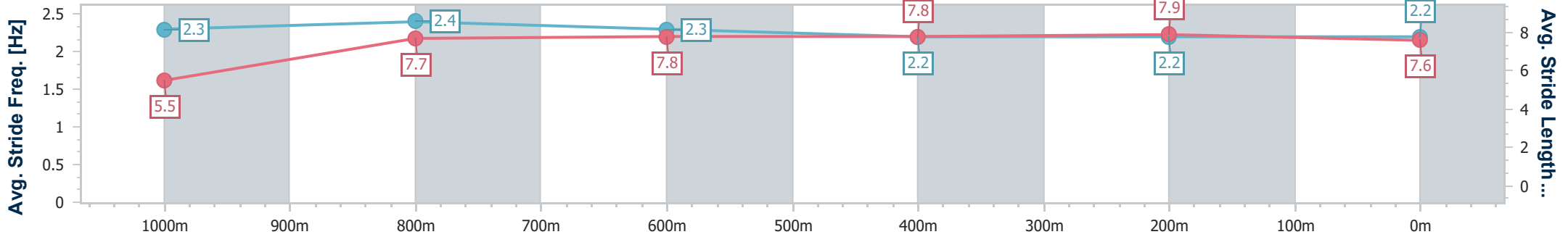
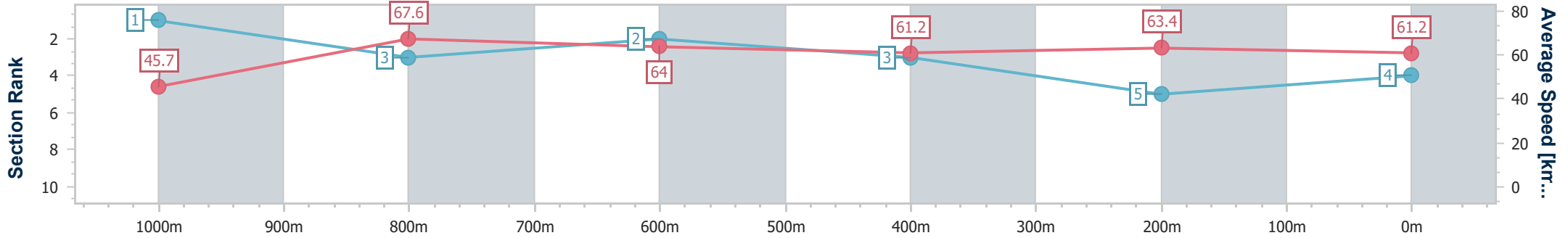
22 January 2025 - 13:41

Track Rating: Soft 5, Weather: Fine, Rail Position: +5m Entire



BRISBANE  
RACING CLUB

Section	Overall	1000m	800m	600m	400m	200m
Section Times	1:05.28 [4] (0:08.61)	0:56.67 [1] (0:10.70)	0:45.97 [3] (0:11.27)	0:34.70 [2] (0:11.65)	0:23.05 [3] (0:11.28)	0:11.77 [5] (0:11.77)
Average Speed [km/h]	45.7	67.6	64.0	61.2	63.4	61.2
Top Speed [km/h]	65.7	68.7	66.2	62.3	64.9	63.3
Avg. Dist. to Rail [m]	1.4	1.2	0.8	1.9	2.0	1.4
Avg. Stride Freq. [Hz]	2.3	2.4	2.3	2.2	2.2	2.2
Avg. Stride Length [m]	5.5	7.7	7.8	7.8	7.9	7.6



- [ ] Ranking at each section and finish
- .-.- No data available at this section
- NA No data available



Horse/Jockey Name	Bent Bridge
Final Rank	5
Fastest Section Time (Section)	0:08.96 (Overall)
Top Speed [km/h] (Section)	68.9 (1000m)
Race State	Finished



**Doomben QLD Professional**  
**Race 1: RACECOURSE VILLAGE QTIS Two-Year-Old Maiden**  
**Plate - 1110m**

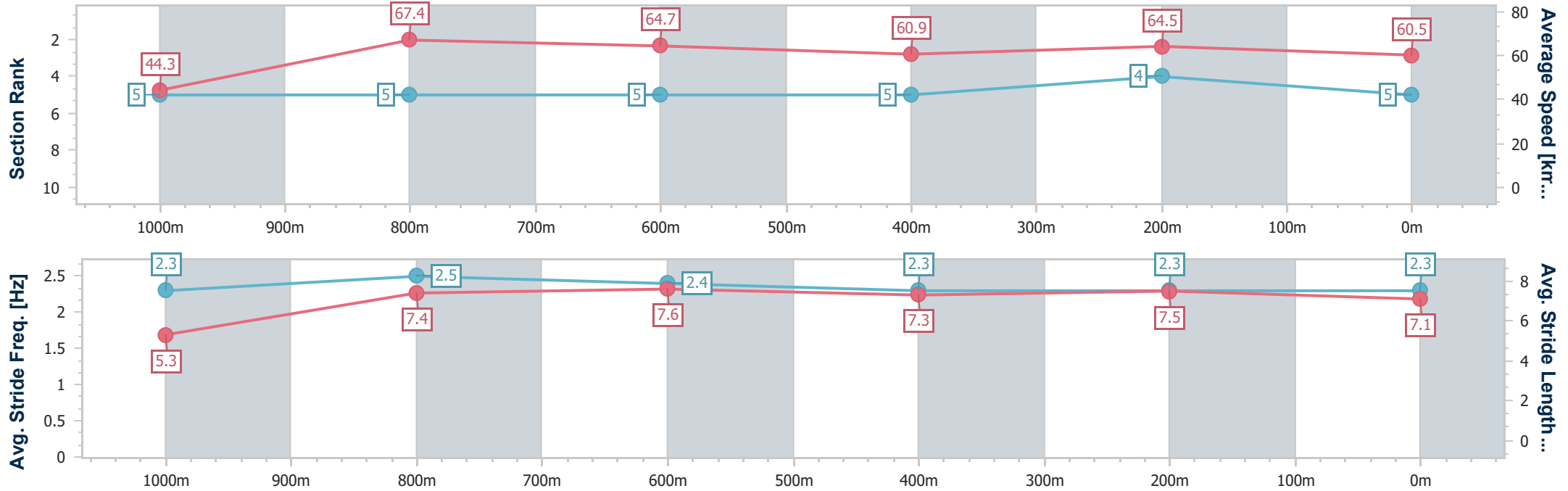
22 January 2025 - 13:41

Track Rating: Soft 5, Weather: Fine, Rail Position: +5m Entire



BRISBANE  
RACING CLUB

Section	Overall	1000m	800m	600m	400m	200m
Section Times	1:05.40 [5] (0:08.96)	0:56.44 [5] (0:10.70)	0:45.74 [5] (0:11.12)	0:34.62 [5] (0:11.57)	0:23.05 [5] (0:11.11)	0:11.94 [4] (0:11.94)
Average Speed [km/h]	44.3	67.4	64.7	60.9	64.5	60.5
Top Speed [km/h]	65.1	68.9	66.8	62.8	66.5	63.6
Avg. Dist. to Rail [m]	2.4	1.9	1.2	3.2	1.2	0.3
Avg. Stride Freq. [Hz]	2.3	2.5	2.4	2.3	2.3	2.3
Avg. Stride Length [m]	5.3	7.4	7.6	7.3	7.5	7.1



- [ ] Ranking at each section and finish
- .-.- No data available at this section
- NA No data available



Horse/Jockey Name	Tribesman
Final Rank	6
Fastest Section Time (Section)	0:09.02 (Overall)
Top Speed [km/h] (Section)	66.5 (1000m)
Race State	Finished



**Doomben QLD Professional**  
**Race 1: RACECOURSE VILLAGE QTIS Two-Year-Old Maiden**  
**Plate - 1110m**

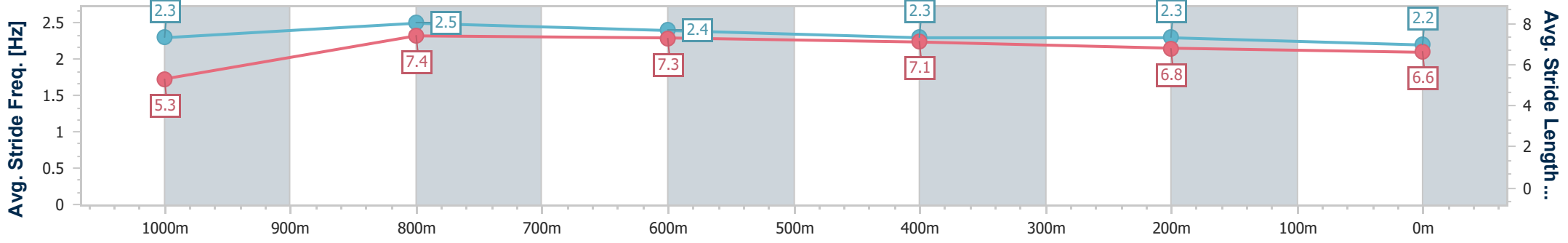
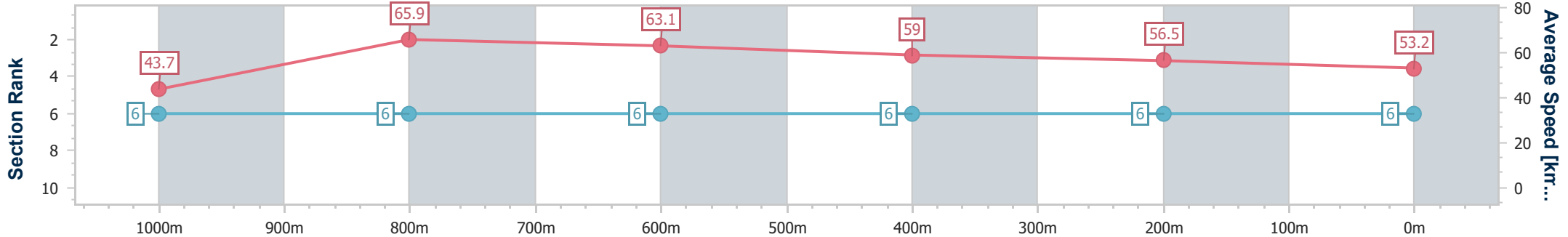


**BRISBANE**  
 RACING CLUB

22 January 2025 - 13:41

Track Rating: Soft 5, Weather: Fine, Rail Position: +5m Entire

Section	Overall	1000m	800m	600m	400m	200m
Section Times	1:09.64 [6] (0:09.02)	1:00.62 [6] (0:10.99)	0:49.63 [6] (0:11.33)	0:38.30 [6] (0:12.07)	0:26.23 [6] (0:12.67)	0:13.56 [6] (0:13.56)
Average Speed [km/h]	43.7	65.9	63.1	59.0	56.5	53.2
Top Speed [km/h]	64.8	66.5	65.4	63.8	57.8	55.0
Avg. Dist. to Rail [m]	6.2	2.3	1.1	1.7	1.3	1.6
Avg. Stride Freq. [Hz]	2.3	2.5	2.4	2.3	2.3	2.2
Avg. Stride Length [m]	5.3	7.4	7.3	7.1	6.8	6.6



- [ ] Ranking at each section and finish
- .-.- No data available at this section
- NA No data available