



Townsville QLD Professional
Race 8: CLUDEN PARK RACE NAME SPONSORSHIPS AVAILABLE
RATINGS BAND 0 - 55 Handicap - 1400m
18 January 2025 - 17:26



Track Rating: Good 3, Weather: Fine, Rail Position: +2m 1000m-W/Post; True Remainder

Section		Overall	1200m	1000m	800m	600m	400m	Last 600m				
Field Times		1:22.32 (0:13.52)	1:08.80 (0:10.83)	0:57.97 (0:11.26)	0:46.71 (0:11.20)	0:35.51 (0:11.44)	0:24.07 (0:11.75)	0:35.51				
Rank	TAB Horse/Jockey	Barrier	Top Speed [km/h]	Fastest Section	Distance Travelled [m]							
1	1 MORDECAI Adrian Layt	8	67.5 1000m	0:10.89 1200m	1:22.32 [1] (0:14.85)	1:07.47 [13] (0:10.89)	0:56.58 [12] (0:10.96)	0:45.62 [13] (0:11.28)	0:34.34 [12] (0:11.20)	0:23.14 [11] (0:11.29)	0:34.34	
2	9 KIDSTON Chelsea Jokic	10	67.0 600m	0:10.93 1200m	1:22.34 [2] (0:14.58)	1:07.76 [10] (0:10.93)	0:56.83 [10] (0:11.07)	0:45.76 [11] (0:11.42)	0:34.34 [13] (0:11.18)	0:23.16 [10] (0:11.35)	0:34.34	+2
3	2 CALDANTE Wanderson D'Avila	7	68.3 Overall	0:10.83 1200m	1:22.48 [3] (0:13.52)	1:08.96 [1] (0:10.83)	0:58.13 [1] (0:11.26)	0:46.87 [1] (0:11.24)	0:35.63 [2] (0:11.40)	0:24.23 [1] (0:11.75)	0:35.63	-3
4	8 ELLIE'S DREAM Ryan Wiggins	9	67.0 1200m	0:10.91 1200m	1:22.53 [4] (0:14.09)	1:08.44 [7] (0:10.91)	0:57.53 [7] (0:11.17)	0:46.36 [7] (0:11.43)	0:34.93 [7] (0:11.32)	0:23.61 [8] (0:11.53)	0:34.93	-2
5	13 ZORAYDAH McKenzie Apel	11	68.4 1200m	0:10.79 1200m	1:22.78 [5] (0:13.74)	1:09.04 [2] (0:10.79)	0:58.25 [2] (0:11.22)	0:47.03 [3] (0:11.40)	0:35.63 [3] (0:11.39)	0:24.24 [3] (0:11.68)	0:35.63	-3
6	11 ELLEVES Rob Thorburn	1	67.3 1200m	0:10.79 1200m	1:22.86 [6] (0:13.93)	1:08.93 [4] (0:10.79)	0:58.14 [5] (0:11.20)	0:46.94 [5] (0:11.30)	0:35.64 [4] (0:11.35)	0:24.29 [4] (0:11.71)	0:35.64	-3
7	12 ENCROACHMENT Adam Sewell	4	68.6 1200m	0:10.74 1200m	1:22.91 [7] (0:13.90)	1:09.01 [3] (0:10.74)	0:58.27 [4] (0:11.27)	0:47.00 [4] (0:11.46)	0:35.54 [6] (0:11.35)	0:24.19 [6] (0:11.70)	0:35.54	+2
8	6 READ 'EM AND WEEP Gabrielle Semmens	13	68.8 1200m	0:10.66 1200m	1:23.00 [8] (0:13.98)	1:09.02 [5] (0:10.66)	0:58.36 [3] (0:11.07)	0:47.29 [2] (0:11.10)	0:36.19 [1] (0:11.46)	0:24.73 [2] (0:11.89)	0:36.19	+0
9	15 LITTLE RED PEPPER Nathan Thomas	6	66.3 1200m	0:10.97 1200m	1:23.08 [9] (0:14.39)	1:08.69 [9] (0:10.97)	0:57.72 [9] (0:11.19)	0:46.53 [9] (0:11.20)	0:35.33 [9] (0:11.01)	0:24.32 [7] (0:11.67)	0:35.33	-16
10	16 NINE CARATS Tyler Leslight	3	67.0 1200m	0:10.84 1200m	1:23.10 [10] (0:14.20)	1:08.90 [8] (0:10.84)	0:58.06 [8] (0:11.14)	0:46.92 [8] (0:11.48)	0:35.44 [8] (0:11.32)	0:24.12 [9] (0:11.69)	0:35.44	-8

Scratched: Store Beach (#7), Fast Missile (#3), The Cops (#10)

[] Ranking at each section and finish
 -:-:- No data available at this section
 NA No data available
 SCN Saddle cloth number
 DNF Did not finish
 DNT Did not track



Townsville QLD Professional
Race 8: CLUDEN PARK RACE NAME SPONSORSHIPS AVAILABLE
RATINGS BAND 0 - 55 Handicap - 1400m
18 January 2025 - 17:26



Track Rating: Good 3, Weather: Fine, Rail Position: +2m 1000m-W/Post; True Remainder

Section	Overall	1200m	1000m	800m	600m	400m	Last 600m
Field Times	1:22.32 (0:13.52)	1:08.80 (0:10.83)	0:57.97 (0:11.26)	0:46.71 (0:11.20)	0:35.51 (0:11.44)	0:24.07 (0:11.75)	0:35.51

Rank	TAB	Horse/Jockey	Barrier	Top Speed [km/h]	Fastest Section	Overall	1200m	1000m	800m	600m	400m	Last 600m	Distance Travelled [m]
11	14	LOOK AT ROSA Liv O'Donnell	12	68.0 1200m	0:10.82 1200m	1:23.22 [11] (0:14.04)	1:09.18 [6] (0:10.82)	0:58.36 [6] (0:11.16)	0:47.20 [6] (0:11.26)	0:35.94 [5] (0:11.44)	0:24.50 [5] (0:11.79)	0:35.94	-2
12	5	MAKE IT FLASHY Ashley Butler	14	68.0 1000m	0:10.78 1000m	1:24.19 [12] (0:14.82)	1:09.37 [12] (0:10.97)	0:58.40 [13] (0:10.78)	0:47.62 [10] (0:11.29)	0:36.33 [10] (0:11.44)	0:24.89 [12] (0:12.06)	0:36.33	+4
13	4	HUNT THE HUNTER Chris Meehan	5	66.8 1000m	0:10.92 1000m	1:25.11 [13] (0:14.58)	1:10.53 [10] (0:11.09)	0:59.44 [11] (0:10.92)	0:48.52 [12] (0:11.36)	0:37.16 [11] (0:11.51)	0:25.65 [13] (0:12.07)	0:37.16	+2

Scratched: Store Beach (#7), Fast Missile (#3), The Cops (#10)

[] Ranking at each section and finish
 -:-:- No data available at this section
 NA No data available

SCN Saddle cloth number
 DNF Did not finish
 DNT Did not track



Townsville QLD Professional
Race 8: CLUDEN PARK RACE NAME SPONSORSHIPS AVAILABLE
RATINGS BAND 0 - 55 Handicap - 1400m
18 January 2025 - 17:26



Track Rating: Good 3, Weather: Fine, Rail Position: +2m 1000m-W/Post; True Remainder

Section				200m				Last 600m	
Field Times				0:12.32 (0:12.32)				0:35.51	
Rank	TAB	Horse/Jockey	Barrier	Top Speed [km/h]	Fastest Section	Margin			Distance Travelled [m]
1	1	MORDECAI Adrian Layt	8	67.5 1000m	0:10.89 1200m	0:11.85 [8] (0:11.85)	1:22.32		0:34.34
2	9	KIDSTON Chelsea Jokic	10	67.0 600m	0:10.93 1200m	0:11.81 [10] (0:11.81)	0.11L		0:34.34 +2
3	2	CALDANTE Wanderson D'Avila	7	68.3 Overall	0:10.83 1200m	0:12.48 [1] (0:12.48)	0.95L		0:35.63 -3
4	8	ELLIE'S DREAM Ryan Wiggins	9	67.0 1200m	0:10.91 1200m	0:12.08 [7] (0:12.08)	1.25L		0:34.93 -2
5	13	ZORAYDAH McKenzie Apel	11	68.4 1200m	0:10.79 1200m	0:12.56 [3] (0:12.56)	2.71L		0:35.63 -3
6	11	ELLEVES Rob Thorburn	1	67.3 1200m	0:10.79 1200m	0:12.58 [4] (0:12.58)	3.16L		0:35.64 -3
7	12	ENCROACHMENT Adam Sewell	4	68.6 1200m	0:10.74 1200m	0:12.49 [5] (0:12.49)	3.45L		0:35.54 +2
8	6	READ 'EM AND WEEP Gabrielle Semmens	13	68.8 1200m	0:10.66 1200m	0:12.84 [2] (0:12.84)	3.99L		0:36.19 +0
9	15	LITTLE RED PEPPER Nathan Thomas	6	66.3 1200m	0:10.97 1200m	0:12.65 [6] (0:12.65)	4.45L		0:35.33 -16
10	16	NINE CARATS Tyler Leslight	3	67.0 1200m	0:10.84 1200m	0:12.43 [11] (0:12.43)	4.59L		0:35.44 -8

Scratched: Store Beach (#7), Fast Missile (#3), The Cops (#10)

[] Ranking at each section and finish
 -:-:- No data available at this section
 NA No data available

SCN Saddle cloth number
 DNF Did not finish
 DNT Did not track



Townsville QLD Professional
Race 8: CLUDEN PARK RACE NAME SPONSORSHIPS AVAILABLE
RATINGS BAND 0 - 55 Handicap - 1400m
18 January 2025 - 17:26



Track Rating: Good 3, Weather: Fine, Rail Position: +2m 1000m-W/Post; True Remainder

Section				200m				Last 600m		
Field Times				0:12.32 (0:12.32)				0:35.51		
Rank	TAB	Horse/Jockey	Barrier	Top Speed [km/h]	Fastest Section	Margin			Distance Travelled [m]	
11	14	LOOK AT ROSA	12	68.0	0:10.82	0:12.71 [9]	5.27L		0:35.94	-2
		Liv O'Donnell		1200m	1200m	(0:12.71)				
12	5	MAKE IT FLASHY	14	68.0	0:10.78	0:12.83 [12]	10.97L		0:36.33	+4
		Ashley Butler		1000m	1000m	(0:12.83)				
13	4	HUNT THE HUNTER	5	66.8	0:10.92	0:13.58 [13]	16.43L		0:37.16	+2
		Chris Meehan		1000m	1000m	(0:13.58)				

Scratched: Store Beach (#7), Fast Missile (#3), The Cops (#10)



Horse/Jockey Name	Mordecai
Final Rank	1
Fastest Section Time (Section)	0:10.89 (1200m)
Top Speed [km/h] (Section)	67.5 (1000m)
Race State	Finished



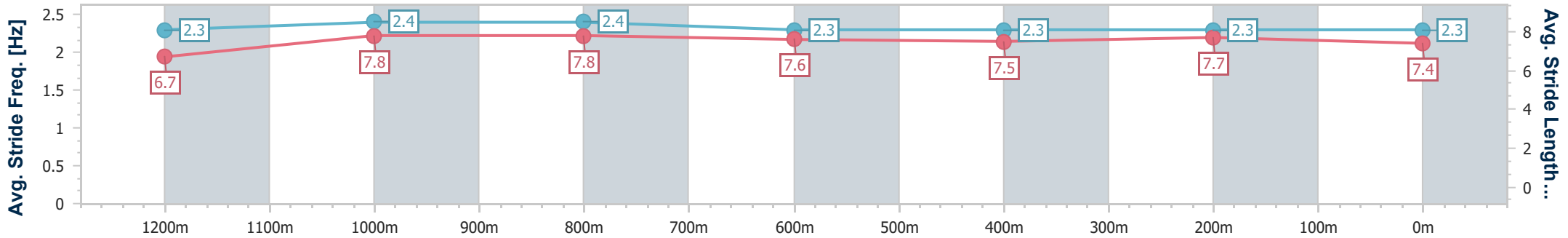
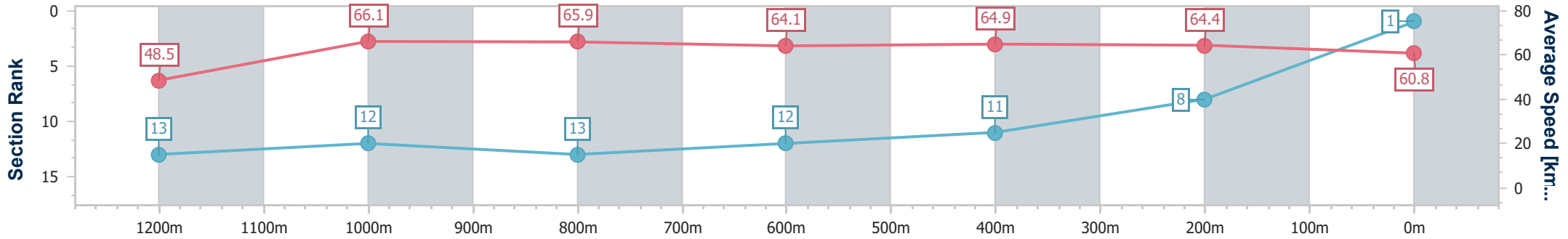
Townsville QLD Professional
 Race 8: CLUDEN PARK RACE NAME SPONSORSHIPS
 AVAILABLE RATINGS BAND 0 - 55 Handicap - 1400m



18 January 2025 - 17:26

Track Rating: Good 3, Weather: Fine, Rail Position: +2m 1000m-
 W/Post; True Remainder

Section	Overall	1200m	1000m	800m	600m	400m	200m
Section Times	1:22.32 [1] (0:14.85)	1:07.47 [13] (0:10.89)	0:56.58 [12] (0:10.96)	0:45.62 [13] (0:11.28)	0:34.34 [12] (0:11.20)	0:23.14 [11] (0:11.29)	0:11.85 [8] (0:11.85)
Average Speed [km/h]	48.5	66.1	65.9	64.1	64.9	64.4	60.8
Top Speed [km/h]	66.3	67.3	67.5	65.7	65.6	65.4	63.5
Avg. Dist. to Rail [m]	5.4	0.7	1.1	0.8	2.2	5.1	5.2
Avg. Stride Freq. [Hz]	2.3	2.4	2.4	2.3	2.3	2.3	2.3
Avg. Stride Length [m]	6.7	7.8	7.8	7.6	7.5	7.7	7.4



- [] Ranking at each section and finish
- .-.- No data available at this section
- NA No data available



Horse/Jockey Name	Kidston
Final Rank	2
Fastest Section Time (Section)	0:10.93 (1200m)
Top Speed [km/h] (Section)	67.0 (600m)
Race State	Finished

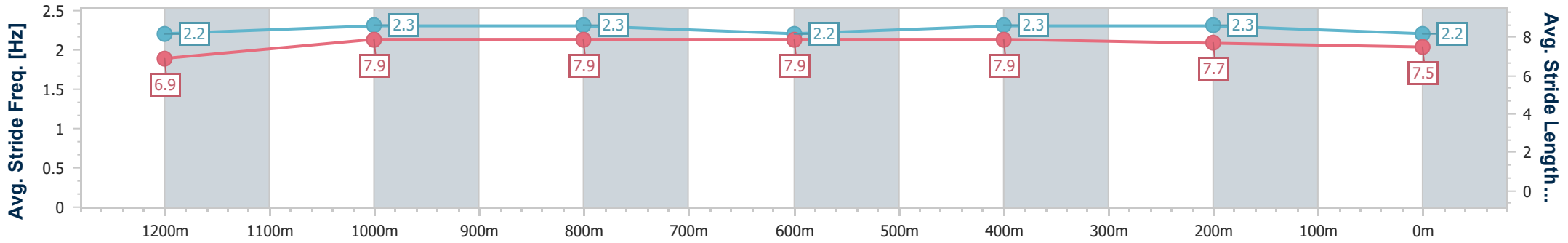
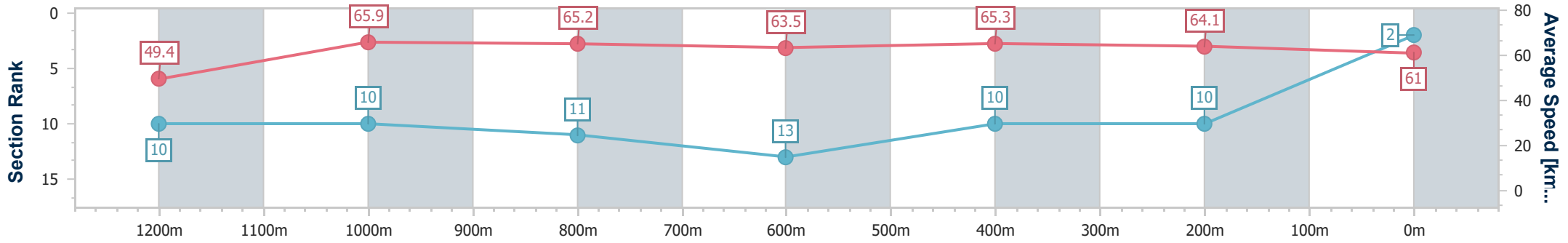


Townsville QLD Professional
 Race 8: CLUDEN PARK RACE NAME SPONSORSHIPS
 AVAILABLE RATINGS BAND 0 - 55 Handicap - 1400m



18 January 2025 - 17:26
 Track Rating: Good 3, Weather: Fine, Rail Position: +2m 1000m-
 W/Post; True Remainder

Section	Overall	1200m	1000m	800m	600m	400m	200m
Section Times	1:22.34 [2] (0:14.58)	1:07.76 [10] (0:10.93)	0:56.83 [10] (0:11.07)	0:45.76 [11] (0:11.42)	0:34.34 [13] (0:11.18)	0:23.16 [10] (0:11.35)	0:11.81 [10] (0:11.81)
Average Speed [km/h]	49.4	65.9	65.2	63.5	65.3	64.1	61.0
Top Speed [km/h]	65.6	66.6	66.4	64.7	67.0	65.5	63.5
Avg. Dist. to Rail [m]	8.2	0.9	1.2	1.6	3.0	7.4	8.4
Avg. Stride Freq. [Hz]	2.2	2.3	2.3	2.2	2.3	2.3	2.2
Avg. Stride Length [m]	6.9	7.9	7.9	7.9	7.9	7.7	7.5



- [] Ranking at each section and finish
- .-.- No data available at this section
- NA No data available



Horse/Jockey Name	Caldante
Final Rank	3
Fastest Section Time (Section)	0:10.83 (1200m)
Top Speed [km/h] (Section)	68.3 (Overall)
Race State	Finished

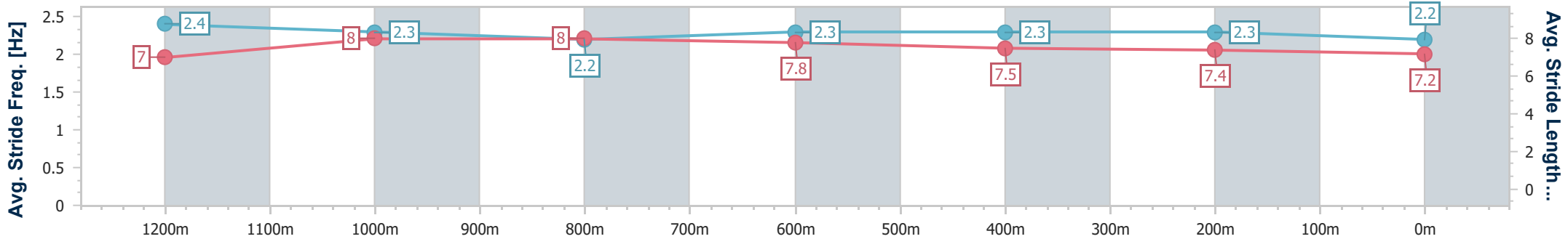
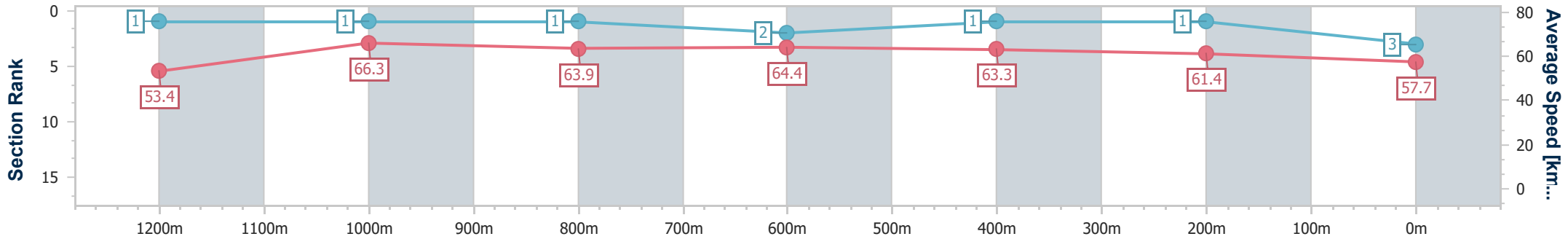


Townsville QLD Professional
 Race 8: CLUDEN PARK RACE NAME SPONSORSHIPS
 AVAILABLE RATINGS BAND 0 - 55 Handicap - 1400m



18 January 2025 - 17:26
 Track Rating: Good 3, Weather: Fine, Rail Position: +2m 1000m-
 W/Post; True Remainder

Section	Overall	1200m	1000m	800m	600m	400m	200m
Section Times	1:22.48 [3] (0:13.52)	1:08.96 [1] (0:10.83)	0:58.13 [1] (0:11.26)	0:46.87 [1] (0:11.24)	0:35.63 [2] (0:11.40)	0:24.23 [1] (0:11.75)	0:12.48 [1] (0:12.48)
Average Speed [km/h]	53.4	66.3	63.9	64.4	63.3	61.4	57.7
Top Speed [km/h]	68.3	68.1	65.3	65.7	65.0	62.5	60.1
Avg. Dist. to Rail [m]	7.4	0.8	1.1	0.8	0.8	1.0	1.2
Avg. Stride Freq. [Hz]	2.4	2.3	2.2	2.3	2.3	2.3	2.2
Avg. Stride Length [m]	7.0	8.0	8.0	7.8	7.5	7.4	7.2



- [] Ranking at each section and finish
- .-.- No data available at this section
- NA No data available



Horse/Jockey Name	Ellie's Dream
Final Rank	4
Fastest Section Time (Section)	0:10.91 (1200m)
Top Speed [km/h] (Section)	67.0 (1200m)
Race State	Finished

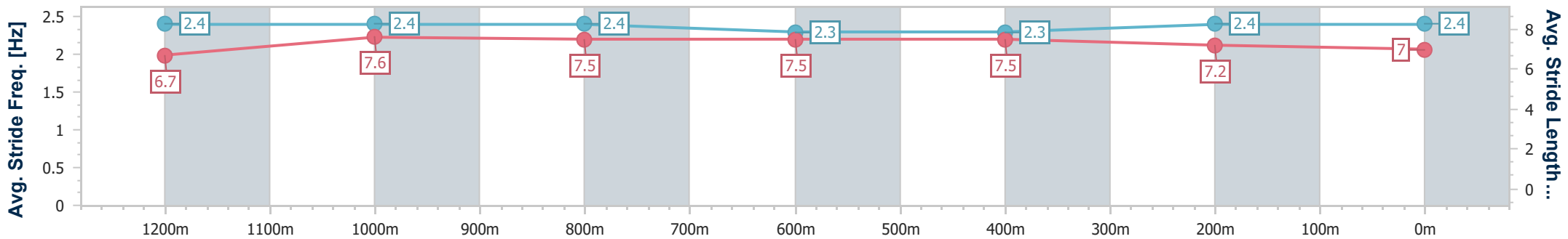
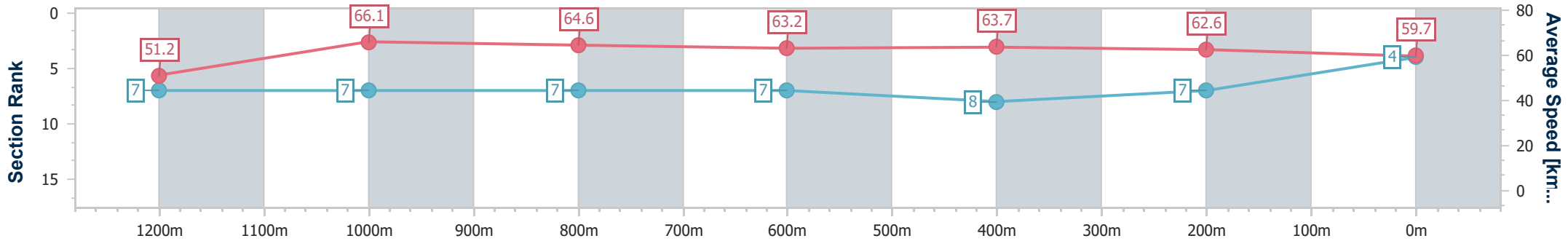


Townsville QLD Professional
 Race 8: CLUDEN PARK RACE NAME SPONSORSHIPS
 AVAILABLE RATINGS BAND 0 - 55 Handicap - 1400m



18 January 2025 - 17:26
 Track Rating: Good 3, Weather: Fine, Rail Position: +2m 1000m-
 W/Post; True Remainder

Section	Overall	1200m	1000m	800m	600m	400m	200m
Section Times	1:22.53 [4] (0:14.09)	1:08.44 [7] (0:10.91)	0:57.53 [7] (0:11.17)	0:46.36 [7] (0:11.43)	0:34.93 [7] (0:11.32)	0:23.61 [8] (0:11.53)	0:12.08 [7] (0:12.08)
Average Speed [km/h]	51.2	66.1	64.6	63.2	63.7	62.6	59.7
Top Speed [km/h]	65.6	67.0	65.7	63.8	65.7	63.7	61.9
Avg. Dist. to Rail [m]	7.7	1.3	1.0	0.8	0.4	3.3	5.3
Avg. Stride Freq. [Hz]	2.4	2.4	2.4	2.3	2.3	2.4	2.4
Avg. Stride Length [m]	6.7	7.6	7.5	7.5	7.5	7.2	7.0



- [] Ranking at each section and finish
- .-.- No data available at this section
- NA No data available



Horse/Jockey Name	Zoraydah
Final Rank	5
Fastest Section Time (Section)	0:10.79 (1200m)
Top Speed [km/h] (Section)	68.4 (1200m)
Race State	Finished

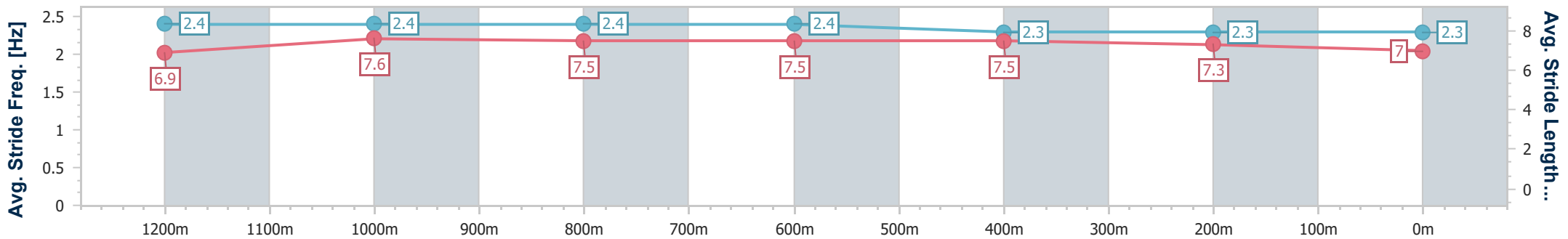
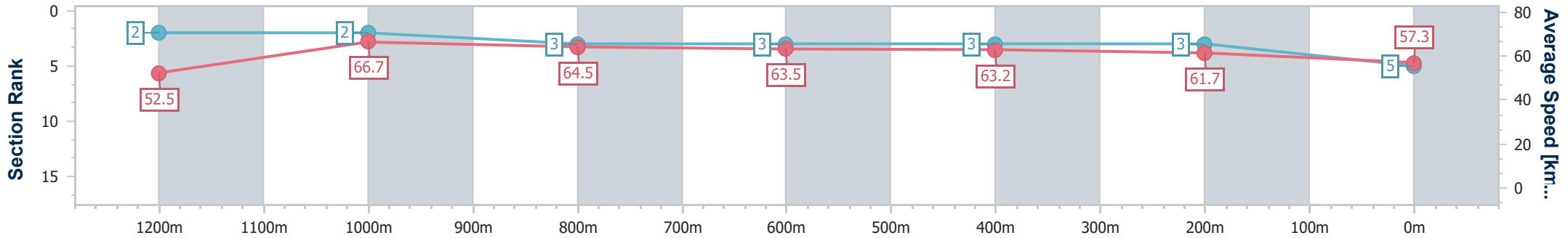


Townsville QLD Professional
 Race 8: CLUDEN PARK RACE NAME SPONSORSHIPS
 AVAILABLE RATINGS BAND 0 - 55 Handicap - 1400m



18 January 2025 - 17:26
 Track Rating: Good 3, Weather: Fine, Rail Position: +2m 1000m-
 W/Post; True Remainder

Section	Overall	1200m	1000m	800m	600m	400m	200m
Section Times	1:22.78 [5] (0:13.74)	1:09.04 [2] (0:10.79)	0:58.25 [2] (0:11.22)	0:47.03 [3] (0:11.40)	0:35.63 [3] (0:11.39)	0:24.24 [3] (0:11.68)	0:12.56 [3] (0:12.56)
Average Speed [km/h]	52.5	66.7	64.5	63.5	63.2	61.7	57.3
Top Speed [km/h]	67.8	68.4	64.9	64.7	65.5	63.1	60.3
Avg. Dist. to Rail [m]	11.1	2.3	1.3	1.4	0.9	2.2	3.5
Avg. Stride Freq. [Hz]	2.4	2.4	2.4	2.4	2.3	2.3	2.3
Avg. Stride Length [m]	6.9	7.6	7.5	7.5	7.5	7.3	7.0



- [] Ranking at each section and finish
- .-.- No data available at this section
- NA No data available



Horse/Jockey Name	Elleves
Final Rank	6
Fastest Section Time (Section)	0:10.79 (1200m)
Top Speed [km/h] (Section)	67.3 (1200m)
Race State	Finished



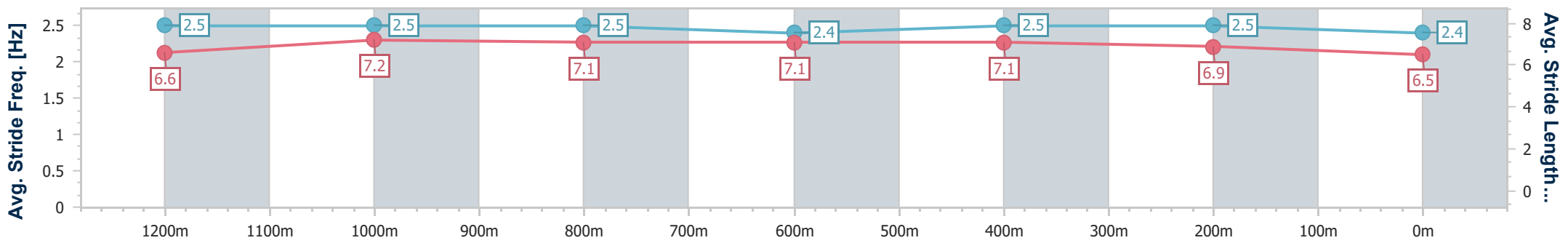
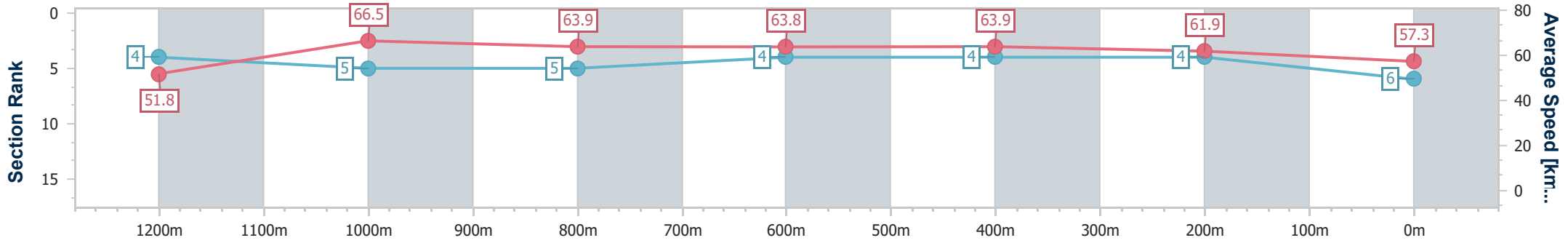
Townsville QLD Professional
 Race 8: CLUDEN PARK RACE NAME SPONSORSHIPS
 AVAILABLE RATINGS BAND 0 - 55 Handicap - 1400m



18 January 2025 - 17:26

Track Rating: Good 3, Weather: Fine, Rail Position: +2m 1000m-
 W/Post; True Remainder

Section	Overall	1200m	1000m	800m	600m	400m	200m
Section Times	1:22.86 [6] (0:13.93)	1:08.93 [4] (0:10.79)	0:58.14 [5] (0:11.20)	0:46.94 [5] (0:11.30)	0:35.64 [4] (0:11.35)	0:24.29 [4] (0:11.71)	0:12.58 [4] (0:12.58)
Average Speed [km/h]	51.8	66.5	63.9	63.8	63.9	61.9	57.3
Top Speed [km/h]	66.6	67.3	65.2	65.5	64.7	63.1	59.6
Avg. Dist. to Rail [m]	2.7	1.0	1.2	0.5	1.6	3.6	3.8
Avg. Stride Freq. [Hz]	2.5	2.5	2.5	2.4	2.5	2.5	2.4
Avg. Stride Length [m]	6.6	7.2	7.1	7.1	7.1	6.9	6.5



- [] Ranking at each section and finish
- .-.- No data available at this section
- NA No data available



Horse/Jockey Name	Encroachment
Final Rank	7
Fastest Section Time (Section)	0:10.74 (1200m)
Top Speed [km/h] (Section)	68.6 (1200m)
Race State	Finished

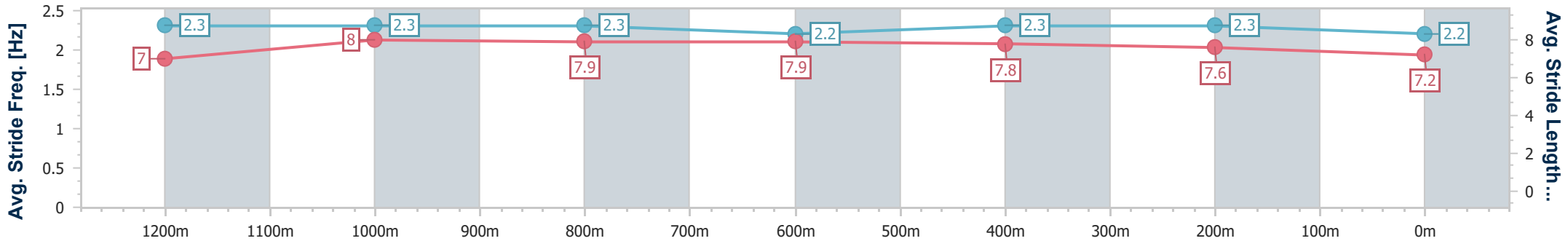
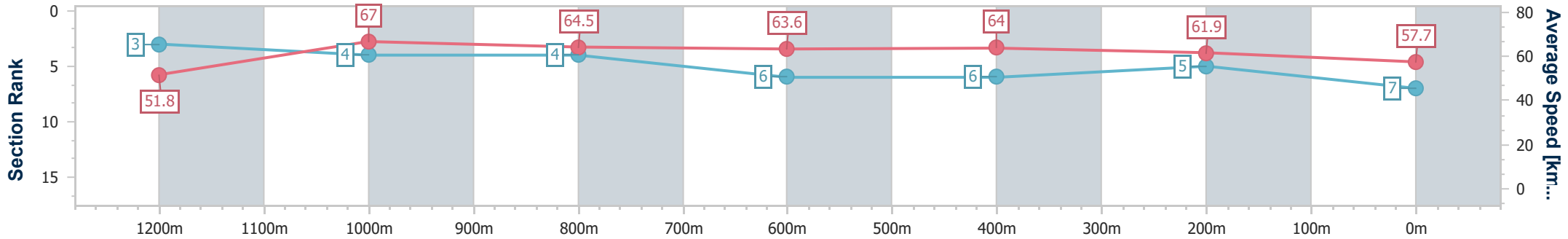


Townsville QLD Professional
 Race 8: CLUDEN PARK RACE NAME SPONSORSHIPS
 AVAILABLE RATINGS BAND 0 - 55 Handicap - 1400m



18 January 2025 - 17:26
 Track Rating: Good 3, Weather: Fine, Rail Position: +2m 1000m-
 W/Post; True Remainder

Section	Overall	1200m	1000m	800m	600m	400m	200m							
Section Times	1:22.91 [7] (0:13.90)	1:09.01 [3] (0:10.74)	0:58.27 [4] (0:11.27)	0:47.00 [4] (0:11.46)	0:35.54 [6] (0:11.35)	0:24.19 [6] (0:11.70)	0:12.49 [5] (0:12.49)							
Average Speed [km/h]	51.8	67.0	64.5	63.6	64.0	61.9	57.7							
Top Speed [km/h]	66.5	68.6	64.7	64.5	64.7	62.6	60.7							
Avg. Dist. to Rail [m]	4.9	1.3	2.1	2.9	1.4	4.9	5.9							
Avg. Stride Freq. [Hz]	2.3	2.3	2.3	2.2	2.3	2.3	2.2							
Avg. Stride Length [m]	7.0	8.0	7.9	7.9	7.8	7.6	7.2							



- [] Ranking at each section and finish
- .-.- No data available at this section
- NA No data available



Horse/Jockey Name	Read 'Em And Weep
Final Rank	8
Fastest Section Time (Section)	0:10.66 (1200m)
Top Speed [km/h] (Section)	68.8 (1200m)
Race State	Finished

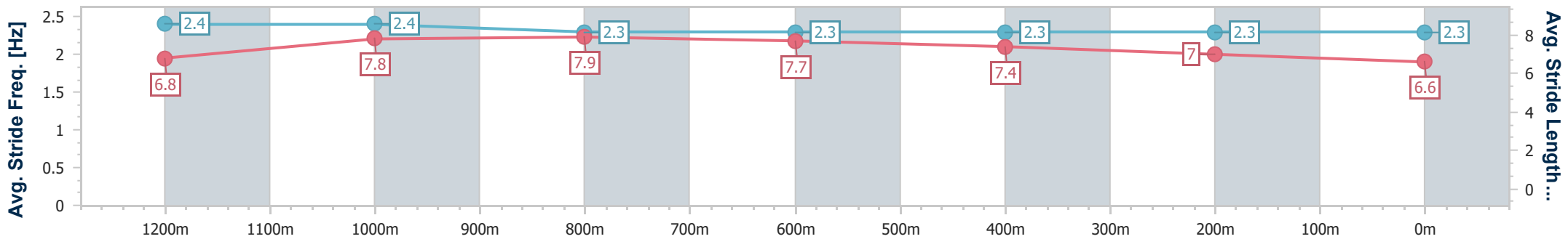
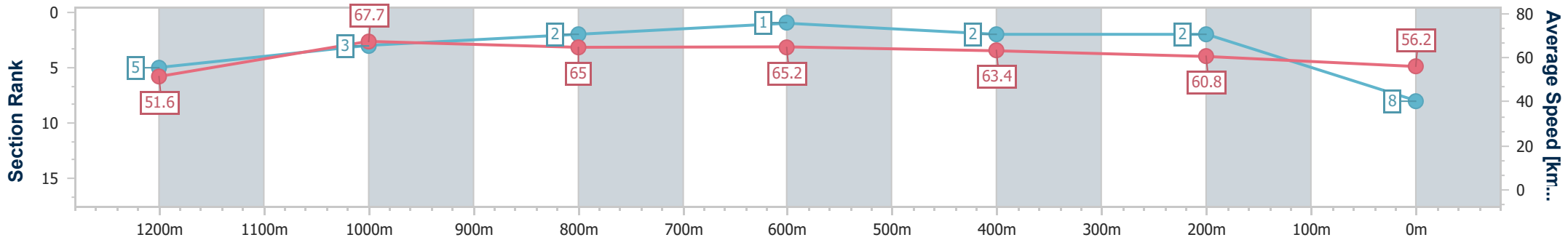


Townsville QLD Professional
 Race 8: CLUDEN PARK RACE NAME SPONSORSHIPS
 AVAILABLE RATINGS BAND 0 - 55 Handicap - 1400m



18 January 2025 - 17:26
 Track Rating: Good 3, Weather: Fine, Rail Position: +2m 1000m-
 W/Post; True Remainder

Section	Overall	1200m	1000m	800m	600m	400m	200m
Section Times	1:23.00 [8] (0:13.98)	1:09.02 [5] (0:10.66)	0:58.36 [3] (0:11.07)	0:47.29 [2] (0:11.10)	0:36.19 [1] (0:11.46)	0:24.73 [2] (0:11.89)	0:12.84 [2] (0:12.84)
Average Speed [km/h]	51.6	67.7	65.0	65.2	63.4	60.8	56.2
Top Speed [km/h]	68.2	68.8	65.7	66.5	64.4	62.5	58.8
Avg. Dist. to Rail [m]	11.9	2.1	1.0	1.1	1.7	2.8	3.4
Avg. Stride Freq. [Hz]	2.4	2.4	2.3	2.3	2.3	2.3	2.3
Avg. Stride Length [m]	6.8	7.8	7.9	7.7	7.4	7.0	6.6



- [] Ranking at each section and finish
- .-.- No data available at this section
- NA No data available



Horse/Jockey Name	Little Red Pepper
Final Rank	9
Fastest Section Time (Section)	0:10.97 (1200m)
Top Speed [km/h] (Section)	66.3 (1200m)
Race State	Finished

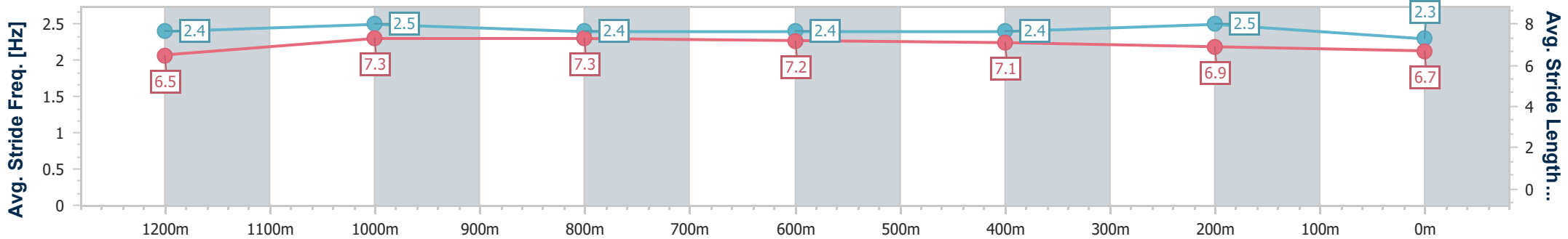
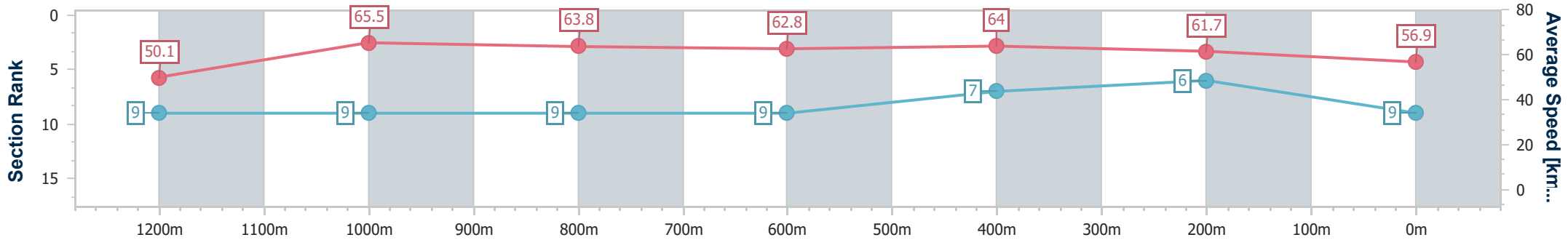


Townsville QLD Professional
 Race 8: CLUDEN PARK RACE NAME SPONSORSHIPS
 AVAILABLE RATINGS BAND 0 - 55 Handicap - 1400m



18 January 2025 - 17:26
 Track Rating: Good 3, Weather: Fine, Rail Position: +2m 1000m-
 W/Post; True Remainder

Section	Overall	1200m	1000m	800m	600m	400m	200m							
Section Times	1:23.08 [9] (0:14.39)	1:08.69 [9] (0:10.97)	0:57.72 [9] (0:11.19)	0:46.53 [9] (0:11.20)	0:35.33 [9] (0:11.01)	0:24.32 [7] (0:11.67)	0:12.65 [6] (0:12.65)							
Average Speed [km/h]	50.1	65.5	63.8	62.8	64.0	61.7	56.9							
Top Speed [km/h]	64.9	66.3	65.1	63.5	65.7	63.0	60.5							
Avg. Dist. to Rail [m]	5.7	0.6	2.0	4.9	4.3	2.0	2.1							
Avg. Stride Freq. [Hz]	2.4	2.5	2.4	2.4	2.4	2.5	2.3							
Avg. Stride Length [m]	6.5	7.3	7.3	7.2	7.1	6.9	6.7							



- [] Ranking at each section and finish
- .-.- No data available at this section
- NA No data available



Horse/Jockey Name	Nine Carats
Final Rank	10
Fastest Section Time (Section)	0:10.84 (1200m)
Top Speed [km/h] (Section)	67.0 (1200m)
Race State	Finished

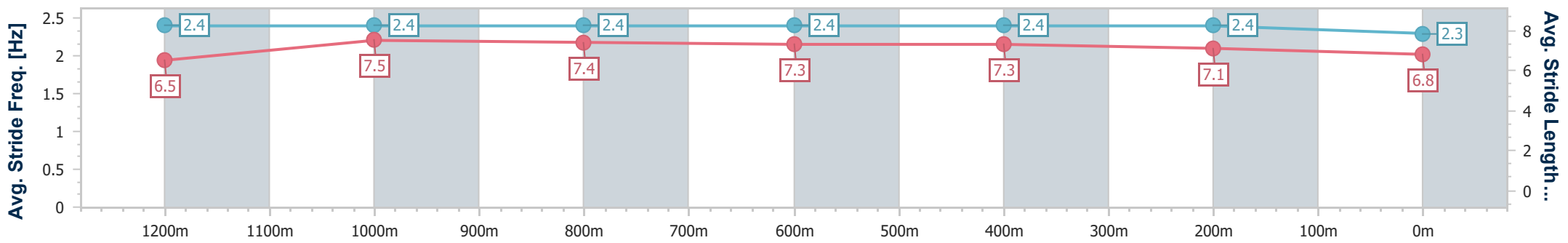
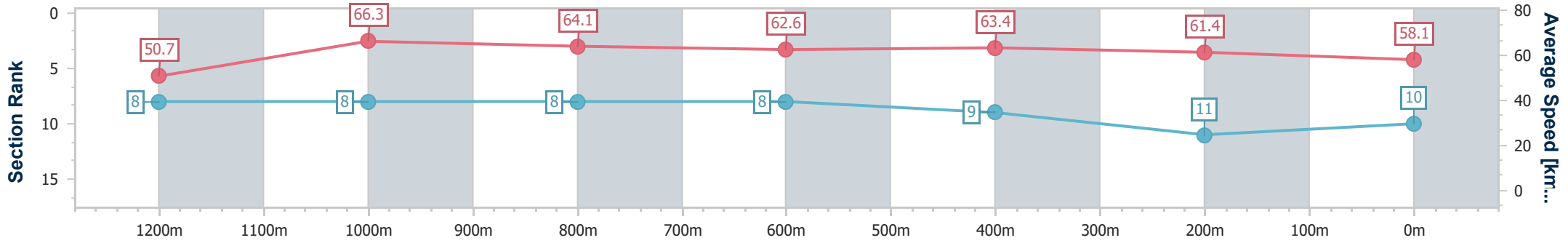


Townsville QLD Professional
 Race 8: CLUDEN PARK RACE NAME SPONSORSHIPS
 AVAILABLE RATINGS BAND 0 - 55 Handicap - 1400m



18 January 2025 - 17:26
 Track Rating: Good 3, Weather: Fine, Rail Position: +2m 1000m-
 W/Post; True Remainder

Section	Overall	1200m	1000m	800m	600m	400m	200m							
Section Times	1:23.10 [10] (0:14.20)	1:08.90 [8] (0:10.84)	0:58.06 [8] (0:11.14)	0:46.92 [8] (0:11.48)	0:35.44 [8] (0:11.32)	0:24.12 [9] (0:11.69)	0:12.43 [11] (0:12.43)							
Average Speed [km/h]	50.7	66.3	64.1	62.6	63.4	61.4	58.1							
Top Speed [km/h]	65.3	67.0	65.7	64.4	65.8	63.7	64.4							
Avg. Dist. to Rail [m]	3.1	1.2	1.4	0.3	0.5	0.8	1.3							
Avg. Stride Freq. [Hz]	2.4	2.4	2.4	2.4	2.4	2.4	2.3							
Avg. Stride Length [m]	6.5	7.5	7.4	7.3	7.3	7.1	6.8							



- [] Ranking at each section and finish
- .-.- No data available at this section
- NA No data available



Horse/Jockey Name	Look At Rosa
Final Rank	11
Fastest Section Time (Section)	0:10.82 (1200m)
Top Speed [km/h] (Section)	68.0 (1200m)
Race State	Finished

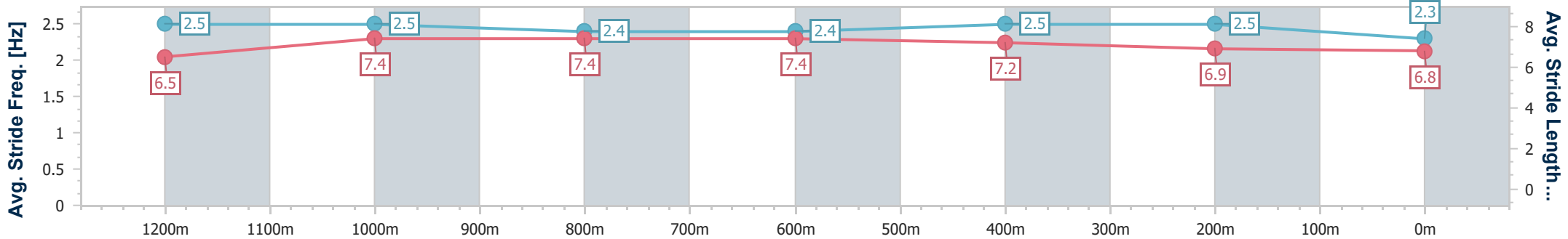
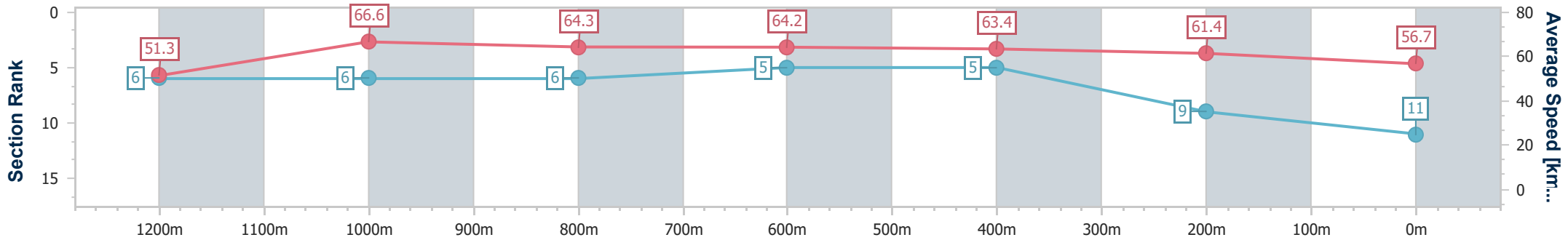


Townsville QLD Professional
 Race 8: CLUDEN PARK RACE NAME SPONSORSHIPS
 AVAILABLE RATINGS BAND 0 - 55 Handicap - 1400m



18 January 2025 - 17:26
 Track Rating: Good 3, Weather: Fine, Rail Position: +2m 1000m-
 W/Post; True Remainder

Section	Overall	1200m	1000m	800m	600m	400m	200m						
Section Times	1:23.22 [11] (0:14.04)	1:09.18 [6] (0:10.82)	0:58.36 [6] (0:11.16)	0:47.20 [6] (0:11.26)	0:35.94 [5] (0:11.44)	0:24.50 [5] (0:11.79)	0:12.71 [9] (0:12.71)						
Average Speed [km/h]	51.3	66.6	64.3	64.2	63.4	61.4	56.7						
Top Speed [km/h]	67.9	68.0	64.9	65.0	64.7	62.3	61.3						
Avg. Dist. to Rail [m]	10.2	1.5	1.0	1.1	1.5	4.4	5.8						
Avg. Stride Freq. [Hz]	2.5	2.5	2.4	2.4	2.5	2.5	2.3						
Avg. Stride Length [m]	6.5	7.4	7.4	7.4	7.2	6.9	6.8						



- [] Ranking at each section and finish
- .-.- No data available at this section
- NA No data available



Horse/Jockey Name	Make It Flashy
Final Rank	12
Fastest Section Time (Section)	0:10.78 (1000m)
Top Speed [km/h] (Section)	68.0 (1000m)
Race State	Finished

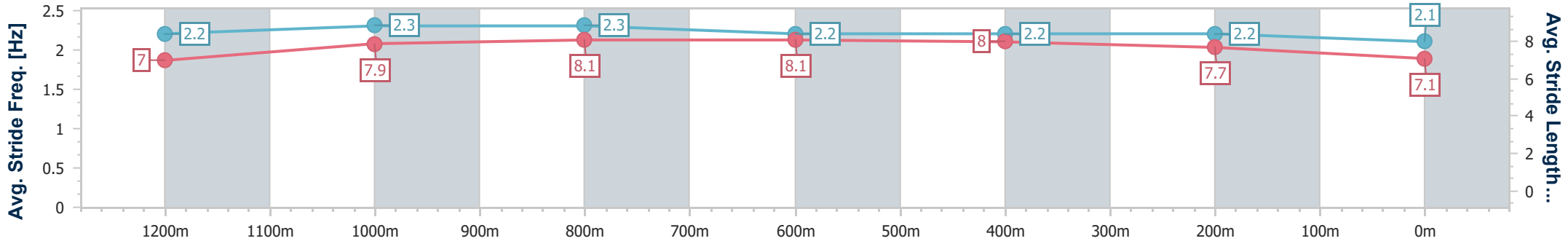
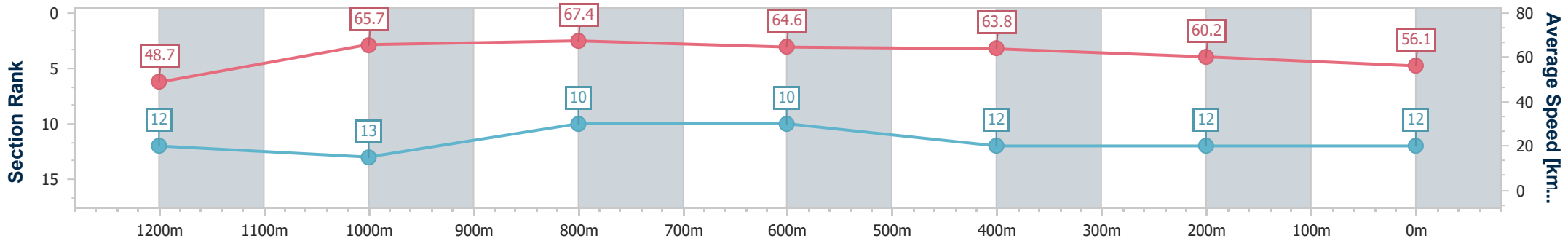


Townsville QLD Professional
 Race 8: CLUDEN PARK RACE NAME SPONSORSHIPS
 AVAILABLE RATINGS BAND 0 - 55 Handicap - 1400m



18 January 2025 - 17:26
 Track Rating: Good 3, Weather: Fine, Rail Position: +2m 1000m-
 W/Post; True Remainder

Section	Overall	1200m	1000m	800m	600m	400m	200m
Section Times	1:24.19 [12] (0:14.82)	1:09.37 [12] (0:10.97)	0:58.40 [13] (0:10.78)	0:47.62 [10] (0:11.29)	0:36.33 [10] (0:11.44)	0:24.89 [12] (0:12.06)	0:12.83 [12] (0:12.83)
Average Speed [km/h]	48.7	65.7	67.4	64.6	63.8	60.2	56.1
Top Speed [km/h]	65.2	66.9	68.0	67.4	64.4	63.0	60.4
Avg. Dist. to Rail [m]	10.1	1.4	2.1	2.5	2.8	4.3	5.8
Avg. Stride Freq. [Hz]	2.2	2.3	2.3	2.2	2.2	2.2	2.1
Avg. Stride Length [m]	7.0	7.9	8.1	8.1	8.0	7.7	7.1



- [] Ranking at each section and finish
- .-.- No data available at this section
- NA No data available



Horse/Jockey Name	Hunt The Hunter
Final Rank	13
Fastest Section Time (Section)	0:10.92 (1000m)
Top Speed [km/h] (Section)	66.8 (1000m)
Race State	Finished

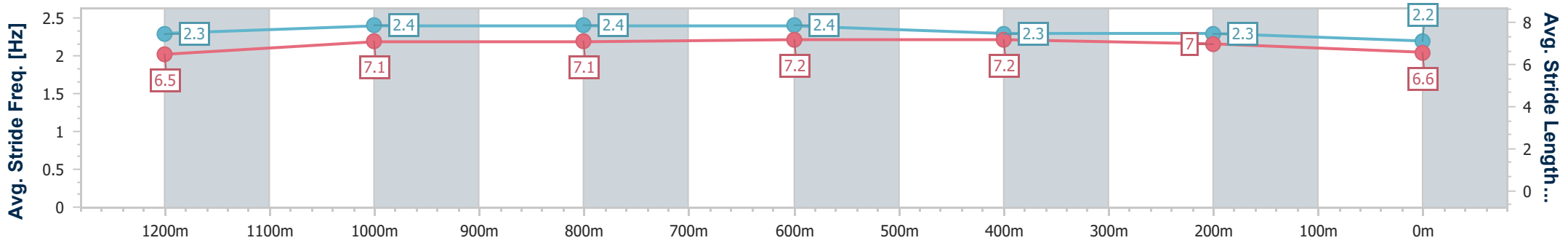
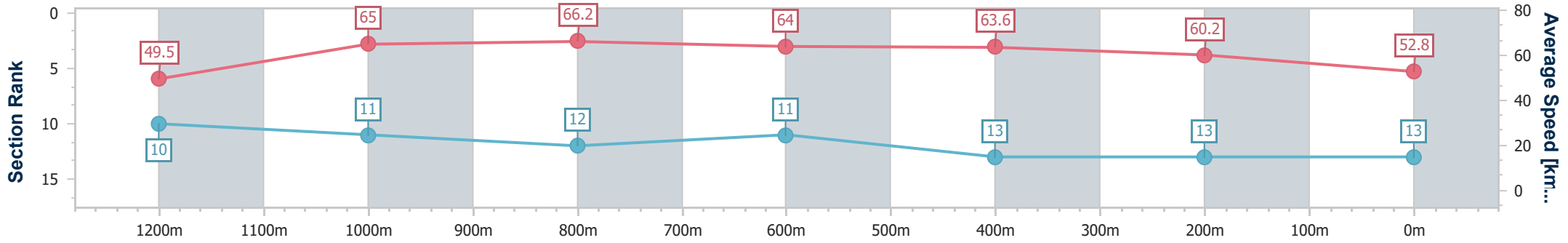


Townsville QLD Professional
 Race 8: CLUDEN PARK RACE NAME SPONSORSHIPS
 AVAILABLE RATINGS BAND 0 - 55 Handicap - 1400m



18 January 2025 - 17:26
 Track Rating: Good 3, Weather: Fine, Rail Position: +2m 1000m-
 W/Post; True Remainder

Section	Overall	1200m	1000m	800m	600m	400m	200m
Section Times	1:25.11 [13] (0:14.58)	1:10.53 [10] (0:11.09)	0:59.44 [11] (0:10.92)	0:48.52 [12] (0:11.36)	0:37.16 [11] (0:11.51)	0:25.65 [13] (0:12.07)	0:13.58 [13] (0:13.58)
Average Speed [km/h]	49.5	65.0	66.2	64.0	63.6	60.2	52.8
Top Speed [km/h]	63.8	65.7	66.8	66.8	64.5	62.2	58.2
Avg. Dist. to Rail [m]	4.3	0.5	1.6	2.2	3.2	5.4	5.8
Avg. Stride Freq. [Hz]	2.3	2.4	2.4	2.4	2.3	2.3	2.2
Avg. Stride Length [m]	6.5	7.1	7.1	7.2	7.2	7.0	6.6



- [] Ranking at each section and finish
- .-.- No data available at this section
- NA No data available