



# Townsville QLD Professional

## Race 7: LONE WOLF SECURITY BENCHMARK 62 Handicap - 1400m

18 January 2025 - 16:46



Track Rating: Good 3, Weather: Fine, Rail Position: +2m 1000m-W/Post; True Remainder

Section											Last 600m		
Field Times											0:35.38		
	Overall	1200m	1000m	800m	600m	400m							
	1:22.42 (0:13.68)	1:08.74 (0:10.82)	0:57.92 (0:11.15)	0:46.77 (0:11.39)	0:35.38 (0:11.68)	0:23.70 (0:11.67)							
Rank	TAB	Horse/Jockey	Barrier	Top Speed [km/h]	Fastest Section							Distance Travelled [m]	
1	1	<b>KING'S HALO</b> Ryan Wiggins	5	67.7 1200m	0:10.90 1200m	1:22.42 [1] (0:13.71)	1:08.71 [2] (0:10.90)	0:57.81 [3] (0:11.33)	0:46.48 [3] (0:11.30)	0:35.18 [3] (0:11.52)	0:23.66 [3] (0:11.65)	0:35.18	
2	5	<b>AIDENABET</b> Chelsea Jokic	8	69.1 1200m	0:10.67 1200m	1:22.45 [2] (0:13.83)	1:08.62 [4] (0:10.67)	0:57.95 [1] (0:11.15)	0:46.80 [1] (0:11.40)	0:35.40 [2] (0:11.68)	0:23.72 [2] (0:11.66)	0:35.40	-13
3	3	<b>FANG IT</b> Graham Kliese	4	66.6 1000m	0:11.10 1200m	1:22.89 [3] (0:14.11)	1:08.78 [7] (0:11.10)	0:57.68 [8] (0:11.26)	0:46.42 [8] (0:11.22)	0:35.20 [8] (0:11.51)	0:23.69 [8] (0:11.64)	0:35.20	-3
4	8	<b>PRINCE AKEEM</b> Wanderson D'Avila	6	67.2 1200m	0:11.05 1200m	1:22.91 [4] (0:14.14)	1:08.77 [8] (0:11.05)	0:57.72 [7] (0:11.24)	0:46.48 [7] (0:11.17)	0:35.31 [7] (0:11.44)	0:23.87 [6] (0:11.64)	0:35.31	-5
5	2	<b>MAJESTICS REQUEST</b> Nathan Thomas	3	68.1 1200m	0:11.02 1200m	1:23.19 [5] (0:13.78)	1:09.41 [3] (0:11.02)	0:58.39 [4] (0:11.24)	0:47.15 [4] (0:11.27)	0:35.88 [4] (0:11.59)	0:24.29 [4] (0:11.84)	0:35.88	-3
6	6	<b>ILZOOMYA</b> Tyler Leslight	2	67.8 1200m	0:10.90 1200m	1:23.25 [6] (0:13.68)	1:09.57 [1] (0:10.90)	0:58.67 [2] (0:11.09)	0:47.58 [2] (0:11.37)	0:36.21 [1] (0:11.68)	0:24.53 [1] (0:11.94)	0:36.21	-1
7	10	<b>SHE'S REWARDING</b> Chris Meehan	9	68.3 1000m	0:10.84 1200m	1:23.27 [7] (0:14.02)	1:09.25 [6] (0:10.84)	0:58.41 [5] (0:11.20)	0:47.21 [5] (0:11.33)	0:35.88 [5] (0:11.59)	0:24.29 [5] (0:11.86)	0:35.88	+3
8	4	<b>FINSCEAL</b> Gabrielle Semmens	7	66.5 800m	0:11.11 1000m	1:23.36 [8] (0:14.45)	1:08.91 [9] (0:11.14)	0:57.77 [9] (0:11.11)	0:46.66 [9] (0:11.13)	0:35.53 [9] (0:11.38)	0:24.15 [9] (0:11.67)	0:35.53	-4
9	7	<b>PLATINUM FIELD</b> Adam Sewell	1	66.4 1200m	0:11.11 1200m	1:24.06 [9] (0:13.88)	1:10.18 [5] (0:11.11)	0:59.07 [6] (0:11.14)	0:47.93 [6] (0:11.43)	0:36.50 [6] (0:11.61)	0:24.89 [7] (0:11.97)	0:36.50	-3

Scratched: Disonic (#9)

[ ] Ranking at each section and finish  
 -:-:- No data available at this section  
 NA No data available

SCN Saddle cloth number  
 DNF Did not finish  
 DNT Did not track



# Townsville QLD Professional

## Race 7: LONE WOLF SECURITY BENCHMARK 62 Handicap - 1400m

18 January 2025 - 16:46



Track Rating: Good 3, Weather: Fine, Rail Position: +2m 1000m-W/Post; True Remainder

Section				200m				Last 600m	
Field Times				0:12.03 (0:12.03)				0:35.38	
Rank	TAB	Horse/Jockey	Barrier	Top Speed [km/h]	Fastest Section	Margin			Distance Travelled [m]
1	1	<b>KING'S HALO</b> Ryan Wiggins	5	67.7 1200m	0:10.90 1200m	0:12.01 [2] (0:12.01)	1:22.42		0:35.18
2	5	<b>AIDENABET</b> Chelsea Jokic	8	69.1 1200m	0:10.67 1200m	0:12.06 [1] (0:12.06)	0.19L		0:35.40 -13
3	3	<b>FANG IT</b> Graham Kliese	4	66.6 1000m	0:11.10 1200m	0:12.05 [7] (0:12.05)	2.78L		0:35.20 -3
4	8	<b>PRINCE AKEEM</b> Wanderson D'Avila	6	67.2 1200m	0:11.05 1200m	0:12.23 [4] (0:12.23)	2.87L		0:35.31 -5
5	2	<b>MAJESTICS REQUEST</b> Nathan Thomas	3	68.1 1200m	0:11.02 1200m	0:12.45 [5] (0:12.45)	4.54L		0:35.88 -3
6	6	<b>ILZOOMYA</b> Tyler Leslight	2	67.8 1200m	0:10.90 1200m	0:12.59 [3] (0:12.59)	4.87L		0:36.21 -1
7	10	<b>SHE'S REWARDING</b> Chris Meehan	9	68.3 1000m	0:10.84 1200m	0:12.43 [6] (0:12.43)	5L		0:35.88 +3
8	4	<b>FINSCEAL</b> Gabrielle Semmens	7	66.5 800m	0:11.11 1000m	0:12.48 [8] (0:12.48)	5.57L		0:35.53 -4
9	7	<b>PLATINUM FIELD</b> Adam Sewell	1	66.4 1200m	0:11.11 1200m	0:12.92 [9] (0:12.92)	9.63L		0:36.50 -3

Scratched: Disonic (#9)

[ ] Ranking at each section and finish  
 -:-:- No data available at this section  
 NA No data available

SCN Saddle cloth number  
 DNF Did not finish  
 DNT Did not track



Horse/Jockey Name	King's Halo
Final Rank	1
Fastest Section Time (Section)	0:10.90 (1200m)
Top Speed [km/h] (Section)	67.7 (1200m)
Race State	Finished



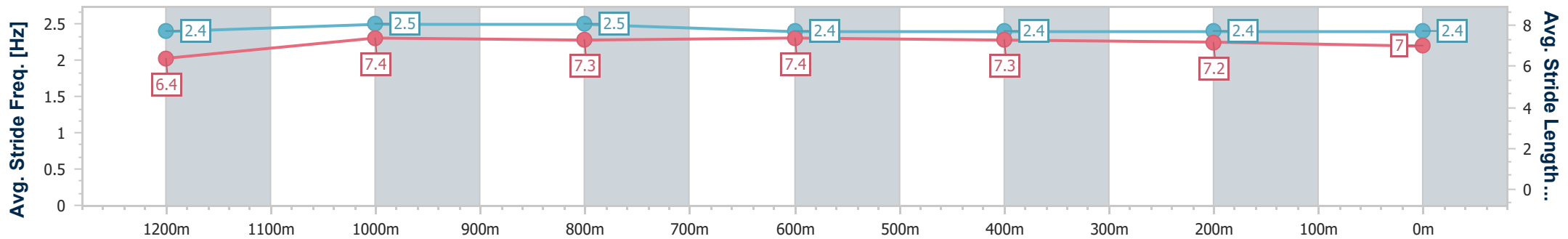
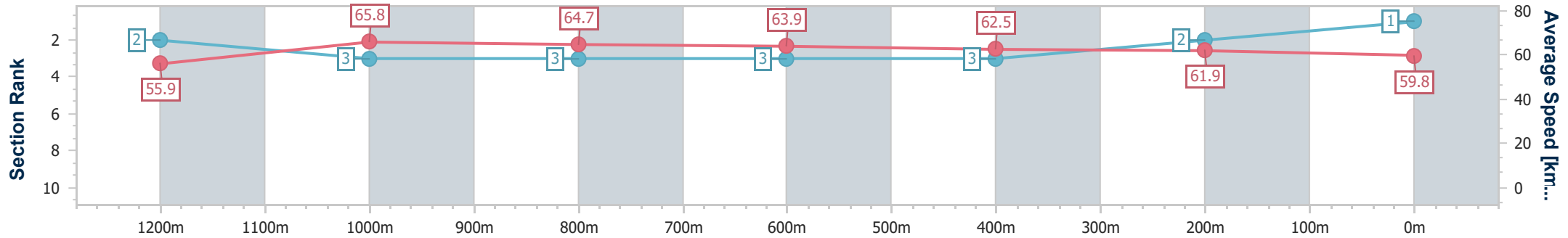
Townsville QLD Professional  
Race 7: LONE WOLF SECURITY BENCHMARK 62 Handicap - 1400m

18 January 2025 - 16:46

Track Rating: Good 3, Weather: Fine, Rail Position: +2m 1000m-W/Post; True Remainder



Section	Overall	1200m	1000m	800m	600m	400m	200m
Section Times	1:22.42 [1] (0:13.71)	1:08.71 [2] (0:10.90)	0:57.81 [3] (0:11.33)	0:46.48 [3] (0:11.30)	0:35.18 [3] (0:11.52)	0:23.66 [3] (0:11.65)	0:12.01 [2] (0:12.01)
Average Speed [km/h]	55.9	65.8	64.7	63.9	62.5	61.9	59.8
Top Speed [km/h]	67.0	67.7	66.2	65.3	65.3	63.6	63.4
Avg. Dist. to Rail [m]	6.8	3.2	2.9	0.7	0.6	1.2	1.9
Avg. Stride Freq. [Hz]	2.4	2.5	2.5	2.4	2.4	2.4	2.4
Avg. Stride Length [m]	6.4	7.4	7.3	7.4	7.3	7.2	7.0



- [ ] Ranking at each section and finish
- .-.- No data available at this section
- NA No data available



Horse/Jockey Name	Aidenabet
Final Rank	2
Fastest Section Time (Section)	0:10.67 (1200m)
Top Speed [km/h] (Section)	69.1 (1200m)
Race State	Finished



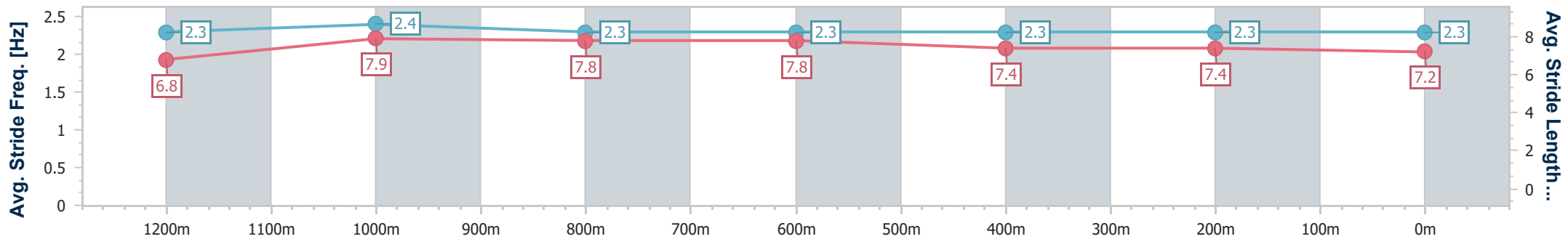
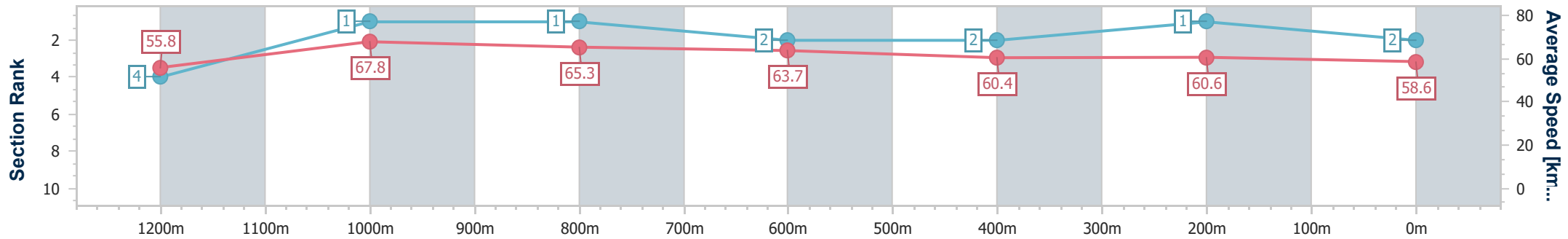
Townsville QLD Professional  
Race 7: LONE WOLF SECURITY BENCHMARK 62 Handicap - 1400m

18 January 2025 - 16:46

Track Rating: Good 3, Weather: Fine, Rail Position: +2m 1000m-W/Post; True Remainder



Section	Overall	1200m	1000m	800m	600m	400m	200m
Section Times	1:22.45 [2] (0:13.83)	1:08.62 [4] (0:10.67)	0:57.95 [1] (0:11.15)	0:46.80 [1] (0:11.40)	0:35.40 [2] (0:11.68)	0:23.72 [2] (0:11.66)	0:12.06 [1] (0:12.06)
Average Speed [km/h]	55.8	67.8	65.3	63.7	60.4	60.6	58.6
Top Speed [km/h]	66.6	69.1	69.0	65.0	64.4	63.2	62.6
Avg. Dist. to Rail [m]	8.7	2.5	0.8	0.8	1.7	2.0	1.3
Avg. Stride Freq. [Hz]	2.3	2.4	2.3	2.3	2.3	2.3	2.3
Avg. Stride Length [m]	6.8	7.9	7.8	7.8	7.4	7.4	7.2



- [ ] Ranking at each section and finish
- .-.- No data available at this section
- NA No data available



Horse/Jockey Name	Fang It
Final Rank	3
Fastest Section Time (Section)	0:11.10 (1200m)
Top Speed [km/h] (Section)	66.6 (1000m)
Race State	Finished



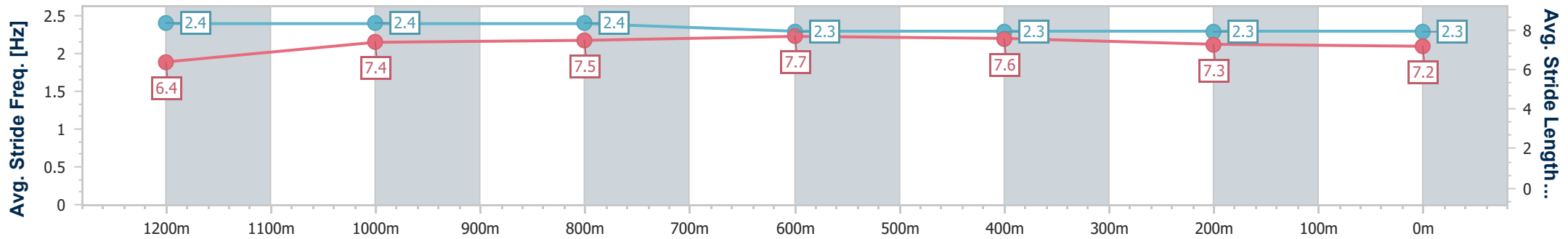
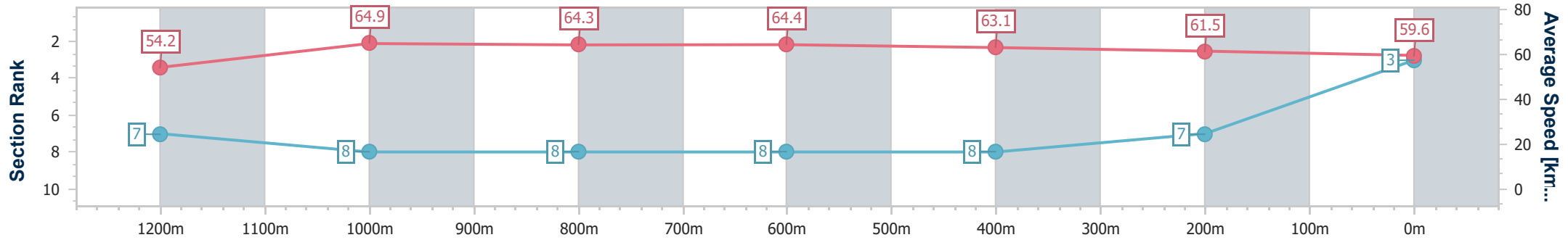
Townsville QLD Professional  
Race 7: LONE WOLF SECURITY BENCHMARK 62 Handicap - 1400m

18 January 2025 - 16:46

Track Rating: Good 3, Weather: Fine, Rail Position: +2m 1000m-W/Post; True Remainder



Section	Overall	1200m	1000m	800m	600m	400m	200m
Section Times	1:22.89 [3] (0:14.11)	1:08.78 [7] (0:11.10)	0:57.68 [8] (0:11.26)	0:46.42 [8] (0:11.22)	0:35.20 [8] (0:11.51)	0:23.69 [8] (0:11.64)	0:12.05 [7] (0:12.05)
Average Speed [km/h]	54.2	64.9	64.3	64.4	63.1	61.5	59.6
Top Speed [km/h]	64.0	66.4	66.6	65.8	65.2	63.4	62.8
Avg. Dist. to Rail [m]	5.3	0.9	1.2	0.7	1.0	4.0	6.1
Avg. Stride Freq. [Hz]	2.4	2.4	2.4	2.3	2.3	2.3	2.3
Avg. Stride Length [m]	6.4	7.4	7.5	7.7	7.6	7.3	7.2



- [ ] Ranking at each section and finish
- .-.- No data available at this section
- NA No data available



Horse/Jockey Name	Prince Akeem
Final Rank	4
Fastest Section Time (Section)	0:11.05 (1200m)
Top Speed [km/h] (Section)	67.2 (1200m)
Race State	Finished



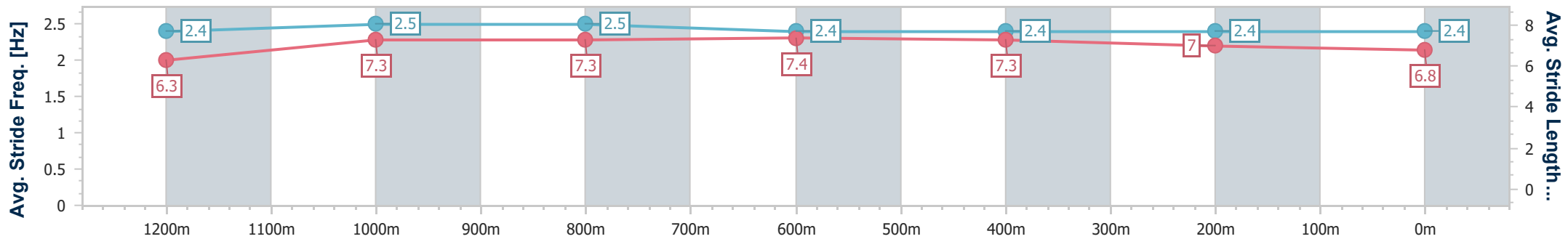
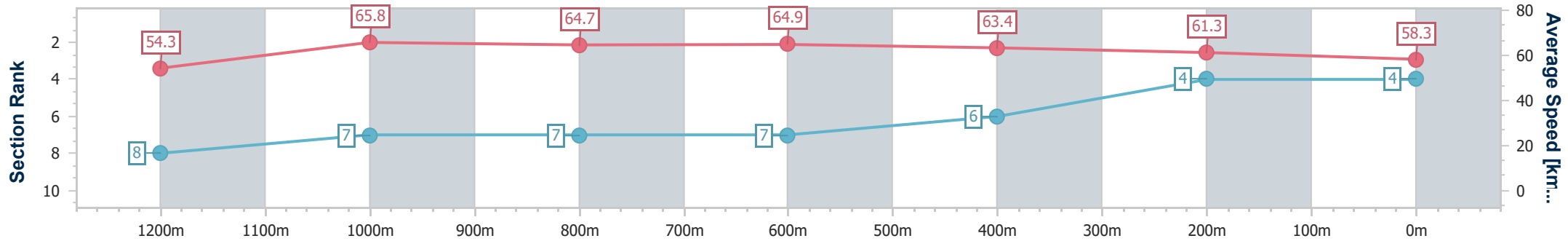
Townsville QLD Professional  
Race 7: LONE WOLF SECURITY BENCHMARK 62 Handicap - 1400m

18 January 2025 - 16:46

Track Rating: Good 3, Weather: Fine, Rail Position: +2m 1000m-W/Post; True Remainder



Section	Overall	1200m	1000m	800m	600m	400m	200m							
Section Times	1:22.91 [4] (0:14.14)	1:08.77 [8] (0:11.05)	0:57.72 [7] (0:11.24)	0:46.48 [7] (0:11.17)	0:35.31 [7] (0:11.44)	0:23.87 [6] (0:11.64)	0:12.23 [4] (0:12.23)							
Average Speed [km/h]	54.3	65.8	64.7	64.9	63.4	61.3	58.3							
Top Speed [km/h]	64.4	67.2	67.2	66.6	66.0	63.6	63.0							
Avg. Dist. to Rail [m]	7.1	1.8	1.1	1.1	1.5	4.7	5.1							
Avg. Stride Freq. [Hz]	2.4	2.5	2.5	2.4	2.4	2.4	2.4							
Avg. Stride Length [m]	6.3	7.3	7.3	7.4	7.3	7.0	6.8							



- [ ] Ranking at each section and finish
- .-.- No data available at this section
- NA No data available



Horse/Jockey Name	Majestics Request
Final Rank	5
Fastest Section Time (Section)	0:11.02 (1200m)
Top Speed [km/h] (Section)	68.1 (1200m)
Race State	Finished



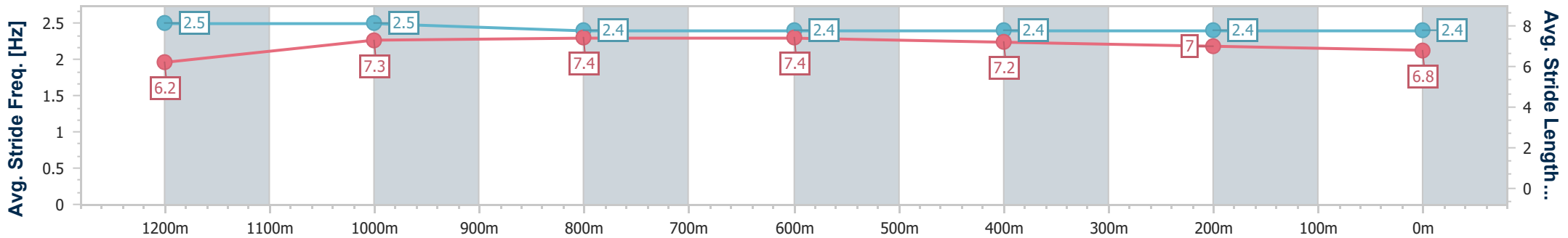
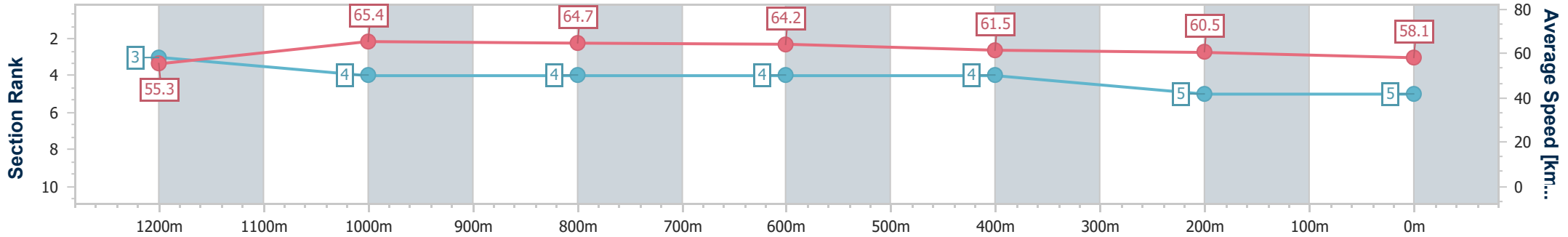
Townsville QLD Professional  
Race 7: LONE WOLF SECURITY BENCHMARK 62 Handicap - 1400m

18 January 2025 - 16:46

Track Rating: Good 3, Weather: Fine, Rail Position: +2m 1000m-W/Post; True Remainder



Section	Overall	1200m	1000m	800m	600m	400m	200m							
Section Times	1:23.19 [5] (0:13.78)	1:09.41 [3] (0:11.02)	0:58.39 [4] (0:11.24)	0:47.15 [4] (0:11.27)	0:35.88 [4] (0:11.59)	0:24.29 [4] (0:11.84)	0:12.45 [5] (0:12.45)							
Average Speed [km/h]	55.3	65.4	64.7	64.2	61.5	60.5	58.1							
Top Speed [km/h]	66.8	68.1	66.2	65.4	64.8	63.0	62.3							
Avg. Dist. to Rail [m]	5.6	2.2	1.4	0.4	0.3	1.9	1.9							
Avg. Stride Freq. [Hz]	2.5	2.5	2.4	2.4	2.4	2.4	2.4							
Avg. Stride Length [m]	6.2	7.3	7.4	7.4	7.2	7.0	6.8							



- [ ] Ranking at each section and finish
- .-.- No data available at this section
- NA No data available



Horse/Jockey Name	Ilzoomya
Final Rank	6
Fastest Section Time (Section)	0:10.90 (1200m)
Top Speed [km/h] (Section)	67.8 (1200m)
Race State	Finished



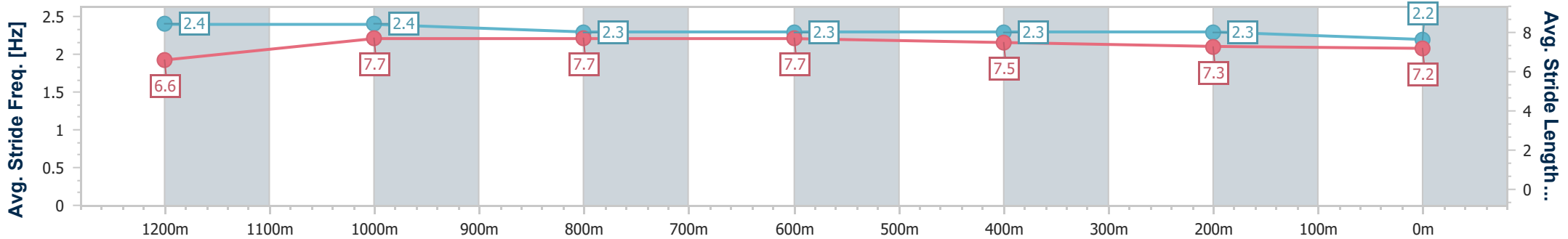
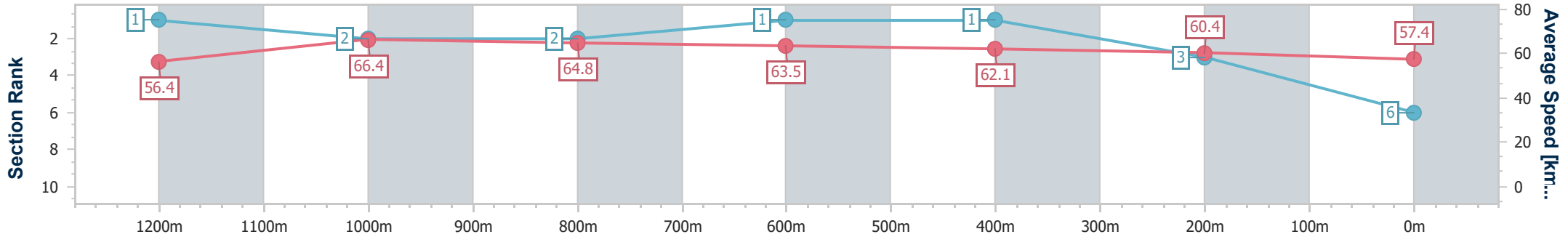
Townsville QLD Professional  
Race 7: LONE WOLF SECURITY BENCHMARK 62 Handicap - 1400m

18 January 2025 - 16:46

Track Rating: Good 3, Weather: Fine, Rail Position: +2m 1000m-W/Post; True Remainder



Section	Overall	1200m	1000m	800m	600m	400m	200m							
Section Times	1:23.25 [6] (0:13.68)	1:09.57 [1] (0:10.90)	0:58.67 [2] (0:11.09)	0:47.58 [2] (0:11.37)	0:36.21 [1] (0:11.68)	0:24.53 [1] (0:11.94)	0:12.59 [3] (0:12.59)							
Average Speed [km/h]	56.4	66.4	64.8	63.5	62.1	60.4	57.4							
Top Speed [km/h]	66.8	67.8	67.8	64.6	64.6	61.9	60.7							
Avg. Dist. to Rail [m]	3.9	1.2	0.9	0.2	0.2	0.3	0.7							
Avg. Stride Freq. [Hz]	2.4	2.4	2.3	2.3	2.3	2.3	2.2							
Avg. Stride Length [m]	6.6	7.7	7.7	7.7	7.5	7.3	7.2							



- [ ] Ranking at each section and finish
- .-.- No data available at this section
- NA No data available





Horse/Jockey Name	She's Rewarding
Final Rank	7
Fastest Section Time (Section)	0:10.84 (1200m)
Top Speed [km/h] (Section)	68.3 (1000m)
Race State	Finished



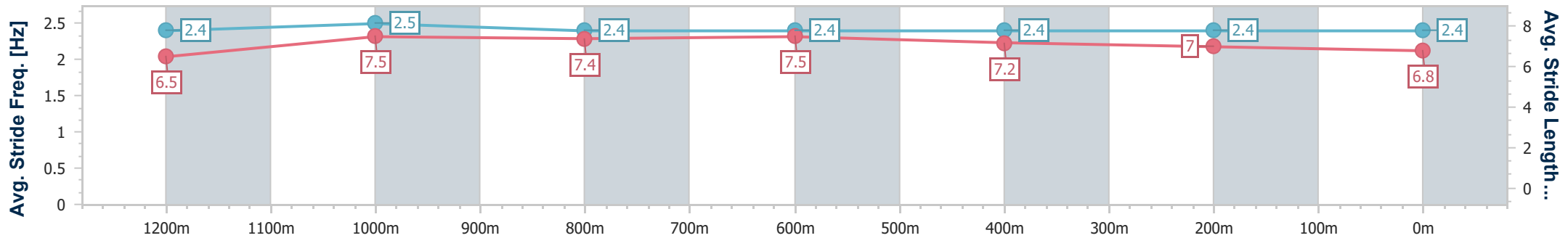
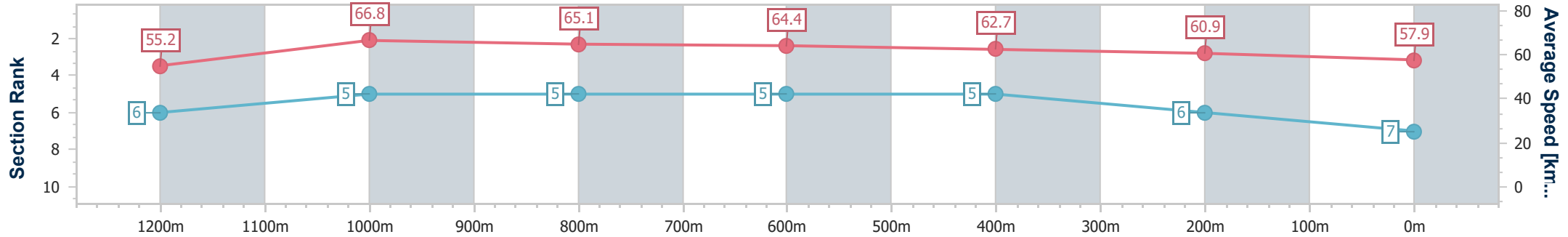
Townsville QLD Professional  
Race 7: LONE WOLF SECURITY BENCHMARK 62 Handicap - 1400m

18 January 2025 - 16:46

Track Rating: Good 3, Weather: Fine, Rail Position: +2m 1000m-W/Post; True Remainder



Section	Overall	1200m	1000m	800m	600m	400m	200m							
Section Times	1:23.27 [7] (0:14.02)	1:09.25 [6] (0:10.84)	0:58.41 [5] (0:11.20)	0:47.21 [5] (0:11.33)	0:35.88 [5] (0:11.59)	0:24.29 [5] (0:11.86)	0:12.43 [6] (0:12.43)							
Average Speed [km/h]	55.2	66.8	65.1	64.4	62.7	60.9	57.9							
Top Speed [km/h]	65.6	68.3	68.3	66.1	65.2	62.4	61.4							
Avg. Dist. to Rail [m]	10.5	2.8	1.6	1.2	1.1	3.5	4.8							
Avg. Stride Freq. [Hz]	2.4	2.5	2.4	2.4	2.4	2.4	2.4							
Avg. Stride Length [m]	6.5	7.5	7.4	7.5	7.2	7.0	6.8							



- [ ] Ranking at each section and finish
- .-.- No data available at this section
- NA No data available



Horse/Jockey Name	Finsceal
Final Rank	8
Fastest Section Time (Section)	0:11.11 (1000m)
Top Speed [km/h] (Section)	66.5 (800m)
Race State	Finished



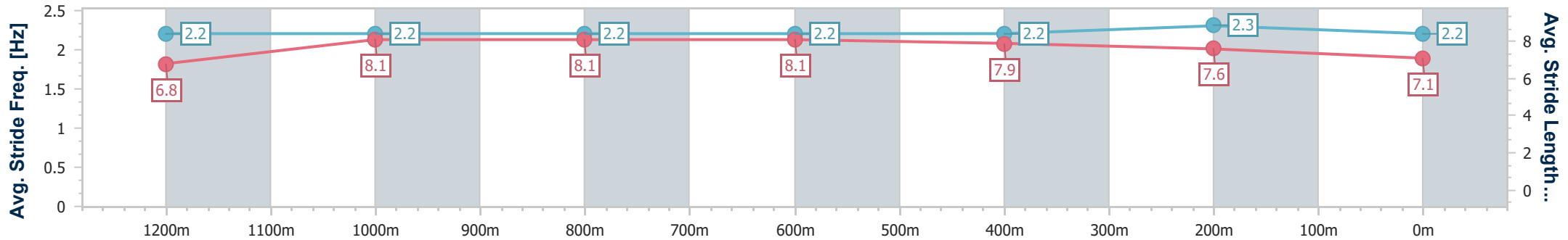
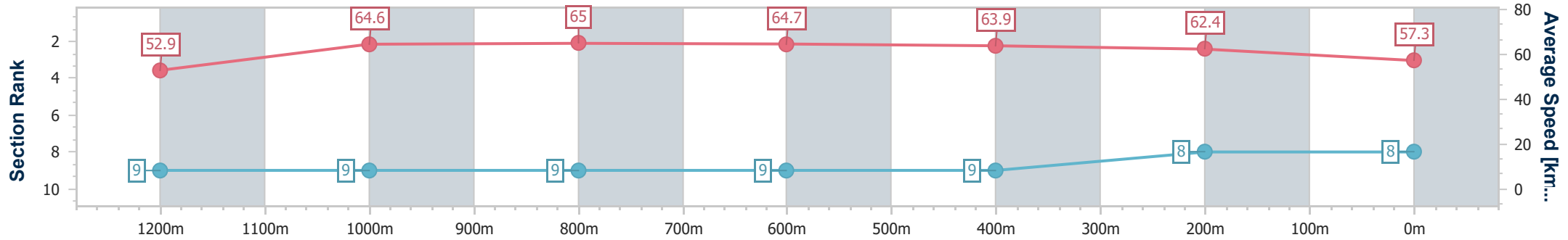
Townsville QLD Professional  
Race 7: LONE WOLF SECURITY BENCHMARK 62 Handicap - 1400m

18 January 2025 - 16:46

Track Rating: Good 3, Weather: Fine, Rail Position: +2m 1000m-W/Post; True Remainder



Section	Overall	1200m	1000m	800m	600m	400m	200m							
Section Times	1:23.36 [8] (0:14.45)	1:08.91 [9] (0:11.14)	0:57.77 [9] (0:11.11)	0:46.66 [9] (0:11.13)	0:35.53 [9] (0:11.38)	0:24.15 [9] (0:11.67)	0:12.48 [8] (0:12.48)							
Average Speed [km/h]	52.9	64.6	65.0	64.7	63.9	62.4	57.3							
Top Speed [km/h]	64.1	66.4	66.3	66.5	66.1	64.1	62.7							
Avg. Dist. to Rail [m]	6.4	1.4	0.9	1.0	2.1	6.2	8.1							
Avg. Stride Freq. [Hz]	2.2	2.2	2.2	2.2	2.2	2.3	2.2							
Avg. Stride Length [m]	6.8	8.1	8.1	8.1	7.9	7.6	7.1							



- [ ] Ranking at each section and finish
- .-.- No data available at this section
- NA No data available



Horse/Jockey Name	Platinum Field
Final Rank	9
Fastest Section Time (Section)	0:11.11 (1200m)
Top Speed [km/h] (Section)	66.4 (1200m)
Race State	Finished



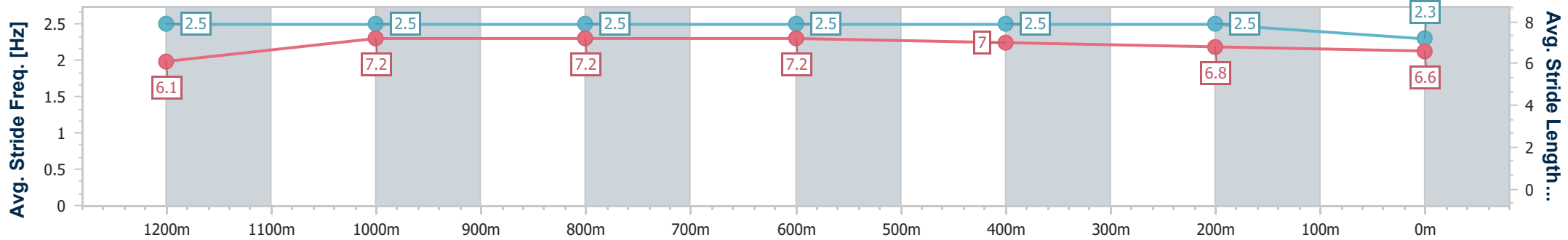
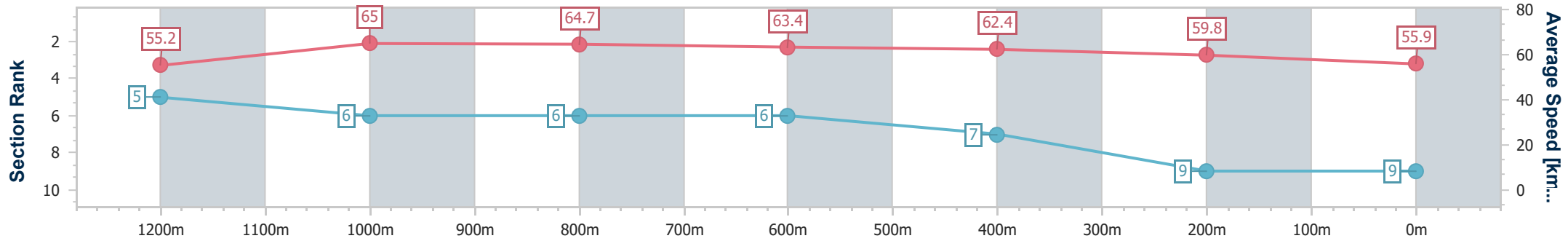
Townsville QLD Professional  
Race 7: LONE WOLF SECURITY BENCHMARK 62 Handicap - 1400m

18 January 2025 - 16:46

Track Rating: Good 3, Weather: Fine, Rail Position: +2m 1000m-W/Post; True Remainder



Section	Overall	1200m	1000m	800m	600m	400m	200m
Section Times	1:24.06 [9] (0:13.88)	1:10.18 [5] (0:11.11)	0:59.07 [6] (0:11.14)	0:47.93 [6] (0:11.43)	0:36.50 [6] (0:11.61)	0:24.89 [7] (0:11.97)	0:12.92 [9] (0:12.92)
Average Speed [km/h]	55.2	65.0	64.7	63.4	62.4	59.8	55.9
Top Speed [km/h]	66.4	66.4	66.4	64.9	65.2	62.4	60.8
Avg. Dist. to Rail [m]	1.7	0.9	1.2	0.3	0.6	2.9	4.2
Avg. Stride Freq. [Hz]	2.5	2.5	2.5	2.5	2.5	2.5	2.3
Avg. Stride Length [m]	6.1	7.2	7.2	7.2	7.0	6.8	6.6



- [ ] Ranking at each section and finish
- .-.- No data available at this section
- NA No data available