



Townsville QLD Professional

Race 5: NQ LICENSED EVENTS Class 3 Handicap - 1000m



18 January 2025 - 15:25

Track Rating: Good 3, Weather: Fine, Rail Position: +2m 1000m-W/Post; True Remainder

Section				Overall	800m	600m	400m	200m	Last 600m				
Field Times				0:56.20 (0:12.95)	0:43.25 (0:10.25)	0:33.00 (0:10.50)	0:22.50 (0:10.88)	0:11.62 (0:11.62)	0:33.00				
Rank	TAB	Horse/Jockey	Barrier	Top Speed [km/h]	Fastest Section	Margin						Distance Travelled [m]	
1	4	BOOMING LAD Gabrielle Semmens	3	71.1 800m	0:10.26 800m	0:56.20 [1] (0:12.95)	0:43.25 [1] (0:10.26)	0:32.99 [2] (0:10.49)	0:22.50 [1] (0:10.88)	0:11.62 [1] (0:11.62)	0:56.20	0:32.99	
2	5	YAMABUSHI Tyler Leslight	6	71.5 800m	0:10.10 800m	0:56.32 [2] (0:13.32)	0:43.00 [5] (0:10.10)	0:32.90 [4] (0:10.57)	0:22.33 [2] (0:10.82)	0:11.51 [2] (0:11.51)	0.71L	0:32.90	+2
3	2	NOLAN Ashley Butler	9	71.2 800m	0:10.29 800m	0:56.37 [3] (0:13.36)	0:43.01 [6] (0:10.29)	0:32.72 [6] (0:10.57)	0:22.15 [5] (0:10.85)	0:11.30 [4] (0:11.30)	1.01L	0:32.72	+5
4	6	WICKLOW LASS Wanderson D'Avila	7	71.5 800m	0:10.36 800m	0:56.41 [4] (0:13.02)	0:43.39 [2] (0:10.36)	0:33.03 [3] (0:10.76)	0:22.27 [3] (0:10.92)	0:11.35 [3] (0:11.35)	1.23L	0:33.03	+11
5	8	CRAICARO Adrian Layt	5	73.0 800m	0:10.19 800m	0:56.63 [5] (0:13.62)	0:43.01 [8] (0:10.19)	0:32.82 [8] (0:10.63)	0:22.19 [7] (0:10.77)	0:11.42 [5] (0:11.42)	2.55L	0:32.82	+5
6	3	HANGIN' AROUND Ryan Wiggins	8	70.4 800m	0:10.35 800m	0:56.90 [6] (0:13.42)	0:43.48 [7] (0:10.35)	0:33.13 [7] (0:10.68)	0:22.45 [8] (0:10.94)	0:11.51 [8] (0:11.51)	4.14L	0:33.13	+2
7	7	KING RUPERT Rob Thorburn	2	70.2 800m	0:10.38 800m	0:57.10 [7] (0:13.18)	0:43.92 [4] (0:10.38)	0:33.54 [5] (0:10.80)	0:22.74 [6] (0:10.97)	0:11.77 [6] (0:11.77)	5.31L	0:33.54	+2
8	9	DIVINE HUNTER Chelsea Jokic	1	68.7 800m	0:10.45 800m	0:57.35 [8] (0:13.74)	0:43.61 [9] (0:10.45)	0:33.16 [9] (0:10.70)	0:22.46 [9] (0:10.95)	0:11.51 [9] (0:11.51)	6.78L	0:33.16	-1
9	1	MORPHEUS BRAGI Adam Sewell	4	71.9 800m	0:10.16 800m	0:57.48 [9] (0:13.04)	0:44.44 [3] (0:10.16)	0:34.28 [1] (0:10.95)	0:23.33 [4] (0:11.23)	0:12.10 [7] (0:12.10)	7.55L	0:34.28	+6

Scratched: Mr Kobo (#10)

[] Ranking at each section and finish
 -:-:- No data available at this section
 NA No data available

SCN Saddle cloth number
 DNF Did not finish
 DNT Did not track



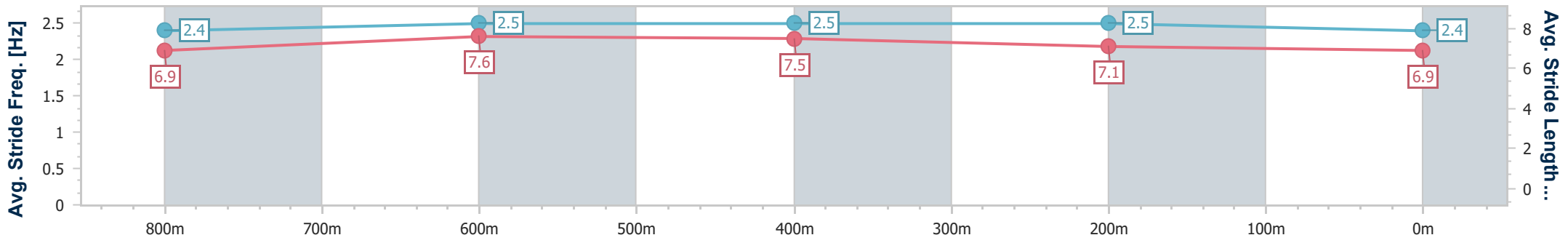
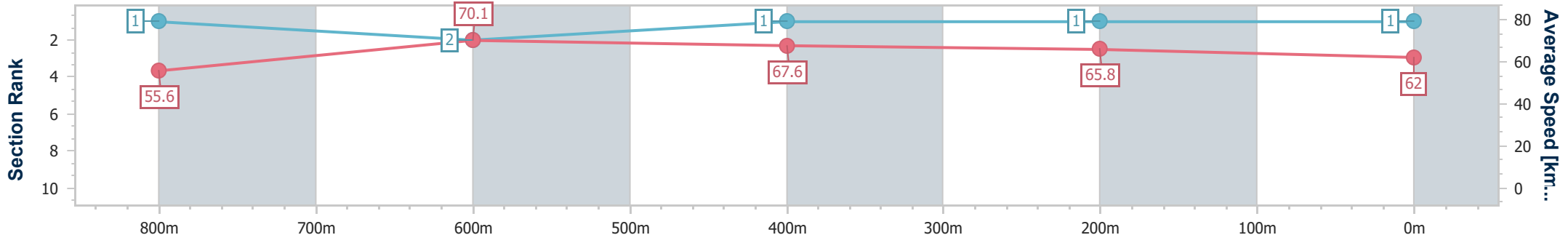
Horse/Jockey Name	Booming Lad
Final Rank	1
Fastest Section Time (Section)	0:10.26 (800m)
Top Speed [km/h] (Section)	71.1 (800m)
Race State	Finished



Townsville QLD Professional
Race 5: NQ LICENSED EVENTS Class 3 Handicap - 1000m
 18 January 2025 - 15:25
 Track Rating: Good 3, Weather: Fine, Rail Position: +2m 1000m-
 W/Post; True Remainder



Section	Overall	800m	600m	400m	200m
Section Times	0:56.20 [1] (0:12.95)	0:43.25 [1] (0:10.26)	0:32.99 [2] (0:10.49)	0:22.50 [1] (0:10.88)	0:11.62 [1] (0:11.62)
Average Speed [km/h]	55.6	70.1	67.6	65.8	62.0
Top Speed [km/h]	70.3	71.1	68.8	67.0	64.6
Avg. Dist. to Rail [m]	4.5	1.3	3.0	2.1	1.9
Avg. Stride Freq. [Hz]	2.4	2.5	2.5	2.5	2.4
Avg. Stride Length [m]	6.9	7.6	7.5	7.1	6.9



- [] Ranking at each section and finish
- .-.- No data available at this section
- NA No data available



Horse/Jockey Name	Yamabushi
Final Rank	2
Fastest Section Time (Section)	0:10.10 (800m)
Top Speed [km/h] (Section)	71.5 (800m)
Race State	Finished



Townsville QLD Professional

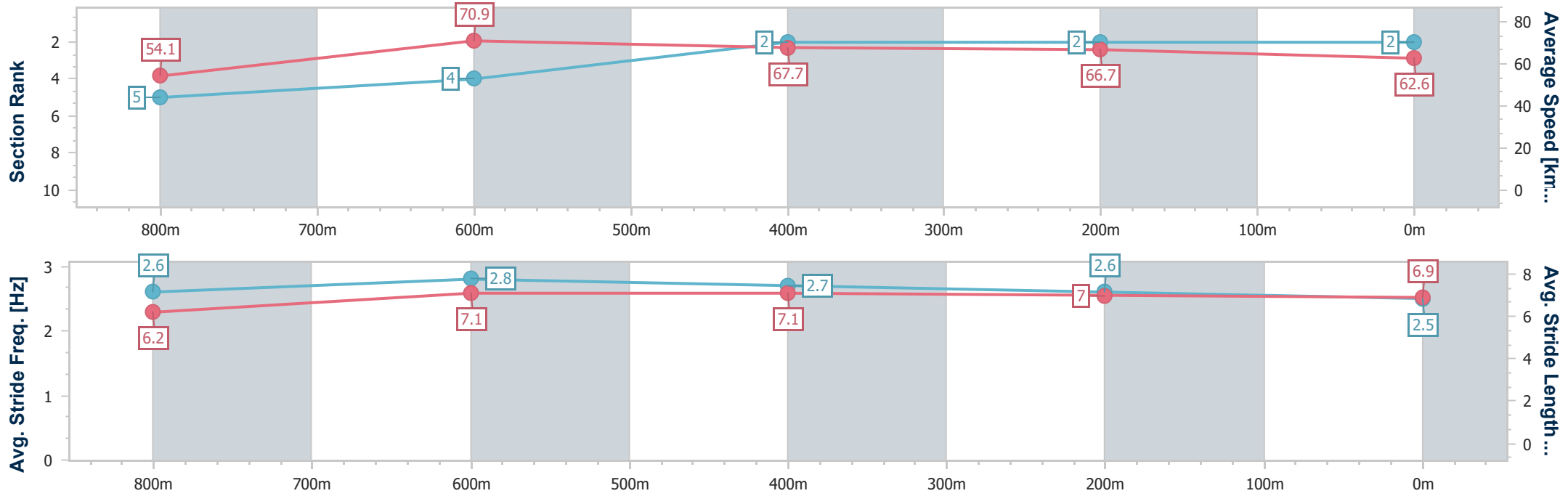
Race 5: NQ LICENSED EVENTS Class 3 Handicap - 1000m

18 January 2025 - 15:25

Track Rating: Good 3, Weather: Fine, Rail Position: +2m 1000m-W/Post; True Remainder



Section	Overall	800m	600m	400m	200m
Section Times	0:56.32 [2] (0:13.32)	0:43.00 [5] (0:10.10)	0:32.90 [4] (0:10.57)	0:22.33 [2] (0:10.82)	0:11.51 [2] (0:11.51)
Average Speed [km/h]	54.1	70.9	67.7	66.7	62.6
Top Speed [km/h]	70.8	71.5	70.4	67.8	65.4
Avg. Dist. to Rail [m]	2.9	1.4	0.8	1.4	3.2
Avg. Stride Freq. [Hz]	2.6	2.8	2.7	2.6	2.5
Avg. Stride Length [m]	6.2	7.1	7.1	7.0	6.9



- [] Ranking at each section and finish
- .-.- No data available at this section
- NA No data available



Horse/Jockey Name	Nolan
Final Rank	3
Fastest Section Time (Section)	0:10.29 (800m)
Top Speed [km/h] (Section)	71.2 (800m)
Race State	Finished



Townsville QLD Professional

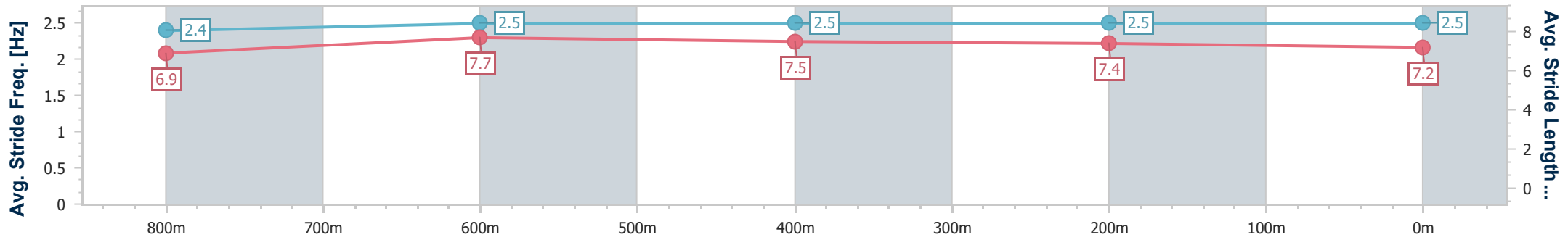
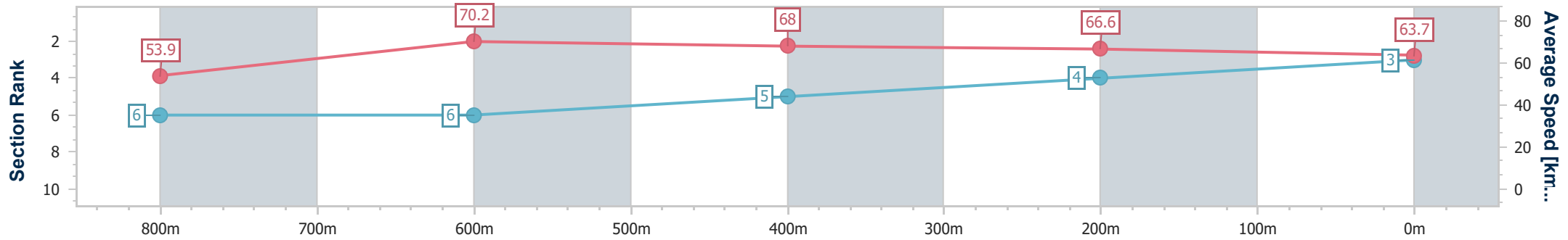
Race 5: NQ LICENSED EVENTS Class 3 Handicap - 1000m

18 January 2025 - 15:25

Track Rating: Good 3, Weather: Fine, Rail Position: +2m 1000m-W/Post; True Remainder



Section	Overall	800m	600m	400m	200m
Section Times	0:56.37 [3] (0:13.36)	0:43.01 [6] (0:10.29)	0:32.72 [6] (0:10.57)	0:22.15 [5] (0:10.85)	0:11.30 [4] (0:11.30)
Average Speed [km/h]	53.9	70.2	68.0	66.6	63.7
Top Speed [km/h]	70.4	71.2	69.8	67.1	66.1
Avg. Dist. to Rail [m]	7.6	1.3	0.4	1.9	4.0
Avg. Stride Freq. [Hz]	2.4	2.5	2.5	2.5	2.5
Avg. Stride Length [m]	6.9	7.7	7.5	7.4	7.2



- [] Ranking at each section and finish
- .-.- No data available at this section
- NA No data available



Horse/Jockey Name	Wicklow Lass
Final Rank	4
Fastest Section Time (Section)	0:10.36 (800m)
Top Speed [km/h] (Section)	71.5 (800m)
Race State	Finished



Townsville QLD Professional

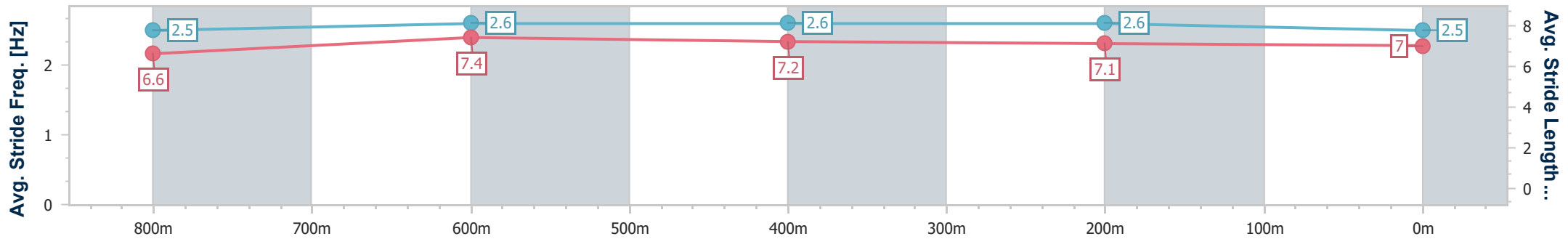
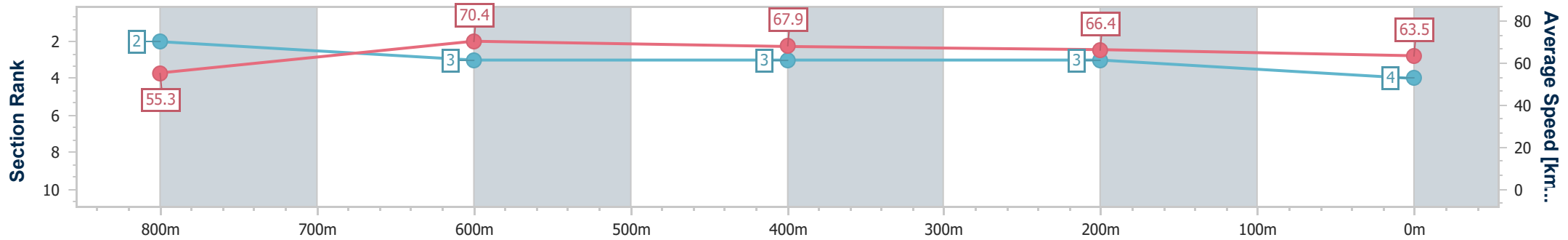
Race 5: NQ LICENSED EVENTS Class 3 Handicap - 1000m

18 January 2025 - 15:25

Track Rating: Good 3, Weather: Fine, Rail Position: +2m 1000m-W/Post; True Remainder



Section	Overall	800m	600m	400m	200m
Section Times	0:56.41 [4] (0:13.02)	0:43.39 [2] (0:10.36)	0:33.03 [3] (0:10.76)	0:22.27 [3] (0:10.92)	0:11.35 [3] (0:11.35)
Average Speed [km/h]	55.3	70.4	67.9	66.4	63.5
Top Speed [km/h]	71.3	71.5	70.8	67.6	66.6
Avg. Dist. to Rail [m]	6.5	3.6	3.2	5.3	7.0
Avg. Stride Freq. [Hz]	2.5	2.6	2.6	2.6	2.5
Avg. Stride Length [m]	6.6	7.4	7.2	7.1	7.0



- [] Ranking at each section and finish
- .-.- No data available at this section
- NA No data available



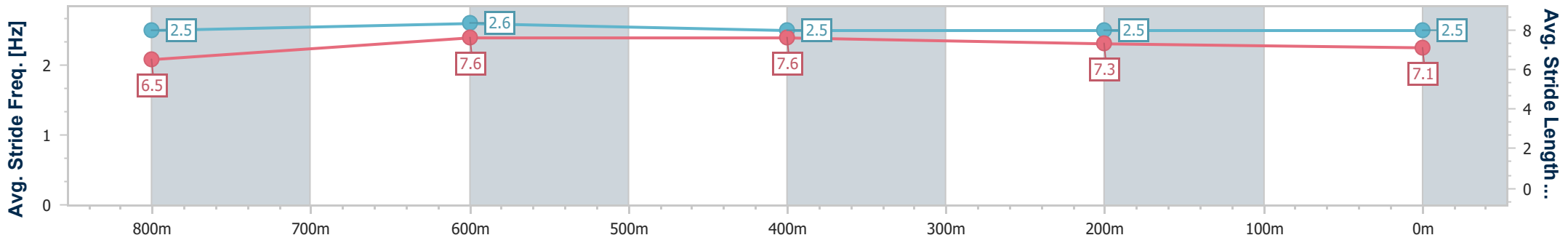
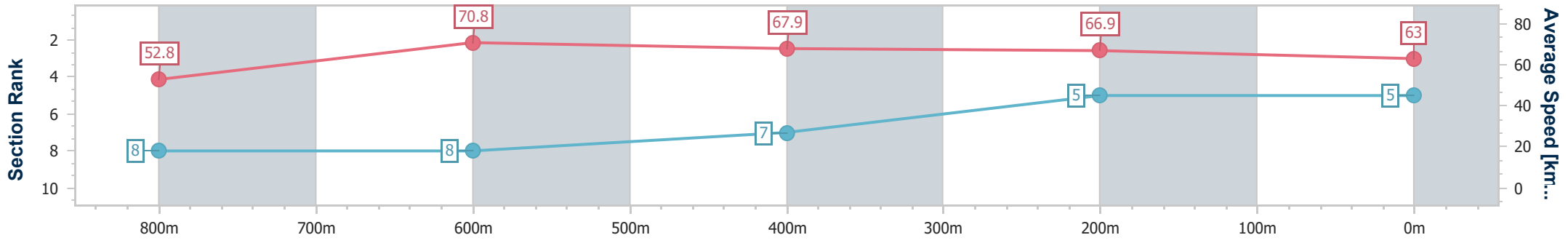
Horse/Jockey Name	Craicaro
Final Rank	5
Fastest Section Time (Section)	0:10.19 (800m)
Top Speed [km/h] (Section)	73.0 (800m)
Race State	Finished



Townsville QLD Professional
 Race 5: NQ LICENSED EVENTS Class 3 Handicap - 1000m
 18 January 2025 - 15:25
 Track Rating: Good 3, Weather: Fine, Rail Position: +2m 1000m-
 W/Post; True Remainder



Section	Overall	800m	600m	400m	200m
Section Times	0:56.63 [5] (0:13.62)	0:43.01 [8] (0:10.19)	0:32.82 [8] (0:10.63)	0:22.19 [7] (0:10.77)	0:11.42 [5] (0:11.42)
Average Speed [km/h]	52.8	70.8	67.9	66.9	63.0
Top Speed [km/h]	70.3	73.0	69.5	67.7	66.5
Avg. Dist. to Rail [m]	2.8	1.2	0.6	3.3	8.1
Avg. Stride Freq. [Hz]	2.5	2.6	2.5	2.5	2.5
Avg. Stride Length [m]	6.5	7.6	7.6	7.3	7.1



- [] Ranking at each section and finish
- .-.- No data available at this section
- NA No data available



Horse/Jockey Name	Hangin' Around
Final Rank	6
Fastest Section Time (Section)	0:10.35 (800m)
Top Speed [km/h] (Section)	70.4 (800m)
Race State	Finished



Townsville QLD Professional

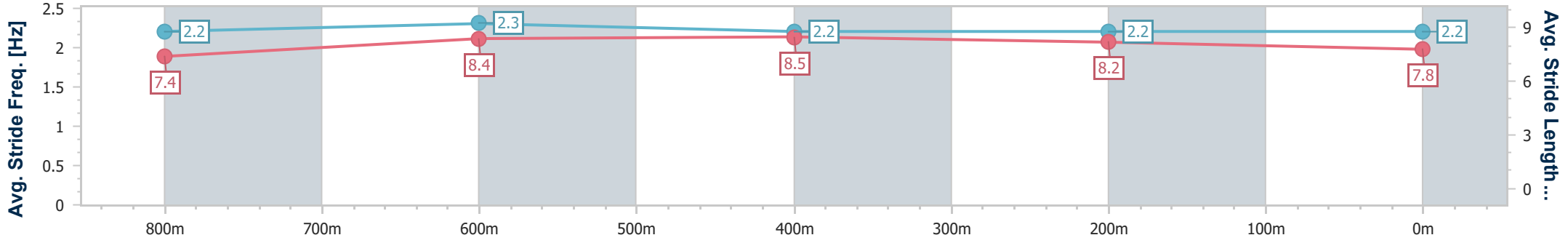
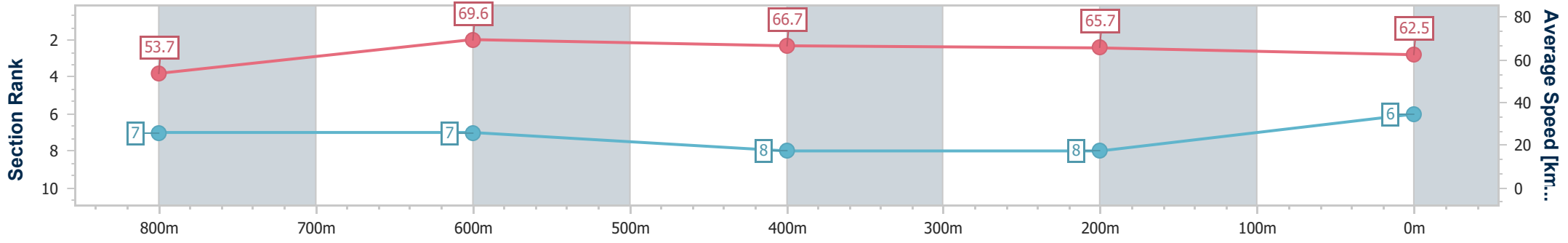
Race 5: NQ LICENSED EVENTS Class 3 Handicap - 1000m

18 January 2025 - 15:25

Track Rating: Good 3, Weather: Fine, Rail Position: +2m 1000m-W/Post; True Remainder



Section	Overall	800m	600m	400m	200m
Section Times	0:56.90 [6] (0:13.42)	0:43.48 [7] (0:10.35)	0:33.13 [7] (0:10.68)	0:22.45 [8] (0:10.94)	0:11.51 [8] (0:11.51)
Average Speed [km/h]	53.7	69.6	66.7	65.7	62.5
Top Speed [km/h]	68.3	70.4	68.8	66.7	66.2
Avg. Dist. to Rail [m]	6.6	1.5	1.8	0.9	1.3
Avg. Stride Freq. [Hz]	2.2	2.3	2.2	2.2	2.2
Avg. Stride Length [m]	7.4	8.4	8.5	8.2	7.8



- [] Ranking at each section and finish
- .-.- No data available at this section
- NA No data available



Horse/Jockey Name	King Rupert
Final Rank	7
Fastest Section Time (Section)	0:10.38 (800m)
Top Speed [km/h] (Section)	70.2 (800m)
Race State	Finished



Townsville QLD Professional

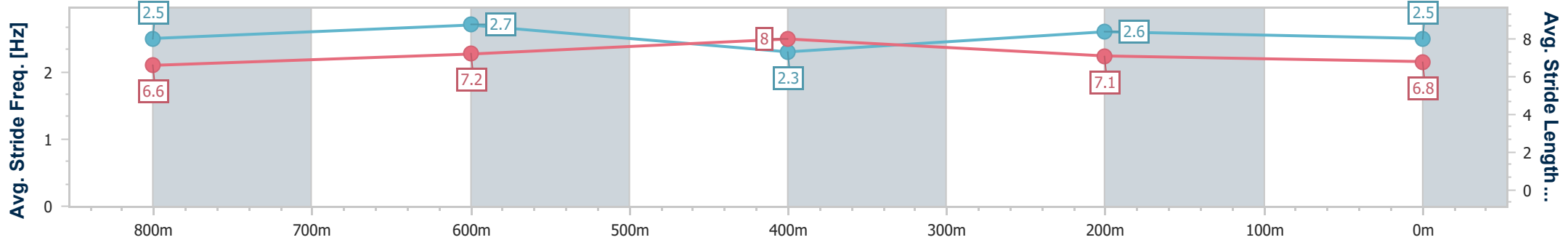
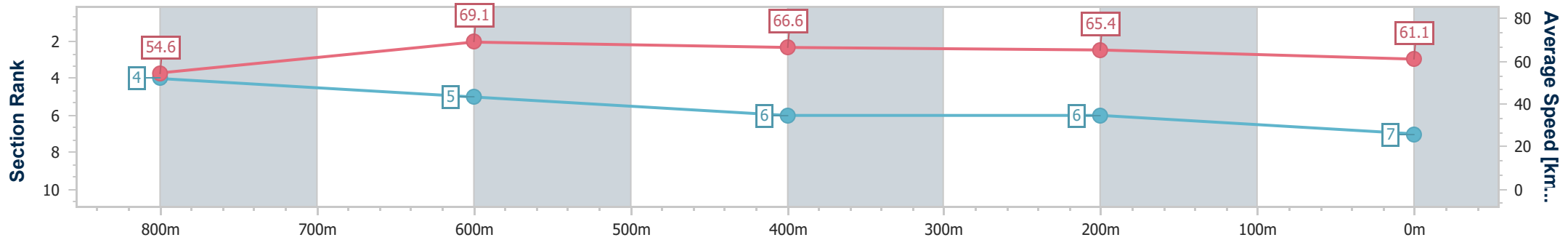
Race 5: NQ LICENSED EVENTS Class 3 Handicap - 1000m

18 January 2025 - 15:25

Track Rating: Good 3, Weather: Fine, Rail Position: +2m 1000m-W/Post; True Remainder



Section	Overall	800m	600m	400m	200m
Section Times	0:57.10 [7] (0:13.18)	0:43.92 [4] (0:10.38)	0:33.54 [5] (0:10.80)	0:22.74 [6] (0:10.97)	0:11.77 [6] (0:11.77)
Average Speed [km/h]	54.6	69.1	66.6	65.4	61.1
Top Speed [km/h]	70.2	70.2	68.8	66.8	64.0
Avg. Dist. to Rail [m]	1.5	0.6	0.6	0.8	0.2
Avg. Stride Freq. [Hz]	2.5	2.7	2.3	2.6	2.5
Avg. Stride Length [m]	6.6	7.2	8.0	7.1	6.8



- [] Ranking at each section and finish
- .-.- No data available at this section
- NA No data available



Horse/Jockey Name	Divine Hunter
Final Rank	8
Fastest Section Time (Section)	0:10.45 (800m)
Top Speed [km/h] (Section)	68.7 (800m)
Race State	Finished



Townsville QLD Professional

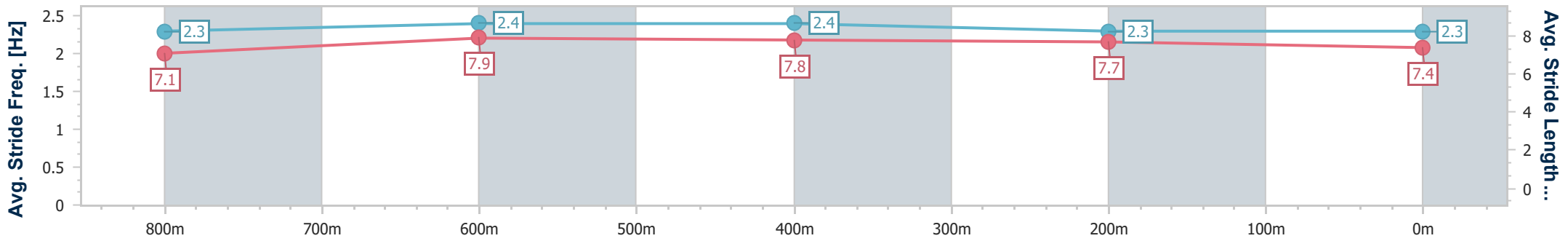
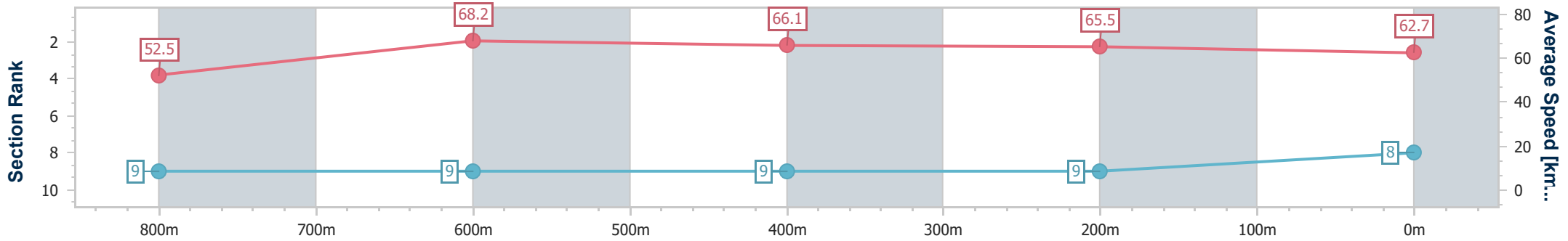
Race 5: NQ LICENSED EVENTS Class 3 Handicap - 1000m

18 January 2025 - 15:25

Track Rating: Good 3, Weather: Fine, Rail Position: +2m 1000m-W/Post; True Remainder



Section	Overall	800m	600m	400m	200m
Section Times	0:57.35 [8] (0:13.74)	0:43.61 [9] (0:10.45)	0:33.16 [9] (0:10.70)	0:22.46 [9] (0:10.95)	0:11.51 [9] (0:11.51)
Average Speed [km/h]	52.5	68.2	66.1	65.5	62.7
Top Speed [km/h]	67.5	68.7	68.3	66.7	65.5
Avg. Dist. to Rail [m]	1.0	2.5	3.3	1.3	4.9
Avg. Stride Freq. [Hz]	2.3	2.4	2.4	2.3	2.3
Avg. Stride Length [m]	7.1	7.9	7.8	7.7	7.4



- [] Ranking at each section and finish
- .-.- No data available at this section
- NA No data available



Horse/Jockey Name	Morpheus Bragi
Final Rank	9
Fastest Section Time (Section)	0:10.16 (800m)
Top Speed [km/h] (Section)	71.9 (800m)
Race State	Finished



Townsville QLD Professional

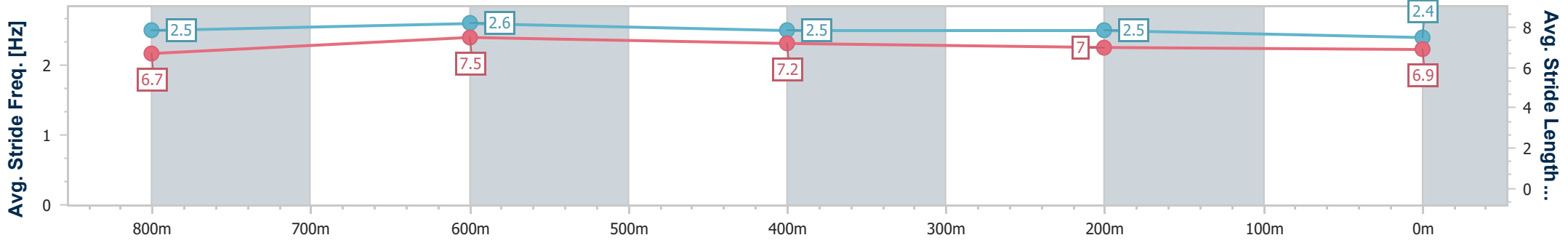
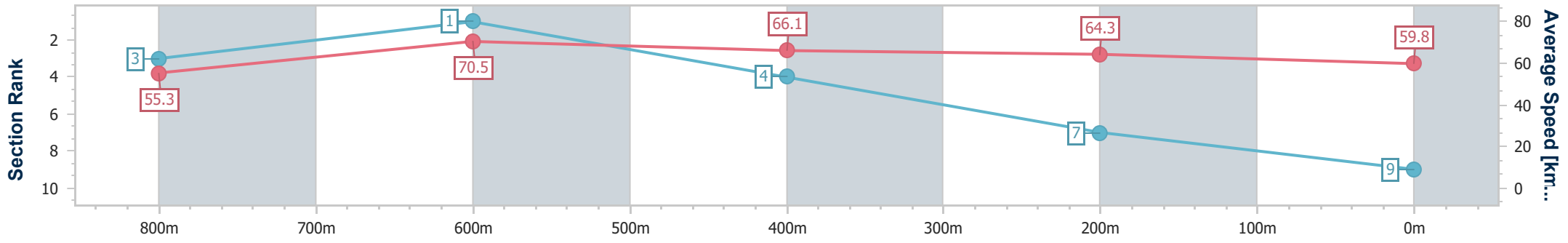
Race 5: NQ LICENSED EVENTS Class 3 Handicap - 1000m

18 January 2025 - 15:25

Track Rating: Good 3, Weather: Fine, Rail Position: +2m 1000m-W/Post; True Remainder



Section	Overall	800m	600m	400m	200m
Section Times	0:57.48 [9] (0:13.04)	0:44.44 [3] (0:10.16)	0:34.28 [1] (0:10.95)	0:23.33 [4] (0:11.23)	0:12.10 [7] (0:12.10)
Average Speed [km/h]	55.3	70.5	66.1	64.3	59.8
Top Speed [km/h]	71.4	71.9	70.6	65.4	63.2
Avg. Dist. to Rail [m]	0.9	0.6	1.0	1.6	3.8
Avg. Stride Freq. [Hz]	2.5	2.6	2.5	2.5	2.4
Avg. Stride Length [m]	6.7	7.5	7.2	7.0	6.9



- [] Ranking at each section and finish
- .-.- No data available at this section
- NA No data available