



# Townsville QLD Professional

## Race 4: RENEW YOUR 2025 CLUB MEMBERSHIP Class 6 Handicap - 1609m

18 January 2025 - 14:49



Track Rating: Good 3, Weather: Fine, Rail Position: +2m 1000m-W/Post; True Remainder

Section		Overall	1400m	1200m	1000m	800m	600m	400m	Last 600m				
Field Times		1:35.79 (0:14.66)	1:21.13 (0:11.56)	1:09.57 (0:11.70)	0:57.87 (0:11.57)	0:46.30 (0:11.14)	0:35.16 (0:11.15)	0:24.01 (0:11.75)	0:35.16				
Rank	TAB Horse/Jockey	Barrier	Top Speed [km/h]	Fastest Section									Distance Travelled [m]
1	2 <b>CASTILE</b> Chelsea Jokic	6	67.0 800m	0:11.01 800m	1:35.79 [1] (0:15.59)	1:20.20 [7] (0:11.73)	1:08.47 [7] (0:11.53)	0:56.94 [7] (0:11.38)	0:45.56 [7] (0:11.01)	0:34.55 [6] (0:11.22)	0:23.33 [7] (0:11.35)	0:34.55	
2	8 <b>JOE'S GIGGLE</b> Jackson Murphy	5	67.0 800m	0:11.14 800m	1:35.97 [2] (0:15.01)	1:20.96 [3] (0:11.54)	1:09.42 [3] (0:11.70)	0:57.72 [4] (0:11.49)	0:46.23 [4] (0:11.14)	0:35.09 [4] (0:11.27)	0:23.82 [3] (0:11.54)	0:35.09	+2
3	5 <b>MR METRICS</b> Nathan Thomas	3	66.1 600m	0:11.14 800m	1:36.17 [3] (0:14.66)	1:21.51 [1] (0:11.56)	1:09.95 [1] (0:11.70)	0:58.25 [1] (0:11.57)	0:46.68 [1] (0:11.14)	0:35.54 [1] (0:11.15)	0:24.39 [1] (0:11.75)	0:35.54	-2
4	4 <b>VALENKI</b> Tyler Leslight	7	66.5 600m	0:11.12 800m	1:36.25 [4] (0:15.47)	1:20.78 [6] (0:11.52)	1:09.26 [6] (0:11.59)	0:57.67 [6] (0:11.49)	0:46.18 [5] (0:11.12)	0:35.06 [5] (0:11.24)	0:23.82 [5] (0:11.57)	0:35.06	+6
5	3 <b>EARLY THOUGHTS</b> Liv O'Donnell	9	66.1 1000m	0:11.00 800m	1:36.30 [5] (0:15.93)	1:20.37 [8] (0:11.66)	1:08.71 [8] (0:11.44)	0:57.27 [8] (0:11.27)	0:46.00 [8] (0:11.00)	0:35.00 [7] (0:11.14)	0:23.86 [6] (0:11.47)	0:35.00	-3
6	7 <b>SEALION</b> Adam Sewell	2	67.1 600m	0:11.07 600m	1:36.34 [6] (0:14.82)	1:21.52 [2] (0:11.54)	1:09.98 [2] (0:11.64)	0:58.34 [2] (0:11.55)	0:46.79 [2] (0:11.24)	0:35.55 [3] (0:11.07)	0:24.48 [2] (0:11.69)	0:35.55	+0
7	6 <b>TALONS</b> Wanderson D'Avila	4	65.8 600m	0:11.18 800m	1:36.88 [7] (0:15.27)	1:21.61 [5] (0:11.65)	1:09.96 [5] (0:11.62)	0:58.34 [5] (0:11.58)	0:46.76 [6] (0:11.18)	0:35.58 [8] (0:11.21)	0:24.37 [8] (0:11.77)	0:35.58	-7
8	9 <b>DIASONIC</b> Rob Thorburn	1	65.3 600m	0:11.17 800m	1:37.10 [8] (0:15.17)	1:21.93 [4] (0:11.41)	1:10.52 [4] (0:11.62)	0:58.90 [3] (0:11.40)	0:47.50 [3] (0:11.17)	0:36.33 [2] (0:11.47)	0:24.86 [4] (0:11.87)	0:36.33	-10

Did Not Finish: Indictment (#1)

[ ] Ranking at each section and finish  
 -:-:- No data available at this section  
 NA No data available

SCN Saddle cloth number  
 DNF Did not finish  
 DNT Did not track



**Townsville QLD Professional**  
**Race 4: RENEW YOUR 2025 CLUB MEMBERSHIP Class 6 Handicap - 1609m**  
**18 January 2025 - 14:49**



Track Rating: Good 3, Weather: Fine, Rail Position: +2m 1000m-W/Post; True Remainder

Section				200m				Last 600m	
Field Times				0:12.26 (0:12.26)				0:35.16	
Rank	TAB	Horse/Jockey	Barrier	Top Speed [km/h]	Fastest Section	Margin			Distance Travelled [m]
1	2	<b>CASTILE</b>	6	67.0	0:11.01	0:11.98 [4]	1:35.79		0:34.55
		Chelsea Jokic		800m	800m	(0:11.98)			
2	8	<b>JOE'S GIGGLE</b>	5	67.0	0:11.14	0:12.28 [3]	1.09L		0:35.09 +2
		Jackson Murphy		800m	800m	(0:12.28)			
3	5	<b>MR METRICS</b>	3	66.1	0:11.14	0:12.64 [1]	2.24L		0:35.54 -2
		Nathan Thomas		600m	800m	(0:12.64)			
4	4	<b>VALENKI</b>	7	66.5	0:11.12	0:12.25 [6]	2.76L		0:35.06 +6
		Tyler Leslight		600m	800m	(0:12.25)			
5	3	<b>EARLY THOUGHTS</b>	9	66.1	0:11.00	0:12.39 [5]	3.04L		0:35.00 -3
		Liv O'Donnell		1000m	800m	(0:12.39)			
6	7	<b>SEALION</b>	2	67.1	0:11.07	0:12.79 [2]	3.26L		0:35.55 +0
		Adam Sewell		600m	600m	(0:12.79)			
7	6	<b>TALONS</b>	4	65.8	0:11.18	0:12.60 [8]	6.46L		0:35.58 -7
		Wanderson D'Avila		600m	800m	(0:12.60)			
8	9	<b>DIASONIC</b>	1	65.3	0:11.17	0:12.99 [7]	7.72L		0:36.33 -10
		Rob Thorburn		600m	800m	(0:12.99)			

Did Not Finish: Indictment (#1)

[ ] Ranking at each section and finish  
 -:-:- No data available at this section  
 NA No data available

SCN Saddle cloth number  
 DNF Did not finish  
 DNT Did not track



Horse/Jockey Name	Castile
Final Rank	1
Fastest Section Time (Section)	0:11.01 (800m)
Top Speed [km/h] (Section)	67.0 (800m)
Race State	Finished



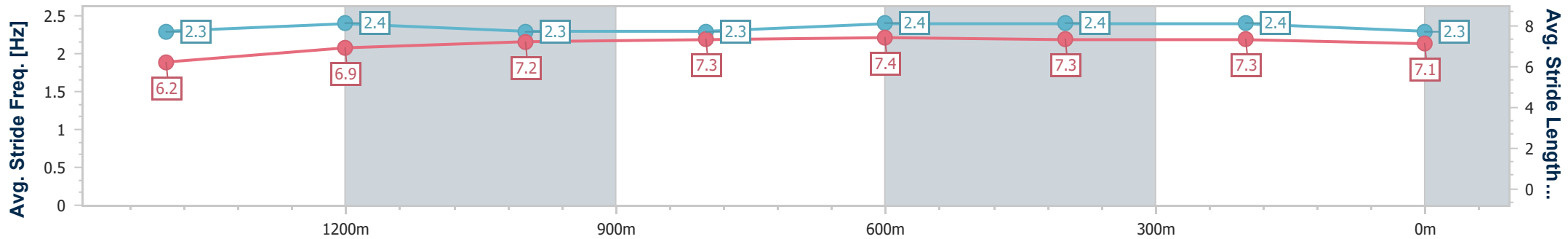
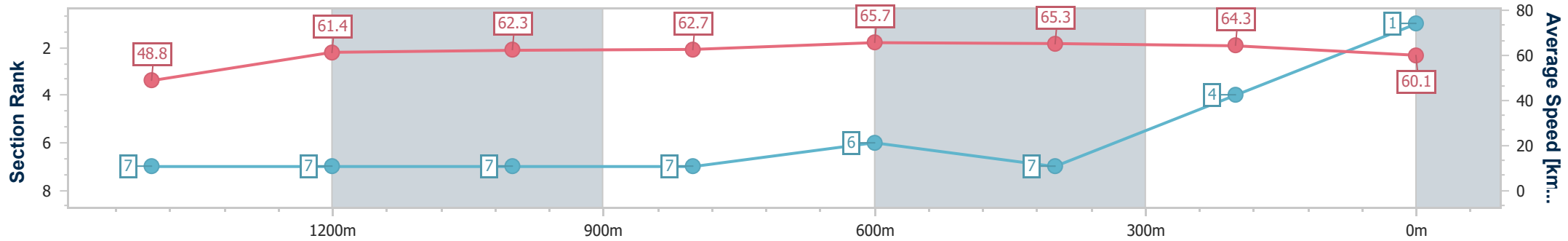
Townsville QLD Professional  
Race 4: RENEW YOUR 2025 CLUB MEMBERSHIP Class 6  
Handicap - 1609m

18 January 2025 - 14:49

Track Rating: Good 3, Weather: Fine, Rail Position: +2m 1000m-  
W/Post; True Remainder



Section	Overall	1400m	1200m	1000m	800m	600m	400m	200m						
Section Times	1:35.79 [1] (0:15.59)	1:20.20 [7] (0:11.73)	1:08.47 [7] (0:11.53)	0:56.94 [7] (0:11.38)	0:45.56 [7] (0:11.01)	0:34.55 [6] (0:11.22)	0:23.33 [7] (0:11.35)	0:11.98 [4] (0:11.98)						
Average Speed [km/h]	48.8	61.4	62.3	62.7	65.7	65.3	64.3	60.1						
Top Speed [km/h]	62.6	62.8	63.9	65.0	67.0	66.9	65.2	62.9						
Avg. Dist. to Rail [m]	6.2	0.3	0.8	1.1	0.8	3.8	8.2	8.5						
Avg. Stride Freq. [Hz]	2.3	2.4	2.3	2.3	2.4	2.4	2.4	2.3						
Avg. Stride Length [m]	6.2	6.9	7.2	7.3	7.4	7.3	7.3	7.1						



- [ ] Ranking at each section and finish
- .-.- No data available at this section
- NA No data available



Horse/Jockey Name	Joe's Giggle
Final Rank	2
Fastest Section Time (Section)	0:11.14 (800m)
Top Speed [km/h] (Section)	67.0 (800m)
Race State	Finished



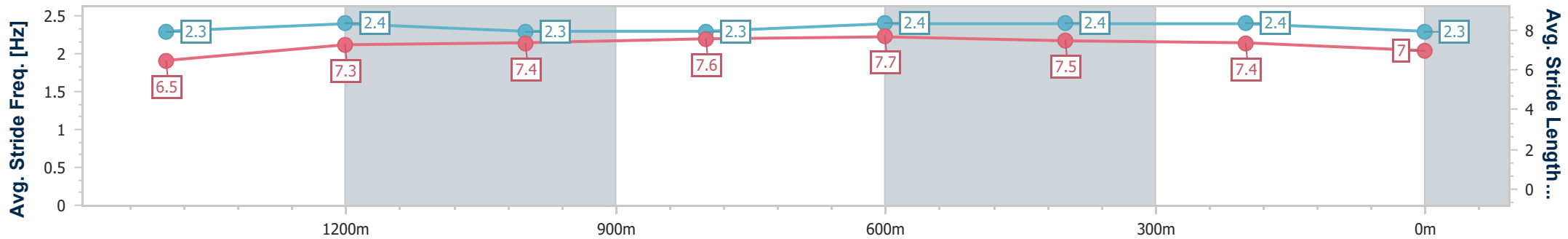
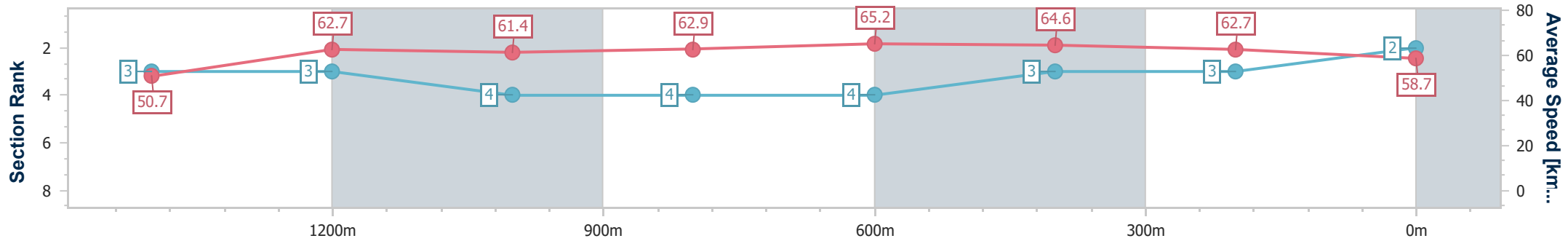
Townsville QLD Professional  
Race 4: RENEW YOUR 2025 CLUB MEMBERSHIP Class 6  
Handicap - 1609m

18 January 2025 - 14:49

Track Rating: Good 3, Weather: Fine, Rail Position: +2m 1000m-  
W/Post; True Remainder



Section	Overall	1400m	1200m	1000m	800m	600m	400m	200m						
Section Times	1:35.97 [2] (0:15.01)	1:20.96 [3] (0:11.54)	1:09.42 [3] (0:11.70)	0:57.72 [4] (0:11.49)	0:46.23 [4] (0:11.14)	0:35.09 [4] (0:11.27)	0:23.82 [3] (0:11.54)	0:12.28 [3] (0:12.28)						
Average Speed [km/h]	50.7	62.7	61.4	62.9	65.2	64.6	62.7	58.7						
Top Speed [km/h]	62.5	64.1	62.8	64.7	67.0	66.4	64.8	63.0						
Avg. Dist. to Rail [m]	5.8	1.2	0.8	1.2	1.8	2.8	3.4	4.4						
Avg. Stride Freq. [Hz]	2.3	2.4	2.3	2.3	2.4	2.4	2.4	2.3						
Avg. Stride Length [m]	6.5	7.3	7.4	7.6	7.7	7.5	7.4	7.0						



- [ ] Ranking at each section and finish
- .-.- No data available at this section
- NA No data available



Horse/Jockey Name	Mr Metrics
Final Rank	3
Fastest Section Time (Section)	0:11.14 (800m)
Top Speed [km/h] (Section)	66.1 (600m)
Race State	Finished



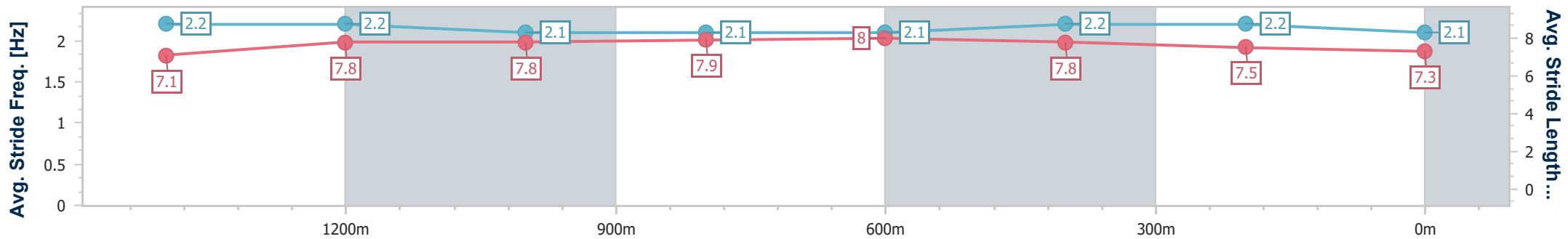
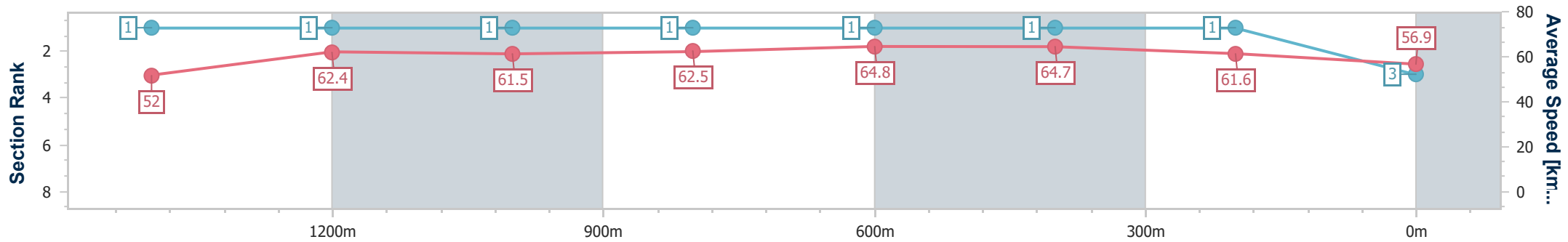
Townsville QLD Professional  
Race 4: RENEW YOUR 2025 CLUB MEMBERSHIP Class 6  
Handicap - 1609m



18 January 2025 - 14:49

Track Rating: Good 3, Weather: Fine, Rail Position: +2m 1000m-W/Post; True Remainder

Section	Overall	1400m	1200m	1000m	800m	600m	400m	200m						
Section Times	1:36.17 [3] (0:14.66)	1:21.51 [1] (0:11.56)	1:09.95 [1] (0:11.70)	0:58.25 [1] (0:11.57)	0:46.68 [1] (0:11.14)	0:35.54 [1] (0:11.15)	0:24.39 [1] (0:11.75)	0:12.64 [1] (0:12.64)						
Average Speed [km/h]	52.0	62.4	61.5	62.5	64.8	64.7	61.6	56.9						
Top Speed [km/h]	64.9	63.6	62.0	64.2	65.6	66.1	63.5	59.5						
Avg. Dist. to Rail [m]	5.9	1.1	0.8	1.0	0.7	0.7	2.3	2.3						
Avg. Stride Freq. [Hz]	2.2	2.2	2.1	2.1	2.1	2.2	2.2	2.1						
Avg. Stride Length [m]	7.1	7.8	7.8	7.9	8.0	7.8	7.5	7.3						



- [ ] Ranking at each section and finish
- .-.- No data available at this section
- NA No data available



Horse/Jockey Name	Valenki
Final Rank	4
Fastest Section Time (Section)	0:11.12 (800m)
Top Speed [km/h] (Section)	66.5 (600m)
Race State	Finished



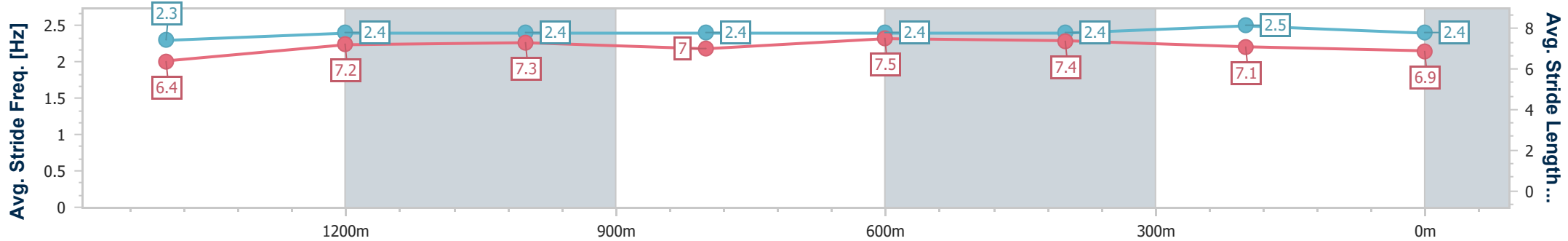
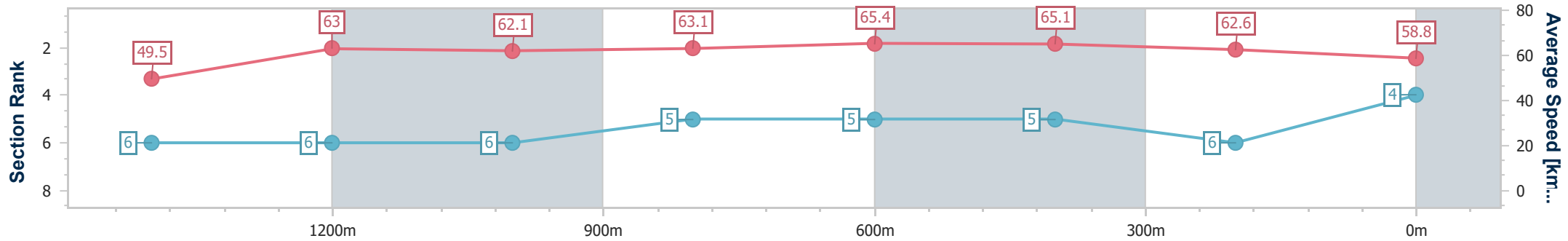
Townsville QLD Professional  
Race 4: RENEW YOUR 2025 CLUB MEMBERSHIP Class 6  
Handicap - 1609m

18 January 2025 - 14:49

Track Rating: Good 3, Weather: Fine, Rail Position: +2m 1000m-W/Post; True Remainder



Section	Overall	1400m	1200m	1000m	800m	600m	400m	200m						
Section Times	1:36.25 [4] (0:15.47)	1:20.78 [6] (0:11.52)	1:09.26 [6] (0:11.59)	0:57.67 [6] (0:11.49)	0:46.18 [5] (0:11.12)	0:35.06 [5] (0:11.24)	0:23.82 [5] (0:11.57)	0:12.25 [6] (0:12.25)						
Average Speed [km/h]	49.5	63.0	62.1	63.1	65.4	65.1	62.6	58.8						
Top Speed [km/h]	63.5	64.4	63.9	64.6	66.3	66.5	63.7	61.5						
Avg. Dist. to Rail [m]	8.7	1.9	0.5	1.5	2.3	3.3	4.8	5.8						
Avg. Stride Freq. [Hz]	2.3	2.4	2.4	2.4	2.4	2.4	2.5	2.4						
Avg. Stride Length [m]	6.4	7.2	7.3	7.0	7.5	7.4	7.1	6.9						



- [ ] Ranking at each section and finish
- .-.- No data available at this section
- NA No data available



Horse/Jockey Name	Early Thoughts
Final Rank	5
Fastest Section Time (Section)	0:11.00 (800m)
Top Speed [km/h] (Section)	66.1 (1000m)
Race State	Finished



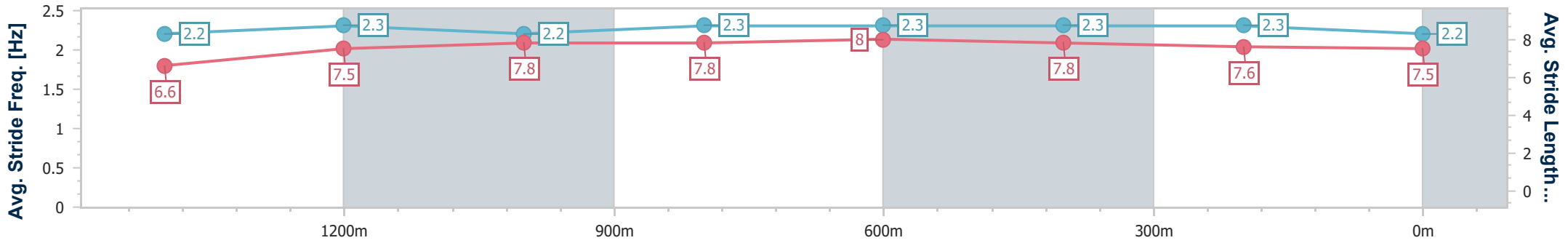
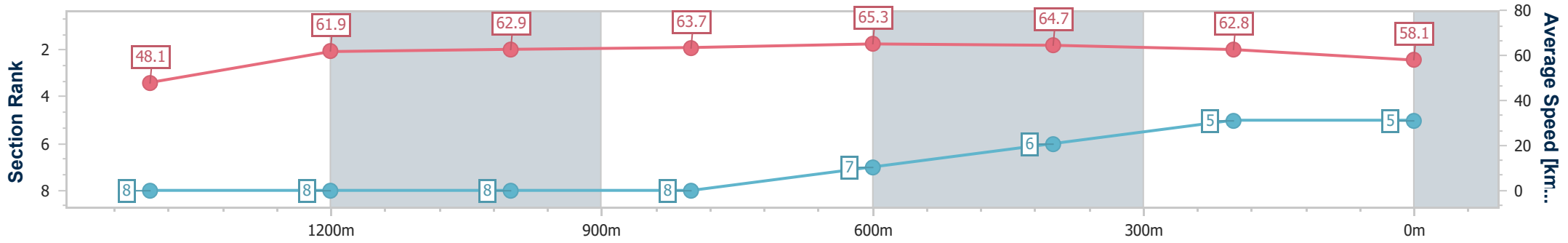
Townsville QLD Professional  
Race 4: RENEW YOUR 2025 CLUB MEMBERSHIP Class 6  
Handicap - 1609m

18 January 2025 - 14:49

Track Rating: Good 3, Weather: Fine, Rail Position: +2m 1000m-  
W/Post; True Remainder



Section	Overall	1400m	1200m	1000m	800m	600m	400m	200m						
Section Times	1:36.30 [5] (0:15.93)	1:20.37 [8] (0:11.66)	1:08.71 [8] (0:11.44)	0:57.27 [8] (0:11.27)	0:46.00 [8] (0:11.00)	0:35.00 [7] (0:11.14)	0:23.86 [6] (0:11.47)	0:12.39 [5] (0:12.39)						
Average Speed [km/h]	48.1	61.9	62.9	63.7	65.3	64.7	62.8	58.1						
Top Speed [km/h]	61.3	62.8	63.6	66.1	66.0	65.5	64.3	61.0						
Avg. Dist. to Rail [m]	9.0	0.8	0.4	0.8	0.6	0.4	2.8	4.3						
Avg. Stride Freq. [Hz]	2.2	2.3	2.2	2.3	2.3	2.3	2.3	2.2						
Avg. Stride Length [m]	6.6	7.5	7.8	7.8	8.0	7.8	7.6	7.5						



- [ ] Ranking at each section and finish
- .-.- No data available at this section
- NA No data available



Horse/Jockey Name	Sealion
Final Rank	6
Fastest Section Time (Section)	0:11.07 (600m)
Top Speed [km/h] (Section)	67.1 (600m)
Race State	Finished



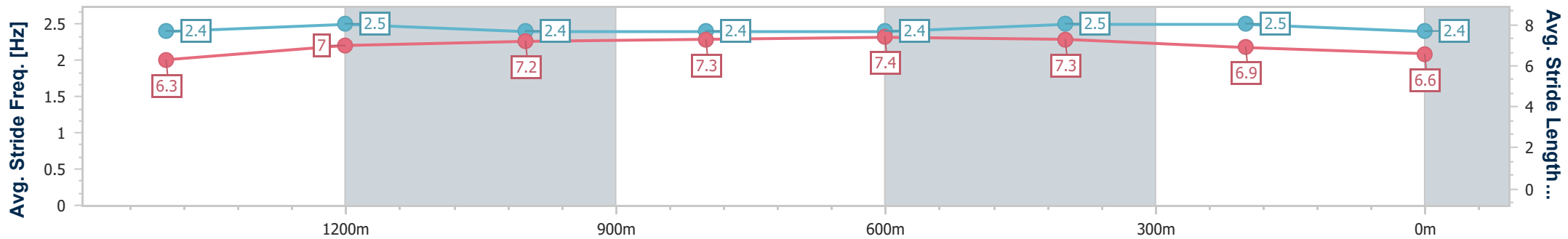
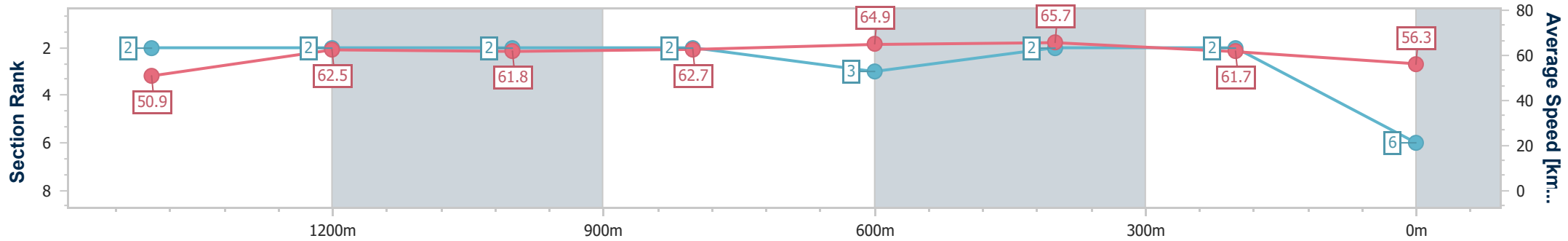
Townsville QLD Professional  
Race 4: RENEW YOUR 2025 CLUB MEMBERSHIP Class 6  
Handicap - 1609m



18 January 2025 - 14:49

Track Rating: Good 3, Weather: Fine, Rail Position: +2m 1000m-  
W/Post; True Remainder

Section	Overall	1400m	1200m	1000m	800m	600m	400m	200m						
Section Times	1:36.34 [6] (0:14.82)	1:21.52 [2] (0:11.54)	1:09.98 [2] (0:11.64)	0:58.34 [2] (0:11.55)	0:46.79 [2] (0:11.24)	0:35.55 [3] (0:11.07)	0:24.48 [2] (0:11.69)	0:12.79 [2] (0:12.79)						
Average Speed [km/h]	50.9	62.5	61.8	62.7	64.9	65.7	61.7	56.3						
Top Speed [km/h]	63.1	63.3	63.1	64.2	66.6	67.1	64.0	60.0						
Avg. Dist. to Rail [m]	2.5	0.7	0.7	1.5	2.6	2.0	2.4	3.6						
Avg. Stride Freq. [Hz]	2.4	2.5	2.4	2.4	2.4	2.5	2.5	2.4						
Avg. Stride Length [m]	6.3	7.0	7.2	7.3	7.4	7.3	6.9	6.6						



- [ ] Ranking at each section and finish
- .-.- No data available at this section
- NA No data available





Horse/Jockey Name	Talons
Final Rank	7
Fastest Section Time (Section)	0:11.18 (800m)
Top Speed [km/h] (Section)	65.8 (600m)
Race State	Finished



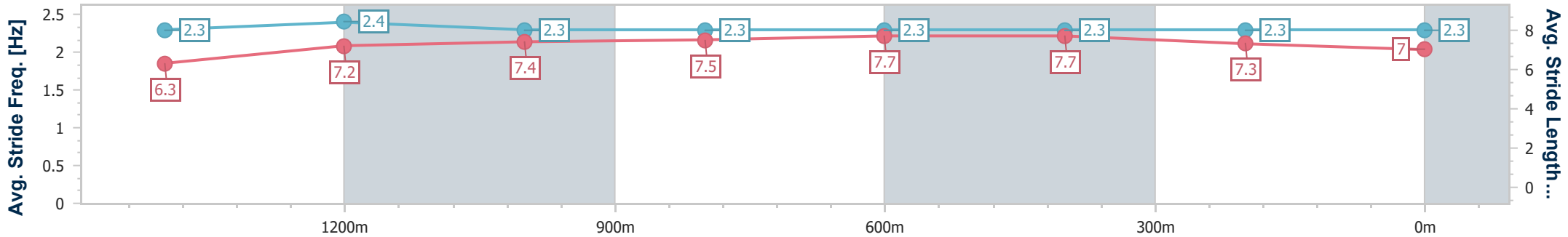
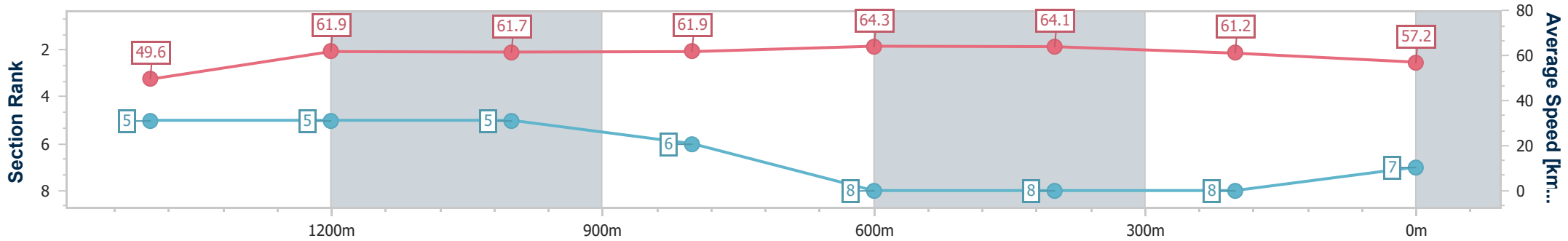
Townsville QLD Professional  
Race 4: RENEW YOUR 2025 CLUB MEMBERSHIP Class 6  
Handicap - 1609m

18 January 2025 - 14:49

Track Rating: Good 3, Weather: Fine, Rail Position: +2m 1000m-W/Post; True Remainder



Section	Overall	1400m	1200m	1000m	800m	600m	400m	200m						
Section Times	1:36.88 [7] (0:15.27)	1:21.61 [5] (0:11.65)	1:09.96 [5] (0:11.62)	0:58.34 [5] (0:11.58)	0:46.76 [6] (0:11.18)	0:35.58 [8] (0:11.21)	0:24.37 [8] (0:11.77)	0:12.60 [8] (0:12.60)						
Average Speed [km/h]	49.6	61.9	61.7	61.9	64.3	64.1	61.2	57.2						
Top Speed [km/h]	62.1	63.3	63.3	63.7	64.9	65.8	62.3	59.9						
Avg. Dist. to Rail [m]	4.4	0.3	0.5	1.0	0.6	0.3	1.1	2.4						
Avg. Stride Freq. [Hz]	2.3	2.4	2.3	2.3	2.3	2.3	2.3	2.3						
Avg. Stride Length [m]	6.3	7.2	7.4	7.5	7.7	7.7	7.3	7.0						



- [ ] Ranking at each section and finish
- .-.- No data available at this section
- NA No data available



Horse/Jockey Name	Diasonic
Final Rank	8
Fastest Section Time (Section)	0:11.17 (800m)
Top Speed [km/h] (Section)	65.3 (600m)
Race State	Finished



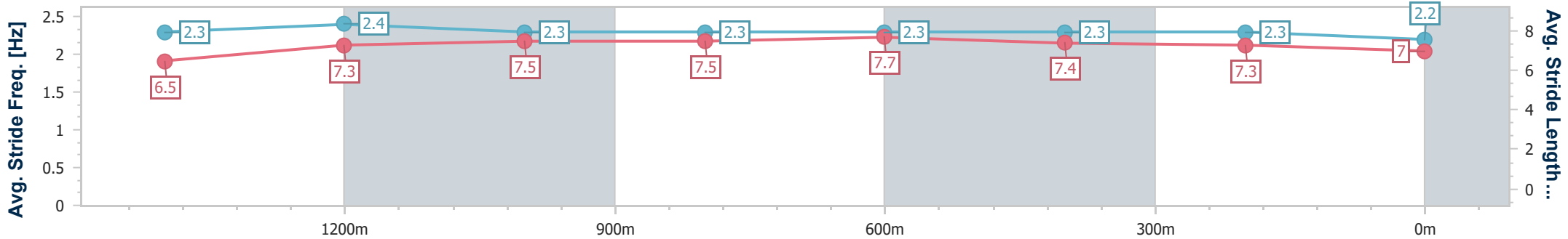
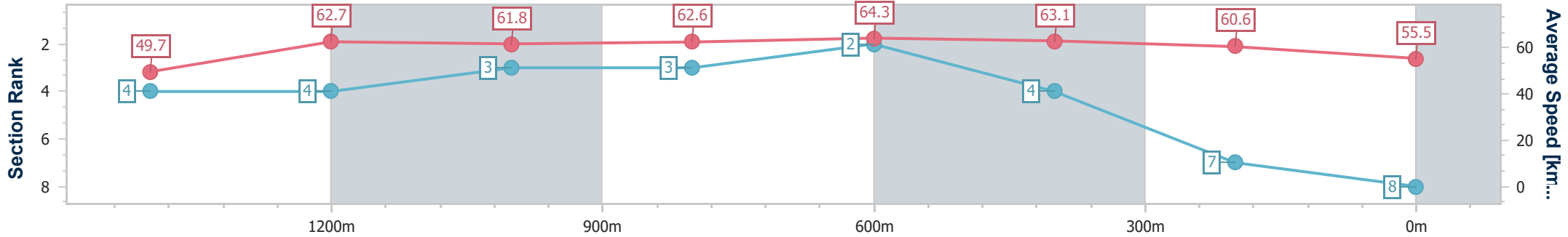
Townsville QLD Professional  
Race 4: RENEW YOUR 2025 CLUB MEMBERSHIP Class 6  
Handicap - 1609m

18 January 2025 - 14:49

Track Rating: Good 3, Weather: Fine, Rail Position: +2m 1000m-W/Post; True Remainder



Section	Overall	1400m	1200m	1000m	800m	600m	400m	200m						
Section Times	1:37.10 [8] (0:15.17)	1:21.93 [4] (0:11.41)	1:10.52 [4] (0:11.62)	0:58.90 [3] (0:11.40)	0:47.50 [3] (0:11.17)	0:36.33 [2] (0:11.47)	0:24.86 [4] (0:11.87)	0:12.99 [7] (0:12.99)						
Average Speed [km/h]	49.7	62.7	61.8	62.6	64.3	63.1	60.6	55.5						
Top Speed [km/h]	62.0	63.2	62.5	64.5	65.2	65.3	61.4	59.2						
Avg. Dist. to Rail [m]	3.1	2.1	2.2	2.0	0.6	0.9	0.5	0.8						
Avg. Stride Freq. [Hz]	2.3	2.4	2.3	2.3	2.3	2.3	2.3	2.2						
Avg. Stride Length [m]	6.5	7.3	7.5	7.5	7.7	7.4	7.3	7.0						



- [ ] Ranking at each section and finish
- .-.- No data available at this section
- NA No data available



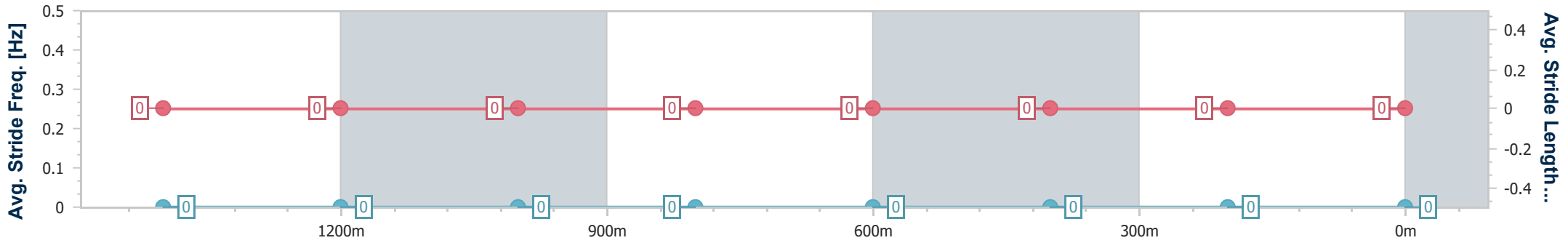
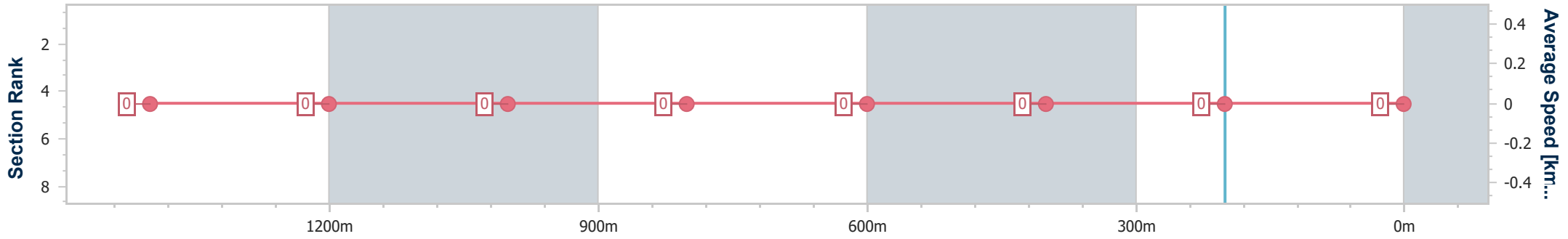
Horse/Jockey Name	Indictment
Final Rank	2147483647
Fastest Section Time (Section)	0:00.00 (Overall)
Top Speed [km/h] (Section)	--
Race State	DidNotFinish



Townsville QLD Professional  
 Race 4: RENEW YOUR 2025 CLUB MEMBERSHIP Class 6  
 Handicap - 1609m  
 18 January 2025 - 14:49  
 Track Rating: Good 3, Weather: Fine, Rail Position: +2m 1000m-  
 W/Post; True Remainder



Section	Overall	1400m	1200m	1000m	800m	600m	400m	200m						
Section Times	---	---	---	---	---	---	---	---						
Average Speed [km/h]	0.0	0.0	0.0	0.0	0.0	0.0	0.0	0.0						
Top Speed [km/h]	--	--	--	--	--	--	--	--						
Avg. Dist. to Rail [m]	0.0	0.0	0.0	0.0	0.0	0.0	0.0	0.0						
Avg. Stride Freq. [Hz]	--	--	--	--	--	--	--	--						
Avg. Stride Length [m]	--	--	--	--	--	--	--	--						



- [ ] Ranking at each section and finish
- No data available at this section
- NA No data available