



# Townsville QLD Professional

## Race 2: LADBROKES RACING CLUB Maiden Handicap - 1200m

18 January 2025 - 13:41



Track Rating: Good 4, Weather: Fine, Rail Position: +2m 1000m-W/Post; True Remainder

Section		Overall											Last 600m	
Field Times		1:10.45											0:34.68	
		(0:14.00)												
		1000m												
		0:56.45												
		(0:10.94)												
		800m												
		0:45.51												
		(0:10.83)												
		600m												
		0:34.68												
		(0:11.44)												
		400m												
		0:23.24												
		(0:11.32)												
		200m												
		0:11.92												
		(0:11.92)												
Rank	TAB	Horse/Jockey	Barrier	Top Speed [km/h]	Fastest Section	Overall	1000m	800m	600m	400m	200m	Margin	Distance Travelled [m]	
1	1	FALLGUY	10	67.9	0:10.83	1:10.45 [1]	0:56.45 [1]	0:45.51 [1]	0:34.68 [1]	0:23.24 [1]	0:11.92 [1]	1:10.45	0:34.68	
		Ryan Wiggins		Overall	800m	(0:14.00)	(0:10.94)	(0:10.83)	(0:11.44)	(0:11.32)	(0:11.92)			
2	2	PRIDE OF THE BIG FISH	3	69.5	0:10.78	1:10.91 [2]	0:56.54 [5]	0:45.76 [5]	0:34.87 [3]	0:23.53 [2]	0:12.05 [2]	2.72L	0:34.87	
		Ashley Butler		800m	1000m	(0:14.37)	(0:10.78)	(0:10.89)	(0:11.34)	(0:11.48)	(0:12.05)		-1	
3	6	OUR FOLLY	6	68.4	0:10.82	1:11.19 [3]	0:56.87 [3]	0:46.05 [4]	0:35.18 [2]	0:23.68 [3]	0:12.20 [3]	4.36L	0:35.18	
		Wanderson D'Avila		1000m	1000m	(0:14.32)	(0:10.82)	(0:10.87)	(0:11.50)	(0:11.48)	(0:12.20)		+4	
4	9	MR GRUMBLER	9	68.4	0:10.95	1:11.37 [4]	0:56.96 [6]	0:46.01 [8]	0:35.05 [8]	0:23.23 [8]	0:11.65 [7]	5.43L	0:35.05	
		Isabella Teh		800m	1000m	(0:14.41)	(0:10.95)	(0:10.96)	(0:11.82)	(0:11.58)	(0:11.65)		+7	
5	11	ELIZABETHAN	4	67.8	0:10.89	1:11.52 [5]	0:56.89 [8]	0:45.96 [9]	0:35.07 [9]	0:23.59 [7]	0:11.90 [5]	6.3L	0:35.07	
		Chris Meehan		1000m	800m	(0:14.63)	(0:10.93)	(0:10.89)	(0:11.48)	(0:11.69)	(0:11.90)		+4	
6	7	SHE'S A MISSION	1	67.9	0:10.72	1:11.67 [6]	0:57.08 [7]	0:46.36 [6]	0:35.47 [6]	0:23.99 [4]	0:12.19 [4]	7.19L	0:35.47	
		Jackson Murphy		800m	1000m	(0:14.59)	(0:10.72)	(0:10.89)	(0:11.48)	(0:11.80)	(0:12.19)		-2	
7	5	TAKE A DIVE	2	68.9	0:10.71	1:12.04 [7]	0:57.39 [9]	0:46.68 [7]	0:35.81 [7]	0:24.24 [5]	0:12.37 [6]	9.38L	0:35.81	
		Adrian Layt		1000m	1000m	(0:14.65)	(0:10.71)	(0:10.87)	(0:11.57)	(0:11.87)	(0:12.37)		+2	
8	10	ALL POWERED UP	7	68.4	0:10.76	1:12.35 [8]	0:58.03 [4]	0:47.27 [3]	0:36.20 [4]	0:24.51 [6]	0:12.41 [8]	11.18L	0:36.20	
		Tyler Leslight		800m	1000m	(0:14.32)	(0:10.76)	(0:11.07)	(0:11.69)	(0:12.10)	(0:12.41)		+7	
9	8	SNEAKY TAY	11	68.3	0:10.90	1:12.45 [9]	0:57.49 [10]	0:46.55 [10]	0:35.65 [10]	0:24.23 [9]	0:12.38 [9]	11.78L	0:35.65	
		Rob Thorburn		800m	800m	(0:14.96)	(0:10.94)	(0:10.90)	(0:11.42)	(0:11.85)	(0:12.38)		+9	
10	3	MISCHIEVOUS GIRL	5	66.9	0:10.89	1:13.09 [10]	0:58.00 [11]	0:47.11 [11]	0:36.07 [11]	0:24.47 [11]	0:12.50 [11]	15.56L	0:36.07	
		Gabrielle Semmens		1000m	1000m	(0:15.09)	(0:10.89)	(0:11.04)	(0:11.60)	(0:11.97)	(0:12.50)		-3	

Scratched: Polly Hoffa (#12)

[ ] Ranking at each section and finish  
 -:-:- No data available at this section  
 NA No data available

SCN Saddle cloth number  
 DNF Did not finish  
 DNT Did not track



# Townsville QLD Professional

## Race 2: LADBROKES RACING CLUB Maiden Handicap - 1200m

18 January 2025 - 13:41



Track Rating: Good 4, Weather: Fine, Rail Position: +2m 1000m-W/Post; True Remainder

Section		Overall	1000m	800m	600m	400m	200m	Last 600m	
Field Times		1:10.45 (0:14.00)	0:56.45 (0:10.94)	0:45.51 (0:10.83)	0:34.68 (0:11.44)	0:23.24 (0:11.32)	0:11.92 (0:11.92)	0:34.68	

Rank	TAB	Horse/Jockey	Barrier	Top Speed [km/h]	Fastest Section	Margin	Distance Travelled [m]
11	4	CLOUD EIGHT	8	68.9	0:10.82	16.04L	+14
		McKenzie Apel		1000m	1000m		

Scratched: Polly Hoffa (#12)

[ ] Ranking at each section and finish  
 -:-:- No data available at this section  
 NA No data available

SCN Saddle cloth number  
 DNF Did not finish  
 DNT Did not track



Horse/Jockey Name	Fallguy
Final Rank	1
Fastest Section Time (Section)	0:10.83 (800m)
Top Speed [km/h] (Section)	67.9 (Overall)
Race State	Finished



### Townsville QLD Professional

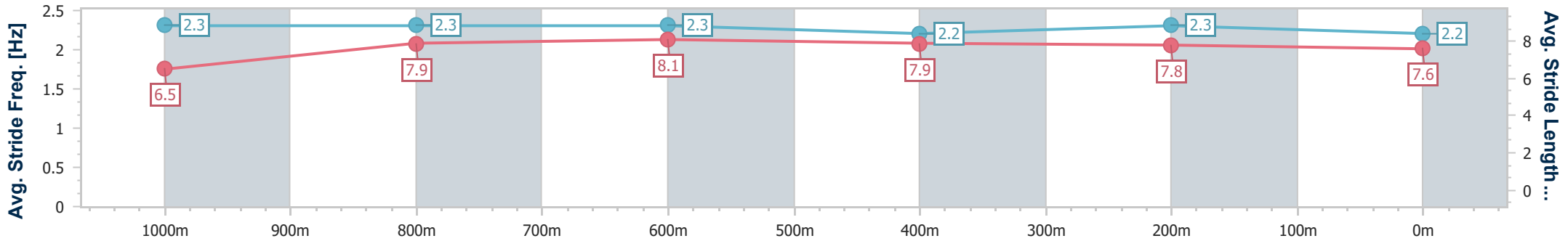
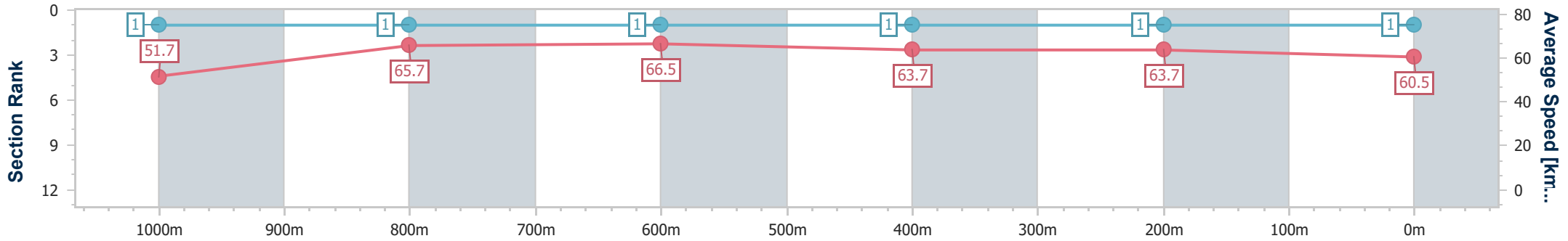
Race 2: LADBROKES RACING CLUB Maiden Handicap - 1200m

18 January 2025 - 13:41

Track Rating: Good 4, Weather: Fine, Rail Position: +2m 1000m-W/Post; True Remainder



Section	Overall	1000m	800m	600m	400m	200m
Section Times	1:10.45 [1] (0:14.00)	0:56.45 [1] (0:10.94)	0:45.51 [1] (0:10.83)	0:34.68 [1] (0:11.44)	0:23.24 [1] (0:11.32)	0:11.92 [1] (0:11.92)
Average Speed [km/h]	51.7	65.7	66.5	63.7	63.7	60.5
Top Speed [km/h]	67.9	67.6	67.3	64.9	64.5	62.6
Avg. Dist. to Rail [m]	10.0	1.0	0.7	2.5	1.2	1.3
Avg. Stride Freq. [Hz]	2.3	2.3	2.3	2.2	2.3	2.2
Avg. Stride Length [m]	6.5	7.9	8.1	7.9	7.8	7.6



- [ ] Ranking at each section and finish
- .-.- No data available at this section
- NA No data available



Horse/Jockey Name	Prideofthebigfish
Final Rank	2
Fastest Section Time (Section)	0:10.78 (1000m)
Top Speed [km/h] (Section)	69.5 (800m)
Race State	Finished



Townsville QLD Professional

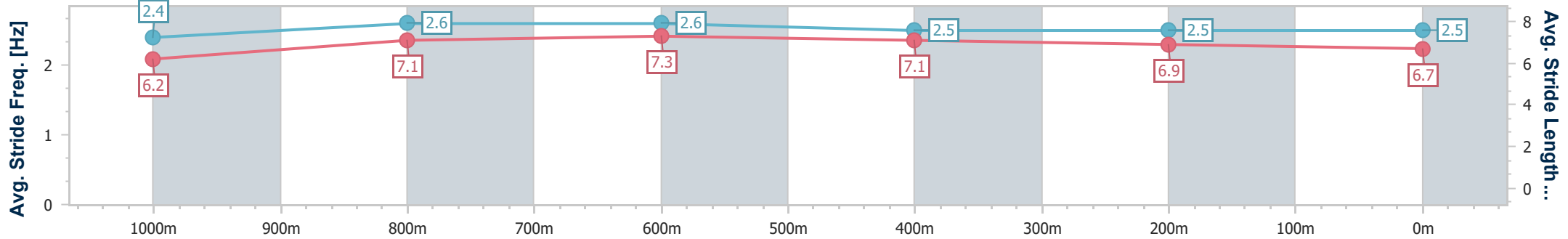
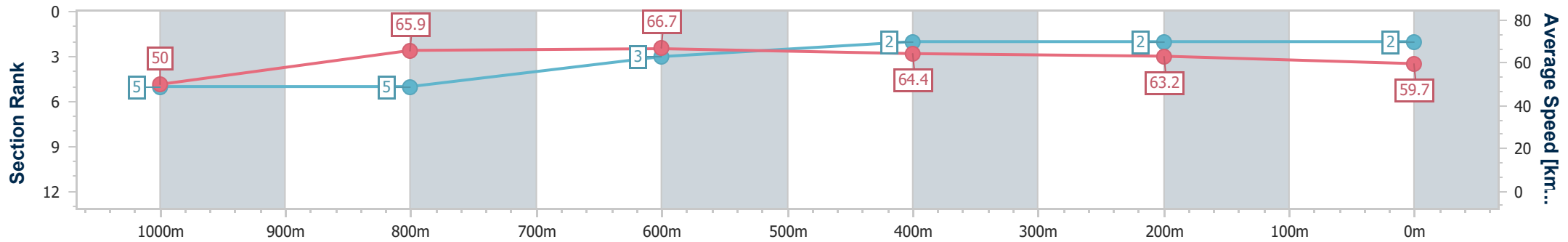
Race 2: LADBROKES RACING CLUB Maiden Handicap - 1200m

18 January 2025 - 13:41

Track Rating: Good 4, Weather: Fine, Rail Position: +2m 1000m-W/Post; True Remainder



Section	Overall	1000m	800m	600m	400m	200m
Section Times	1:10.91 [2] (0:14.37)	0:56.54 [5] (0:10.78)	0:45.76 [5] (0:10.89)	0:34.87 [3] (0:11.34)	0:23.53 [2] (0:11.48)	0:12.05 [2] (0:12.05)
Average Speed [km/h]	50.0	65.9	66.7	64.4	63.2	59.7
Top Speed [km/h]	66.9	68.0	69.5	66.3	64.0	63.0
Avg. Dist. to Rail [m]	3.1	2.5	2.0	3.4	1.9	2.6
Avg. Stride Freq. [Hz]	2.4	2.6	2.6	2.5	2.5	2.5
Avg. Stride Length [m]	6.2	7.1	7.3	7.1	6.9	6.7



- [ ] Ranking at each section and finish
- .-.- No data available at this section
- NA No data available



Horse/Jockey Name	Our Folly
Final Rank	3
Fastest Section Time (Section)	0:10.82 (1000m)
Top Speed [km/h] (Section)	68.4 (1000m)
Race State	Finished



### Townsville QLD Professional

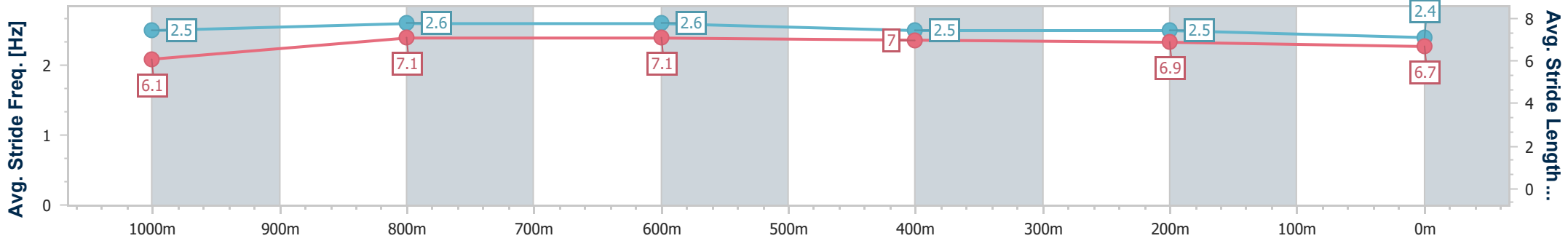
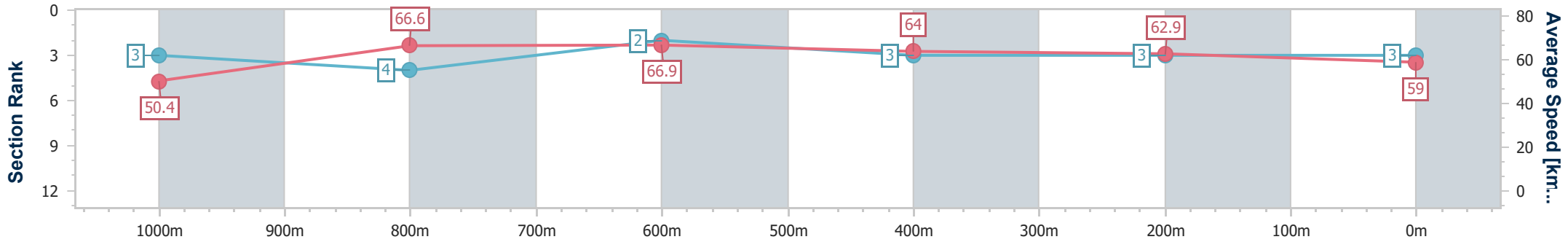
Race 2: LADBROKES RACING CLUB Maiden Handicap - 1200m

18 January 2025 - 13:41

Track Rating: Good 4, Weather: Fine, Rail Position: +2m 1000m-W/Post; True Remainder



Section	Overall	1000m	800m	600m	400m	200m
Section Times	1:11.19 [3] (0:14.32)	0:56.87 [3] (0:10.82)	0:46.05 [4] (0:10.87)	0:35.18 [2] (0:11.50)	0:23.68 [3] (0:11.48)	0:12.20 [3] (0:12.20)
Average Speed [km/h]	50.4	66.6	66.9	64.0	62.9	59.0
Top Speed [km/h]	66.2	68.4	67.8	64.6	64.4	62.0
Avg. Dist. to Rail [m]	5.7	1.1	2.2	4.3	0.8	1.8
Avg. Stride Freq. [Hz]	2.5	2.6	2.6	2.5	2.5	2.4
Avg. Stride Length [m]	6.1	7.1	7.1	7.0	6.9	6.7



- [ ] Ranking at each section and finish
- .-.- No data available at this section
- NA No data available



Horse/Jockey Name	Mr Grumbler
Final Rank	4
Fastest Section Time (Section)	0:10.95 (1000m)
Top Speed [km/h] (Section)	68.4 (800m)
Race State	Finished



### Townsville QLD Professional

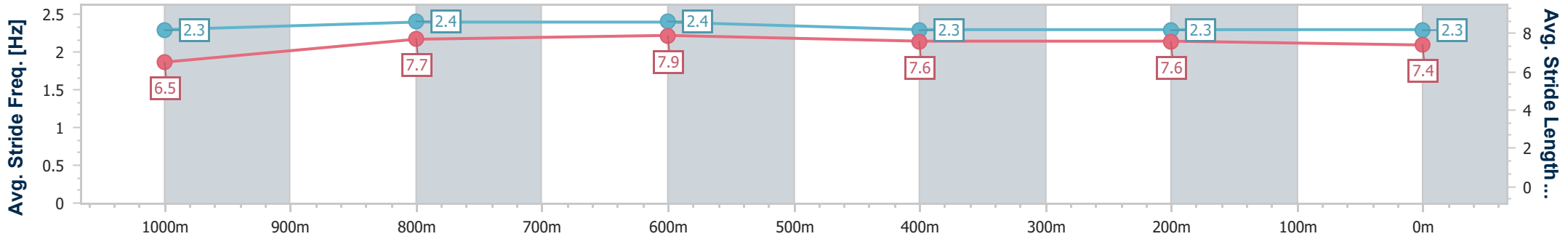
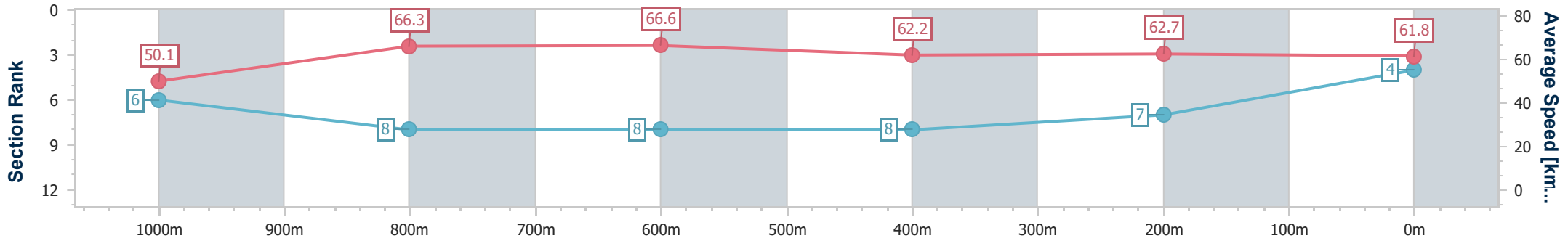
Race 2: LADBROKES RACING CLUB Maiden Handicap - 1200m

18 January 2025 - 13:41

Track Rating: Good 4, Weather: Fine, Rail Position: +2m 1000m-W/Post; True Remainder



Section	Overall	1000m	800m	600m	400m	200m
Section Times	1:11.37 [4] (0:14.41)	0:56.96 [6] (0:10.95)	0:46.01 [8] (0:10.96)	0:35.05 [8] (0:11.82)	0:23.23 [8] (0:11.58)	0:11.65 [7] (0:11.65)
Average Speed [km/h]	50.1	66.3	66.6	62.2	62.7	61.8
Top Speed [km/h]	66.8	68.3	68.4	63.4	64.4	63.1
Avg. Dist. to Rail [m]	8.8	1.9	2.7	4.4	3.1	1.5
Avg. Stride Freq. [Hz]	2.3	2.4	2.4	2.3	2.3	2.3
Avg. Stride Length [m]	6.5	7.7	7.9	7.6	7.6	7.4



- [ ] Ranking at each section and finish
- .-.- No data available at this section
- NA No data available



Horse/Jockey Name	Elizabethan
Final Rank	5
Fastest Section Time (Section)	0:10.89 (800m)
Top Speed [km/h] (Section)	67.8 (1000m)
Race State	Finished



### Townsville QLD Professional

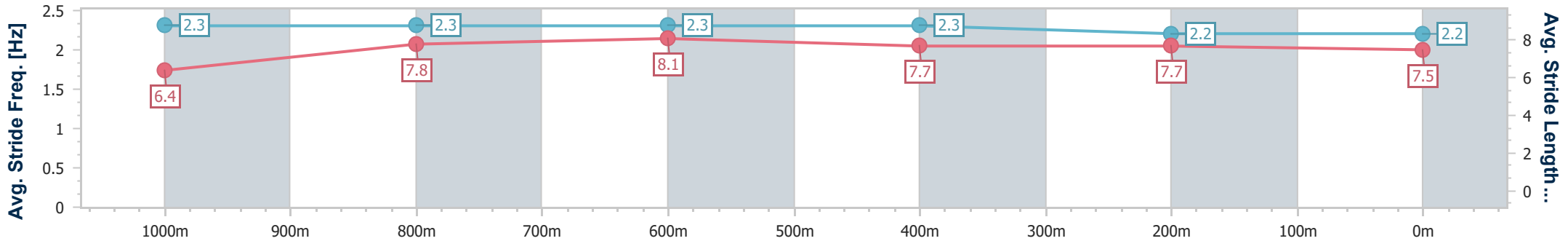
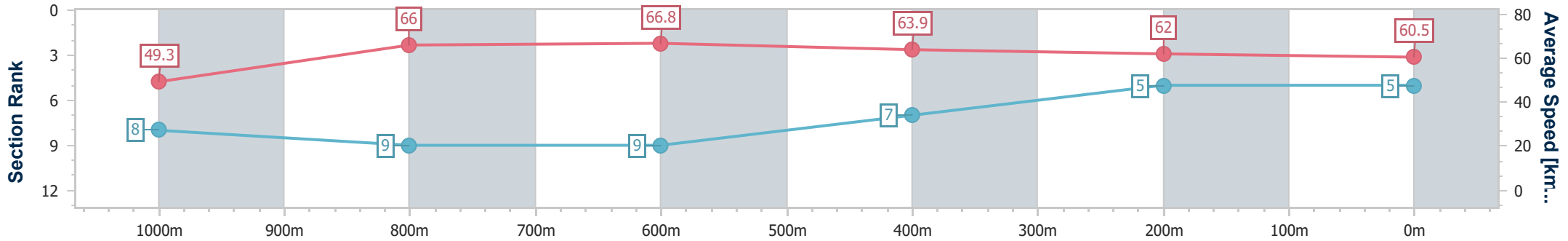
Race 2: LADBROKES RACING CLUB Maiden Handicap - 1200m

18 January 2025 - 13:41

Track Rating: Good 4, Weather: Fine, Rail Position: +2m 1000m-W/Post; True Remainder



Section	Overall	1000m	800m	600m	400m	200m
Section Times	1:11.52 [5] (0:14.63)	0:56.89 [8] (0:10.93)	0:45.96 [9] (0:10.89)	0:35.07 [9] (0:11.48)	0:23.59 [7] (0:11.69)	0:11.90 [5] (0:11.90)
Average Speed [km/h]	49.3	66.0	66.8	63.9	62.0	60.5
Top Speed [km/h]	65.3	67.8	67.5	66.4	62.9	61.4
Avg. Dist. to Rail [m]	3.8	0.5	2.1	3.9	3.7	4.1
Avg. Stride Freq. [Hz]	2.3	2.3	2.3	2.3	2.2	2.2
Avg. Stride Length [m]	6.4	7.8	8.1	7.7	7.7	7.5



- [ ] Ranking at each section and finish
- .-.- No data available at this section
- NA No data available



Horse/Jockey Name	She's A Mission
Final Rank	6
Fastest Section Time (Section)	0:10.72 (1000m)
Top Speed [km/h] (Section)	67.9 (800m)
Race State	Finished



### Townsville QLD Professional

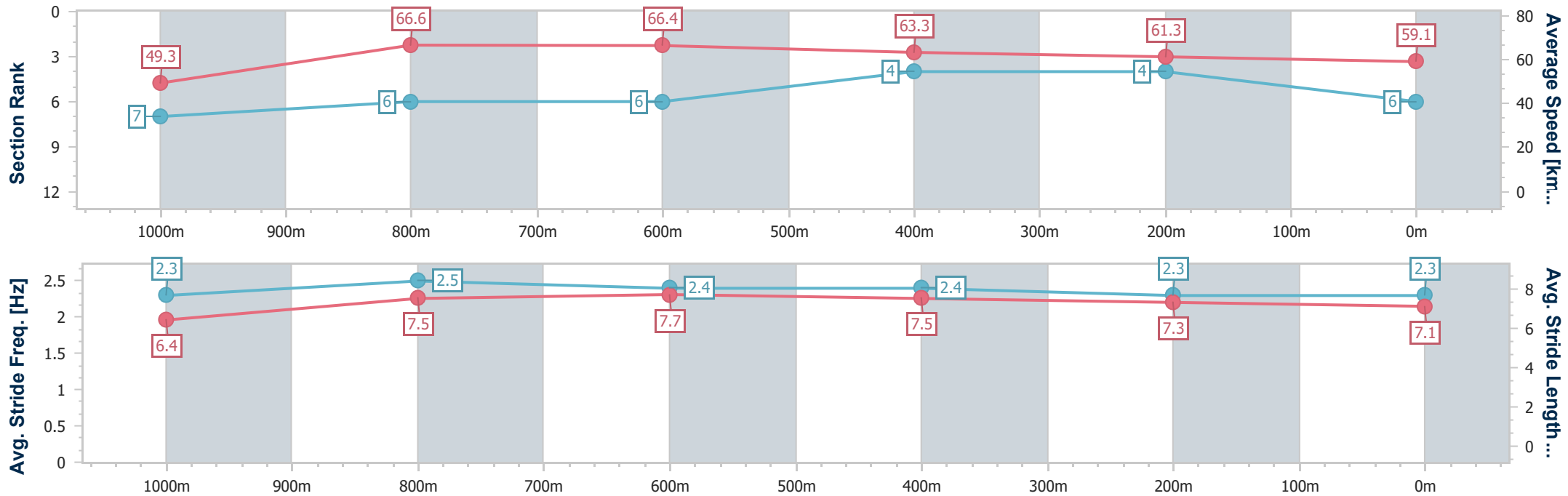
Race 2: LADBROKES RACING CLUB Maiden Handicap - 1200m

18 January 2025 - 13:41

Track Rating: Good 4, Weather: Fine, Rail Position: +2m 1000m-W/Post; True Remainder



Section	Overall	1000m	800m	600m	400m	200m
Section Times	1:11.67 [6] (0:14.59)	0:57.08 [7] (0:10.72)	0:46.36 [6] (0:10.89)	0:35.47 [6] (0:11.48)	0:23.99 [4] (0:11.80)	0:12.19 [4] (0:12.19)
Average Speed [km/h]	49.3	66.6	66.4	63.3	61.3	59.1
Top Speed [km/h]	65.2	67.6	67.9	66.2	63.6	60.7
Avg. Dist. to Rail [m]	1.9	1.2	0.7	2.0	2.2	1.9
Avg. Stride Freq. [Hz]	2.3	2.5	2.4	2.4	2.3	2.3
Avg. Stride Length [m]	6.4	7.5	7.7	7.5	7.3	7.1



- [ ] Ranking at each section and finish
- .-.- No data available at this section
- NA No data available





Horse/Jockey Name	Take A Dive
Final Rank	7
Fastest Section Time (Section)	0:10.71 (1000m)
Top Speed [km/h] (Section)	68.9 (1000m)
Race State	Finished



Townsville QLD Professional

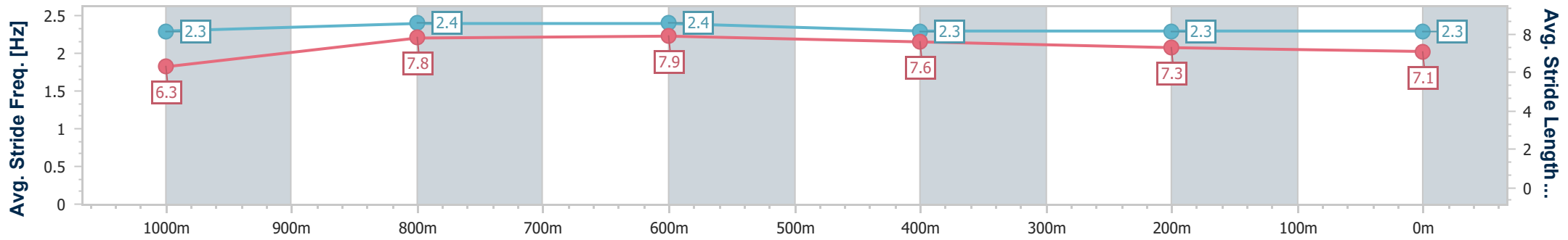
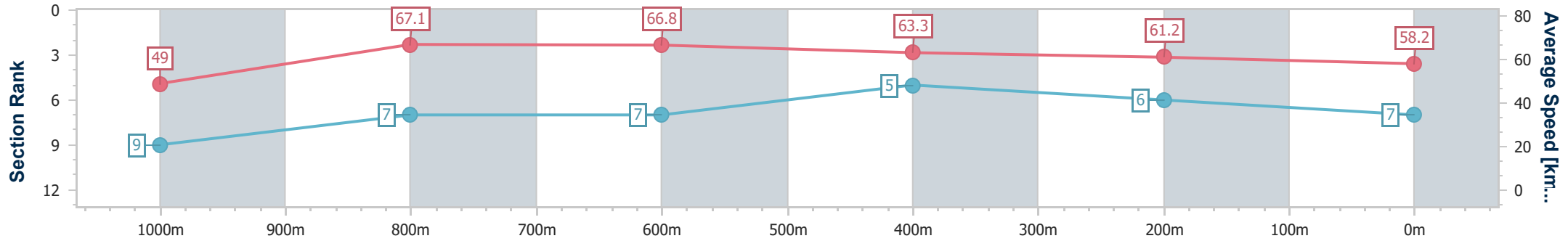
Race 2: LADBROKES RACING CLUB Maiden Handicap - 1200m

18 January 2025 - 13:41

Track Rating: Good 4, Weather: Fine, Rail Position: +2m 1000m-W/Post; True Remainder



Section	Overall	1000m	800m	600m	400m	200m
Section Times	1:12.04 [7] (0:14.65)	0:57.39 [9] (0:10.71)	0:46.68 [7] (0:10.87)	0:35.81 [7] (0:11.57)	0:24.24 [5] (0:11.87)	0:12.37 [6] (0:12.37)
Average Speed [km/h]	49.0	67.1	66.8	63.3	61.2	58.2
Top Speed [km/h]	66.7	68.9	67.8	65.5	62.9	59.7
Avg. Dist. to Rail [m]	2.1	1.2	2.1	3.5	4.9	5.8
Avg. Stride Freq. [Hz]	2.3	2.4	2.4	2.3	2.3	2.3
Avg. Stride Length [m]	6.3	7.8	7.9	7.6	7.3	7.1



- [ ] Ranking at each section and finish
- .-.- No data available at this section
- NA No data available



Horse/Jockey Name	All Powered Up
Final Rank	8
Fastest Section Time (Section)	0:10.76 (1000m)
Top Speed [km/h] (Section)	68.4 (800m)
Race State	Finished



Townsville QLD Professional

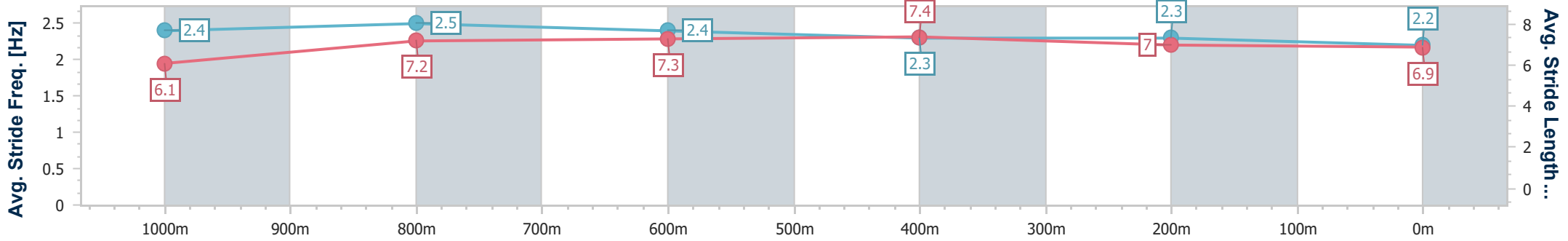
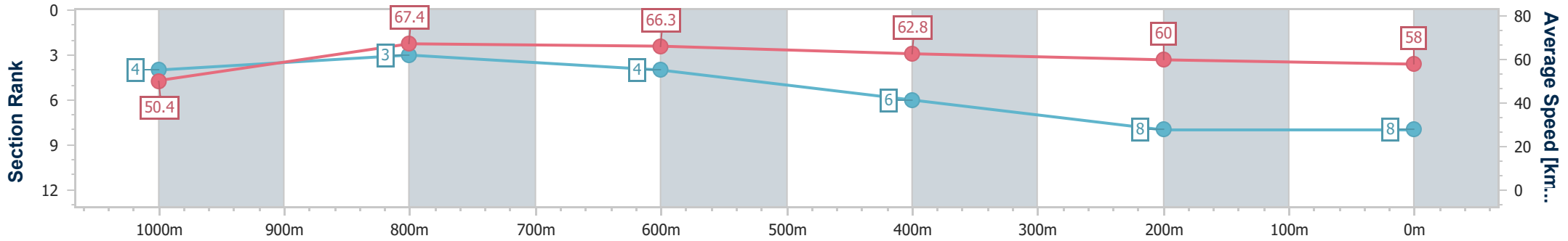
Race 2: LADBROKES RACING CLUB Maiden Handicap - 1200m

18 January 2025 - 13:41

Track Rating: Good 4, Weather: Fine, Rail Position: +2m 1000m-W/Post; True Remainder



Section	Overall	1000m	800m	600m	400m	200m
Section Times	1:12.35 [8] (0:14.32)	0:58.03 [4] (0:10.76)	0:47.27 [3] (0:11.07)	0:36.20 [4] (0:11.69)	0:24.51 [6] (0:12.10)	0:12.41 [8] (0:12.41)
Average Speed [km/h]	50.4	67.4	66.3	62.8	60.0	58.0
Top Speed [km/h]	67.5	68.3	68.4	64.2	61.0	59.2
Avg. Dist. to Rail [m]	7.0	1.9	3.8	4.1	3.7	3.1
Avg. Stride Freq. [Hz]	2.4	2.5	2.4	2.3	2.3	2.2
Avg. Stride Length [m]	6.1	7.2	7.3	7.4	7.0	6.9



- [ ] Ranking at each section and finish
- .-.- No data available at this section
- NA No data available



Horse/Jockey Name	Sneaky Tay
Final Rank	9
Fastest Section Time (Section)	0:10.90 (800m)
Top Speed [km/h] (Section)	68.3 (800m)
Race State	Finished



Townsville QLD Professional

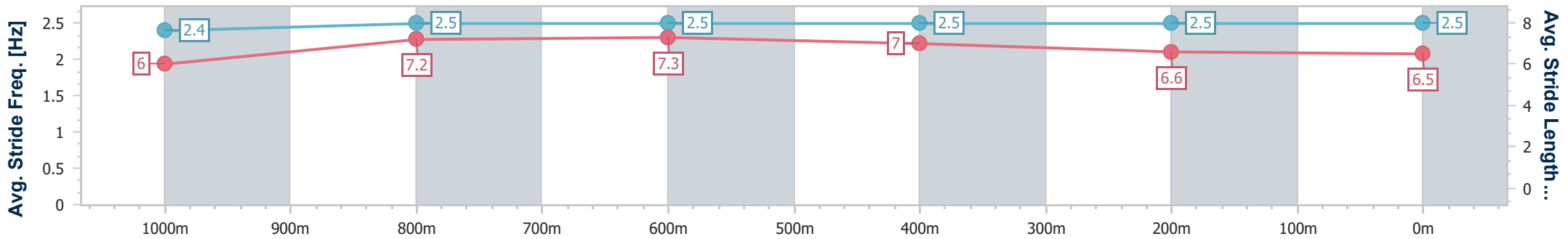
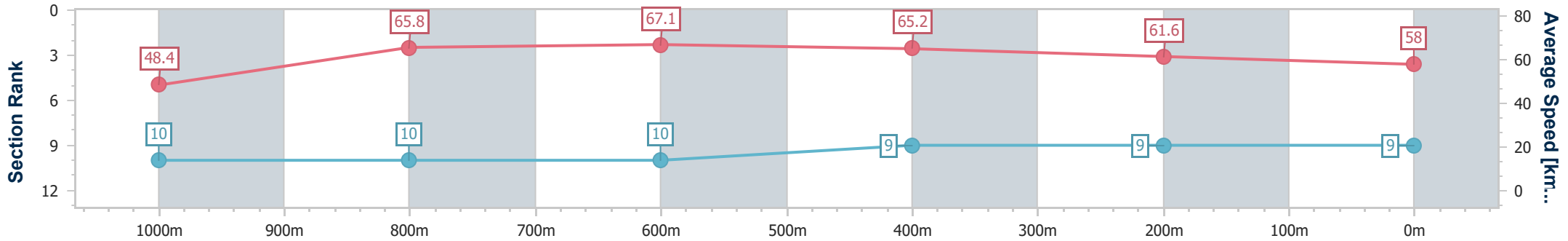
Race 2: LADBROKES RACING CLUB Maiden Handicap - 1200m

18 January 2025 - 13:41

Track Rating: Good 4, Weather: Fine, Rail Position: +2m 1000m-W/Post; True Remainder



Section	Overall	1000m	800m	600m	400m	200m
Section Times	1:12.45 [9] (0:14.96)	0:57.49 [10] (0:10.94)	0:46.55 [10] (0:10.90)	0:35.65 [10] (0:11.42)	0:24.23 [9] (0:11.85)	0:12.38 [9] (0:12.38)
Average Speed [km/h]	48.4	65.8	67.1	65.2	61.6	58.0
Top Speed [km/h]	64.0	67.7	68.3	66.9	64.6	60.9
Avg. Dist. to Rail [m]	8.8	0.9	3.2	7.1	6.5	6.0
Avg. Stride Freq. [Hz]	2.4	2.5	2.5	2.5	2.5	2.5
Avg. Stride Length [m]	6.0	7.2	7.3	7.0	6.6	6.5



- [ ] Ranking at each section and finish
- .-.- No data available at this section
- NA No data available



Horse/Jockey Name	Mischievous Girl
Final Rank	10
Fastest Section Time (Section)	0:10.89 (1000m)
Top Speed [km/h] (Section)	66.9 (1000m)
Race State	Finished



### Townsville QLD Professional

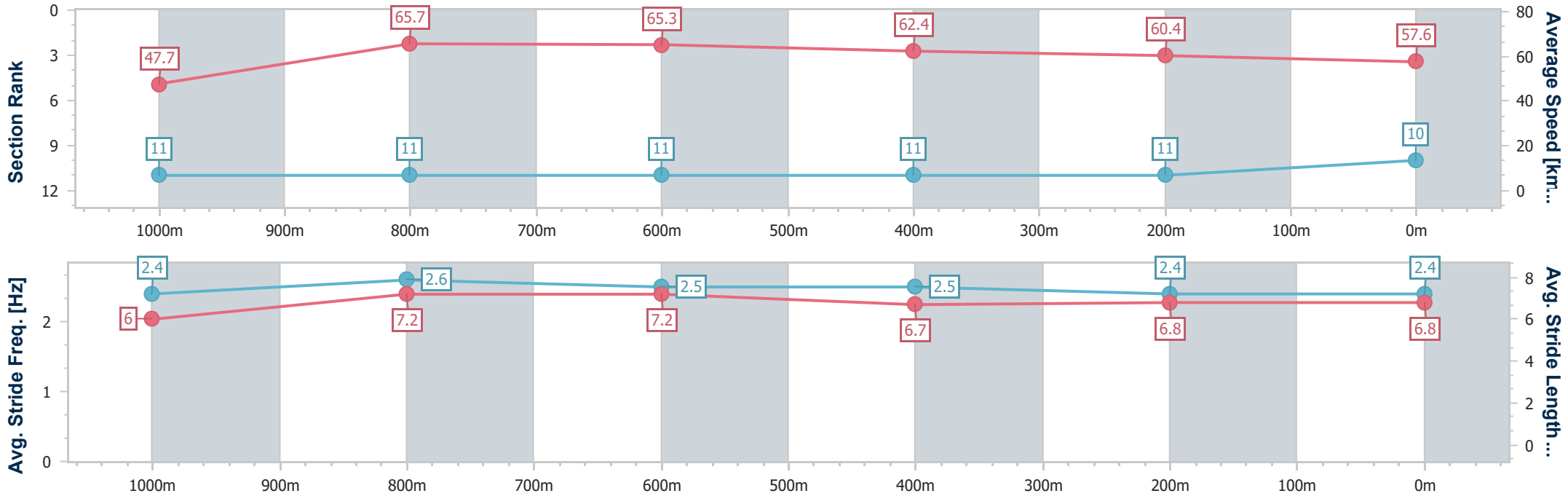
Race 2: LADBROKES RACING CLUB Maiden Handicap - 1200m

18 January 2025 - 13:41

Track Rating: Good 4, Weather: Fine, Rail Position: +2m 1000m-W/Post; True Remainder



Section	Overall	1000m	800m	600m	400m	200m
Section Times	1:13.09 [10] (0:15.09)	0:58.00 [11] (0:10.89)	0:47.11 [11] (0:11.04)	0:36.07 [11] (0:11.60)	0:24.47 [11] (0:11.97)	0:12.50 [11] (0:12.50)
Average Speed [km/h]	47.7	65.7	65.3	62.4	60.4	57.6
Top Speed [km/h]	64.1	66.9	65.9	64.5	61.9	59.4
Avg. Dist. to Rail [m]	4.5	1.4	0.6	1.4	1.7	2.1
Avg. Stride Freq. [Hz]	2.4	2.6	2.5	2.5	2.4	2.4
Avg. Stride Length [m]	6.0	7.2	7.2	6.7	6.8	6.8



- [ ] Ranking at each section and finish
- .-.- No data available at this section
- NA No data available



Horse/Jockey Name	Cloud Eight
Final Rank	11
Fastest Section Time (Section)	0:10.82 (1000m)
Top Speed [km/h] (Section)	68.9 (1000m)
Race State	Finished



Townsville QLD Professional

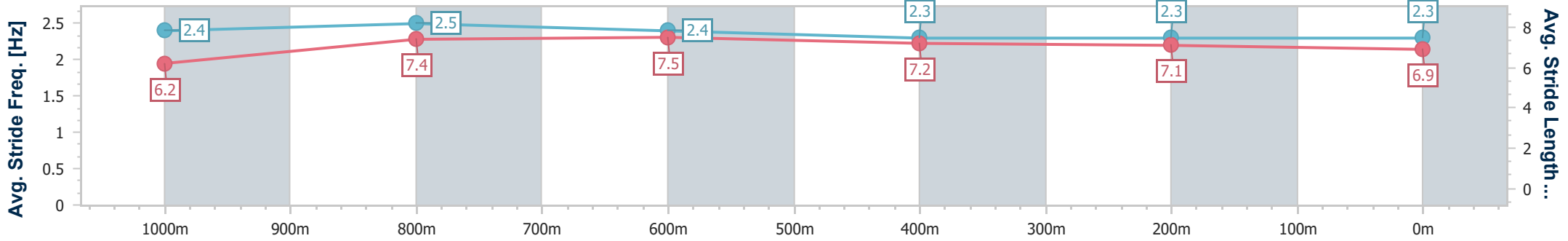
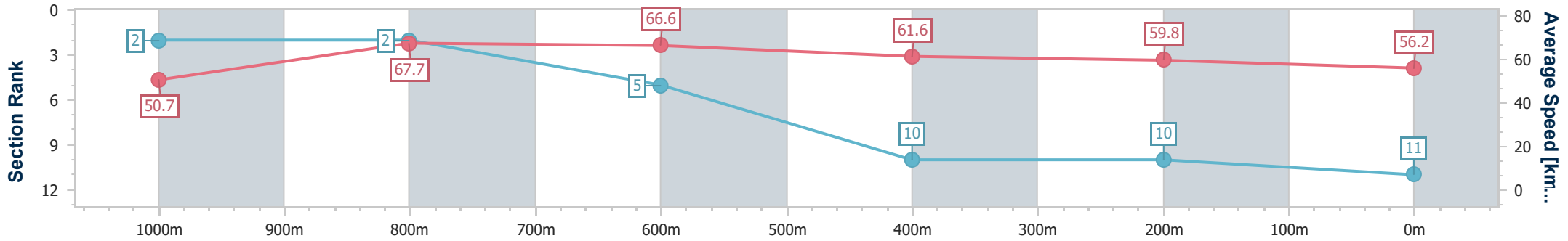
Race 2: LADBROKES RACING CLUB Maiden Handicap - 1200m

18 January 2025 - 13:41

Track Rating: Good 4, Weather: Fine, Rail Position: +2m 1000m-W/Post; True Remainder



Section	Overall	1000m	800m	600m	400m	200m
Section Times	1:13.18 [11] (0:14.25)	0:58.93 [2] (0:10.82)	0:48.11 [2] (0:11.09)	0:37.02 [5] (0:12.08)	0:24.94 [10] (0:12.12)	0:12.82 [10] (0:12.82)
Average Speed [km/h]	50.7	67.7	66.6	61.6	59.8	56.2
Top Speed [km/h]	68.8	68.9	68.1	63.9	61.3	58.4
Avg. Dist. to Rail [m]	6.9	4.2	5.1	6.6	2.8	2.6
Avg. Stride Freq. [Hz]	2.4	2.5	2.4	2.3	2.3	2.3
Avg. Stride Length [m]	6.2	7.4	7.5	7.2	7.1	6.9



- [ ] Ranking at each section and finish
- .-.- No data available at this section
- NA No data available