



Townsville QLD Professional

Race 2: LADBROKES RACING CLUB Maiden Handicap - 1200m

18 January 2025 - 13:41



Track Rating: Good 4, Weather: Fine, Rail Position: +2m 1000m-W/Post; True Remainder

Section		Field Times											Last 600m	
		Overall	1000m	800m	600m	400m	200m						0:34.68	
		1:10.45 (0:14.00)	0:56.45 (0:10.94)	0:45.51 (0:10.83)	0:34.68 (0:11.44)	0:23.24 (0:11.32)	0:11.92 (0:11.92)							
Rank	TAB	Horse/Jockey	Barrier	Top Speed [km/h]	Fastest Section								Margin	Distance Travelled [m]
1	1	FALLGUY	10	67.9	0:10.83	1:10.45 [1]	0:56.45 [1]	0:45.51 [1]	0:34.68 [1]	0:23.24 [1]	0:11.92 [1]	1:10.45	0:34.68	
		Ryan Wiggins		Overall	800m	(0:14.00)	(0:10.94)	(0:10.83)	(0:11.44)	(0:11.32)	(0:11.92)			
2	2	PRIDE OF THE BIG FISH	3	69.5	0:10.78	1:10.91 [2]	0:56.54 [5]	0:45.76 [5]	0:34.87 [3]	0:23.53 [2]	0:12.05 [2]	2.72L	0:34.87	-1
		Ashley Butler		800m	1000m	(0:14.37)	(0:10.78)	(0:10.89)	(0:11.34)	(0:11.48)	(0:12.05)			
3	6	OUR FOLLY	6	68.4	0:10.82	1:11.19 [3]	0:56.87 [3]	0:46.05 [4]	0:35.18 [2]	0:23.68 [3]	0:12.20 [3]	4.36L	0:35.18	+4
		Wanderson D'Avila		1000m	1000m	(0:14.32)	(0:10.82)	(0:10.87)	(0:11.50)	(0:11.48)	(0:12.20)			
4	9	MR GRUMBLER	9	68.4	0:10.95	1:11.37 [4]	0:56.96 [6]	0:46.01 [8]	0:35.05 [8]	0:23.23 [8]	0:11.65 [7]	5.43L	0:35.05	+7
		Isabella Teh		800m	1000m	(0:14.41)	(0:10.95)	(0:10.96)	(0:11.82)	(0:11.58)	(0:11.65)			
5	11	ELIZABETHAN	4	67.8	0:10.89	1:11.52 [5]	0:56.89 [8]	0:45.96 [9]	0:35.07 [9]	0:23.59 [7]	0:11.90 [5]	6.3L	0:35.07	+4
		Chris Meehan		1000m	800m	(0:14.63)	(0:10.93)	(0:10.89)	(0:11.48)	(0:11.69)	(0:11.90)			
6	7	SHE'S A MISSION	1	67.9	0:10.72	1:11.67 [6]	0:57.08 [7]	0:46.36 [6]	0:35.47 [6]	0:23.99 [4]	0:12.19 [4]	7.19L	0:35.47	-2
		Jackson Murphy		800m	1000m	(0:14.59)	(0:10.72)	(0:10.89)	(0:11.48)	(0:11.80)	(0:12.19)			
7	5	TAKE A DIVE	2	68.9	0:10.71	1:12.04 [7]	0:57.39 [9]	0:46.68 [7]	0:35.81 [7]	0:24.24 [5]	0:12.37 [6]	9.38L	0:35.81	+2
		Adrian Layt		1000m	1000m	(0:14.65)	(0:10.71)	(0:10.87)	(0:11.57)	(0:11.87)	(0:12.37)			
8	10	ALL POWERED UP	7	68.4	0:10.76	1:12.35 [8]	0:58.03 [4]	0:47.27 [3]	0:36.20 [4]	0:24.51 [6]	0:12.41 [8]	11.18L	0:36.20	+7
		Tyler Leslight		800m	1000m	(0:14.32)	(0:10.76)	(0:11.07)	(0:11.69)	(0:12.10)	(0:12.41)			
9	8	SNEAKY TAY	11	68.3	0:10.90	1:12.45 [9]	0:57.49 [10]	0:46.55 [10]	0:35.65 [10]	0:24.23 [9]	0:12.38 [9]	11.78L	0:35.65	+9
		Rob Thorburn		800m	800m	(0:14.96)	(0:10.94)	(0:10.90)	(0:11.42)	(0:11.85)	(0:12.38)			
10	3	MISCHIEVOUS GIRL	5	66.9	0:10.89	1:13.09 [10]	0:58.00 [11]	0:47.11 [11]	0:36.07 [11]	0:24.47 [11]	0:12.50 [11]	15.56L	0:36.07	-3
		Gabrielle Semmens		1000m	1000m	(0:15.09)	(0:10.89)	(0:11.04)	(0:11.60)	(0:11.97)	(0:12.50)			

Scratched: Polly Hoffa (#12)

[] Ranking at each section and finish
 -:-:- No data available at this section
 NA No data available

SCN Saddle cloth number
 DNF Did not finish
 DNT Did not track



Townsville QLD Professional
Race 2: LADBROKES RACING CLUB Maiden Handicap - 1200m
18 January 2025 - 13:41



Track Rating: Good 4, Weather: Fine, Rail Position: +2m 1000m-W/Post; True Remainder

Section	Overall	1000m	800m	600m	400m	200m	Last 600m
Field Times	1:10.45 (0:14.00)	0:56.45 (0:10.94)	0:45.51 (0:10.83)	0:34.68 (0:11.44)	0:23.24 (0:11.32)	0:11.92 (0:11.92)	0:34.68

Rank	TAB	Horse/Jockey	Barrier	Top Speed [km/h]	Fastest Section	Margin	Distance Travelled [m]
11	4	CLOUD EIGHT	8	68.9	0:10.82	16.04L	+14
		McKenzie Apel		1000m	1000m		

Scratched: Polly Hoffa (#12)



Horse/Jockey Name	Fallguy
Final Rank	1
Fastest Section Time (Section)	0:10.83 (800m)
Top Speed [km/h] (Section)	67.9 (Overall)
Race State	Finished



Townsville QLD Professional

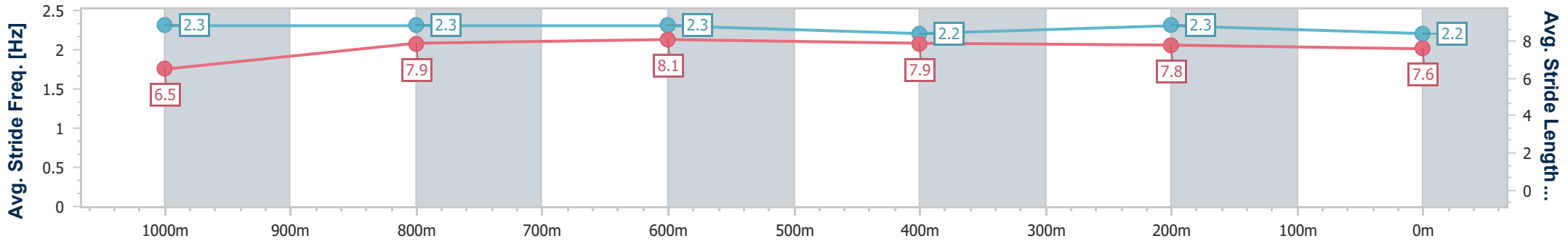
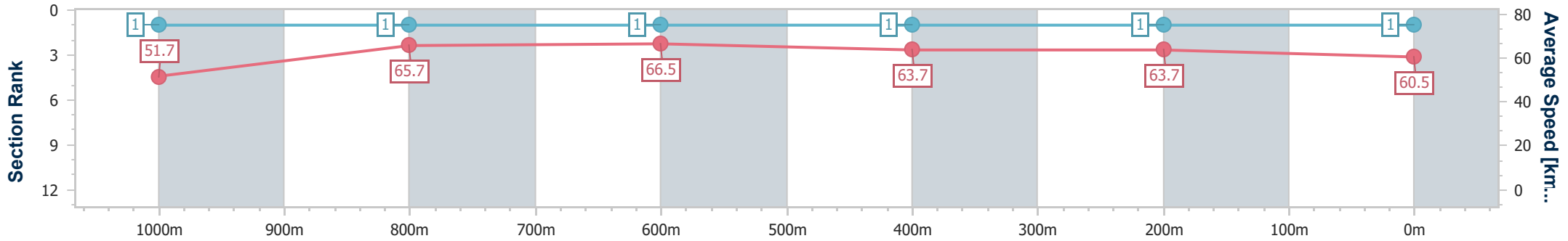
Race 2: LADBROKES RACING CLUB Maiden Handicap - 1200m

18 January 2025 - 13:41

Track Rating: Good 4, Weather: Fine, Rail Position: +2m 1000m-W/Post; True Remainder



Section	Overall	1000m	800m	600m	400m	200m
Section Times	1:10.45 [1] (0:14.00)	0:56.45 [1] (0:10.94)	0:45.51 [1] (0:10.83)	0:34.68 [1] (0:11.44)	0:23.24 [1] (0:11.32)	0:11.92 [1] (0:11.92)
Average Speed [km/h]	51.7	65.7	66.5	63.7	63.7	60.5
Top Speed [km/h]	67.9	67.6	67.3	64.9	64.5	62.6
Avg. Dist. to Rail [m]	10.0	1.0	0.7	2.5	1.2	1.3
Avg. Stride Freq. [Hz]	2.3	2.3	2.3	2.2	2.3	2.2
Avg. Stride Length [m]	6.5	7.9	8.1	7.9	7.8	7.6



- [] Ranking at each section and finish
- .-.- No data available at this section
- NA No data available



Horse/Jockey Name	Prideofthebigfish
Final Rank	2
Fastest Section Time (Section)	0:10.78 (1000m)
Top Speed [km/h] (Section)	69.5 (800m)
Race State	Finished



Townsville QLD Professional

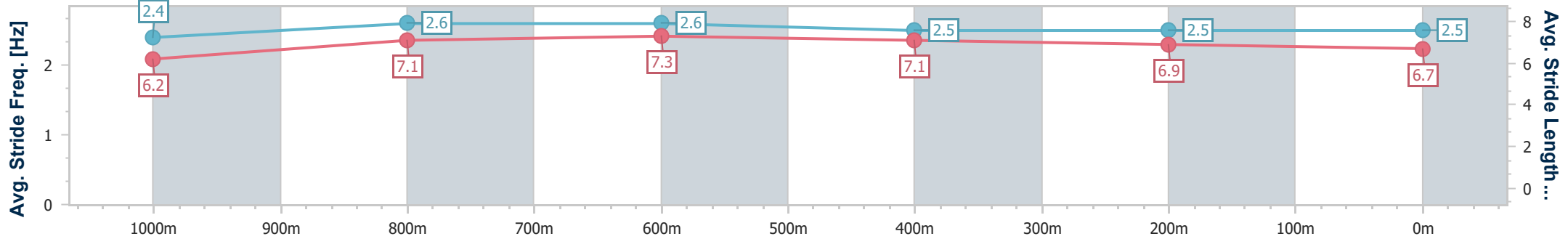
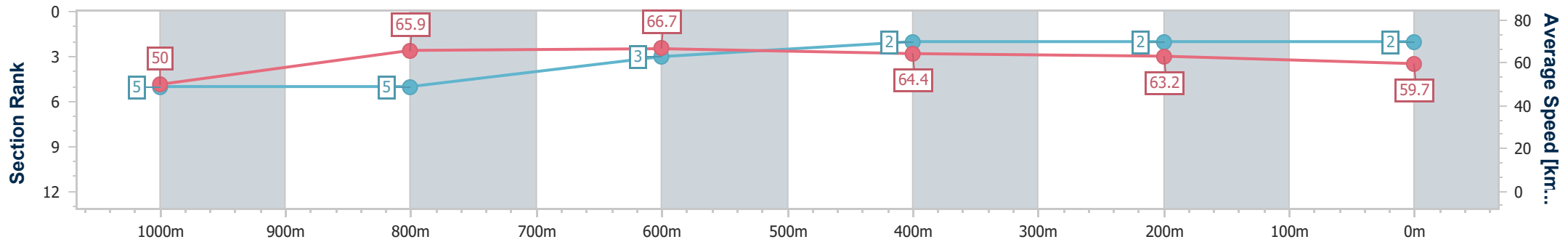
Race 2: LADBROKES RACING CLUB Maiden Handicap - 1200m

18 January 2025 - 13:41

Track Rating: Good 4, Weather: Fine, Rail Position: +2m 1000m-W/Post; True Remainder



Section	Overall	1000m	800m	600m	400m	200m
Section Times	1:10.91 [2] (0:14.37)	0:56.54 [5] (0:10.78)	0:45.76 [5] (0:10.89)	0:34.87 [3] (0:11.34)	0:23.53 [2] (0:11.48)	0:12.05 [2] (0:12.05)
Average Speed [km/h]	50.0	65.9	66.7	64.4	63.2	59.7
Top Speed [km/h]	66.9	68.0	69.5	66.3	64.0	63.0
Avg. Dist. to Rail [m]	3.1	2.5	2.0	3.4	1.9	2.6
Avg. Stride Freq. [Hz]	2.4	2.6	2.6	2.5	2.5	2.5
Avg. Stride Length [m]	6.2	7.1	7.3	7.1	6.9	6.7



- [] Ranking at each section and finish
- .-.- No data available at this section
- NA No data available



Horse/Jockey Name	Our Folly
Final Rank	3
Fastest Section Time (Section)	0:10.82 (1000m)
Top Speed [km/h] (Section)	68.4 (1000m)
Race State	Finished



Townsville QLD Professional

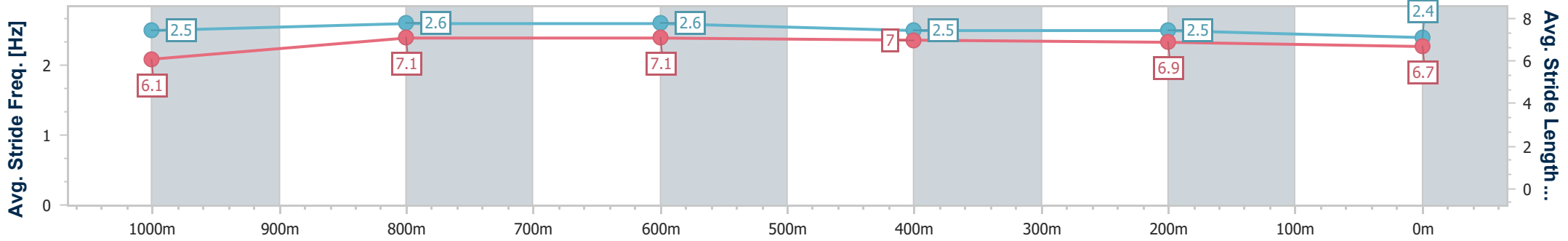
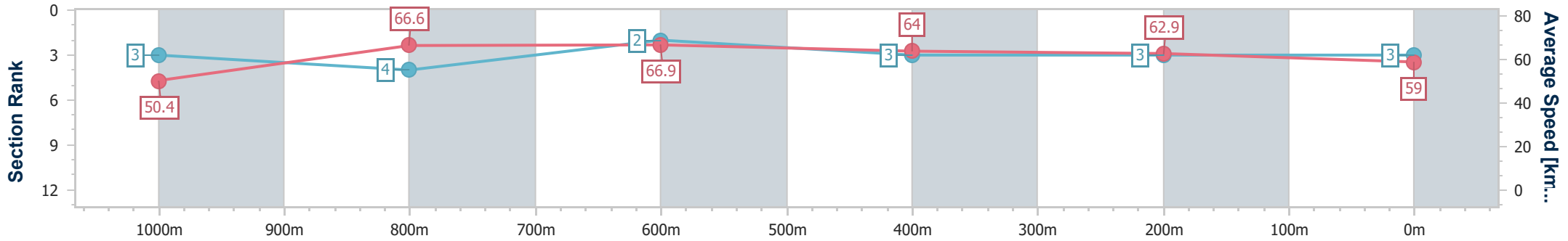
Race 2: LADBROKES RACING CLUB Maiden Handicap - 1200m

18 January 2025 - 13:41

Track Rating: Good 4, Weather: Fine, Rail Position: +2m 1000m-W/Post; True Remainder



Section	Overall	1000m	800m	600m	400m	200m
Section Times	1:11.19 [3] (0:14.32)	0:56.87 [3] (0:10.82)	0:46.05 [4] (0:10.87)	0:35.18 [2] (0:11.50)	0:23.68 [3] (0:11.48)	0:12.20 [3] (0:12.20)
Average Speed [km/h]	50.4	66.6	66.9	64.0	62.9	59.0
Top Speed [km/h]	66.2	68.4	67.8	64.6	64.4	62.0
Avg. Dist. to Rail [m]	5.7	1.1	2.2	4.3	0.8	1.8
Avg. Stride Freq. [Hz]	2.5	2.6	2.6	2.5	2.5	2.4
Avg. Stride Length [m]	6.1	7.1	7.1	7.0	6.9	6.7



- [] Ranking at each section and finish
- .-.- No data available at this section
- NA No data available



Horse/Jockey Name	Mr Grumbler
Final Rank	4
Fastest Section Time (Section)	0:10.95 (1000m)
Top Speed [km/h] (Section)	68.4 (800m)
Race State	Finished



Townsville QLD Professional

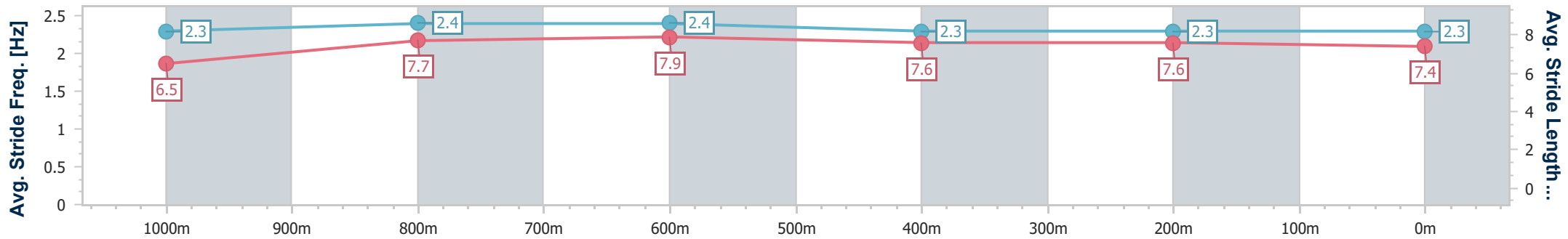
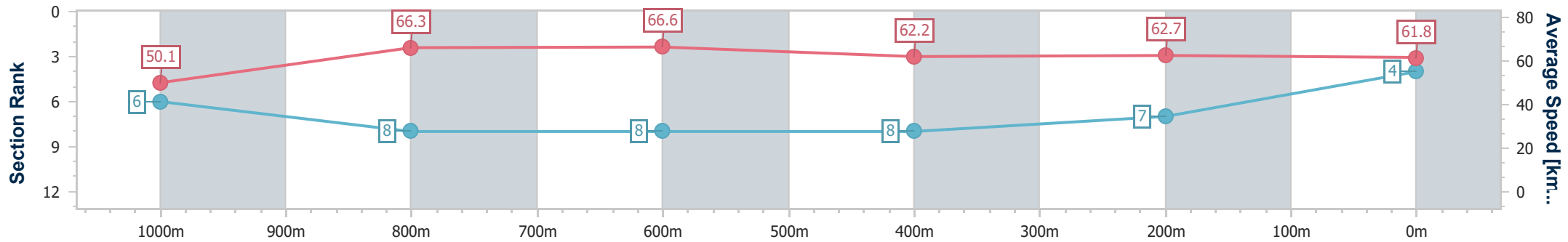
Race 2: LADBROKES RACING CLUB Maiden Handicap - 1200m

18 January 2025 - 13:41

Track Rating: Good 4, Weather: Fine, Rail Position: +2m 1000m-W/Post; True Remainder



Section	Overall	1000m	800m	600m	400m	200m
Section Times	1:11.37 [4] (0:14.41)	0:56.96 [6] (0:10.95)	0:46.01 [8] (0:10.96)	0:35.05 [8] (0:11.82)	0:23.23 [8] (0:11.58)	0:11.65 [7] (0:11.65)
Average Speed [km/h]	50.1	66.3	66.6	62.2	62.7	61.8
Top Speed [km/h]	66.8	68.3	68.4	63.4	64.4	63.1
Avg. Dist. to Rail [m]	8.8	1.9	2.7	4.4	3.1	1.5
Avg. Stride Freq. [Hz]	2.3	2.4	2.4	2.3	2.3	2.3
Avg. Stride Length [m]	6.5	7.7	7.9	7.6	7.6	7.4



- [] Ranking at each section and finish
- .-.- No data available at this section
- NA No data available



Horse/Jockey Name	Elizabethan
Final Rank	5
Fastest Section Time (Section)	0:10.89 (800m)
Top Speed [km/h] (Section)	67.8 (1000m)
Race State	Finished



Townsville QLD Professional

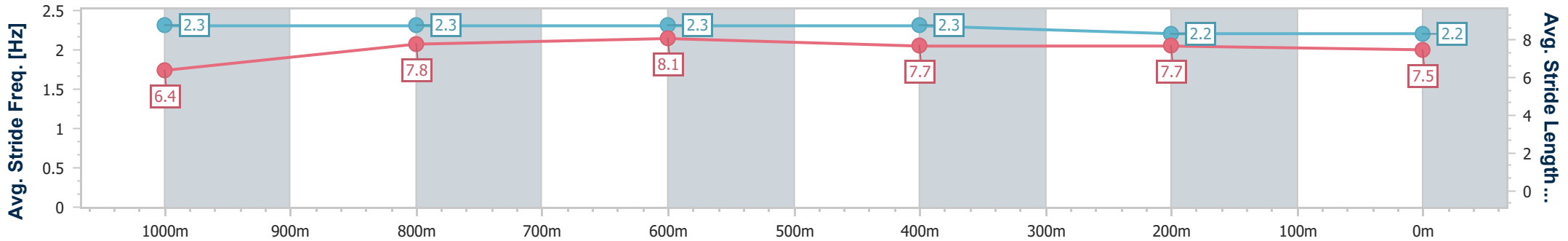
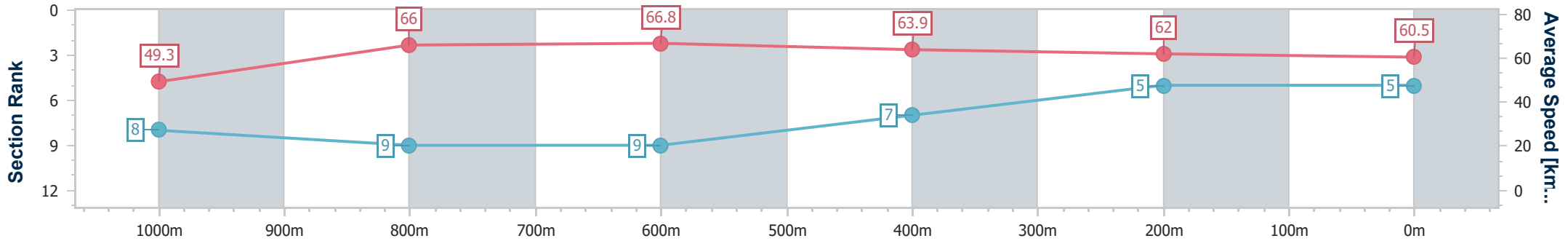
Race 2: LADBROKES RACING CLUB Maiden Handicap - 1200m

18 January 2025 - 13:41

Track Rating: Good 4, Weather: Fine, Rail Position: +2m 1000m-W/Post; True Remainder



Section	Overall	1000m	800m	600m	400m	200m
Section Times	1:11.52 [5] (0:14.63)	0:56.89 [8] (0:10.93)	0:45.96 [9] (0:10.89)	0:35.07 [9] (0:11.48)	0:23.59 [7] (0:11.69)	0:11.90 [5] (0:11.90)
Average Speed [km/h]	49.3	66.0	66.8	63.9	62.0	60.5
Top Speed [km/h]	65.3	67.8	67.5	66.4	62.9	61.4
Avg. Dist. to Rail [m]	3.8	0.5	2.1	3.9	3.7	4.1
Avg. Stride Freq. [Hz]	2.3	2.3	2.3	2.3	2.2	2.2
Avg. Stride Length [m]	6.4	7.8	8.1	7.7	7.7	7.5



- [] Ranking at each section and finish
- .-.- No data available at this section
- NA No data available



Horse/Jockey Name	She's A Mission
Final Rank	6
Fastest Section Time (Section)	0:10.72 (1000m)
Top Speed [km/h] (Section)	67.9 (800m)
Race State	Finished



Townsville QLD Professional

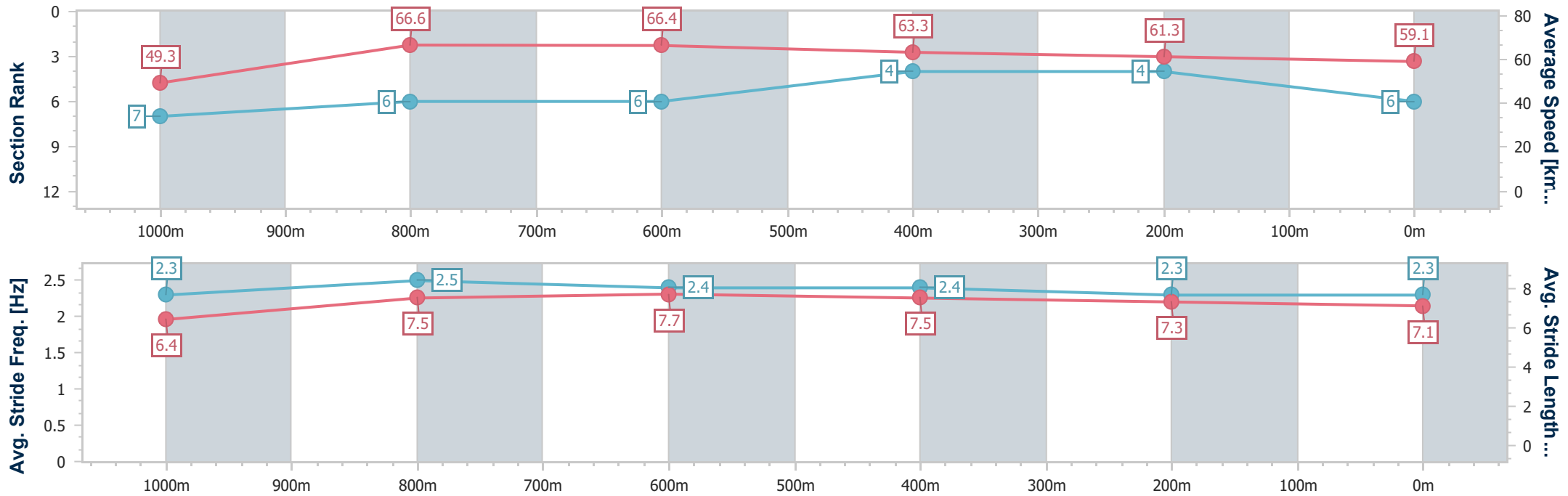
Race 2: LADBROKES RACING CLUB Maiden Handicap - 1200m

18 January 2025 - 13:41

Track Rating: Good 4, Weather: Fine, Rail Position: +2m 1000m-W/Post; True Remainder



Section	Overall	1000m	800m	600m	400m	200m
Section Times	1:11.67 [6] (0:14.59)	0:57.08 [7] (0:10.72)	0:46.36 [6] (0:10.89)	0:35.47 [6] (0:11.48)	0:23.99 [4] (0:11.80)	0:12.19 [4] (0:12.19)
Average Speed [km/h]	49.3	66.6	66.4	63.3	61.3	59.1
Top Speed [km/h]	65.2	67.6	67.9	66.2	63.6	60.7
Avg. Dist. to Rail [m]	1.9	1.2	0.7	2.0	2.2	1.9
Avg. Stride Freq. [Hz]	2.3	2.5	2.4	2.4	2.3	2.3
Avg. Stride Length [m]	6.4	7.5	7.7	7.5	7.3	7.1



- [] Ranking at each section and finish
- .-.- No data available at this section
- NA No data available



Horse/Jockey Name	Take A Dive
Final Rank	7
Fastest Section Time (Section)	0:10.71 (1000m)
Top Speed [km/h] (Section)	68.9 (1000m)
Race State	Finished



Townsville QLD Professional

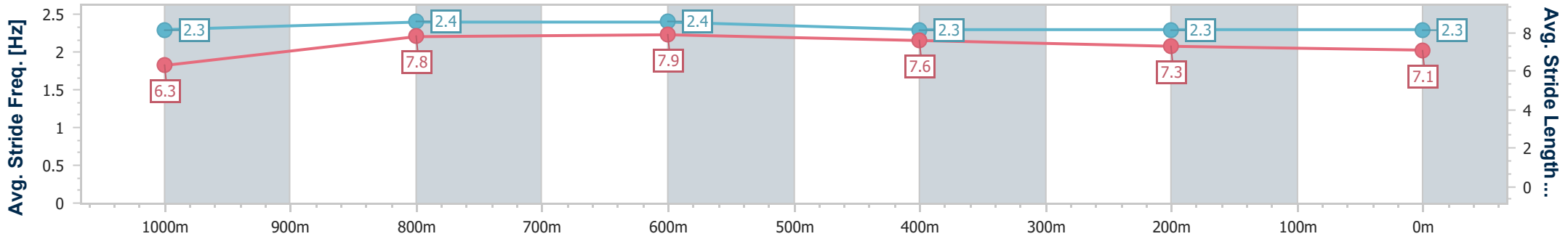
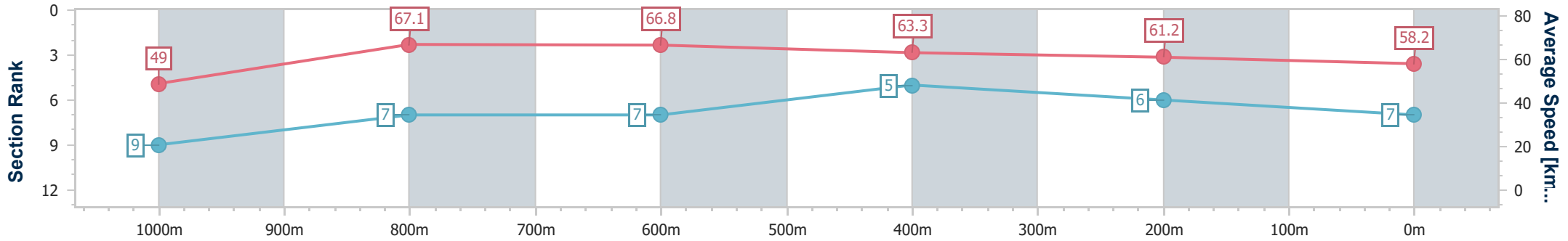
Race 2: LADBROKES RACING CLUB Maiden Handicap - 1200m

18 January 2025 - 13:41

Track Rating: Good 4, Weather: Fine, Rail Position: +2m 1000m-W/Post; True Remainder



Section	Overall	1000m	800m	600m	400m	200m
Section Times	1:12.04 [7] (0:14.65)	0:57.39 [9] (0:10.71)	0:46.68 [7] (0:10.87)	0:35.81 [7] (0:11.57)	0:24.24 [5] (0:11.87)	0:12.37 [6] (0:12.37)
Average Speed [km/h]	49.0	67.1	66.8	63.3	61.2	58.2
Top Speed [km/h]	66.7	68.9	67.8	65.5	62.9	59.7
Avg. Dist. to Rail [m]	2.1	1.2	2.1	3.5	4.9	5.8
Avg. Stride Freq. [Hz]	2.3	2.4	2.4	2.3	2.3	2.3
Avg. Stride Length [m]	6.3	7.8	7.9	7.6	7.3	7.1



- [] Ranking at each section and finish
- .-.- No data available at this section
- NA No data available



Horse/Jockey Name	All Powered Up
Final Rank	8
Fastest Section Time (Section)	0:10.76 (1000m)
Top Speed [km/h] (Section)	68.4 (800m)
Race State	Finished



Townsville QLD Professional

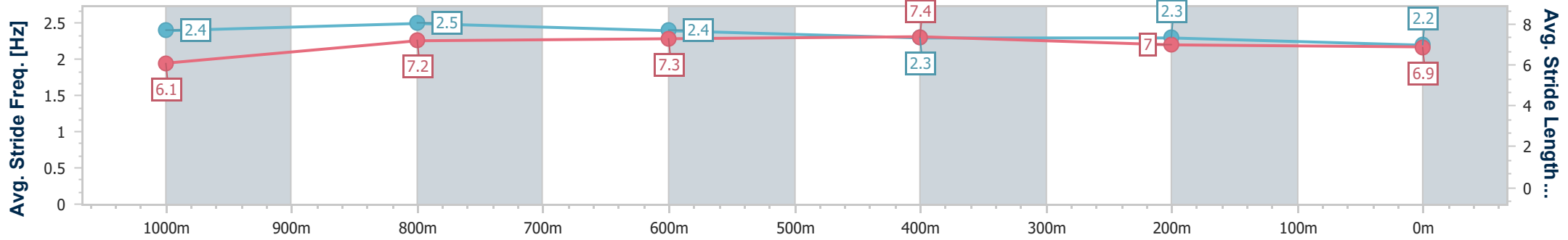
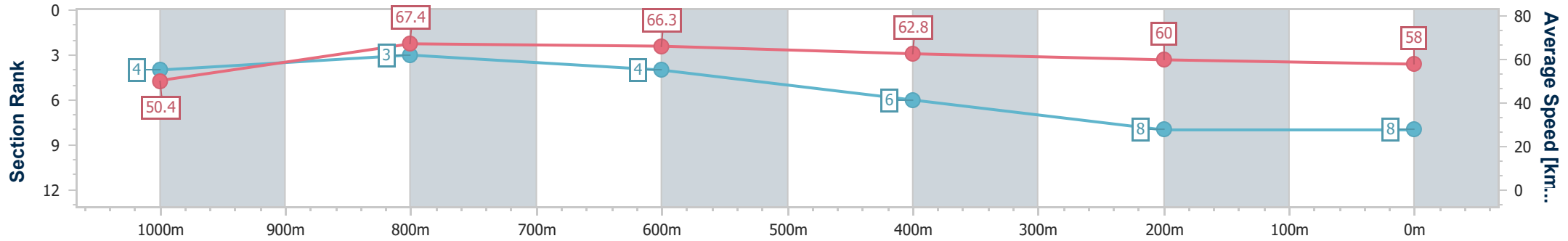
Race 2: LADBROKES RACING CLUB Maiden Handicap - 1200m

18 January 2025 - 13:41

Track Rating: Good 4, Weather: Fine, Rail Position: +2m 1000m-W/Post; True Remainder



Section	Overall	1000m	800m	600m	400m	200m
Section Times	1:12.35 [8] (0:14.32)	0:58.03 [4] (0:10.76)	0:47.27 [3] (0:11.07)	0:36.20 [4] (0:11.69)	0:24.51 [6] (0:12.10)	0:12.41 [8] (0:12.41)
Average Speed [km/h]	50.4	67.4	66.3	62.8	60.0	58.0
Top Speed [km/h]	67.5	68.3	68.4	64.2	61.0	59.2
Avg. Dist. to Rail [m]	7.0	1.9	3.8	4.1	3.7	3.1
Avg. Stride Freq. [Hz]	2.4	2.5	2.4	2.3	2.3	2.2
Avg. Stride Length [m]	6.1	7.2	7.3	7.4	7.0	6.9



- [] Ranking at each section and finish
- .-.- No data available at this section
- NA No data available



Horse/Jockey Name	Sneaky Tay
Final Rank	9
Fastest Section Time (Section)	0:10.90 (800m)
Top Speed [km/h] (Section)	68.3 (800m)
Race State	Finished



Townsville QLD Professional

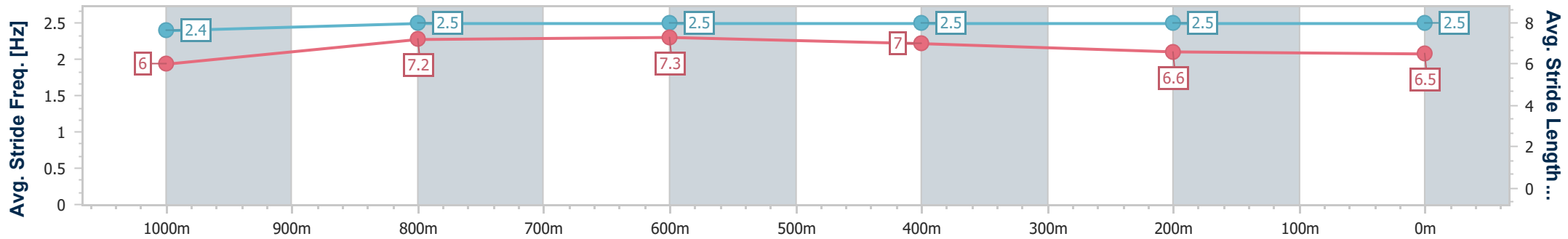
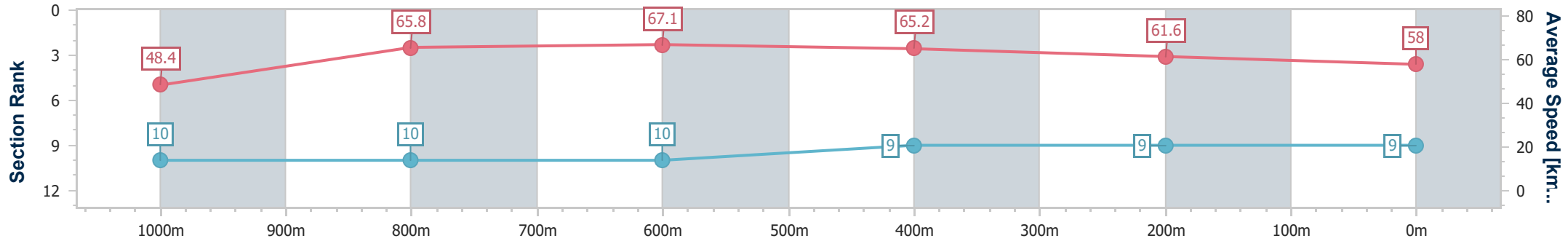
Race 2: LADBROKES RACING CLUB Maiden Handicap - 1200m

18 January 2025 - 13:41

Track Rating: Good 4, Weather: Fine, Rail Position: +2m 1000m-W/Post; True Remainder



Section	Overall	1000m	800m	600m	400m	200m
Section Times	1:12.45 [9] (0:14.96)	0:57.49 [10] (0:10.94)	0:46.55 [10] (0:10.90)	0:35.65 [10] (0:11.42)	0:24.23 [9] (0:11.85)	0:12.38 [9] (0:12.38)
Average Speed [km/h]	48.4	65.8	67.1	65.2	61.6	58.0
Top Speed [km/h]	64.0	67.7	68.3	66.9	64.6	60.9
Avg. Dist. to Rail [m]	8.8	0.9	3.2	7.1	6.5	6.0
Avg. Stride Freq. [Hz]	2.4	2.5	2.5	2.5	2.5	2.5
Avg. Stride Length [m]	6.0	7.2	7.3	7.0	6.6	6.5



- [] Ranking at each section and finish
- .-.- No data available at this section
- NA No data available



Horse/Jockey Name	Mischievous Girl
Final Rank	10
Fastest Section Time (Section)	0:10.89 (1000m)
Top Speed [km/h] (Section)	66.9 (1000m)
Race State	Finished



Townsville QLD Professional

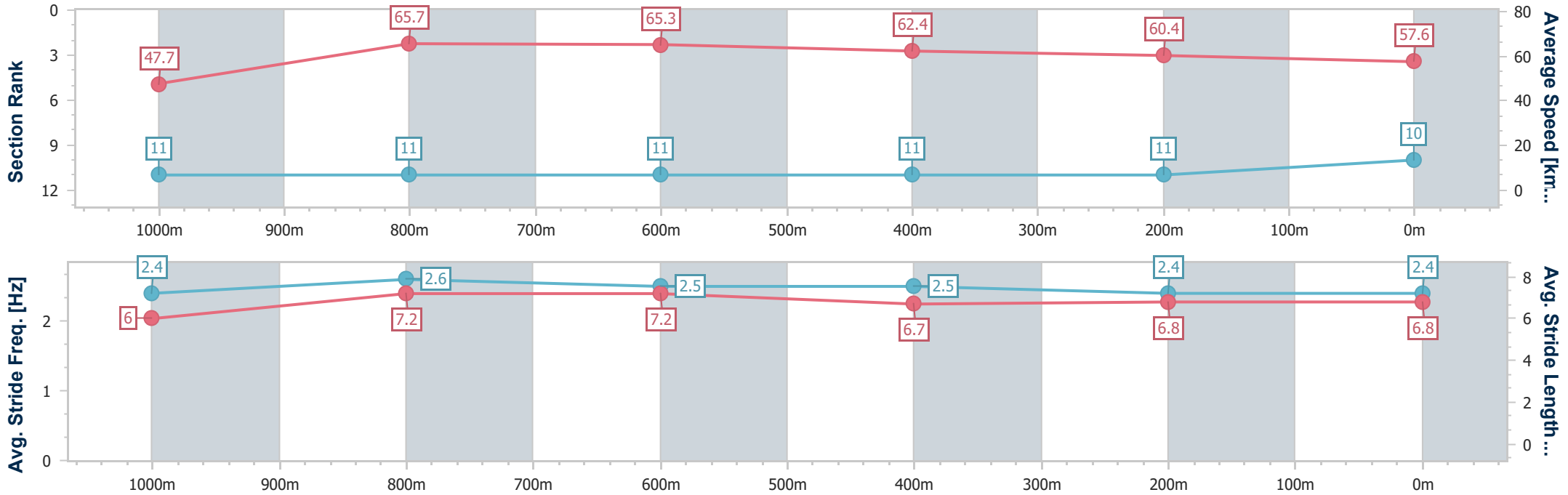
Race 2: LADBROKES RACING CLUB Maiden Handicap - 1200m

18 January 2025 - 13:41

Track Rating: Good 4, Weather: Fine, Rail Position: +2m 1000m-W/Post; True Remainder



Section	Overall	1000m	800m	600m	400m	200m								
Section Times	1:13.09 [10] (0:15.09)	0:58.00 [11] (0:10.89)	0:47.11 [11] (0:11.04)	0:36.07 [11] (0:11.60)	0:24.47 [11] (0:11.97)	0:12.50 [11] (0:12.50)								
Average Speed [km/h]	47.7	65.7	65.3	62.4	60.4	57.6								
Top Speed [km/h]	64.1	66.9	65.9	64.5	61.9	59.4								
Avg. Dist. to Rail [m]	4.5	1.4	0.6	1.4	1.7	2.1								
Avg. Stride Freq. [Hz]	2.4	2.6	2.5	2.5	2.4	2.4								
Avg. Stride Length [m]	6.0	7.2	7.2	6.7	6.8	6.8								



- [] Ranking at each section and finish
- .-.- No data available at this section
- NA No data available



Horse/Jockey Name	Cloud Eight
Final Rank	11
Fastest Section Time (Section)	0:10.82 (1000m)
Top Speed [km/h] (Section)	68.9 (1000m)
Race State	Finished



Townsville QLD Professional

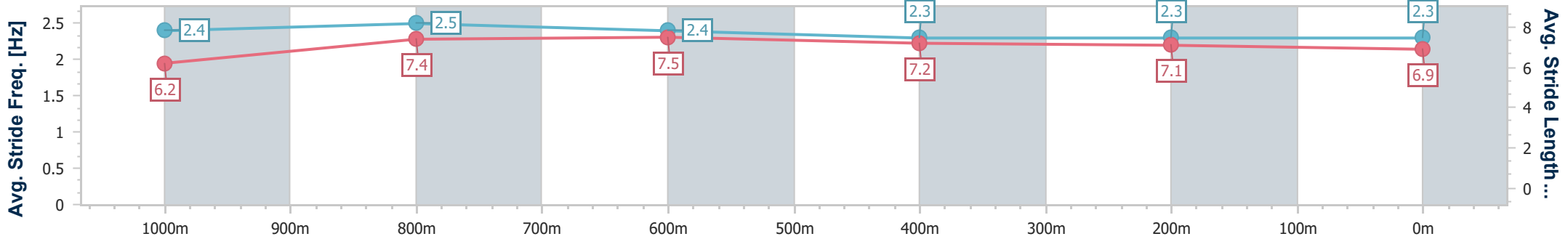
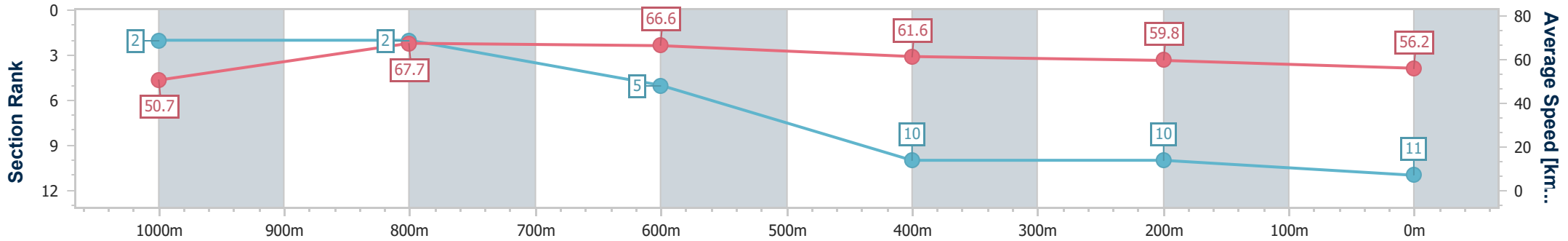
Race 2: LADBROKES RACING CLUB Maiden Handicap - 1200m

18 January 2025 - 13:41

Track Rating: Good 4, Weather: Fine, Rail Position: +2m 1000m-W/Post; True Remainder



Section	Overall	1000m	800m	600m	400m	200m
Section Times	1:13.18 [11] (0:14.25)	0:58.93 [2] (0:10.82)	0:48.11 [2] (0:11.09)	0:37.02 [5] (0:12.08)	0:24.94 [10] (0:12.12)	0:12.82 [10] (0:12.82)
Average Speed [km/h]	50.7	67.7	66.6	61.6	59.8	56.2
Top Speed [km/h]	68.8	68.9	68.1	63.9	61.3	58.4
Avg. Dist. to Rail [m]	6.9	4.2	5.1	6.6	2.8	2.6
Avg. Stride Freq. [Hz]	2.4	2.5	2.4	2.3	2.3	2.3
Avg. Stride Length [m]	6.2	7.4	7.5	7.2	7.1	6.9



- [] Ranking at each section and finish
- .-.-.- No data available at this section
- NA No data available



Townsville QLD Professional

Race 3: COCA COLA OPEN Handicap - 1300m

18 January 2025 - 14:15



Track Rating: Good 4, Weather: Fine, Rail Position: +2m 1000m-W/Post; True Remainder

Section	Overall	1200m	1000m	800m	600m	400m	Last 600m						
Field Times	1:16.61 (0:08.91)	1:07.70 (0:11.33)	0:56.37 (0:11.16)	0:45.21 (0:10.87)	0:34.34 (0:10.81)	0:23.53 (0:11.37)	0:34.34						
Rank	TAB	Horse/Jockey	Barrier	Top Speed [km/h]	Fastest Section							Distance Travelled [m]	
1	4	INCHING CLOSER Wanderson D'Avila	7	67.7 800m	0:08.98 Overall	1:16.61 [1] (0:08.98)	1:07.63 [2] (0:11.30)	0:56.33 [2] (0:11.18)	0:45.15 [2] (0:10.92)	0:34.23 [2] (0:11.02)	0:23.21 [2] (0:11.26)	0:34.23	
2	2	FODOR Ryan Wiggins	3	66.8 800m	0:08.91 Overall	1:16.71 [2] (0:08.91)	1:07.80 [1] (0:11.33)	0:56.47 [1] (0:11.16)	0:45.31 [1] (0:10.87)	0:34.44 [1] (0:10.81)	0:23.63 [1] (0:11.37)	0:34.44	-13
3	7	STICK TO YOUR GUNS McKenzie Apel	1	67.3 600m	0:09.25 Overall	1:16.89 [3] (0:09.25)	1:07.64 [4] (0:11.25)	0:56.39 [4] (0:11.21)	0:45.18 [4] (0:10.99)	0:34.19 [4] (0:10.83)	0:23.36 [3] (0:11.19)	0:34.19	-3
4	6	REGGIE'S BOY Adam Sewell	2	67.5 600m	0:09.04 Overall	1:16.93 [4] (0:09.04)	1:07.89 [3] (0:11.36)	0:56.53 [3] (0:11.15)	0:45.38 [3] (0:11.03)	0:34.35 [3] (0:11.03)	0:23.32 [4] (0:11.28)	0:34.35	-5
5	3	BRAD Chelsea Jokic	4	68.0 600m	0:09.35 Overall	1:16.97 [5] (0:09.35)	1:07.62 [5] (0:11.42)	0:56.20 [6] (0:11.12)	0:45.08 [6] (0:11.08)	0:34.00 [6] (0:10.75)	0:23.25 [5] (0:11.21)	0:34.00	-2
6	5	MYSTERY 'N' MAGIC Tyler Leslight	6	66.6 600m	0:09.53 Overall	1:17.10 [6] (0:09.53)	1:07.57 [7] (0:11.40)	0:56.17 [7] (0:11.15)	0:45.02 [7] (0:11.07)	0:33.95 [7] (0:11.04)	0:22.91 [7] (0:11.16)	0:33.95	-2
7	1	OUTBACK ACTION Liv O'Donnell	5	67.6 800m	0:09.48 Overall	1:18.13 [7] (0:09.48)	1:08.65 [6] (0:11.22)	0:57.43 [5] (0:11.09)	0:46.34 [5] (0:11.06)	0:35.28 [5] (0:11.18)	0:24.10 [6] (0:11.48)	0:35.28	-3



Townsville QLD Professional

Race 3: COCA COLA OPEN Handicap - 1300m

18 January 2025 - 14:15



Track Rating: Good 4, Weather: Fine, Rail Position: +2m 1000m-W/Post; True Remainder

Section							200m			Last 600m
Field Times							0:12.16			0:34.34
							(0:12.16)			
Rank	TAB	Horse/Jockey	Barrier	Top Speed [km/h]	Fastest Section	Margin			Distance Travelled [m]	
1	4	INCHING CLOSER	7	67.7	0:08.98	0:11.95 [2]	1:16.61		0:34.23	
		Wanderson D'Avila		800m	Overall	(0:11.95)				
2	2	FODOR	3	66.8	0:08.91	0:12.26 [1]	0.56L		0:34.44 -13	
		Ryan Wiggins		800m	Overall	(0:12.26)				
3	7	STICK TO YOUR GUNS	1	67.3	0:09.25	0:12.17 [3]	1.66L		0:34.19 -3	
		McKenzie Apel		600m	Overall	(0:12.17)				
4	6	REGGIE'S BOY	2	67.5	0:09.04	0:12.04 [4]	1.85L		0:34.35 -5	
		Adam Sewell		600m	Overall	(0:12.04)				
5	3	BRAD	4	68.0	0:09.35	0:12.04 [5]	2.13L		0:34.00 -2	
		Chelsea Jokic		600m	Overall	(0:12.04)				
6	5	MYSTERY 'N' MAGIC	6	66.6	0:09.53	0:11.75 [6]	2.87L		0:33.95 -2	
		Tyler Leslight		600m	Overall	(0:11.75)				
7	1	OUTBACK ACTION	5	67.6	0:09.48	0:12.62 [7]	8.93L		0:35.28 -3	
		Liv O'Donnell		800m	Overall	(0:12.62)				



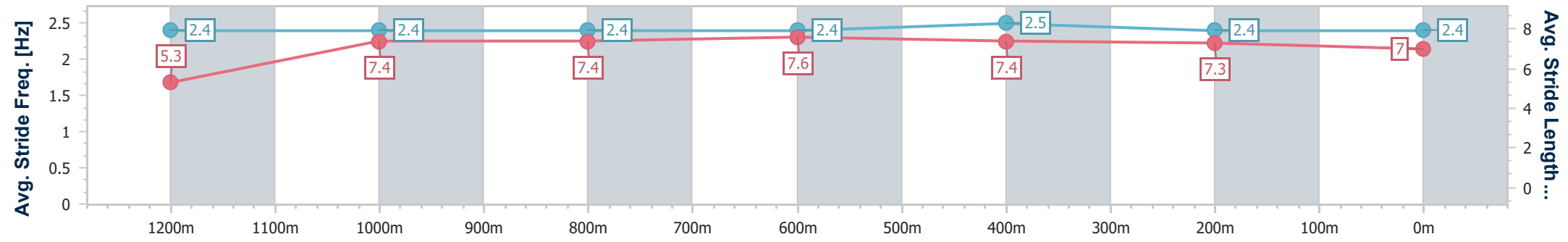
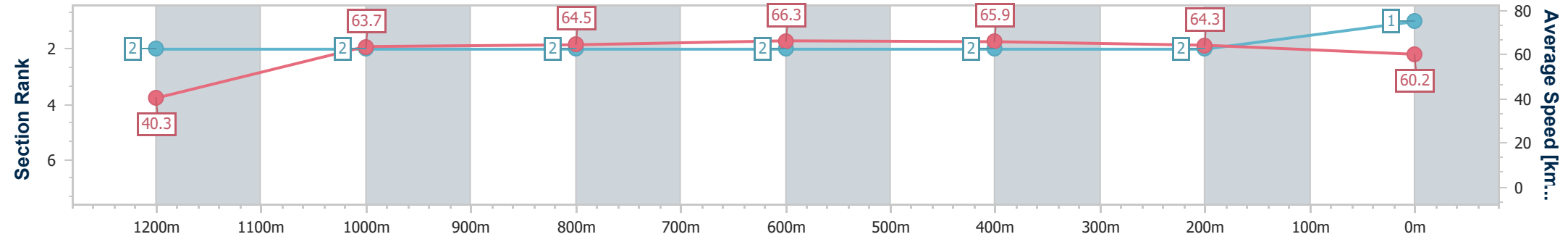
Horse/Jockey Name	Inching Closer
Final Rank	1
Fastest Section Time (Section)	0:08.98 (Overall)
Top Speed [km/h] (Section)	67.7 (800m)
Race State	Finished



Townsville QLD Professional
 Race 3: COCA COLA OPEN Handicap - 1300m
 18 January 2025 - 14:15
 Track Rating: Good 4, Weather: Fine, Rail Position: +2m 1000m-
 W/Post; True Remainder



Section	Overall	1200m	1000m	800m	600m	400m	200m
Section Times	1:16.61 [1] (0:08.98)	1:07.63 [2] (0:11.30)	0:56.33 [2] (0:11.18)	0:45.15 [2] (0:10.92)	0:34.23 [2] (0:11.02)	0:23.21 [2] (0:11.26)	0:11.95 [2] (0:11.95)
Average Speed [km/h]	40.3	63.7	64.5	66.3	65.9	64.3	60.2
Top Speed [km/h]	60.8	64.8	65.8	67.7	67.5	66.2	63.8
Avg. Dist. to Rail [m]	8.2	1.0	1.0	1.3	1.8	2.1	1.8
Avg. Stride Freq. [Hz]	2.4	2.4	2.4	2.4	2.5	2.4	2.4
Avg. Stride Length [m]	5.3	7.4	7.4	7.6	7.4	7.3	7.0



- [] Ranking at each section and finish
- .-.- No data available at this section
- NA No data available



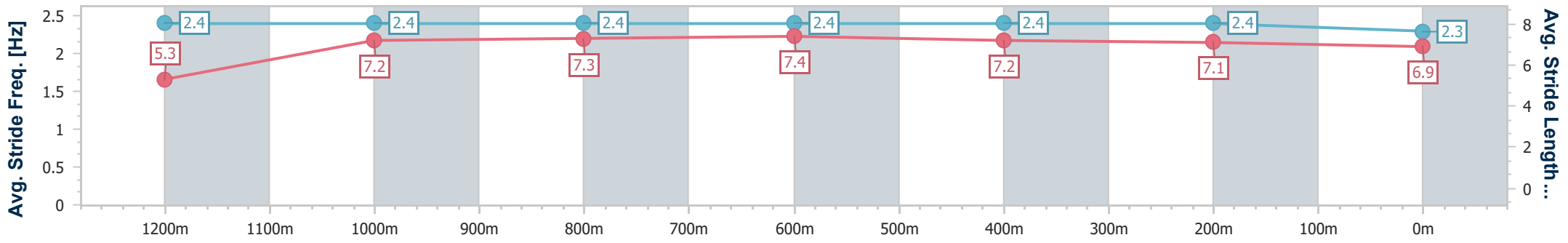
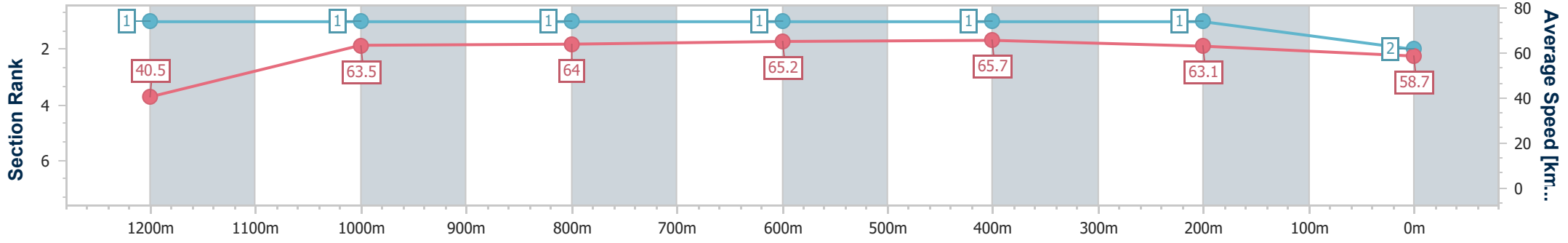
Horse/Jockey Name	Fodor
Final Rank	2
Fastest Section Time (Section)	0:08.91 (Overall)
Top Speed [km/h] (Section)	66.8 (800m)
Race State	Finished



Townsville QLD Professional
 Race 3: COCA COLA OPEN Handicap - 1300m
 18 January 2025 - 14:15
 Track Rating: Good 4, Weather: Fine, Rail Position: +2m 1000m-
 W/Post; True Remainder



Section	Overall	1200m	1000m	800m	600m	400m	200m
Section Times	1:16.71 [2] (0:08.91)	1:07.80 [1] (0:11.33)	0:56.47 [1] (0:11.16)	0:45.31 [1] (0:10.87)	0:34.44 [1] (0:10.81)	0:23.63 [1] (0:11.37)	0:12.26 [1] (0:12.26)
Average Speed [km/h]	40.5	63.5	64.0	65.2	65.7	63.1	58.7
Top Speed [km/h]	62.5	64.4	65.3	66.8	66.5	64.8	61.1
Avg. Dist. to Rail [m]	6.5	0.7	1.6	2.9	3.0	1.3	2.1
Avg. Stride Freq. [Hz]	2.4	2.4	2.4	2.4	2.4	2.4	2.3
Avg. Stride Length [m]	5.3	7.2	7.3	7.4	7.2	7.1	6.9



- [] Ranking at each section and finish
- .-.- No data available at this section
- NA No data available



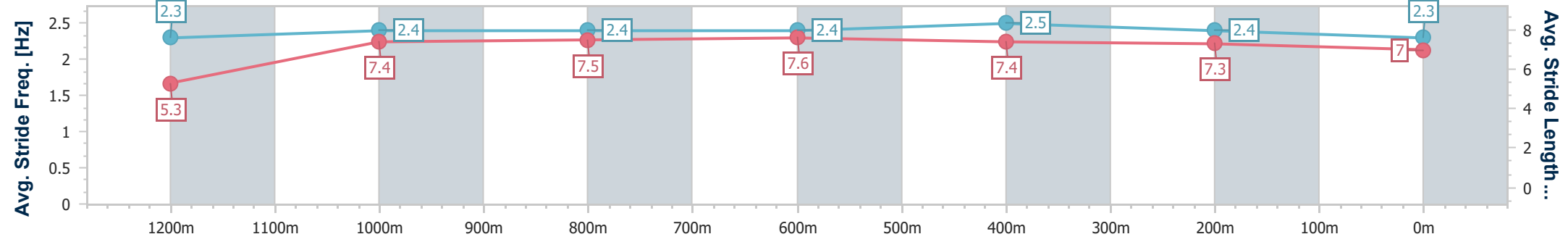
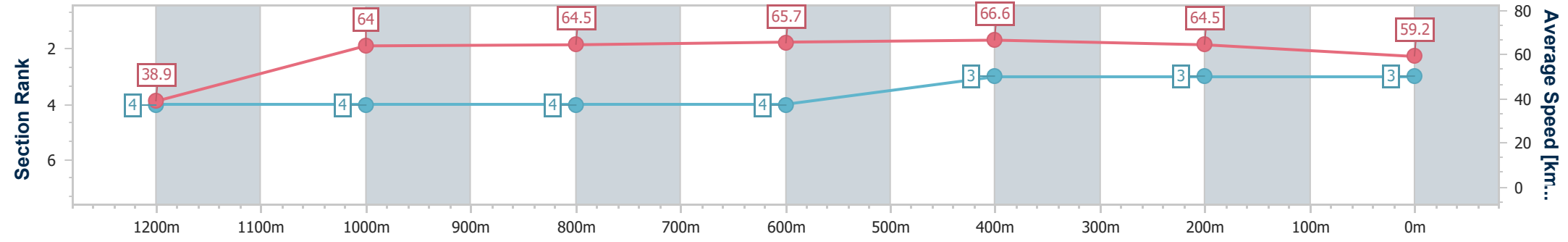
Horse/Jockey Name	Stick To Your Guns
Final Rank	3
Fastest Section Time (Section)	0:09.25 (Overall)
Top Speed [km/h] (Section)	67.3 (600m)
Race State	Finished



Townsville QLD Professional
 Race 3: COCA COLA OPEN Handicap - 1300m
 18 January 2025 - 14:15
 Track Rating: Good 4, Weather: Fine, Rail Position: +2m 1000m-
 W/Post; True Remainder



Section	Overall	1200m	1000m	800m	600m	400m	200m
Section Times	1:16.89 [3] (0:09.25)	1:07.64 [4] (0:11.25)	0:56.39 [4] (0:11.21)	0:45.18 [4] (0:10.99)	0:34.19 [4] (0:10.83)	0:23.36 [3] (0:11.19)	0:12.17 [3] (0:12.17)
Average Speed [km/h]	38.9	64.0	64.5	65.7	66.6	64.5	59.2
Top Speed [km/h]	62.2	65.0	66.7	67.1	67.3	66.0	61.7
Avg. Dist. to Rail [m]	4.3	0.7	1.1	0.8	0.5	3.8	6.8
Avg. Stride Freq. [Hz]	2.3	2.4	2.4	2.4	2.5	2.4	2.3
Avg. Stride Length [m]	5.3	7.4	7.5	7.6	7.4	7.3	7.0



- [] Ranking at each section and finish
- .-.- No data available at this section
- NA No data available



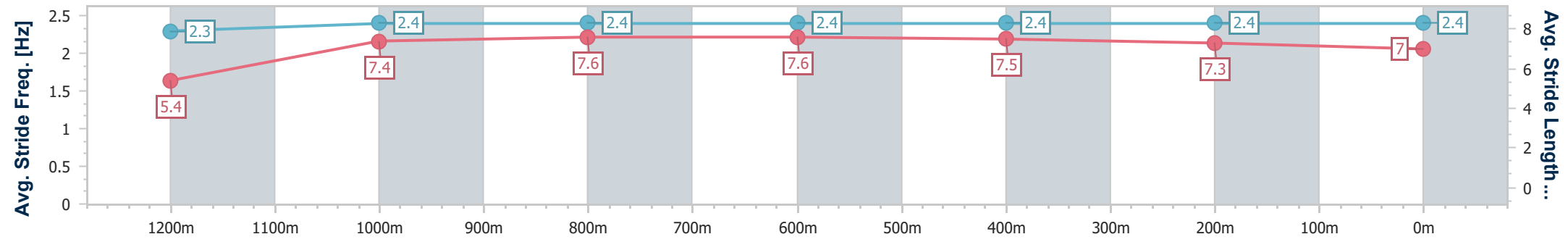
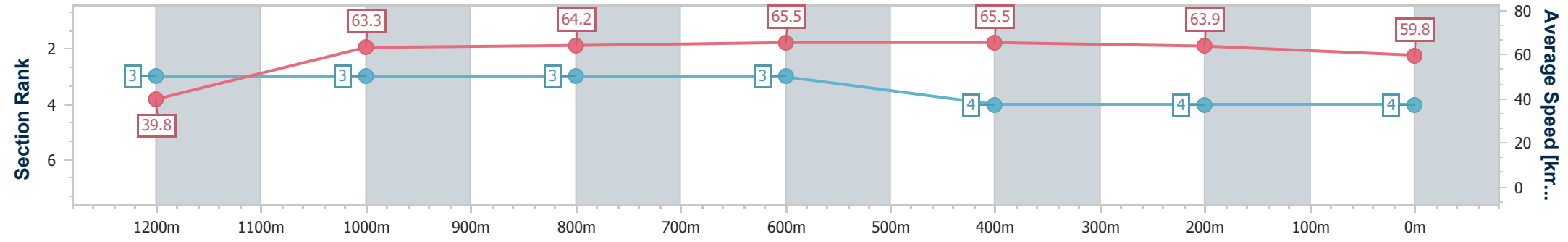
Horse/Jockey Name	Reggie's Boy
Final Rank	4
Fastest Section Time (Section)	0:09.04 (Overall)
Top Speed [km/h] (Section)	67.5 (600m)
Race State	Finished



Townsville QLD Professional
 Race 3: COCA COLA OPEN Handicap - 1300m
 18 January 2025 - 14:15
 Track Rating: Good 4, Weather: Fine, Rail Position: +2m 1000m-
 W/Post; True Remainder



Section	Overall	1200m	1000m	800m	600m	400m	200m
Section Times	1:16.93 [4] (0:09.04)	1:07.89 [3] (0:11.36)	0:56.53 [3] (0:11.15)	0:45.38 [3] (0:11.03)	0:34.35 [3] (0:11.03)	0:23.32 [4] (0:11.28)	0:12.04 [4] (0:12.04)
Average Speed [km/h]	39.8	63.3	64.2	65.5	65.5	63.9	59.8
Top Speed [km/h]	60.6	64.7	66.8	67.2	67.5	65.2	63.0
Avg. Dist. to Rail [m]	4.4	0.8	1.1	0.6	0.7	0.9	2.8
Avg. Stride Freq. [Hz]	2.3	2.4	2.4	2.4	2.4	2.4	2.4
Avg. Stride Length [m]	5.4	7.4	7.6	7.6	7.5	7.3	7.0



- [] Ranking at each section and finish
- .-.- No data available at this section
- NA No data available



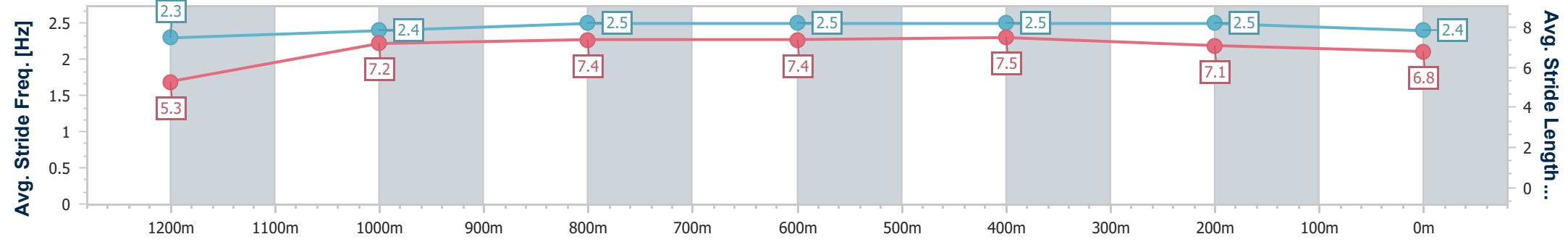
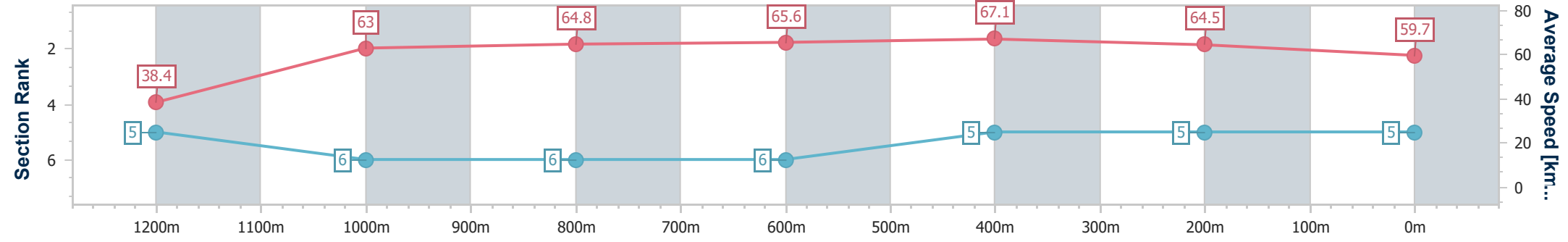
Horse/Jockey Name	Brad
Final Rank	5
Fastest Section Time (Section)	0:09.35 (Overall)
Top Speed [km/h] (Section)	68.0 (600m)
Race State	Finished



Townsville QLD Professional
Race 3: COCA COLA OPEN Handicap - 1300m
 18 January 2025 - 14:15
 Track Rating: Good 4, Weather: Fine, Rail Position: +2m 1000m-
 W/Post; True Remainder



Section	Overall	1200m	1000m	800m	600m	400m	200m
Section Times	1:16.97 [5] (0:09.35)	1:07.62 [5] (0:11.42)	0:56.20 [6] (0:11.12)	0:45.08 [6] (0:11.08)	0:34.00 [6] (0:10.75)	0:23.25 [5] (0:11.21)	0:12.04 [5] (0:12.04)
Average Speed [km/h]	38.4	63.0	64.8	65.6	67.1	64.5	59.7
Top Speed [km/h]	62.2	64.8	66.0	67.3	68.0	67.3	62.3
Avg. Dist. to Rail [m]	5.7	0.8	1.7	1.8	0.6	3.5	6.7
Avg. Stride Freq. [Hz]	2.3	2.4	2.5	2.5	2.5	2.5	2.4
Avg. Stride Length [m]	5.3	7.2	7.4	7.4	7.5	7.1	6.8



- [] Ranking at each section and finish
- .-.- No data available at this section
- NA No data available



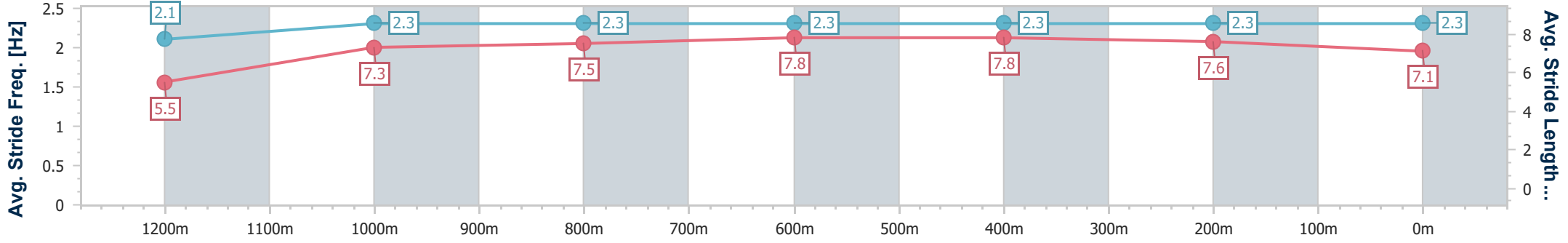
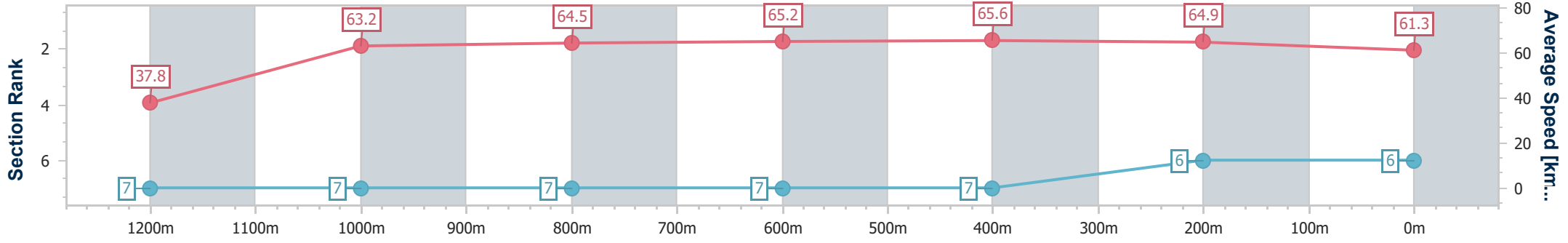
Horse/Jockey Name	Mystery 'N' Magic
Final Rank	6
Fastest Section Time (Section)	0:09.53 (Overall)
Top Speed [km/h] (Section)	66.6 (600m)
Race State	Finished



Townsville QLD Professional
 Race 3: COCA COLA OPEN Handicap - 1300m
 18 January 2025 - 14:15
 Track Rating: Good 4, Weather: Fine, Rail Position: +2m 1000m-
 W/Post; True Remainder



Section	Overall	1200m	1000m	800m	600m	400m	200m
Section Times	1:17.10 [6] (0:09.53)	1:07.57 [7] (0:11.40)	0:56.17 [7] (0:11.15)	0:45.02 [7] (0:11.07)	0:33.95 [7] (0:11.04)	0:22.91 [7] (0:11.16)	0:11.75 [6] (0:11.75)
Average Speed [km/h]	37.8	63.2	64.5	65.2	65.6	64.9	61.3
Top Speed [km/h]	60.3	64.3	65.6	65.9	66.6	65.5	64.4
Avg. Dist. to Rail [m]	7.9	0.9	1.1	0.8	1.3	3.0	3.6
Avg. Stride Freq. [Hz]	2.1	2.3	2.3	2.3	2.3	2.3	2.3
Avg. Stride Length [m]	5.5	7.3	7.5	7.8	7.8	7.6	7.1



- [] Ranking at each section and finish
- .-.- No data available at this section
- NA No data available



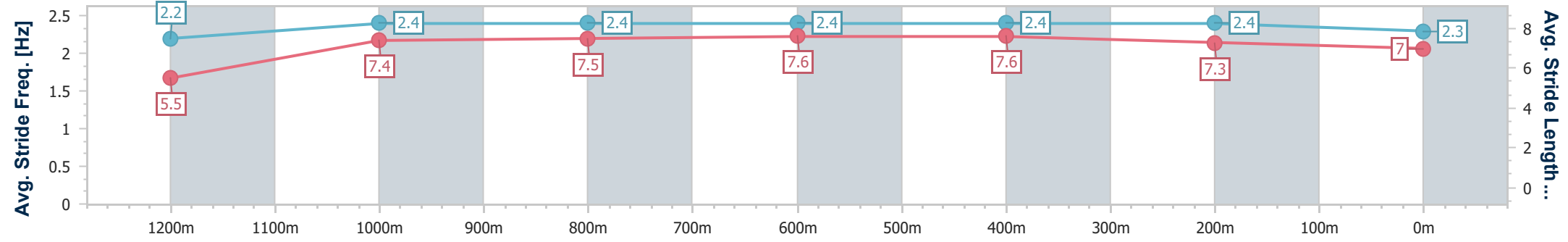
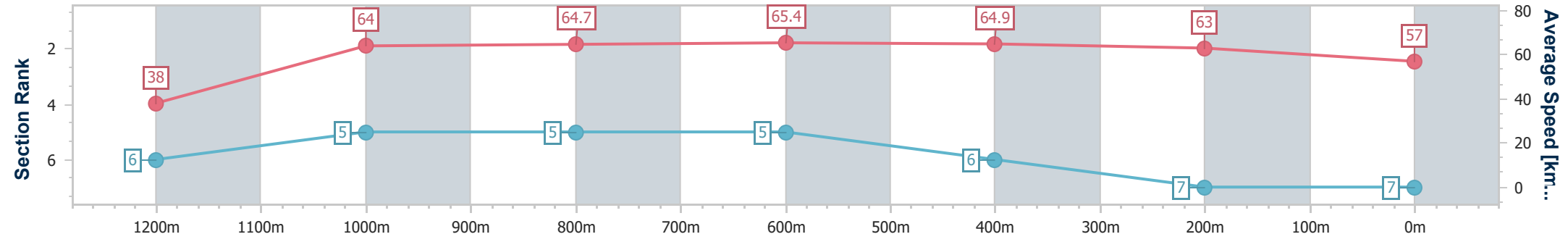
Horse/Jockey Name	Outback Action
Final Rank	7
Fastest Section Time (Section)	0:09.48 (Overall)
Top Speed [km/h] (Section)	67.6 (800m)
Race State	Finished



Townsville QLD Professional
Race 3: COCA COLA OPEN Handicap - 1300m
 18 January 2025 - 14:15
 Track Rating: Good 4, Weather: Fine, Rail Position: +2m 1000m-
 W/Post; True Remainder



Section	Overall	1200m	1000m	800m	600m	400m	200m
Section Times	1:18.13 [7] (0:09.48)	1:08.65 [6] (0:11.22)	0:57.43 [5] (0:11.09)	0:46.34 [5] (0:11.06)	0:35.28 [5] (0:11.18)	0:24.10 [6] (0:11.48)	0:12.62 [7] (0:12.62)
Average Speed [km/h]	38.0	64.0	64.7	65.4	64.9	63.0	57.0
Top Speed [km/h]	60.8	65.4	66.1	67.6	67.5	65.6	61.8
Avg. Dist. to Rail [m]	5.6	1.3	1.4	1.2	1.5	2.3	3.0
Avg. Stride Freq. [Hz]	2.2	2.4	2.4	2.4	2.4	2.4	2.3
Avg. Stride Length [m]	5.5	7.4	7.5	7.6	7.6	7.3	7.0



- [] Ranking at each section and finish
- .-.- No data available at this section
- NA No data available



Townsville QLD Professional

Race 4: RENEW YOUR 2025 CLUB MEMBERSHIP Class 6 Handicap - 1609m

18 January 2025 - 14:49



Track Rating: Good 3, Weather: Fine, Rail Position: +2m 1000m-W/Post; True Remainder

Section		Overall	1400m	1200m	1000m	800m	600m	400m	Last 600m				
Field Times		1:35.79 (0:14.66)	1:21.13 (0:11.56)	1:09.57 (0:11.70)	0:57.87 (0:11.57)	0:46.30 (0:11.14)	0:35.16 (0:11.15)	0:24.01 (0:11.75)	0:35.16				
Rank	TAB Horse/Jockey	Barrier	Top Speed [km/h]	Fastest Section									Distance Travelled [m]
1	2 CASTILE Chelsea Jokic	6	67.0 800m	0:11.01 800m	1:35.79 [1] (0:15.59)	1:20.20 [7] (0:11.73)	1:08.47 [7] (0:11.53)	0:56.94 [7] (0:11.38)	0:45.56 [7] (0:11.01)	0:34.55 [6] (0:11.22)	0:23.33 [7] (0:11.35)	0:34.55	
2	8 JOE'S GIGGLE Jackson Murphy	5	67.0 800m	0:11.14 800m	1:35.97 [2] (0:15.01)	1:20.96 [3] (0:11.54)	1:09.42 [3] (0:11.70)	0:57.72 [4] (0:11.49)	0:46.23 [4] (0:11.14)	0:35.09 [4] (0:11.27)	0:23.82 [3] (0:11.54)	0:35.09	+2
3	5 MR METRICS Nathan Thomas	3	66.1 600m	0:11.14 800m	1:36.17 [3] (0:14.66)	1:21.51 [1] (0:11.56)	1:09.95 [1] (0:11.70)	0:58.25 [1] (0:11.57)	0:46.68 [1] (0:11.14)	0:35.54 [1] (0:11.15)	0:24.39 [1] (0:11.75)	0:35.54	-2
4	4 VALENKI Tyler Leslight	7	66.5 600m	0:11.12 800m	1:36.25 [4] (0:15.47)	1:20.78 [6] (0:11.52)	1:09.26 [6] (0:11.59)	0:57.67 [6] (0:11.49)	0:46.18 [5] (0:11.12)	0:35.06 [5] (0:11.24)	0:23.82 [5] (0:11.57)	0:35.06	+6
5	3 EARLY THOUGHTS Liv O'Donnell	9	66.1 1000m	0:11.00 800m	1:36.30 [5] (0:15.93)	1:20.37 [8] (0:11.66)	1:08.71 [8] (0:11.44)	0:57.27 [8] (0:11.27)	0:46.00 [8] (0:11.00)	0:35.00 [7] (0:11.14)	0:23.86 [6] (0:11.47)	0:35.00	-3
6	7 SEALION Adam Sewell	2	67.1 600m	0:11.07 600m	1:36.34 [6] (0:14.82)	1:21.52 [2] (0:11.54)	1:09.98 [2] (0:11.64)	0:58.34 [2] (0:11.55)	0:46.79 [2] (0:11.24)	0:35.55 [3] (0:11.07)	0:24.48 [2] (0:11.69)	0:35.55	+0
7	6 TALONS Wanderson D'Avila	4	65.8 600m	0:11.18 800m	1:36.88 [7] (0:15.27)	1:21.61 [5] (0:11.65)	1:09.96 [5] (0:11.62)	0:58.34 [5] (0:11.58)	0:46.76 [6] (0:11.18)	0:35.58 [8] (0:11.21)	0:24.37 [8] (0:11.77)	0:35.58	-7
8	9 DIASONIC Rob Thorburn	1	65.3 600m	0:11.17 800m	1:37.10 [8] (0:15.17)	1:21.93 [4] (0:11.41)	1:10.52 [4] (0:11.62)	0:58.90 [3] (0:11.40)	0:47.50 [3] (0:11.17)	0:36.33 [2] (0:11.47)	0:24.86 [4] (0:11.87)	0:36.33	-10

Did Not Finish: Indictment (#1)

[] Ranking at each section and finish
 -:-:- No data available at this section
 NA No data available

SCN Saddle cloth number
 DNF Did not finish
 DNT Did not track



Townsville QLD Professional

Race 4: RENEW YOUR 2025 CLUB MEMBERSHIP Class 6 Handicap - 1609m

18 January 2025 - 14:49



Track Rating: Good 3, Weather: Fine, Rail Position: +2m 1000m-W/Post; True Remainder

Section				200m				Last 600m	
Field Times				0:12.26		(0:12.26)		0:35.16	
Rank	TAB	Horse/Jockey	Barrier	Top Speed [km/h]	Fastest Section	Margin			Distance Travelled [m]
1	2	CASTILE	6	67.0	0:11.01	0:11.98 [4]	1:35.79		0:34.55
		Chelsea Jokic		800m	800m	(0:11.98)			
2	8	JOE'S GIGGLE	5	67.0	0:11.14	0:12.28 [3]	1.09L		0:35.09 +2
		Jackson Murphy		800m	800m	(0:12.28)			
3	5	MR METRICS	3	66.1	0:11.14	0:12.64 [1]	2.24L		0:35.54 -2
		Nathan Thomas		600m	800m	(0:12.64)			
4	4	VALENKI	7	66.5	0:11.12	0:12.25 [6]	2.76L		0:35.06 +6
		Tyler Leslight		600m	800m	(0:12.25)			
5	3	EARLY THOUGHTS	9	66.1	0:11.00	0:12.39 [5]	3.04L		0:35.00 -3
		Liv O'Donnell		1000m	800m	(0:12.39)			
6	7	SEALION	2	67.1	0:11.07	0:12.79 [2]	3.26L		0:35.55 +0
		Adam Sewell		600m	600m	(0:12.79)			
7	6	TALONS	4	65.8	0:11.18	0:12.60 [8]	6.46L		0:35.58 -7
		Wanderson D'Avila		600m	800m	(0:12.60)			
8	9	DIASONIC	1	65.3	0:11.17	0:12.99 [7]	7.72L		0:36.33 -10
		Rob Thorburn		600m	800m	(0:12.99)			

Did Not Finish: Indictment (#1)

[] Ranking at each section and finish
 -:-:- No data available at this section
 NA No data available

SCN Saddle cloth number
 DNF Did not finish
 DNT Did not track



Horse/Jockey Name	Castile
Final Rank	1
Fastest Section Time (Section)	0:11.01 (800m)
Top Speed [km/h] (Section)	67.0 (800m)
Race State	Finished



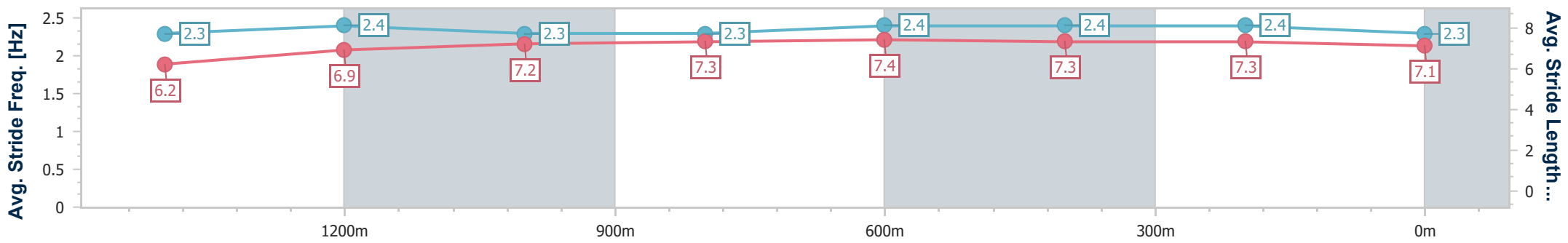
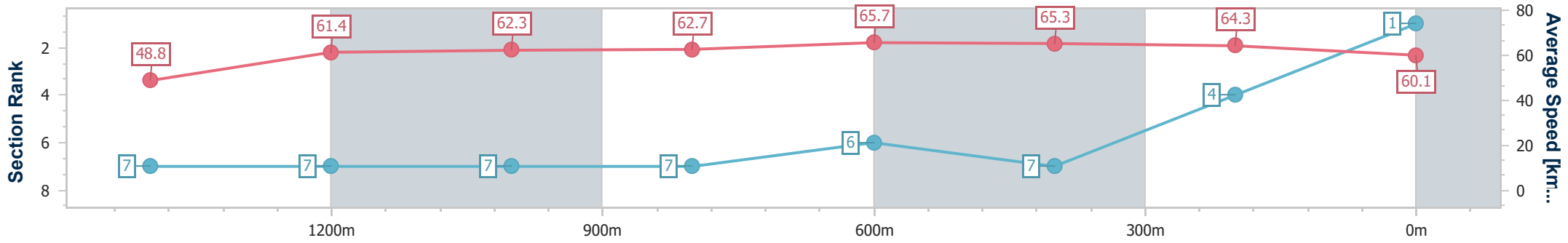
Townsville QLD Professional
Race 4: RENEW YOUR 2025 CLUB MEMBERSHIP Class 6
Handicap - 1609m

18 January 2025 - 14:49

Track Rating: Good 3, Weather: Fine, Rail Position: +2m 1000m-W/Post; True Remainder



Section	Overall	1400m	1200m	1000m	800m	600m	400m	200m						
Section Times	1:35.79 [1] (0:15.59)	1:20.20 [7] (0:11.73)	1:08.47 [7] (0:11.53)	0:56.94 [7] (0:11.38)	0:45.56 [7] (0:11.01)	0:34.55 [6] (0:11.22)	0:23.33 [7] (0:11.35)	0:11.98 [4] (0:11.98)						
Average Speed [km/h]	48.8	61.4	62.3	62.7	65.7	65.3	64.3	60.1						
Top Speed [km/h]	62.6	62.8	63.9	65.0	67.0	66.9	65.2	62.9						
Avg. Dist. to Rail [m]	6.2	0.3	0.8	1.1	0.8	3.8	8.2	8.5						
Avg. Stride Freq. [Hz]	2.3	2.4	2.3	2.3	2.4	2.4	2.4	2.3						
Avg. Stride Length [m]	6.2	6.9	7.2	7.3	7.4	7.3	7.3	7.1						



- [] Ranking at each section and finish
- .-.- No data available at this section
- NA No data available



Horse/Jockey Name	Joe's Giggle
Final Rank	2
Fastest Section Time (Section)	0:11.14 (800m)
Top Speed [km/h] (Section)	67.0 (800m)
Race State	Finished



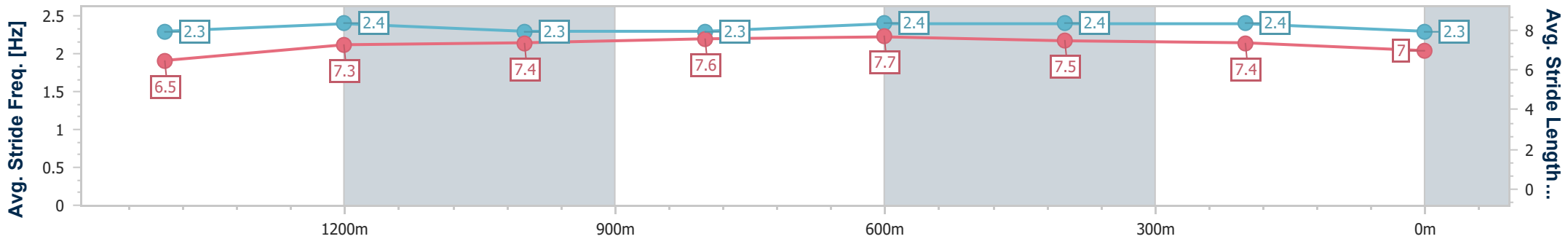
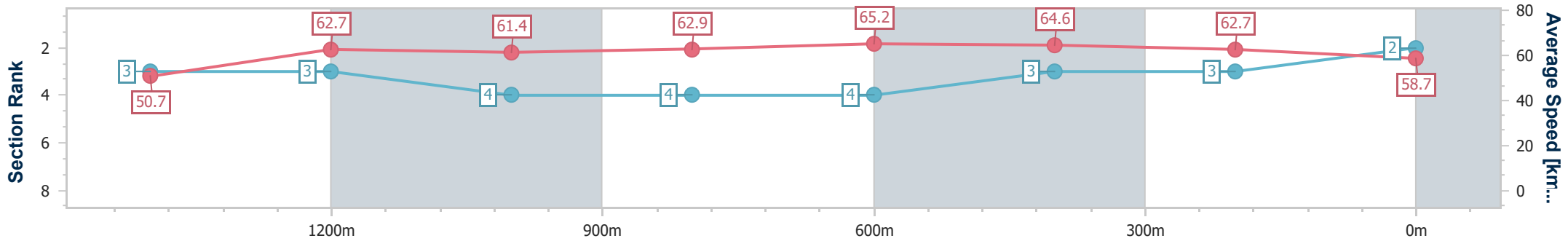
Townsville QLD Professional
Race 4: RENEW YOUR 2025 CLUB MEMBERSHIP Class 6
Handicap - 1609m

18 January 2025 - 14:49

Track Rating: Good 3, Weather: Fine, Rail Position: +2m 1000m-
W/Post; True Remainder



Section	Overall	1400m	1200m	1000m	800m	600m	400m	200m						
Section Times	1:35.97 [2] (0:15.01)	1:20.96 [3] (0:11.54)	1:09.42 [3] (0:11.70)	0:57.72 [4] (0:11.49)	0:46.23 [4] (0:11.14)	0:35.09 [4] (0:11.27)	0:23.82 [3] (0:11.54)	0:12.28 [3] (0:12.28)						
Average Speed [km/h]	50.7	62.7	61.4	62.9	65.2	64.6	62.7	58.7						
Top Speed [km/h]	62.5	64.1	62.8	64.7	67.0	66.4	64.8	63.0						
Avg. Dist. to Rail [m]	5.8	1.2	0.8	1.2	1.8	2.8	3.4	4.4						
Avg. Stride Freq. [Hz]	2.3	2.4	2.3	2.3	2.4	2.4	2.4	2.3						
Avg. Stride Length [m]	6.5	7.3	7.4	7.6	7.7	7.5	7.4	7.0						



- [] Ranking at each section and finish
- .-.- No data available at this section
- NA No data available



Horse/Jockey Name	Mr Metrics
Final Rank	3
Fastest Section Time (Section)	0:11.14 (800m)
Top Speed [km/h] (Section)	66.1 (600m)
Race State	Finished



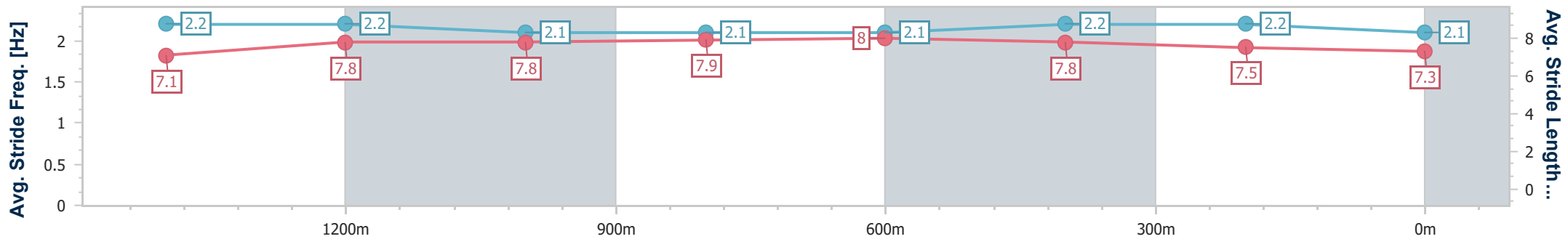
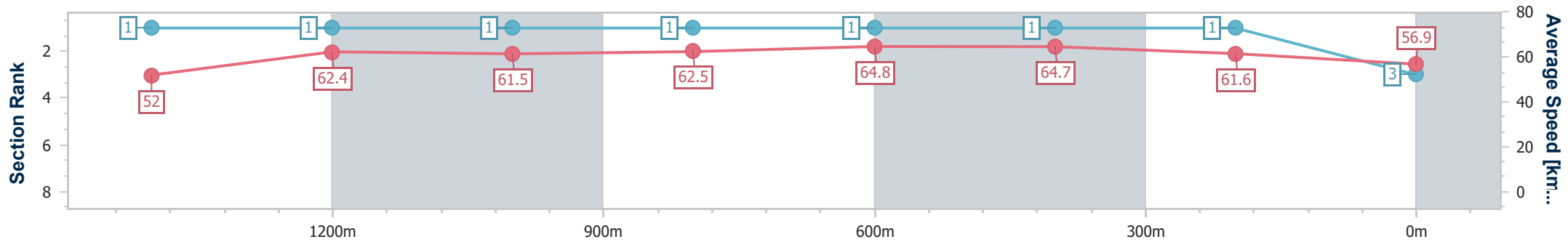
Townsville QLD Professional
Race 4: RENEW YOUR 2025 CLUB MEMBERSHIP Class 6
Handicap - 1609m



18 January 2025 - 14:49

Track Rating: Good 3, Weather: Fine, Rail Position: +2m 1000m-W/Post; True Remainder

Section	Overall	1400m	1200m	1000m	800m	600m	400m	200m						
Section Times	1:36.17 [3] (0:14.66)	1:21.51 [1] (0:11.56)	1:09.95 [1] (0:11.70)	0:58.25 [1] (0:11.57)	0:46.68 [1] (0:11.14)	0:35.54 [1] (0:11.15)	0:24.39 [1] (0:11.75)	0:12.64 [1] (0:12.64)						
Average Speed [km/h]	52.0	62.4	61.5	62.5	64.8	64.7	61.6	56.9						
Top Speed [km/h]	64.9	63.6	62.0	64.2	65.6	66.1	63.5	59.5						
Avg. Dist. to Rail [m]	5.9	1.1	0.8	1.0	0.7	0.7	2.3	2.3						
Avg. Stride Freq. [Hz]	2.2	2.2	2.1	2.1	2.1	2.2	2.2	2.1						
Avg. Stride Length [m]	7.1	7.8	7.8	7.9	8.0	7.8	7.5	7.3						



- [] Ranking at each section and finish
- .-.- No data available at this section
- NA No data available



Horse/Jockey Name	Valenki
Final Rank	4
Fastest Section Time (Section)	0:11.12 (800m)
Top Speed [km/h] (Section)	66.5 (600m)
Race State	Finished



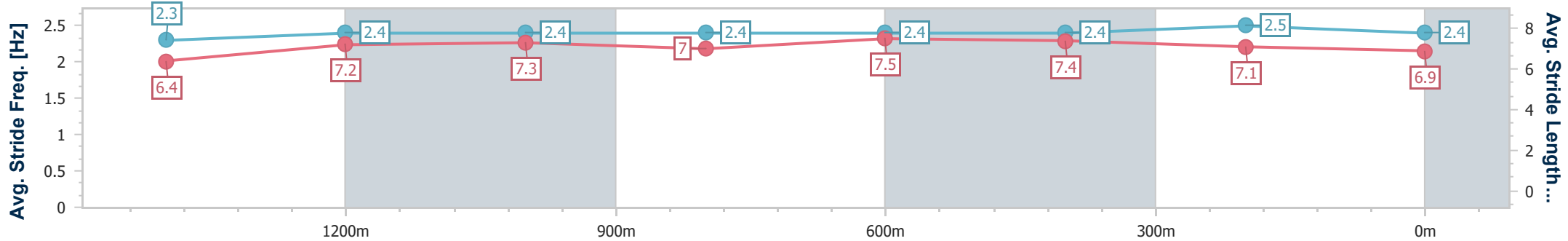
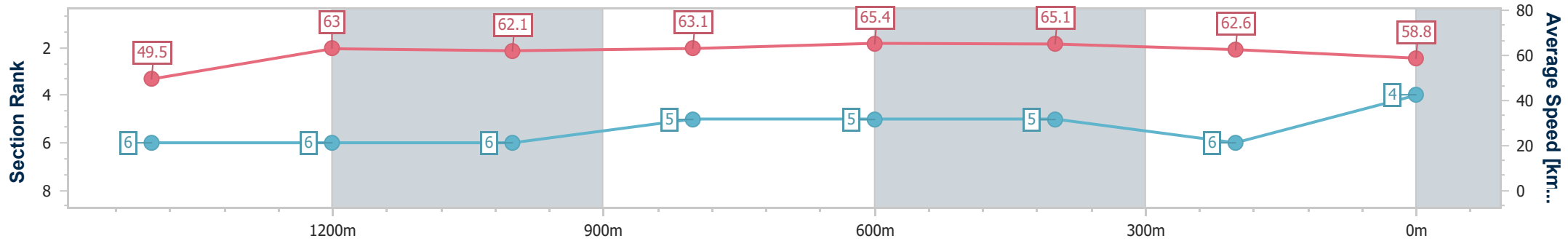
Townsville QLD Professional
Race 4: RENEW YOUR 2025 CLUB MEMBERSHIP Class 6
Handicap - 1609m

18 January 2025 - 14:49

Track Rating: Good 3, Weather: Fine, Rail Position: +2m 1000m-W/Post; True Remainder



Section	Overall	1400m	1200m	1000m	800m	600m	400m	200m						
Section Times	1:36.25 [4] (0:15.47)	1:20.78 [6] (0:11.52)	1:09.26 [6] (0:11.59)	0:57.67 [6] (0:11.49)	0:46.18 [5] (0:11.12)	0:35.06 [5] (0:11.24)	0:23.82 [5] (0:11.57)	0:12.25 [6] (0:12.25)						
Average Speed [km/h]	49.5	63.0	62.1	63.1	65.4	65.1	62.6	58.8						
Top Speed [km/h]	63.5	64.4	63.9	64.6	66.3	66.5	63.7	61.5						
Avg. Dist. to Rail [m]	8.7	1.9	0.5	1.5	2.3	3.3	4.8	5.8						
Avg. Stride Freq. [Hz]	2.3	2.4	2.4	2.4	2.4	2.4	2.5	2.4						
Avg. Stride Length [m]	6.4	7.2	7.3	7.0	7.5	7.4	7.1	6.9						



- [] Ranking at each section and finish
- .-.- No data available at this section
- NA No data available



Horse/Jockey Name	Early Thoughts
Final Rank	5
Fastest Section Time (Section)	0:11.00 (800m)
Top Speed [km/h] (Section)	66.1 (1000m)
Race State	Finished



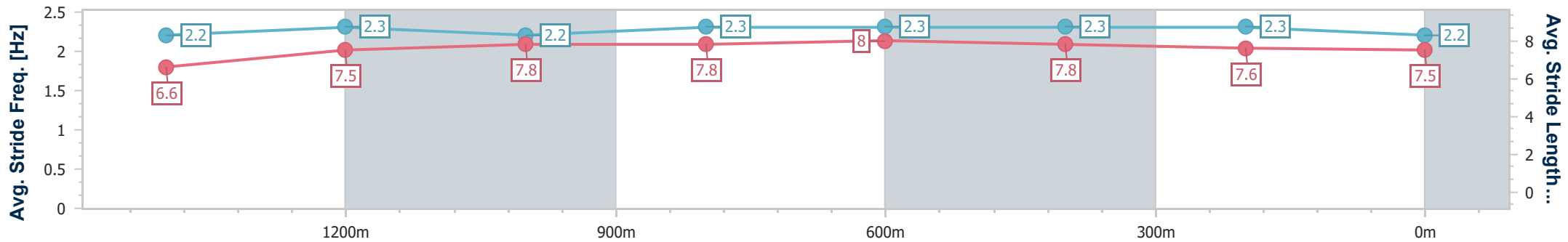
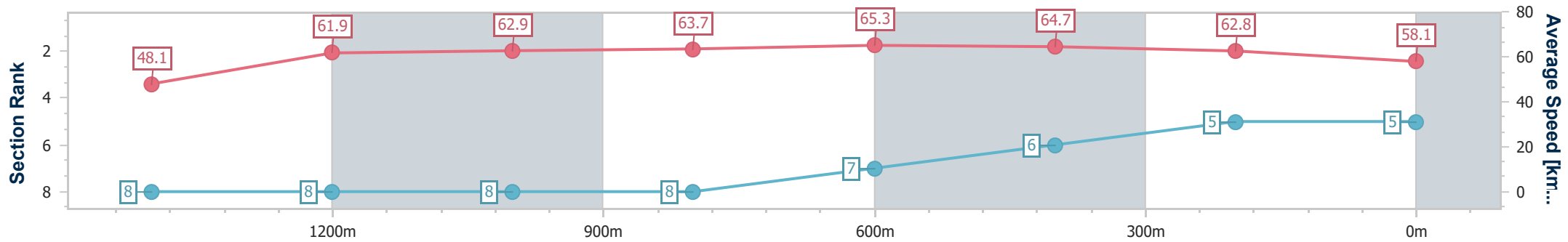
Townsville QLD Professional
Race 4: RENEW YOUR 2025 CLUB MEMBERSHIP Class 6
Handicap - 1609m

18 January 2025 - 14:49

Track Rating: Good 3, Weather: Fine, Rail Position: +2m 1000m-
W/Post; True Remainder



Section	Overall	1400m	1200m	1000m	800m	600m	400m	200m						
Section Times	1:36.30 [5] (0:15.93)	1:20.37 [8] (0:11.66)	1:08.71 [8] (0:11.44)	0:57.27 [8] (0:11.27)	0:46.00 [8] (0:11.00)	0:35.00 [7] (0:11.14)	0:23.86 [6] (0:11.47)	0:12.39 [5] (0:12.39)						
Average Speed [km/h]	48.1	61.9	62.9	63.7	65.3	64.7	62.8	58.1						
Top Speed [km/h]	61.3	62.8	63.6	66.1	66.0	65.5	64.3	61.0						
Avg. Dist. to Rail [m]	9.0	0.8	0.4	0.8	0.6	0.4	2.8	4.3						
Avg. Stride Freq. [Hz]	2.2	2.3	2.2	2.3	2.3	2.3	2.3	2.2						
Avg. Stride Length [m]	6.6	7.5	7.8	7.8	8.0	7.8	7.6	7.5						



- [] Ranking at each section and finish
- .-.- No data available at this section
- NA No data available



Horse/Jockey Name	Sealion
Final Rank	6
Fastest Section Time (Section)	0:11.07 (600m)
Top Speed [km/h] (Section)	67.1 (600m)
Race State	Finished

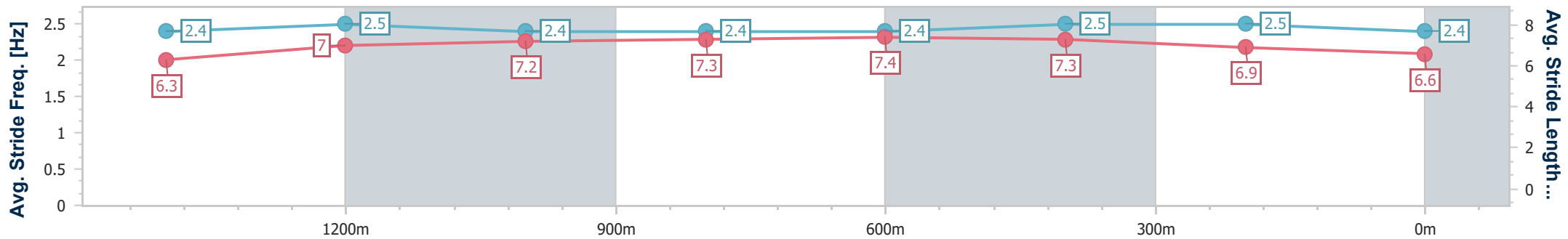
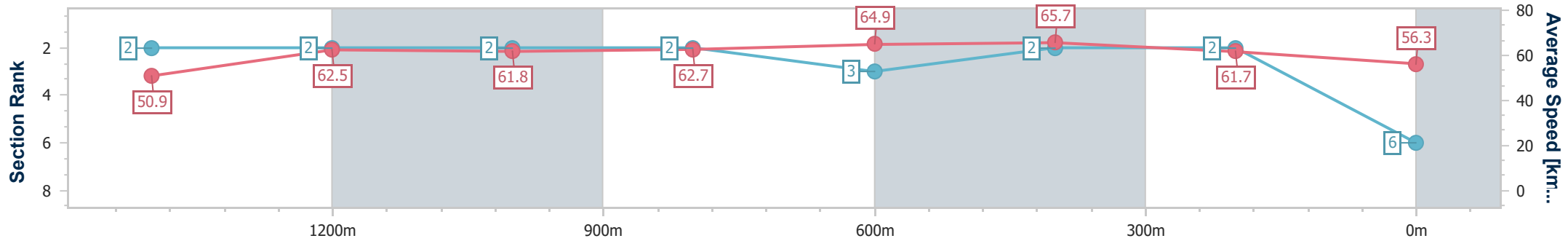


Townsville QLD Professional
Race 4: RENEW YOUR 2025 CLUB MEMBERSHIP Class 6
Handicap - 1609m



18 January 2025 - 14:49
Track Rating: Good 3, Weather: Fine, Rail Position: +2m 1000m-
W/Post; True Remainder

Section	Overall	1400m	1200m	1000m	800m	600m	400m	200m						
Section Times	1:36.34 [6] (0:14.82)	1:21.52 [2] (0:11.54)	1:09.98 [2] (0:11.64)	0:58.34 [2] (0:11.55)	0:46.79 [2] (0:11.24)	0:35.55 [3] (0:11.07)	0:24.48 [2] (0:11.69)	0:12.79 [2] (0:12.79)						
Average Speed [km/h]	50.9	62.5	61.8	62.7	64.9	65.7	61.7	56.3						
Top Speed [km/h]	63.1	63.3	63.1	64.2	66.6	67.1	64.0	60.0						
Avg. Dist. to Rail [m]	2.5	0.7	0.7	1.5	2.6	2.0	2.4	3.6						
Avg. Stride Freq. [Hz]	2.4	2.5	2.4	2.4	2.4	2.5	2.5	2.4						
Avg. Stride Length [m]	6.3	7.0	7.2	7.3	7.4	7.3	6.9	6.6						



- [] Ranking at each section and finish
- .-.- No data available at this section
- NA No data available



Horse/Jockey Name	Talons
Final Rank	7
Fastest Section Time (Section)	0:11.18 (800m)
Top Speed [km/h] (Section)	65.8 (600m)
Race State	Finished



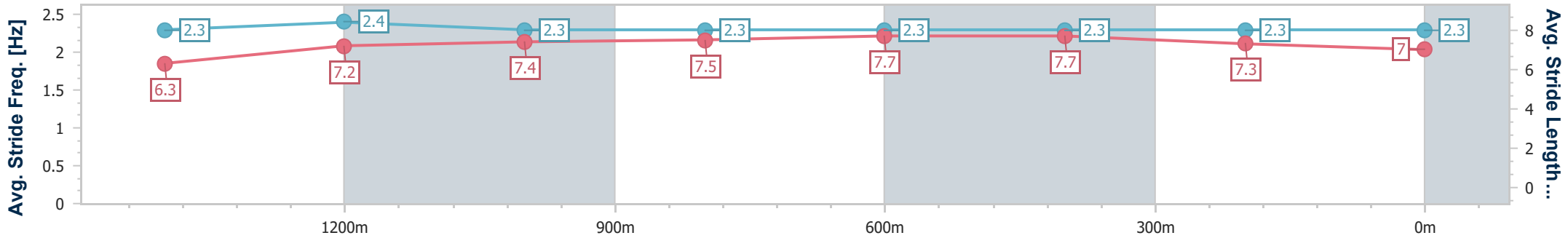
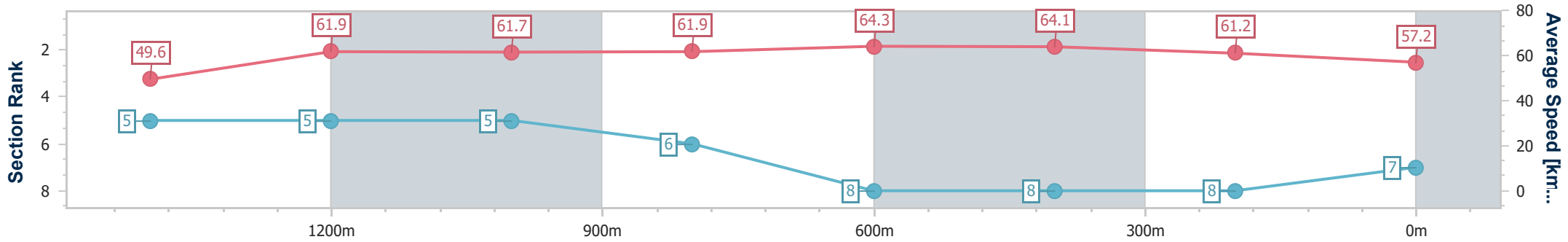
Townsville QLD Professional
Race 4: RENEW YOUR 2025 CLUB MEMBERSHIP Class 6
Handicap - 1609m

18 January 2025 - 14:49

Track Rating: Good 3, Weather: Fine, Rail Position: +2m 1000m-W/Post; True Remainder



Section	Overall	1400m	1200m	1000m	800m	600m	400m	200m						
Section Times	1:36.88 [7] (0:15.27)	1:21.61 [5] (0:11.65)	1:09.96 [5] (0:11.62)	0:58.34 [5] (0:11.58)	0:46.76 [6] (0:11.18)	0:35.58 [8] (0:11.21)	0:24.37 [8] (0:11.77)	0:12.60 [8] (0:12.60)						
Average Speed [km/h]	49.6	61.9	61.7	61.9	64.3	64.1	61.2	57.2						
Top Speed [km/h]	62.1	63.3	63.3	63.7	64.9	65.8	62.3	59.9						
Avg. Dist. to Rail [m]	4.4	0.3	0.5	1.0	0.6	0.3	1.1	2.4						
Avg. Stride Freq. [Hz]	2.3	2.4	2.3	2.3	2.3	2.3	2.3	2.3						
Avg. Stride Length [m]	6.3	7.2	7.4	7.5	7.7	7.7	7.3	7.0						



- [] Ranking at each section and finish
- .-.- No data available at this section
- NA No data available



Horse/Jockey Name	Diasonic
Final Rank	8
Fastest Section Time (Section)	0:11.17 (800m)
Top Speed [km/h] (Section)	65.3 (600m)
Race State	Finished



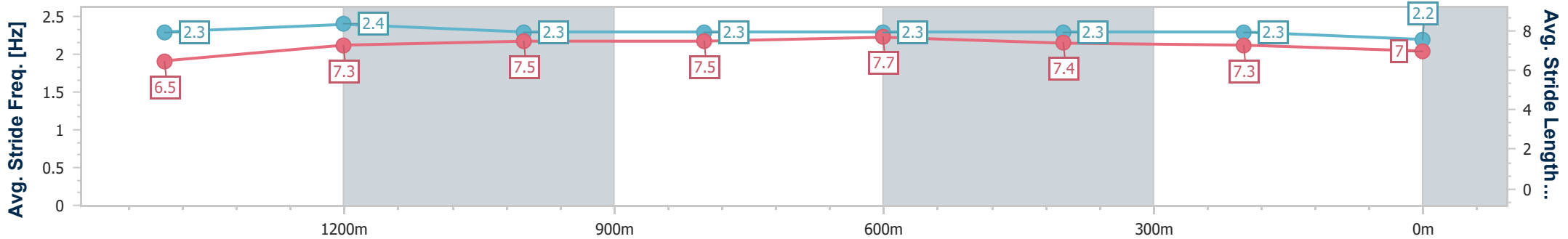
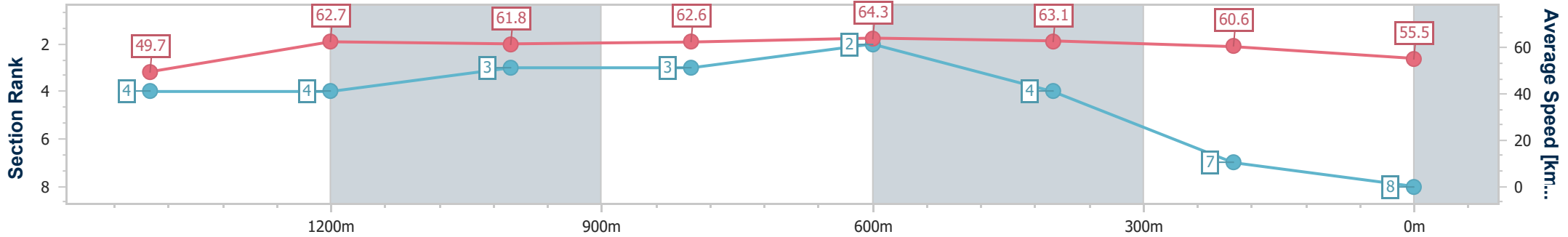
Townsville QLD Professional
Race 4: RENEW YOUR 2025 CLUB MEMBERSHIP Class 6
Handicap - 1609m

18 January 2025 - 14:49

Track Rating: Good 3, Weather: Fine, Rail Position: +2m 1000m-W/Post; True Remainder



Section	Overall	1400m	1200m	1000m	800m	600m	400m	200m						
Section Times	1:37.10 [8] (0:15.17)	1:21.93 [4] (0:11.41)	1:10.52 [4] (0:11.62)	0:58.90 [3] (0:11.40)	0:47.50 [3] (0:11.17)	0:36.33 [2] (0:11.47)	0:24.86 [4] (0:11.87)	0:12.99 [7] (0:12.99)						
Average Speed [km/h]	49.7	62.7	61.8	62.6	64.3	63.1	60.6	55.5						
Top Speed [km/h]	62.0	63.2	62.5	64.5	65.2	65.3	61.4	59.2						
Avg. Dist. to Rail [m]	3.1	2.1	2.2	2.0	0.6	0.9	0.5	0.8						
Avg. Stride Freq. [Hz]	2.3	2.4	2.3	2.3	2.3	2.3	2.3	2.2						
Avg. Stride Length [m]	6.5	7.3	7.5	7.5	7.7	7.4	7.3	7.0						



- [] Ranking at each section and finish
- .-.- No data available at this section
- NA No data available



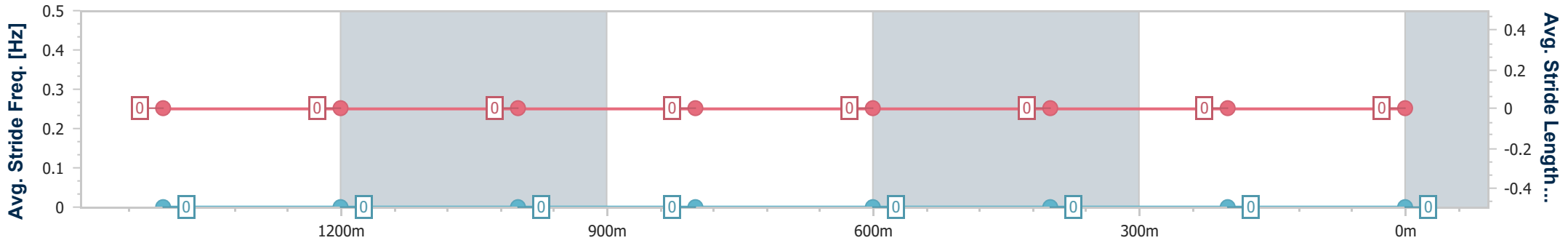
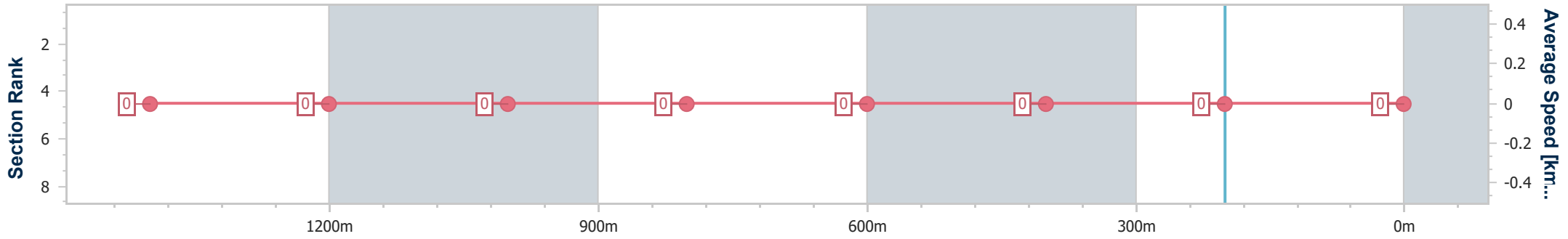
Horse/Jockey Name	Indictment
Final Rank	2147483647
Fastest Section Time (Section)	0:00.00 (Overall)
Top Speed [km/h] (Section)	--
Race State	DidNotFinish



Townsville QLD Professional
 Race 4: RENEW YOUR 2025 CLUB MEMBERSHIP Class 6
 Handicap - 1609m
 18 January 2025 - 14:49
 Track Rating: Good 3, Weather: Fine, Rail Position: +2m 1000m-
 W/Post; True Remainder



Section	Overall	1400m	1200m	1000m	800m	600m	400m	200m						
Section Times	---	---	---	---	---	---	---	---						
Average Speed [km/h]	0.0	0.0	0.0	0.0	0.0	0.0	0.0	0.0						
Top Speed [km/h]	--	--	--	--	--	--	--	--						
Avg. Dist. to Rail [m]	0.0	0.0	0.0	0.0	0.0	0.0	0.0	0.0						
Avg. Stride Freq. [Hz]	--	--	--	--	--	--	--	--						
Avg. Stride Length [m]	--	--	--	--	--	--	--	--						



- [] Ranking at each section and finish
- No data available at this section
- NA No data available



Townsville QLD Professional

Race 5: NQ LICENSED EVENTS Class 3 Handicap - 1000m



18 January 2025 - 15:25

Track Rating: Good 3, Weather: Fine, Rail Position: +2m 1000m-W/Post; True Remainder

Section											Last 600m		
Field Times		Overall	800m	600m	400m	200m						0:33.00	
		0:56.20 (0:12.95)	0:43.25 (0:10.25)	0:33.00 (0:10.50)	0:22.50 (0:10.88)	0:11.62 (0:11.62)							
Rank	TAB	Horse/Jockey	Barrier	Top Speed [km/h]	Fastest Section						Margin	Distance Travelled [m]	
1	4	BOOMING LAD Gabrielle Semmens	3	71.1 800m	0:10.26 800m	0:56.20 [1] (0:12.95)	0:43.25 [1] (0:10.26)	0:32.99 [2] (0:10.49)	0:22.50 [1] (0:10.88)	0:11.62 [1] (0:11.62)	0:56.20	0:32.99	
2	5	YAMABUSHI Tyler Leslight	6	71.5 800m	0:10.10 800m	0:56.32 [2] (0:13.32)	0:43.00 [5] (0:10.10)	0:32.90 [4] (0:10.57)	0:22.33 [2] (0:10.82)	0:11.51 [2] (0:11.51)	0.71L	0:32.90	+2
3	2	NOLAN Ashley Butler	9	71.2 800m	0:10.29 800m	0:56.37 [3] (0:13.36)	0:43.01 [6] (0:10.29)	0:32.72 [6] (0:10.57)	0:22.15 [5] (0:10.85)	0:11.30 [4] (0:11.30)	1.01L	0:32.72	+5
4	6	WICKLOW LASS Wanderson D'Avila	7	71.5 800m	0:10.36 800m	0:56.41 [4] (0:13.02)	0:43.39 [2] (0:10.36)	0:33.03 [3] (0:10.76)	0:22.27 [3] (0:10.92)	0:11.35 [3] (0:11.35)	1.23L	0:33.03	+11
5	8	CRAICARO Adrian Layt	5	73.0 800m	0:10.19 800m	0:56.63 [5] (0:13.62)	0:43.01 [8] (0:10.19)	0:32.82 [8] (0:10.63)	0:22.19 [7] (0:10.77)	0:11.42 [5] (0:11.42)	2.55L	0:32.82	+5
6	3	HANGIN' AROUND Ryan Wiggins	8	70.4 800m	0:10.35 800m	0:56.90 [6] (0:13.42)	0:43.48 [7] (0:10.35)	0:33.13 [7] (0:10.68)	0:22.45 [8] (0:10.94)	0:11.51 [8] (0:11.51)	4.14L	0:33.13	+2
7	7	KING RUPERT Rob Thorburn	2	70.2 800m	0:10.38 800m	0:57.10 [7] (0:13.18)	0:43.92 [4] (0:10.38)	0:33.54 [5] (0:10.80)	0:22.74 [6] (0:10.97)	0:11.77 [6] (0:11.77)	5.31L	0:33.54	+2
8	9	DIVINE HUNTER Chelsea Jokic	1	68.7 800m	0:10.45 800m	0:57.35 [8] (0:13.74)	0:43.61 [9] (0:10.45)	0:33.16 [9] (0:10.70)	0:22.46 [9] (0:10.95)	0:11.51 [9] (0:11.51)	6.78L	0:33.16	-1
9	1	MORPHEUS BRAGI Adam Sewell	4	71.9 800m	0:10.16 800m	0:57.48 [9] (0:13.04)	0:44.44 [3] (0:10.16)	0:34.28 [1] (0:10.95)	0:23.33 [4] (0:11.23)	0:12.10 [7] (0:12.10)	7.55L	0:34.28	+6

Scratched: Mr Kobo (#10)

[] Ranking at each section and finish
 -:-:- No data available at this section
 NA No data available

SCN Saddle cloth number
 DNF Did not finish
 DNT Did not track



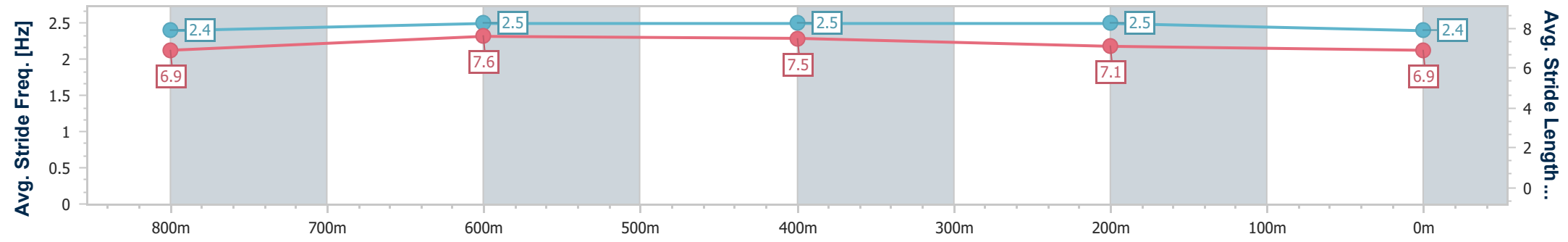
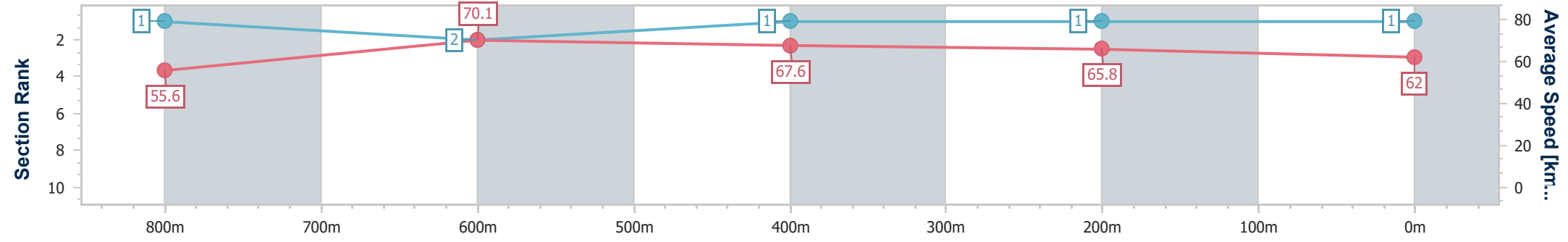
Horse/Jockey Name	Booming Lad
Final Rank	1
Fastest Section Time (Section)	0:10.26 (800m)
Top Speed [km/h] (Section)	71.1 (800m)
Race State	Finished



Townsville QLD Professional
 Race 5: NQ LICENSED EVENTS Class 3 Handicap - 1000m
 18 January 2025 - 15:25
 Track Rating: Good 3, Weather: Fine, Rail Position: +2m 1000m-
 W/Post; True Remainder



Section	Overall	800m	600m	400m	200m
Section Times	0:56.20 [1] (0:12.95)	0:43.25 [1] (0:10.26)	0:32.99 [2] (0:10.49)	0:22.50 [1] (0:10.88)	0:11.62 [1] (0:11.62)
Average Speed [km/h]	55.6	70.1	67.6	65.8	62.0
Top Speed [km/h]	70.3	71.1	68.8	67.0	64.6
Avg. Dist. to Rail [m]	4.5	1.3	3.0	2.1	1.9
Avg. Stride Freq. [Hz]	2.4	2.5	2.5	2.5	2.4
Avg. Stride Length [m]	6.9	7.6	7.5	7.1	6.9



[] Ranking at each section and finish
 -.-.- No data available at this section
 NA No data available



Horse/Jockey Name	Yamabushi
Final Rank	2
Fastest Section Time (Section)	0:10.10 (800m)
Top Speed [km/h] (Section)	71.5 (800m)
Race State	Finished



Townsville QLD Professional

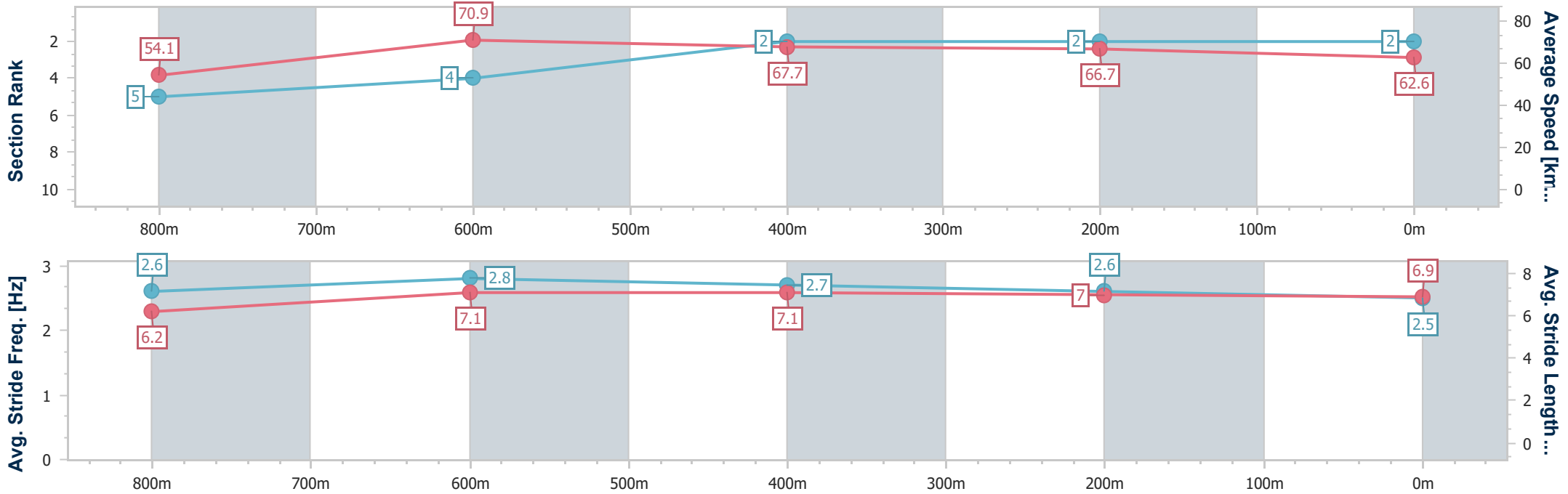
Race 5: NQ LICENSED EVENTS Class 3 Handicap - 1000m

18 January 2025 - 15:25

Track Rating: Good 3, Weather: Fine, Rail Position: +2m 1000m-W/Post; True Remainder



Section	Overall	800m	600m	400m	200m
Section Times	0:56.32 [2] (0:13.32)	0:43.00 [5] (0:10.10)	0:32.90 [4] (0:10.57)	0:22.33 [2] (0:10.82)	0:11.51 [2] (0:11.51)
Average Speed [km/h]	54.1	70.9	67.7	66.7	62.6
Top Speed [km/h]	70.8	71.5	70.4	67.8	65.4
Avg. Dist. to Rail [m]	2.9	1.4	0.8	1.4	3.2
Avg. Stride Freq. [Hz]	2.6	2.8	2.7	2.6	2.5
Avg. Stride Length [m]	6.2	7.1	7.1	7.0	6.9



- [] Ranking at each section and finish
- .-.- No data available at this section
- NA No data available



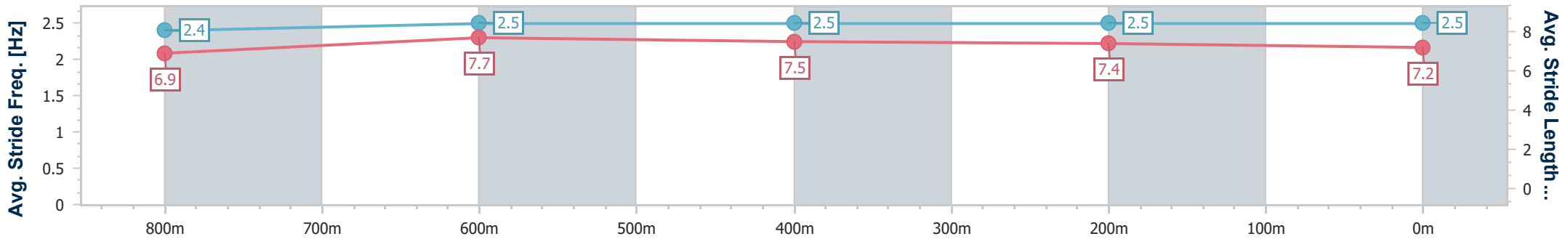
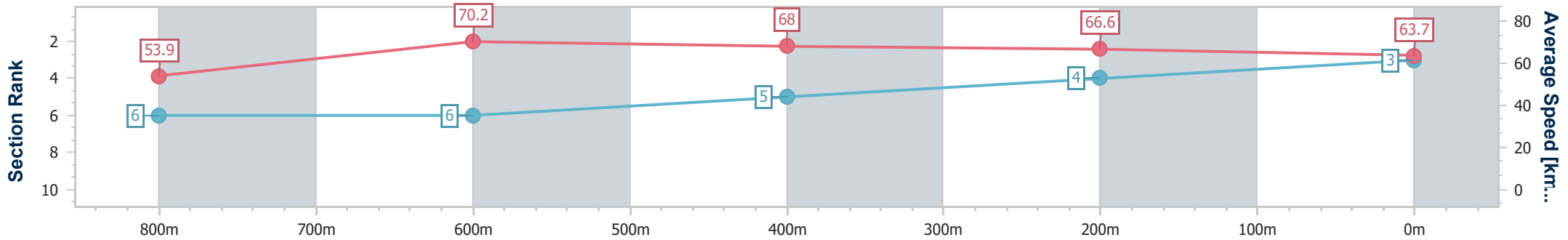
Horse/Jockey Name	Nolan
Final Rank	3
Fastest Section Time (Section)	0:10.29 (800m)
Top Speed [km/h] (Section)	71.2 (800m)
Race State	Finished



Townsville QLD Professional
Race 5: NQ LICENSED EVENTS Class 3 Handicap - 1000m
 18 January 2025 - 15:25
 Track Rating: Good 3, Weather: Fine, Rail Position: +2m 1000m-
 W/Post; True Remainder



Section	Overall	800m	600m	400m	200m
Section Times	0:56.37 [3] (0:13.36)	0:43.01 [6] (0:10.29)	0:32.72 [6] (0:10.57)	0:22.15 [5] (0:10.85)	0:11.30 [4] (0:11.30)
Average Speed [km/h]	53.9	70.2	68.0	66.6	63.7
Top Speed [km/h]	70.4	71.2	69.8	67.1	66.1
Avg. Dist. to Rail [m]	7.6	1.3	0.4	1.9	4.0
Avg. Stride Freq. [Hz]	2.4	2.5	2.5	2.5	2.5
Avg. Stride Length [m]	6.9	7.7	7.5	7.4	7.2



- [] Ranking at each section and finish
- .-.- No data available at this section
- NA No data available



Horse/Jockey Name	Wicklow Lass
Final Rank	4
Fastest Section Time (Section)	0:10.36 (800m)
Top Speed [km/h] (Section)	71.5 (800m)
Race State	Finished



Townsville QLD Professional

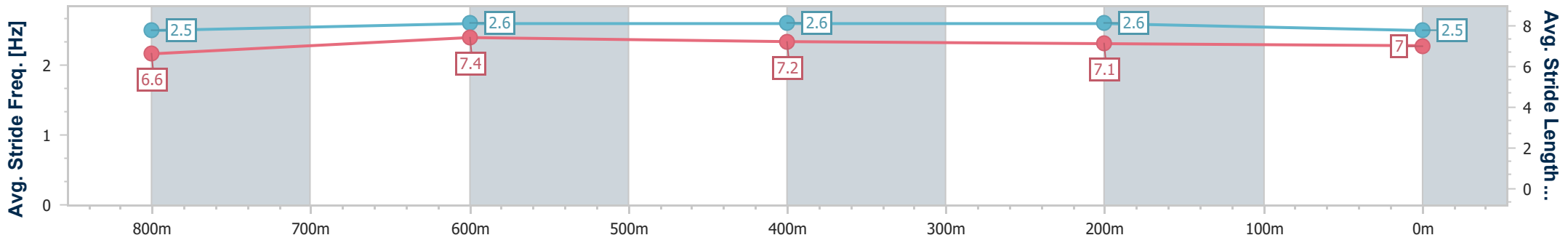
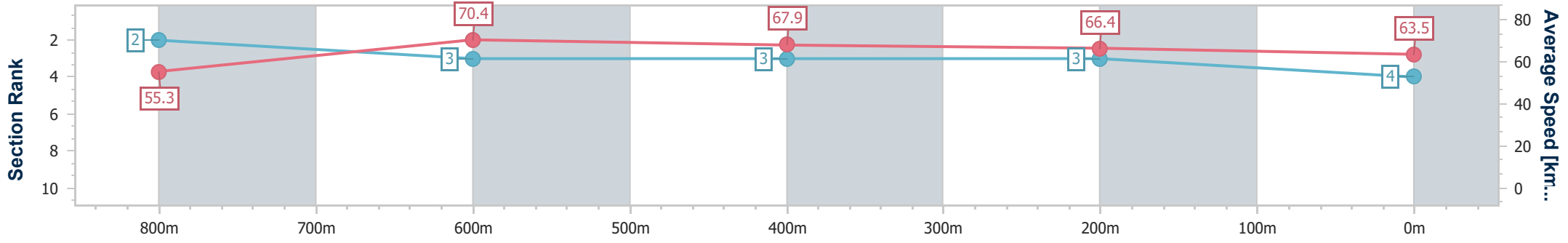
Race 5: NQ LICENSED EVENTS Class 3 Handicap - 1000m

18 January 2025 - 15:25

Track Rating: Good 3, Weather: Fine, Rail Position: +2m 1000m-W/Post; True Remainder



Section	Overall	800m	600m	400m	200m
Section Times	0:56.41 [4] (0:13.02)	0:43.39 [2] (0:10.36)	0:33.03 [3] (0:10.76)	0:22.27 [3] (0:10.92)	0:11.35 [3] (0:11.35)
Average Speed [km/h]	55.3	70.4	67.9	66.4	63.5
Top Speed [km/h]	71.3	71.5	70.8	67.6	66.6
Avg. Dist. to Rail [m]	6.5	3.6	3.2	5.3	7.0
Avg. Stride Freq. [Hz]	2.5	2.6	2.6	2.6	2.5
Avg. Stride Length [m]	6.6	7.4	7.2	7.1	7.0



- [] Ranking at each section and finish
- .-.- No data available at this section
- NA No data available



Horse/Jockey Name	Craicaro
Final Rank	5
Fastest Section Time (Section)	0:10.19 (800m)
Top Speed [km/h] (Section)	73.0 (800m)
Race State	Finished



Townsville QLD Professional

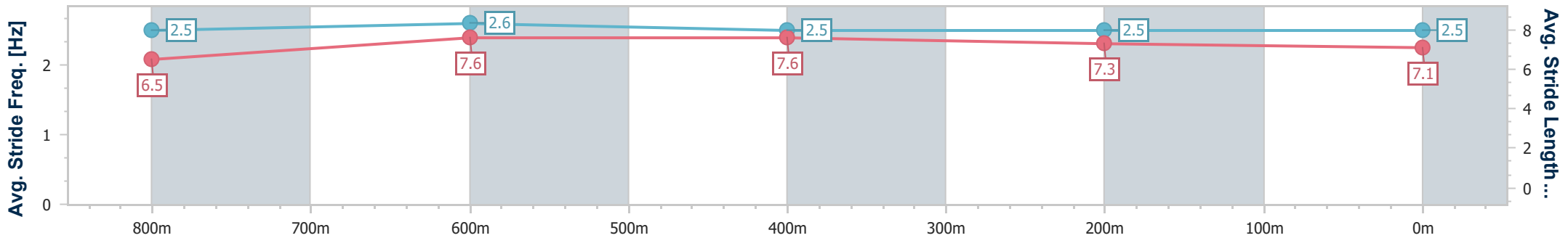
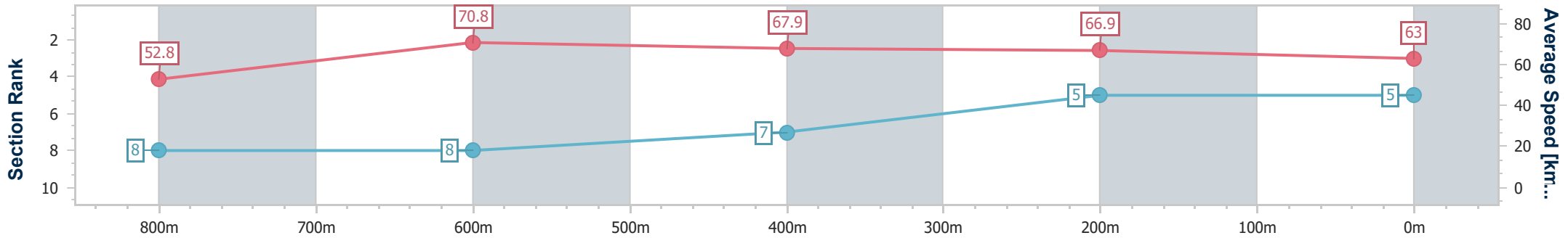
Race 5: NQ LICENSED EVENTS Class 3 Handicap - 1000m

18 January 2025 - 15:25

Track Rating: Good 3, Weather: Fine, Rail Position: +2m 1000m-W/Post; True Remainder



Section	Overall	800m	600m	400m	200m
Section Times	0:56.63 [5] (0:13.62)	0:43.01 [8] (0:10.19)	0:32.82 [8] (0:10.63)	0:22.19 [7] (0:10.77)	0:11.42 [5] (0:11.42)
Average Speed [km/h]	52.8	70.8	67.9	66.9	63.0
Top Speed [km/h]	70.3	73.0	69.5	67.7	66.5
Avg. Dist. to Rail [m]	2.8	1.2	0.6	3.3	8.1
Avg. Stride Freq. [Hz]	2.5	2.6	2.5	2.5	2.5
Avg. Stride Length [m]	6.5	7.6	7.6	7.3	7.1



- [] Ranking at each section and finish
- .-.- No data available at this section
- NA No data available



Horse/Jockey Name	Hangin' Around
Final Rank	6
Fastest Section Time (Section)	0:10.35 (800m)
Top Speed [km/h] (Section)	70.4 (800m)
Race State	Finished



Townsville QLD Professional

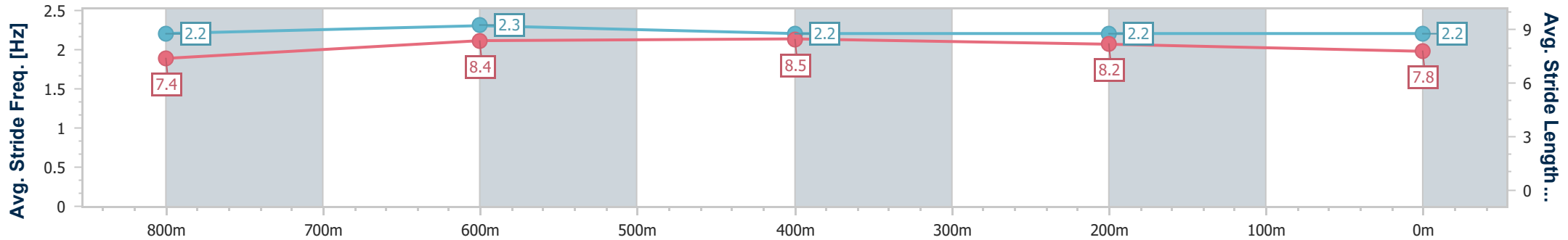
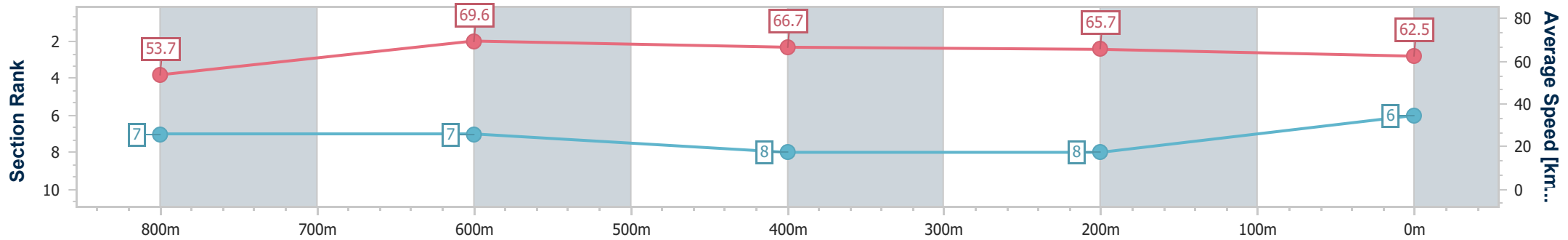
Race 5: NQ LICENSED EVENTS Class 3 Handicap - 1000m

18 January 2025 - 15:25

Track Rating: Good 3, Weather: Fine, Rail Position: +2m 1000m-W/Post; True Remainder



Section	Overall	800m	600m	400m	200m
Section Times	0:56.90 [6] (0:13.42)	0:43.48 [7] (0:10.35)	0:33.13 [7] (0:10.68)	0:22.45 [8] (0:10.94)	0:11.51 [8] (0:11.51)
Average Speed [km/h]	53.7	69.6	66.7	65.7	62.5
Top Speed [km/h]	68.3	70.4	68.8	66.7	66.2
Avg. Dist. to Rail [m]	6.6	1.5	1.8	0.9	1.3
Avg. Stride Freq. [Hz]	2.2	2.3	2.2	2.2	2.2
Avg. Stride Length [m]	7.4	8.4	8.5	8.2	7.8



- [] Ranking at each section and finish
- .-.- No data available at this section
- NA No data available



Horse/Jockey Name	King Rupert
Final Rank	7
Fastest Section Time (Section)	0:10.38 (800m)
Top Speed [km/h] (Section)	70.2 (800m)
Race State	Finished



Townsville QLD Professional

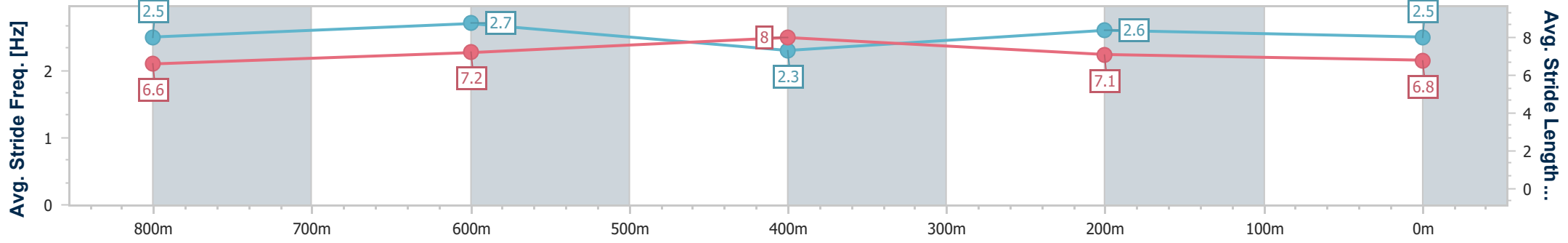
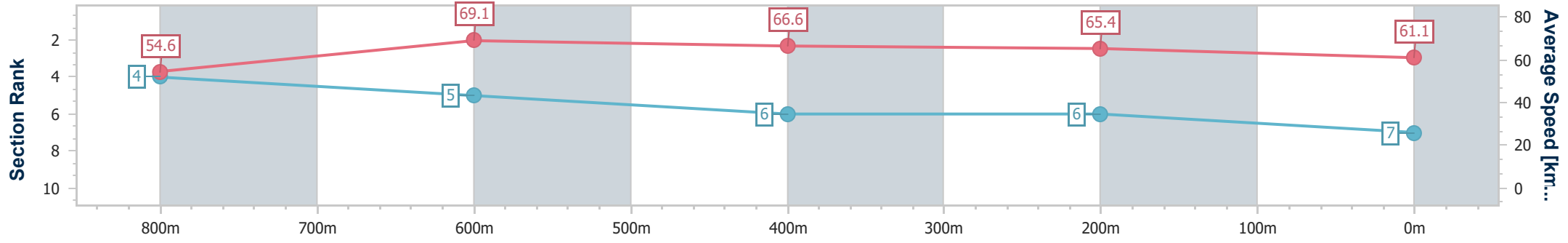
Race 5: NQ LICENSED EVENTS Class 3 Handicap - 1000m

18 January 2025 - 15:25

Track Rating: Good 3, Weather: Fine, Rail Position: +2m 1000m-W/Post; True Remainder



Section	Overall	800m	600m	400m	200m
Section Times	0:57.10 [7] (0:13.18)	0:43.92 [4] (0:10.38)	0:33.54 [5] (0:10.80)	0:22.74 [6] (0:10.97)	0:11.77 [6] (0:11.77)
Average Speed [km/h]	54.6	69.1	66.6	65.4	61.1
Top Speed [km/h]	70.2	70.2	68.8	66.8	64.0
Avg. Dist. to Rail [m]	1.5	0.6	0.6	0.8	0.2
Avg. Stride Freq. [Hz]	2.5	2.7	2.3	2.6	2.5
Avg. Stride Length [m]	6.6	7.2	8.0	7.1	6.8



- [] Ranking at each section and finish
- .-.- No data available at this section
- NA No data available



Horse/Jockey Name	Divine Hunter
Final Rank	8
Fastest Section Time (Section)	0:10.45 (800m)
Top Speed [km/h] (Section)	68.7 (800m)
Race State	Finished



Townsville QLD Professional

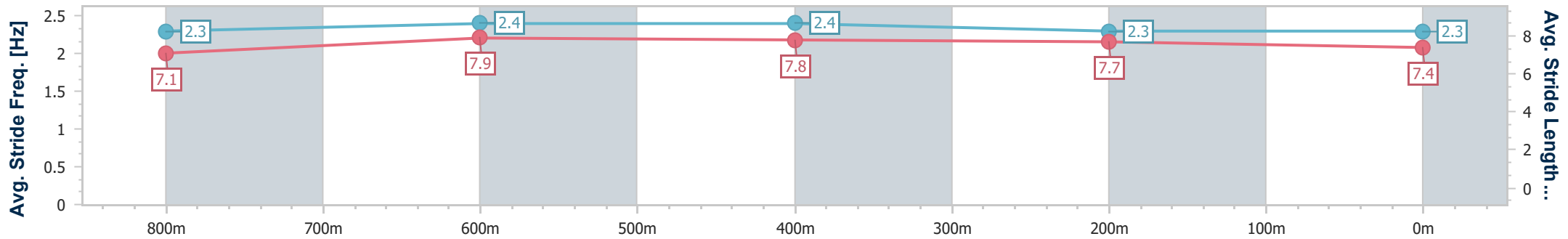
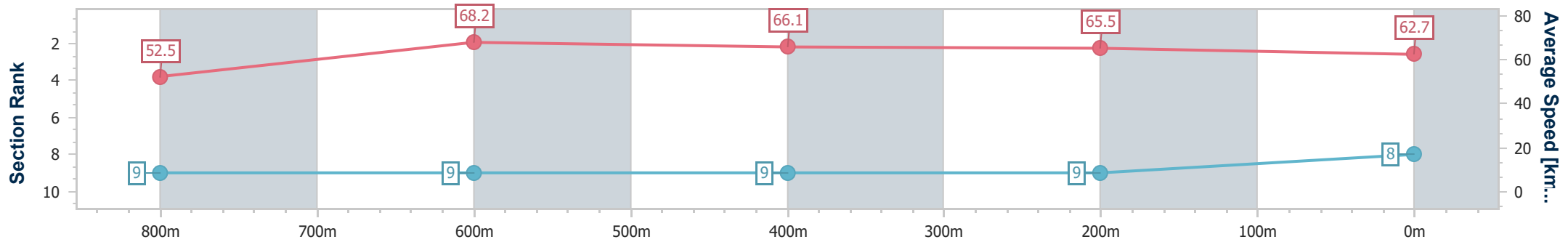
Race 5: NQ LICENSED EVENTS Class 3 Handicap - 1000m

18 January 2025 - 15:25

Track Rating: Good 3, Weather: Fine, Rail Position: +2m 1000m-W/Post; True Remainder



Section	Overall	800m	600m	400m	200m
Section Times	0:57.35 [8] (0:13.74)	0:43.61 [9] (0:10.45)	0:33.16 [9] (0:10.70)	0:22.46 [9] (0:10.95)	0:11.51 [9] (0:11.51)
Average Speed [km/h]	52.5	68.2	66.1	65.5	62.7
Top Speed [km/h]	67.5	68.7	68.3	66.7	65.5
Avg. Dist. to Rail [m]	1.0	2.5	3.3	1.3	4.9
Avg. Stride Freq. [Hz]	2.3	2.4	2.4	2.3	2.3
Avg. Stride Length [m]	7.1	7.9	7.8	7.7	7.4



- [] Ranking at each section and finish
- .-.- No data available at this section
- NA No data available



Horse/Jockey Name	Morpheus Bragi
Final Rank	9
Fastest Section Time (Section)	0:10.16 (800m)
Top Speed [km/h] (Section)	71.9 (800m)
Race State	Finished



Townsville QLD Professional

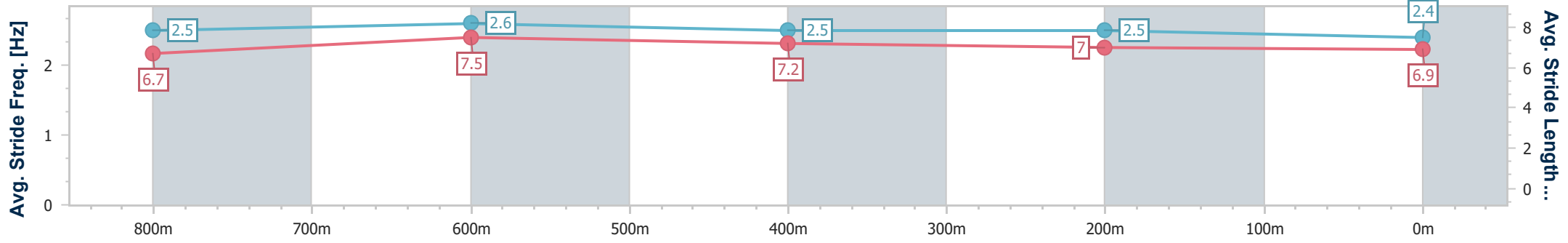
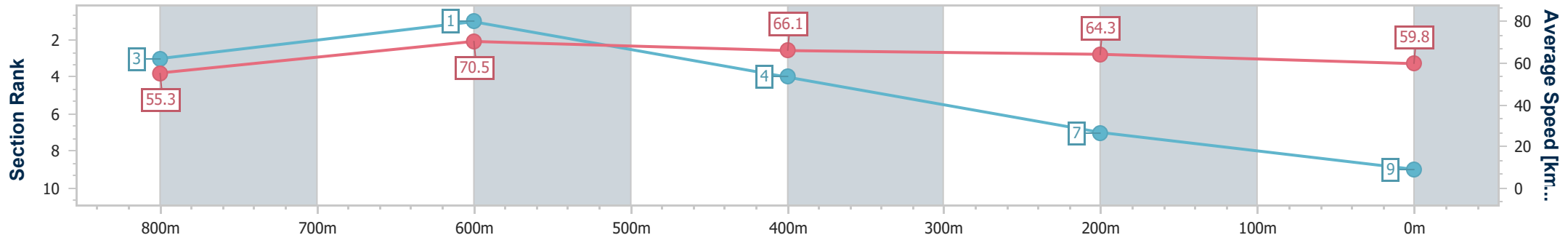
Race 5: NQ LICENSED EVENTS Class 3 Handicap - 1000m

18 January 2025 - 15:25

Track Rating: Good 3, Weather: Fine, Rail Position: +2m 1000m-W/Post; True Remainder



Section	Overall	800m	600m	400m	200m
Section Times	0:57.48 [9] (0:13.04)	0:44.44 [3] (0:10.16)	0:34.28 [1] (0:10.95)	0:23.33 [4] (0:11.23)	0:12.10 [7] (0:12.10)
Average Speed [km/h]	55.3	70.5	66.1	64.3	59.8
Top Speed [km/h]	71.4	71.9	70.6	65.4	63.2
Avg. Dist. to Rail [m]	0.9	0.6	1.0	1.6	3.8
Avg. Stride Freq. [Hz]	2.5	2.6	2.5	2.5	2.4
Avg. Stride Length [m]	6.7	7.5	7.2	7.0	6.9



- [] Ranking at each section and finish
- .-.- No data available at this section
- NA No data available



Townsville QLD Professional

Race 7: LONE WOLF SECURITY BENCHMARK 62 Handicap - 1400m

18 January 2025 - 16:46



Track Rating: Good 3, Weather: Fine, Rail Position: +2m 1000m-W/Post; True Remainder

Section											Last 600m		
Field Times											0:35.38		
		Overall	1200m	1000m	800m	600m	400m						
		1:22.42 (0:13.68)	1:08.74 (0:10.82)	0:57.92 (0:11.15)	0:46.77 (0:11.39)	0:35.38 (0:11.68)	0:23.70 (0:11.67)						
Rank	TAB	Horse/Jockey	Barrier	Top Speed [km/h]	Fastest Section							Distance Travelled [m]	
1	1	KING'S HALO	5	67.7	0:10.90	1:22.42 [1]	1:08.71 [2]	0:57.81 [3]	0:46.48 [3]	0:35.18 [3]	0:23.66 [3]	0:35.18	
		Ryan Wiggins		1200m	1200m	(0:13.71)	(0:10.90)	(0:11.33)	(0:11.30)	(0:11.52)	(0:11.65)		
2	5	AIDENABET	8	69.1	0:10.67	1:22.45 [2]	1:08.62 [4]	0:57.95 [1]	0:46.80 [1]	0:35.40 [2]	0:23.72 [2]	0:35.40	-13
		Chelsea Jokic		1200m	1200m	(0:13.83)	(0:10.67)	(0:11.15)	(0:11.40)	(0:11.68)	(0:11.66)		
3	3	FANG IT	4	66.6	0:11.10	1:22.89 [3]	1:08.78 [7]	0:57.68 [8]	0:46.42 [8]	0:35.20 [8]	0:23.69 [8]	0:35.20	-3
		Graham Kliese		1000m	1200m	(0:14.11)	(0:11.10)	(0:11.26)	(0:11.22)	(0:11.51)	(0:11.64)		
4	8	PRINCE AKEEM	6	67.2	0:11.05	1:22.91 [4]	1:08.77 [8]	0:57.72 [7]	0:46.48 [7]	0:35.31 [7]	0:23.87 [6]	0:35.31	-5
		Wanderson D'Avila		1200m	1200m	(0:14.14)	(0:11.05)	(0:11.24)	(0:11.17)	(0:11.44)	(0:11.64)		
5	2	MAJESTICS REQUEST	3	68.1	0:11.02	1:23.19 [5]	1:09.41 [3]	0:58.39 [4]	0:47.15 [4]	0:35.88 [4]	0:24.29 [4]	0:35.88	-3
		Nathan Thomas		1200m	1200m	(0:13.78)	(0:11.02)	(0:11.24)	(0:11.27)	(0:11.59)	(0:11.84)		
6	6	ILZOOMYA	2	67.8	0:10.90	1:23.25 [6]	1:09.57 [1]	0:58.67 [2]	0:47.58 [2]	0:36.21 [1]	0:24.53 [1]	0:36.21	-1
		Tyler Leslight		1200m	1200m	(0:13.68)	(0:10.90)	(0:11.09)	(0:11.37)	(0:11.68)	(0:11.94)		
7	10	SHE'S REWARDING	9	68.3	0:10.84	1:23.27 [7]	1:09.25 [6]	0:58.41 [5]	0:47.21 [5]	0:35.88 [5]	0:24.29 [5]	0:35.88	+3
		Chris Meehan		1000m	1200m	(0:14.02)	(0:10.84)	(0:11.20)	(0:11.33)	(0:11.59)	(0:11.86)		
8	4	FINSCEAL	7	66.5	0:11.11	1:23.36 [8]	1:08.91 [9]	0:57.77 [9]	0:46.66 [9]	0:35.53 [9]	0:24.15 [9]	0:35.53	-4
		Gabrielle Semmens		800m	1000m	(0:14.45)	(0:11.14)	(0:11.11)	(0:11.13)	(0:11.38)	(0:11.67)		
9	7	PLATINUM FIELD	1	66.4	0:11.11	1:24.06 [9]	1:10.18 [5]	0:59.07 [6]	0:47.93 [6]	0:36.50 [6]	0:24.89 [7]	0:36.50	-3
		Adam Sewell		1200m	1200m	(0:13.88)	(0:11.11)	(0:11.14)	(0:11.43)	(0:11.61)	(0:11.97)		

Scratched: Disonic (#9)

[] Ranking at each section and finish
 -:-:- No data available at this section
 NA No data available

SCN Saddle cloth number
 DNF Did not finish
 DNT Did not track



Townsville QLD Professional

Race 7: LONE WOLF SECURITY BENCHMARK 62 Handicap - 1400m

18 January 2025 - 16:46



Track Rating: Good 3, Weather: Fine, Rail Position: +2m 1000m-W/Post; True Remainder

Section							200m			Last 600m
Field Times							0:12.03			0:35.38
Rank	TAB	Horse/Jockey	Barrier	Top Speed [km/h]	Fastest Section	Margin				Distance Travelled [m]
1	1	KING'S HALO Ryan Wiggins	5	67.7 1200m	0:10.90 1200m	0:12.01 [2] (0:12.01)	1:22.42			0:35.18
2	5	AIDENABET Chelsea Jokic	8	69.1 1200m	0:10.67 1200m	0:12.06 [1] (0:12.06)	0.19L			0:35.40 -13
3	3	FANG IT Graham Kliese	4	66.6 1000m	0:11.10 1200m	0:12.05 [7] (0:12.05)	2.78L			0:35.20 -3
4	8	PRINCE AKEEM Wanderson D'Avila	6	67.2 1200m	0:11.05 1200m	0:12.23 [4] (0:12.23)	2.87L			0:35.31 -5
5	2	MAJESTICS REQUEST Nathan Thomas	3	68.1 1200m	0:11.02 1200m	0:12.45 [5] (0:12.45)	4.54L			0:35.88 -3
6	6	ILZOOMYA Tyler Leslight	2	67.8 1200m	0:10.90 1200m	0:12.59 [3] (0:12.59)	4.87L			0:36.21 -1
7	10	SHE'S REWARDING Chris Meehan	9	68.3 1000m	0:10.84 1200m	0:12.43 [6] (0:12.43)	5L			0:35.88 +3
8	4	FINSCEAL Gabrielle Semmens	7	66.5 800m	0:11.11 1000m	0:12.48 [8] (0:12.48)	5.57L			0:35.53 -4
9	7	PLATINUM FIELD Adam Sewell	1	66.4 1200m	0:11.11 1200m	0:12.92 [9] (0:12.92)	9.63L			0:36.50 -3

Scratched: Disonic (#9)

[] Ranking at each section and finish
 -:-:- No data available at this section
 NA No data available

SCN Saddle cloth number
 DNF Did not finish
 DNT Did not track



Horse/Jockey Name	King's Halo
Final Rank	1
Fastest Section Time (Section)	0:10.90 (1200m)
Top Speed [km/h] (Section)	67.7 (1200m)
Race State	Finished



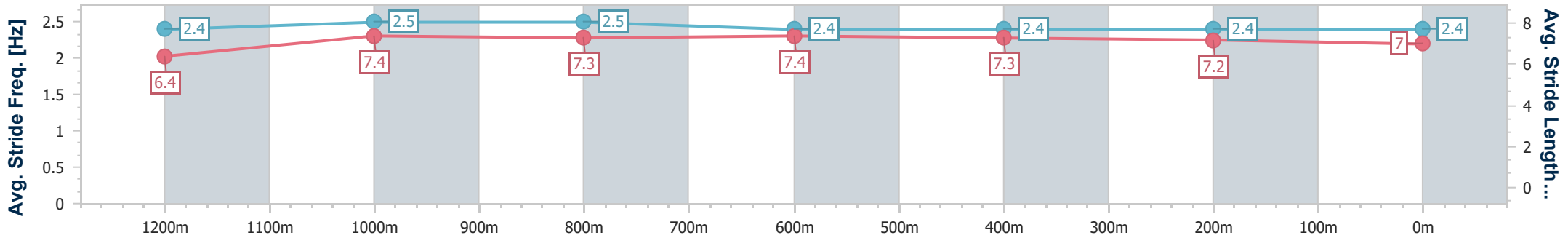
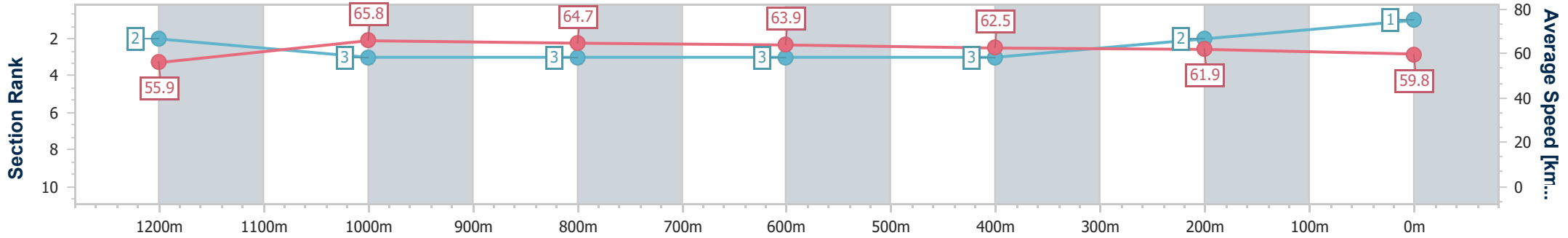
Townsville QLD Professional
Race 7: LONE WOLF SECURITY BENCHMARK 62 Handicap - 1400m

18 January 2025 - 16:46

Track Rating: Good 3, Weather: Fine, Rail Position: +2m 1000m-W/Post; True Remainder



Section	Overall	1200m	1000m	800m	600m	400m	200m
Section Times	1:22.42 [1] (0:13.71)	1:08.71 [2] (0:10.90)	0:57.81 [3] (0:11.33)	0:46.48 [3] (0:11.30)	0:35.18 [3] (0:11.52)	0:23.66 [3] (0:11.65)	0:12.01 [2] (0:12.01)
Average Speed [km/h]	55.9	65.8	64.7	63.9	62.5	61.9	59.8
Top Speed [km/h]	67.0	67.7	66.2	65.3	65.3	63.6	63.4
Avg. Dist. to Rail [m]	6.8	3.2	2.9	0.7	0.6	1.2	1.9
Avg. Stride Freq. [Hz]	2.4	2.5	2.5	2.4	2.4	2.4	2.4
Avg. Stride Length [m]	6.4	7.4	7.3	7.4	7.3	7.2	7.0



- [] Ranking at each section and finish
- .-.- No data available at this section
- NA No data available



Horse/Jockey Name	Aidenabet
Final Rank	2
Fastest Section Time (Section)	0:10.67 (1200m)
Top Speed [km/h] (Section)	69.1 (1200m)
Race State	Finished



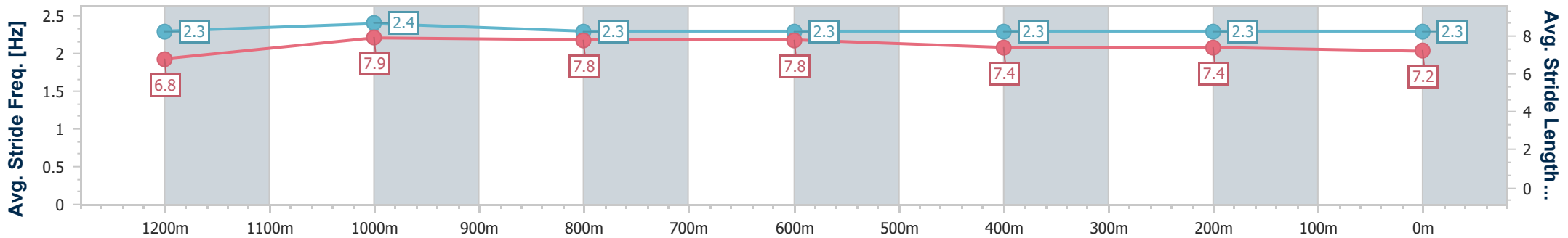
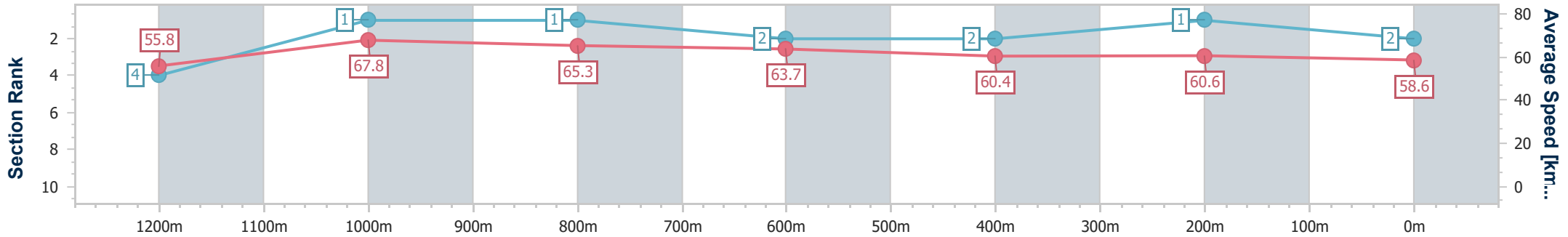
Townsville QLD Professional
Race 7: LONE WOLF SECURITY BENCHMARK 62 Handicap - 1400m



18 January 2025 - 16:46

Track Rating: Good 3, Weather: Fine, Rail Position: +2m 1000m-W/Post; True Remainder

Section	Overall	1200m	1000m	800m	600m	400m	200m
Section Times	1:22.45 [2] (0:13.83)	1:08.62 [4] (0:10.67)	0:57.95 [1] (0:11.15)	0:46.80 [1] (0:11.40)	0:35.40 [2] (0:11.68)	0:23.72 [2] (0:11.66)	0:12.06 [1] (0:12.06)
Average Speed [km/h]	55.8	67.8	65.3	63.7	60.4	60.6	58.6
Top Speed [km/h]	66.6	69.1	69.0	65.0	64.4	63.2	62.6
Avg. Dist. to Rail [m]	8.7	2.5	0.8	0.8	1.7	2.0	1.3
Avg. Stride Freq. [Hz]	2.3	2.4	2.3	2.3	2.3	2.3	2.3
Avg. Stride Length [m]	6.8	7.9	7.8	7.8	7.4	7.4	7.2



- [] Ranking at each section and finish
- .-.- No data available at this section
- NA No data available



Horse/Jockey Name	Fang It
Final Rank	3
Fastest Section Time (Section)	0:11.10 (1200m)
Top Speed [km/h] (Section)	66.6 (1000m)
Race State	Finished



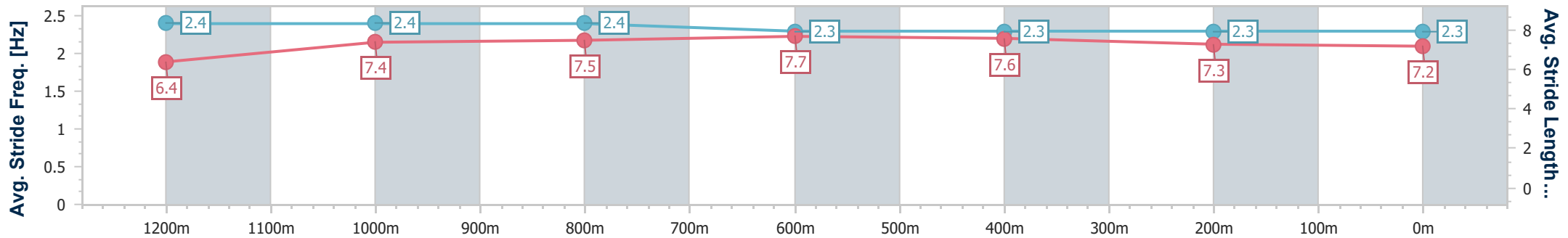
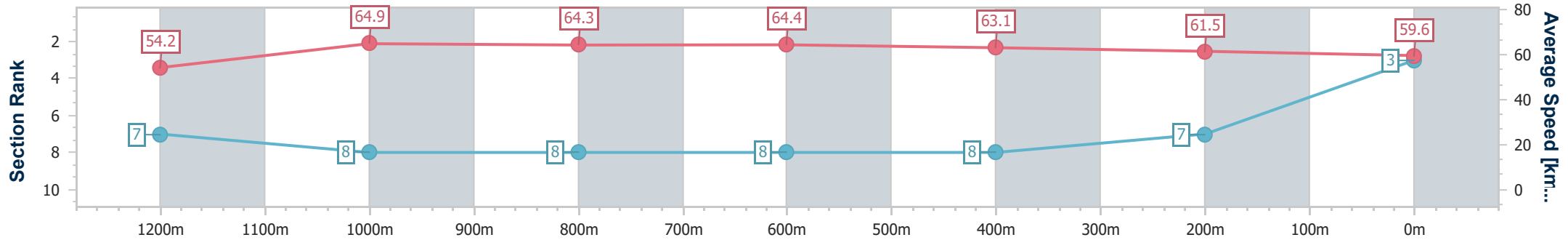
Townsville QLD Professional
Race 7: LONE WOLF SECURITY BENCHMARK 62 Handicap - 1400m

18 January 2025 - 16:46

Track Rating: Good 3, Weather: Fine, Rail Position: +2m 1000m-W/Post; True Remainder



Section	Overall	1200m	1000m	800m	600m	400m	200m							
Section Times	1:22.89 [3] (0:14.11)	1:08.78 [7] (0:11.10)	0:57.68 [8] (0:11.26)	0:46.42 [8] (0:11.22)	0:35.20 [8] (0:11.51)	0:23.69 [8] (0:11.64)	0:12.05 [7] (0:12.05)							
Average Speed [km/h]	54.2	64.9	64.3	64.4	63.1	61.5	59.6							
Top Speed [km/h]	64.0	66.4	66.6	65.8	65.2	63.4	62.8							
Avg. Dist. to Rail [m]	5.3	0.9	1.2	0.7	1.0	4.0	6.1							
Avg. Stride Freq. [Hz]	2.4	2.4	2.4	2.3	2.3	2.3	2.3							
Avg. Stride Length [m]	6.4	7.4	7.5	7.7	7.6	7.3	7.2							



- [] Ranking at each section and finish
- .-.- No data available at this section
- NA No data available



Horse/Jockey Name	Prince Akeem
Final Rank	4
Fastest Section Time (Section)	0:11.05 (1200m)
Top Speed [km/h] (Section)	67.2 (1200m)
Race State	Finished



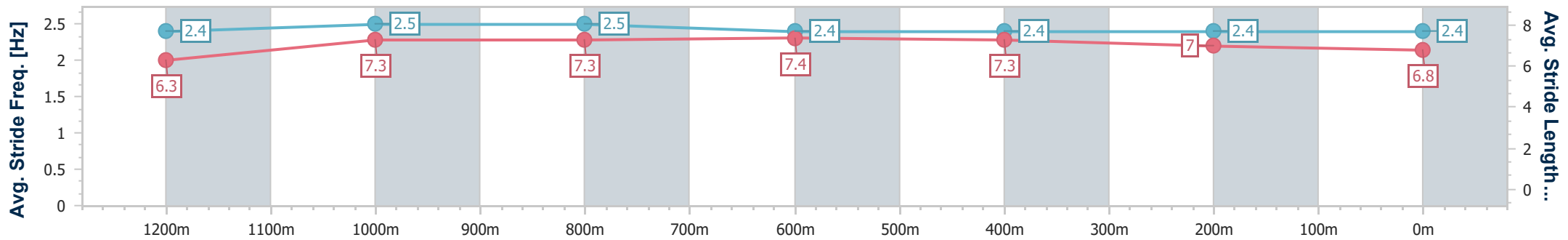
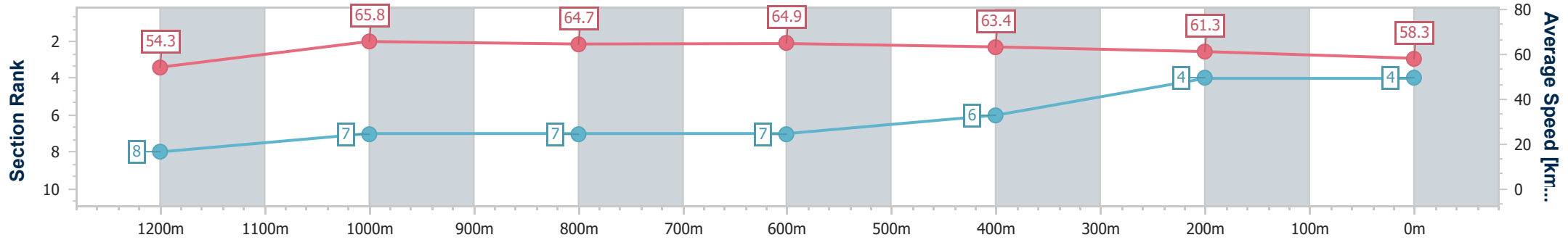
Townsville QLD Professional
Race 7: LONE WOLF SECURITY BENCHMARK 62 Handicap - 1400m

18 January 2025 - 16:46

Track Rating: Good 3, Weather: Fine, Rail Position: +2m 1000m-W/Post; True Remainder



Section	Overall	1200m	1000m	800m	600m	400m	200m							
Section Times	1:22.91 [4] (0:14.14)	1:08.77 [8] (0:11.05)	0:57.72 [7] (0:11.24)	0:46.48 [7] (0:11.17)	0:35.31 [7] (0:11.44)	0:23.87 [6] (0:11.64)	0:12.23 [4] (0:12.23)							
Average Speed [km/h]	54.3	65.8	64.7	64.9	63.4	61.3	58.3							
Top Speed [km/h]	64.4	67.2	67.2	66.6	66.0	63.6	63.0							
Avg. Dist. to Rail [m]	7.1	1.8	1.1	1.1	1.5	4.7	5.1							
Avg. Stride Freq. [Hz]	2.4	2.5	2.5	2.4	2.4	2.4	2.4							
Avg. Stride Length [m]	6.3	7.3	7.3	7.4	7.3	7.0	6.8							



- [] Ranking at each section and finish
- .-.- No data available at this section
- NA No data available



Horse/Jockey Name	Majestics Request
Final Rank	5
Fastest Section Time (Section)	0:11.02 (1200m)
Top Speed [km/h] (Section)	68.1 (1200m)
Race State	Finished



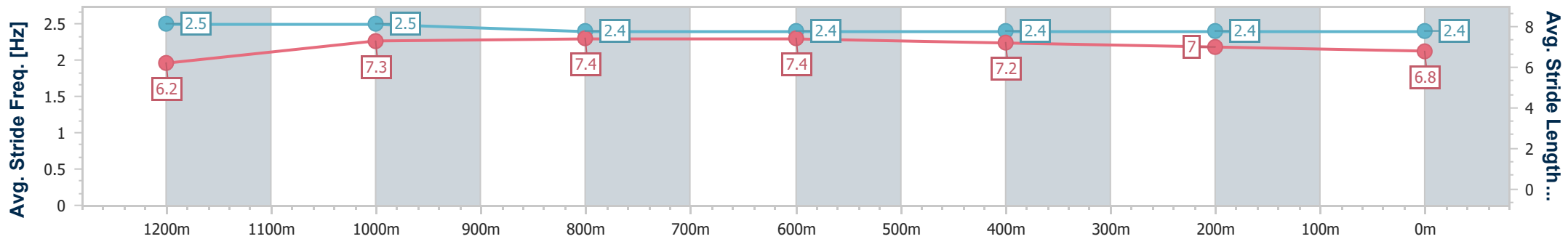
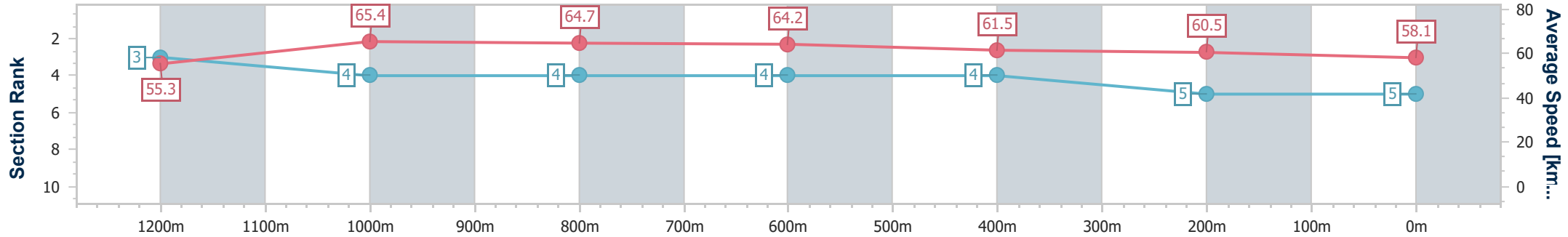
Townsville QLD Professional
Race 7: LONE WOLF SECURITY BENCHMARK 62 Handicap - 1400m



18 January 2025 - 16:46

Track Rating: Good 3, Weather: Fine, Rail Position: +2m 1000m-W/Post; True Remainder

Section	Overall	1200m	1000m	800m	600m	400m	200m							
Section Times	1:23.19 [5] (0:13.78)	1:09.41 [3] (0:11.02)	0:58.39 [4] (0:11.24)	0:47.15 [4] (0:11.27)	0:35.88 [4] (0:11.59)	0:24.29 [4] (0:11.84)	0:12.45 [5] (0:12.45)							
Average Speed [km/h]	55.3	65.4	64.7	64.2	61.5	60.5	58.1							
Top Speed [km/h]	66.8	68.1	66.2	65.4	64.8	63.0	62.3							
Avg. Dist. to Rail [m]	5.6	2.2	1.4	0.4	0.3	1.9	1.9							
Avg. Stride Freq. [Hz]	2.5	2.5	2.4	2.4	2.4	2.4	2.4							
Avg. Stride Length [m]	6.2	7.3	7.4	7.4	7.2	7.0	6.8							



- [] Ranking at each section and finish
- .-.- No data available at this section
- NA No data available



Horse/Jockey Name	Ilzoomya
Final Rank	6
Fastest Section Time (Section)	0:10.90 (1200m)
Top Speed [km/h] (Section)	67.8 (1200m)
Race State	Finished



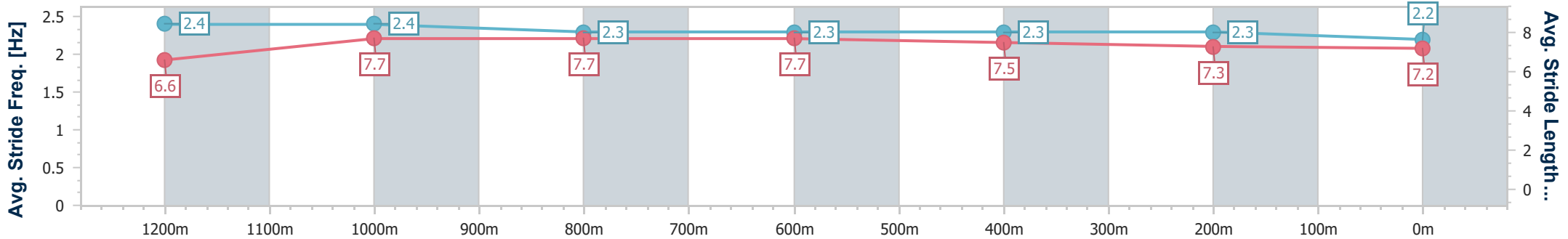
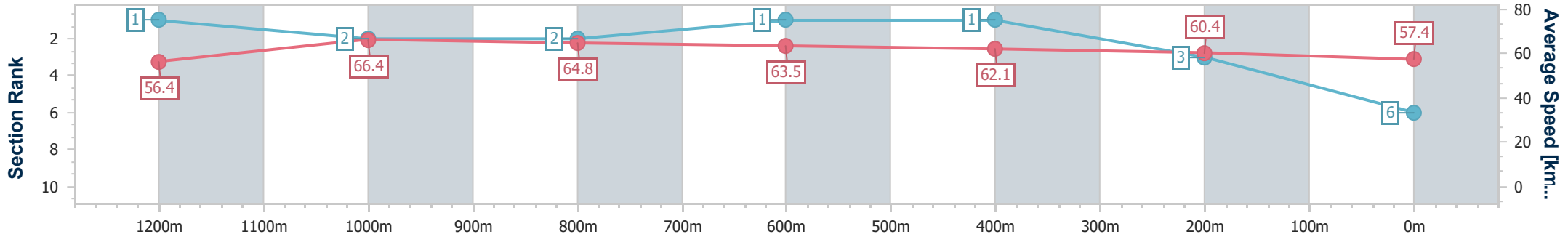
Townsville QLD Professional
Race 7: LONE WOLF SECURITY BENCHMARK 62 Handicap - 1400m

18 January 2025 - 16:46

Track Rating: Good 3, Weather: Fine, Rail Position: +2m 1000m-W/Post; True Remainder



Section	Overall	1200m	1000m	800m	600m	400m	200m							
Section Times	1:23.25 [6] (0:13.68)	1:09.57 [1] (0:10.90)	0:58.67 [2] (0:11.09)	0:47.58 [2] (0:11.37)	0:36.21 [1] (0:11.68)	0:24.53 [1] (0:11.94)	0:12.59 [3] (0:12.59)							
Average Speed [km/h]	56.4	66.4	64.8	63.5	62.1	60.4	57.4							
Top Speed [km/h]	66.8	67.8	67.8	64.6	64.6	61.9	60.7							
Avg. Dist. to Rail [m]	3.9	1.2	0.9	0.2	0.2	0.3	0.7							
Avg. Stride Freq. [Hz]	2.4	2.4	2.3	2.3	2.3	2.3	2.2							
Avg. Stride Length [m]	6.6	7.7	7.7	7.7	7.5	7.3	7.2							



- [] Ranking at each section and finish
- .-.- No data available at this section
- NA No data available



Horse/Jockey Name	She's Rewarding
Final Rank	7
Fastest Section Time (Section)	0:10.84 (1200m)
Top Speed [km/h] (Section)	68.3 (1000m)
Race State	Finished



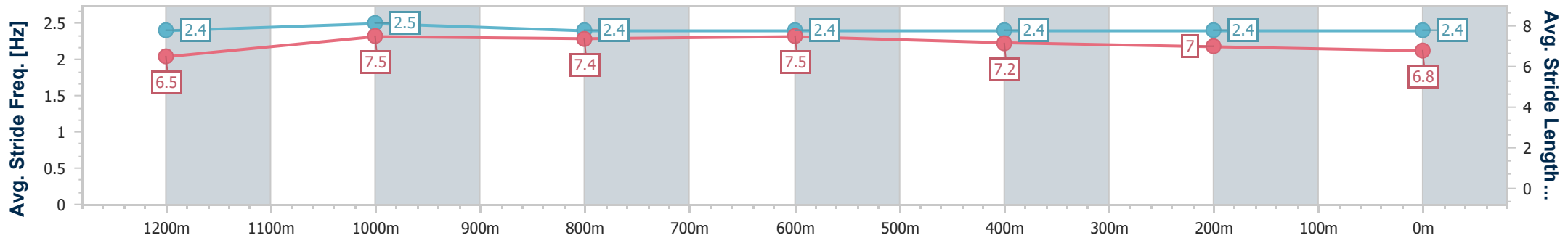
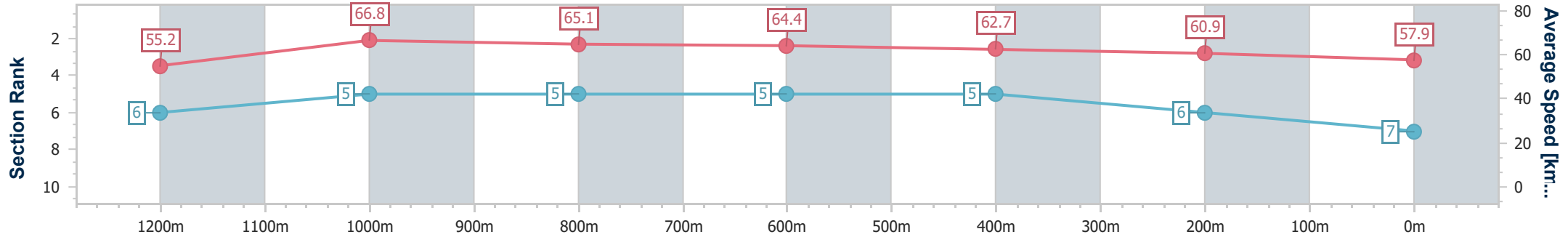
Townsville QLD Professional
Race 7: LONE WOLF SECURITY BENCHMARK 62 Handicap - 1400m

18 January 2025 - 16:46

Track Rating: Good 3, Weather: Fine, Rail Position: +2m 1000m-W/Post; True Remainder



Section	Overall	1200m	1000m	800m	600m	400m	200m
Section Times	1:23.27 [7] (0:14.02)	1:09.25 [6] (0:10.84)	0:58.41 [5] (0:11.20)	0:47.21 [5] (0:11.33)	0:35.88 [5] (0:11.59)	0:24.29 [5] (0:11.86)	0:12.43 [6] (0:12.43)
Average Speed [km/h]	55.2	66.8	65.1	64.4	62.7	60.9	57.9
Top Speed [km/h]	65.6	68.3	68.3	66.1	65.2	62.4	61.4
Avg. Dist. to Rail [m]	10.5	2.8	1.6	1.2	1.1	3.5	4.8
Avg. Stride Freq. [Hz]	2.4	2.5	2.4	2.4	2.4	2.4	2.4
Avg. Stride Length [m]	6.5	7.5	7.4	7.5	7.2	7.0	6.8



- [] Ranking at each section and finish
- .-.- No data available at this section
- NA No data available



Horse/Jockey Name	Finsceal
Final Rank	8
Fastest Section Time (Section)	0:11.11 (1000m)
Top Speed [km/h] (Section)	66.5 (800m)
Race State	Finished



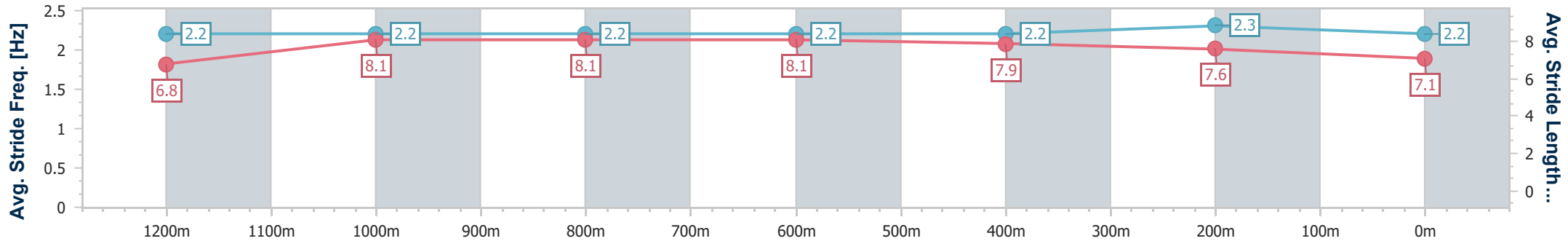
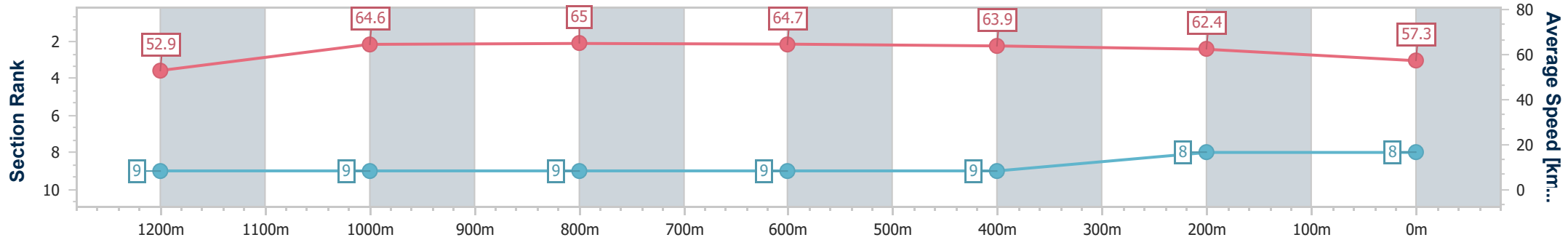
Townsville QLD Professional
Race 7: LONE WOLF SECURITY BENCHMARK 62 Handicap - 1400m



18 January 2025 - 16:46

Track Rating: Good 3, Weather: Fine, Rail Position: +2m 1000m-W/Post; True Remainder

Section	Overall	1200m	1000m	800m	600m	400m	200m							
Section Times	1:23.36 [8] (0:14.45)	1:08.91 [9] (0:11.14)	0:57.77 [9] (0:11.11)	0:46.66 [9] (0:11.13)	0:35.53 [9] (0:11.38)	0:24.15 [9] (0:11.67)	0:12.48 [8] (0:12.48)							
Average Speed [km/h]	52.9	64.6	65.0	64.7	63.9	62.4	57.3							
Top Speed [km/h]	64.1	66.4	66.3	66.5	66.1	64.1	62.7							
Avg. Dist. to Rail [m]	6.4	1.4	0.9	1.0	2.1	6.2	8.1							
Avg. Stride Freq. [Hz]	2.2	2.2	2.2	2.2	2.2	2.3	2.2							
Avg. Stride Length [m]	6.8	8.1	8.1	8.1	7.9	7.6	7.1							



- [] Ranking at each section and finish
- .-.- No data available at this section
- NA No data available



Horse/Jockey Name	Platinum Field
Final Rank	9
Fastest Section Time (Section)	0:11.11 (1200m)
Top Speed [km/h] (Section)	66.4 (1200m)
Race State	Finished



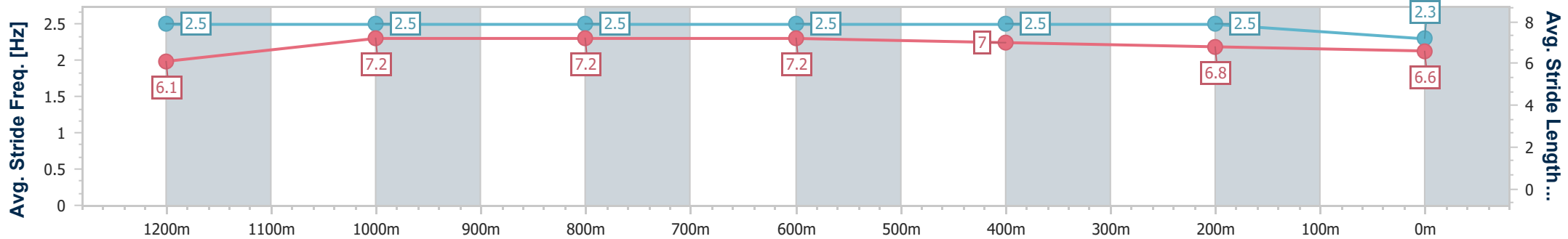
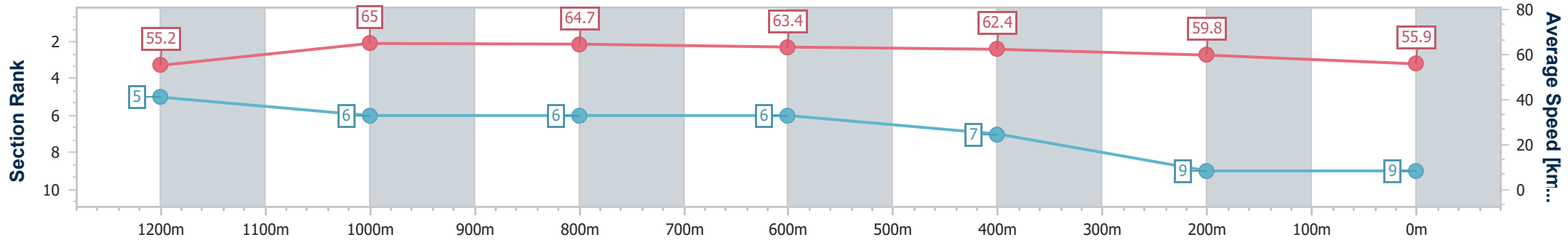
Townsville QLD Professional
Race 7: LONE WOLF SECURITY BENCHMARK 62 Handicap - 1400m

18 January 2025 - 16:46

Track Rating: Good 3, Weather: Fine, Rail Position: +2m 1000m-W/Post; True Remainder



Section	Overall	1200m	1000m	800m	600m	400m	200m
Section Times	1:24.06 [9] (0:13.88)	1:10.18 [5] (0:11.11)	0:59.07 [6] (0:11.14)	0:47.93 [6] (0:11.43)	0:36.50 [6] (0:11.61)	0:24.89 [7] (0:11.97)	0:12.92 [9] (0:12.92)
Average Speed [km/h]	55.2	65.0	64.7	63.4	62.4	59.8	55.9
Top Speed [km/h]	66.4	66.4	66.4	64.9	65.2	62.4	60.8
Avg. Dist. to Rail [m]	1.7	0.9	1.2	0.3	0.6	2.9	4.2
Avg. Stride Freq. [Hz]	2.5	2.5	2.5	2.5	2.5	2.5	2.3
Avg. Stride Length [m]	6.1	7.2	7.2	7.2	7.0	6.8	6.6



- [] Ranking at each section and finish
- .-.- No data available at this section
- NA No data available



Townsville QLD Professional
Race 8: CLUDEN PARK RACE NAME SPONSORSHIPS AVAILABLE
RATINGS BAND 0 - 55 Handicap - 1400m
18 January 2025 - 17:26



Track Rating: Good 3, Weather: Fine, Rail Position: +2m 1000m-W/Post; True Remainder

Section		Overall										Last 600m				
Field Times		1:22.32										0:35.51				
		(0:13.52)										(0:11.75)				
		1200m	1000m	800m	600m	400m										
		1:08.80	0:57.97	0:46.71	0:35.51	0:24.07										
		(0:10.83)	(0:11.26)	(0:11.20)	(0:11.44)	(0:11.75)										
Rank	TAB	Horse/Jockey	Barrier	Top Speed [km/h]	Fastest Section											Distance Travelled [m]
1	1	MORDECAI	8	67.5	0:10.89	1:22.32 [1]	1:07.47 [13]	0:56.58 [12]	0:45.62 [13]	0:34.34 [12]	0:23.14 [11]	0:34.34				
		Adrian Layt		1000m	1200m	(0:14.85)	(0:10.89)	(0:10.96)	(0:11.28)	(0:11.20)	(0:11.29)					
2	9	KIDSTON	10	67.0	0:10.93	1:22.34 [2]	1:07.76 [10]	0:56.83 [10]	0:45.76 [11]	0:34.34 [13]	0:23.16 [10]	0:34.34	+2			
		Chelsea Jokic		600m	1200m	(0:14.58)	(0:10.93)	(0:11.07)	(0:11.42)	(0:11.18)	(0:11.35)					
3	2	CALDANTE	7	68.3	0:10.83	1:22.48 [3]	1:08.96 [1]	0:58.13 [1]	0:46.87 [1]	0:35.63 [2]	0:24.23 [1]	0:35.63	-3			
		Wanderson D'Avila		Overall	1200m	(0:13.52)	(0:10.83)	(0:11.26)	(0:11.24)	(0:11.40)	(0:11.75)					
4	8	ELLIE'S DREAM	9	67.0	0:10.91	1:22.53 [4]	1:08.44 [7]	0:57.53 [7]	0:46.36 [7]	0:34.93 [7]	0:23.61 [8]	0:34.93	-2			
		Ryan Wiggins		1200m	1200m	(0:14.09)	(0:10.91)	(0:11.17)	(0:11.43)	(0:11.32)	(0:11.53)					
5	13	ZORAYDAH	11	68.4	0:10.79	1:22.78 [5]	1:09.04 [2]	0:58.25 [2]	0:47.03 [3]	0:35.63 [3]	0:24.24 [3]	0:35.63	-3			
		McKenzie Apel		1200m	1200m	(0:13.74)	(0:10.79)	(0:11.22)	(0:11.40)	(0:11.39)	(0:11.68)					
6	11	ELLEVES	1	67.3	0:10.79	1:22.86 [6]	1:08.93 [4]	0:58.14 [5]	0:46.94 [5]	0:35.64 [4]	0:24.29 [4]	0:35.64	-3			
		Rob Thorburn		1200m	1200m	(0:13.93)	(0:10.79)	(0:11.20)	(0:11.30)	(0:11.35)	(0:11.71)					
7	12	ENCROACHMENT	4	68.6	0:10.74	1:22.91 [7]	1:09.01 [3]	0:58.27 [4]	0:47.00 [4]	0:35.54 [6]	0:24.19 [6]	0:35.54	+2			
		Adam Sewell		1200m	1200m	(0:13.90)	(0:10.74)	(0:11.27)	(0:11.46)	(0:11.35)	(0:11.70)					
8	6	READ 'EM AND WEEP	13	68.8	0:10.66	1:23.00 [8]	1:09.02 [5]	0:58.36 [3]	0:47.29 [2]	0:36.19 [1]	0:24.73 [2]	0:36.19	+0			
		Gabrielle Semmens		1200m	1200m	(0:13.98)	(0:10.66)	(0:11.07)	(0:11.10)	(0:11.46)	(0:11.89)					
9	15	LITTLE RED PEPPER	6	66.3	0:10.97	1:23.08 [9]	1:08.69 [9]	0:57.72 [9]	0:46.53 [9]	0:35.33 [9]	0:24.32 [7]	0:35.33	-16			
		Nathan Thomas		1200m	1200m	(0:14.39)	(0:10.97)	(0:11.19)	(0:11.20)	(0:11.01)	(0:11.67)					
10	16	NINE CARATS	3	67.0	0:10.84	1:23.10 [10]	1:08.90 [8]	0:58.06 [8]	0:46.92 [8]	0:35.44 [8]	0:24.12 [9]	0:35.44	-8			
		Tyler Leslight		1200m	1200m	(0:14.20)	(0:10.84)	(0:11.14)	(0:11.48)	(0:11.32)	(0:11.69)					

Scratched: Store Beach (#7), Fast Missile (#3), The Cops (#10)

[] Ranking at each section and finish
 -:-:- No data available at this section
 NA No data available

SCN Saddle cloth number
 DNF Did not finish
 DNT Did not track



Townsville QLD Professional
Race 8: CLUDEN PARK RACE NAME SPONSORSHIPS AVAILABLE
RATINGS BAND 0 - 55 Handicap - 1400m
18 January 2025 - 17:26



Track Rating: Good 3, Weather: Fine, Rail Position: +2m 1000m-W/Post; True Remainder

Section	Overall	1200m	1000m	800m	600m	400m	Last 600m
Field Times	1:22.32 (0:13.52)	1:08.80 (0:10.83)	0:57.97 (0:11.26)	0:46.71 (0:11.20)	0:35.51 (0:11.44)	0:24.07 (0:11.75)	0:35.51

Rank	TAB	Horse/Jockey	Barrier	Top Speed [km/h]	Fastest Section	Overall	1200m	1000m	800m	600m	400m	Last 600m	Distance Travelled [m]
11	14	LOOK AT ROSA	12	68.0	0:10.82	1:23.22 [11]	1:09.18 [6]	0:58.36 [6]	0:47.20 [6]	0:35.94 [5]	0:24.50 [5]	0:35.94	-2
		Liv O'Donnell		1200m	1200m	(0:14.04)	(0:10.82)	(0:11.16)	(0:11.26)	(0:11.44)	(0:11.79)		
12	5	MAKE IT FLASHY	14	68.0	0:10.78	1:24.19 [12]	1:09.37 [12]	0:58.40 [13]	0:47.62 [10]	0:36.33 [10]	0:24.89 [12]	0:36.33	+4
		Ashley Butler		1000m	1000m	(0:14.82)	(0:10.97)	(0:10.78)	(0:11.29)	(0:11.44)	(0:12.06)		
13	4	HUNT THE HUNTER	5	66.8	0:10.92	1:25.11 [13]	1:10.53 [10]	0:59.44 [11]	0:48.52 [12]	0:37.16 [11]	0:25.65 [13]	0:37.16	+2
		Chris Meehan		1000m	1000m	(0:14.58)	(0:11.09)	(0:10.92)	(0:11.36)	(0:11.51)	(0:12.07)		

Scratched: Store Beach (#7), Fast Missile (#3), The Cops (#10)



Townsville QLD Professional
Race 8: CLUDEN PARK RACE NAME SPONSORSHIPS AVAILABLE
RATINGS BAND 0 - 55 Handicap - 1400m
18 January 2025 - 17:26



Track Rating: Good 3, Weather: Fine, Rail Position: +2m 1000m-W/Post; True Remainder

Section				200m				Last 600m	
Field Times				0:12.32 (0:12.32)				0:35.51	
Rank	TAB	Horse/Jockey	Barrier	Top Speed [km/h]	Fastest Section	Margin			Distance Travelled [m]
1	1	MORDECAI Adrian Layt	8	67.5 1000m	0:10.89 1200m	0:11.85 [8] (0:11.85)	1:22.32		0:34.34
2	9	KIDSTON Chelsea Jokic	10	67.0 600m	0:10.93 1200m	0:11.81 [10] (0:11.81)	0.11L		0:34.34 +2
3	2	CALDANTE Wanderson D'Avila	7	68.3 Overall	0:10.83 1200m	0:12.48 [1] (0:12.48)	0.95L		0:35.63 -3
4	8	ELLIE'S DREAM Ryan Wiggins	9	67.0 1200m	0:10.91 1200m	0:12.08 [7] (0:12.08)	1.25L		0:34.93 -2
5	13	ZORAYDAH McKenzie Apel	11	68.4 1200m	0:10.79 1200m	0:12.56 [3] (0:12.56)	2.71L		0:35.63 -3
6	11	ELLEVES Rob Thorburn	1	67.3 1200m	0:10.79 1200m	0:12.58 [4] (0:12.58)	3.16L		0:35.64 -3
7	12	ENCROACHMENT Adam Sewell	4	68.6 1200m	0:10.74 1200m	0:12.49 [5] (0:12.49)	3.45L		0:35.54 +2
8	6	READ 'EM AND WEEP Gabrielle Semmens	13	68.8 1200m	0:10.66 1200m	0:12.84 [2] (0:12.84)	3.99L		0:36.19 +0
9	15	LITTLE RED PEPPER Nathan Thomas	6	66.3 1200m	0:10.97 1200m	0:12.65 [6] (0:12.65)	4.45L		0:35.33 -16
10	16	NINE CARATS Tyler Leslight	3	67.0 1200m	0:10.84 1200m	0:12.43 [11] (0:12.43)	4.59L		0:35.44 -8

Scratched: Store Beach (#7), Fast Missile (#3), The Cops (#10)

[] Ranking at each section and finish
 -:-:- No data available at this section
 NA No data available
 SCN Saddle cloth number
 DNF Did not finish
 DNT Did not track



Townsville QLD Professional
Race 8: CLUDEN PARK RACE NAME SPONSORSHIPS AVAILABLE
RATINGS BAND 0 - 55 Handicap - 1400m
18 January 2025 - 17:26



Track Rating: Good 3, Weather: Fine, Rail Position: +2m 1000m-W/Post; True Remainder

Section				200m				Last 600m		
Field Times				0:12.32 (0:12.32)				0:35.51		
Rank	TAB	Horse/Jockey	Barrier	Top Speed [km/h]	Fastest Section	Margin			Distance Travelled [m]	
11	14	LOOK AT ROSA	12	68.0	0:10.82	0:12.71 [9]	5.27L		0:35.94	-2
		Liv O'Donnell		1200m	1200m	(0:12.71)				
12	5	MAKE IT FLASHY	14	68.0	0:10.78	0:12.83 [12]	10.97L		0:36.33	+4
		Ashley Butler		1000m	1000m	(0:12.83)				
13	4	HUNT THE HUNTER	5	66.8	0:10.92	0:13.58 [13]	16.43L		0:37.16	+2
		Chris Meehan		1000m	1000m	(0:13.58)				

Scratched: Store Beach (#7), Fast Missile (#3), The Cops (#10)

[] Ranking at each section and finish
 -:-:- No data available at this section
 NA No data available

SCN Saddle cloth number
 DNF Did not finish
 DNT Did not track



Horse/Jockey Name	Mordecai
Final Rank	1
Fastest Section Time (Section)	0:10.89 (1200m)
Top Speed [km/h] (Section)	67.5 (1000m)
Race State	Finished



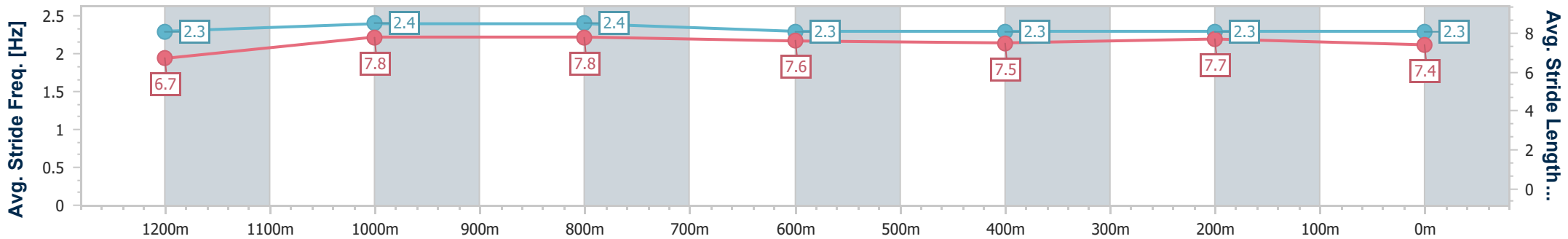
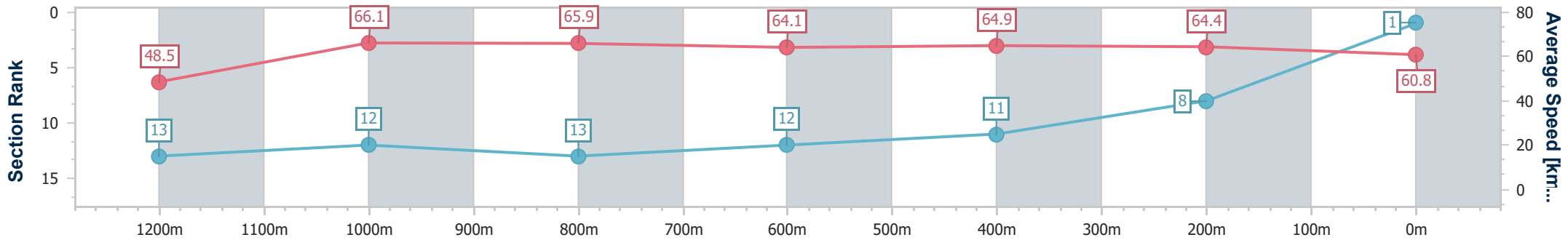
Townsville QLD Professional
Race 8: CLUDEN PARK RACE NAME SPONSORSHIPS
AVAILABLE RATINGS BAND 0 - 55 Handicap - 1400m



18 January 2025 - 17:26

Track Rating: Good 3, Weather: Fine, Rail Position: +2m 1000m-
W/Post; True Remainder

Section	Overall	1200m	1000m	800m	600m	400m	200m								
Section Times	1:22.32 [1] (0:14.85)	1:07.47 [13] (0:10.89)	0:56.58 [12] (0:10.96)	0:45.62 [13] (0:11.28)	0:34.34 [12] (0:11.20)	0:23.14 [11] (0:11.29)	0:11.85 [8] (0:11.85)								
Average Speed [km/h]	48.5	66.1	65.9	64.1	64.9	64.4	60.8								
Top Speed [km/h]	66.3	67.3	67.5	65.7	65.6	65.4	63.5								
Avg. Dist. to Rail [m]	5.4	0.7	1.1	0.8	2.2	5.1	5.2								
Avg. Stride Freq. [Hz]	2.3	2.4	2.4	2.3	2.3	2.3	2.3								
Avg. Stride Length [m]	6.7	7.8	7.8	7.6	7.5	7.7	7.4								



- [] Ranking at each section and finish
- .-.- No data available at this section
- NA No data available



Horse/Jockey Name	Kidston
Final Rank	2
Fastest Section Time (Section)	0:10.93 (1200m)
Top Speed [km/h] (Section)	67.0 (600m)
Race State	Finished

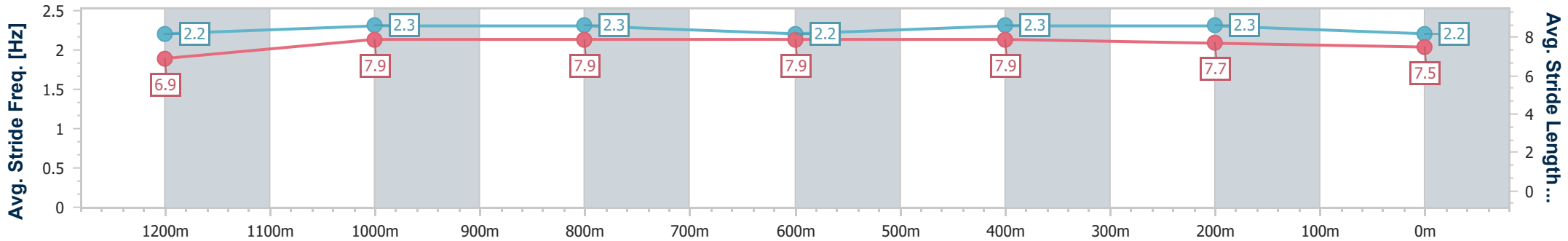
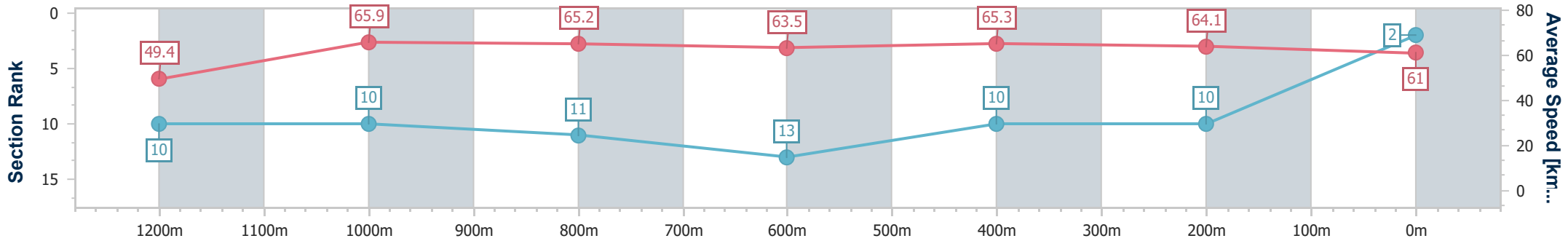


Townsville QLD Professional
 Race 8: CLUDEN PARK RACE NAME SPONSORSHIPS
 AVAILABLE RATINGS BAND 0 - 55 Handicap - 1400m



18 January 2025 - 17:26
 Track Rating: Good 3, Weather: Fine, Rail Position: +2m 1000m-
 W/Post; True Remainder

Section	Overall	1200m	1000m	800m	600m	400m	200m
Section Times	1:22.34 [2] (0:14.58)	1:07.76 [10] (0:10.93)	0:56.83 [10] (0:11.07)	0:45.76 [11] (0:11.42)	0:34.34 [13] (0:11.18)	0:23.16 [10] (0:11.35)	0:11.81 [10] (0:11.81)
Average Speed [km/h]	49.4	65.9	65.2	63.5	65.3	64.1	61.0
Top Speed [km/h]	65.6	66.6	66.4	64.7	67.0	65.5	63.5
Avg. Dist. to Rail [m]	8.2	0.9	1.2	1.6	3.0	7.4	8.4
Avg. Stride Freq. [Hz]	2.2	2.3	2.3	2.2	2.3	2.3	2.2
Avg. Stride Length [m]	6.9	7.9	7.9	7.9	7.9	7.7	7.5



- [] Ranking at each section and finish
- .-.- No data available at this section
- NA No data available



Horse/Jockey Name	Caldante
Final Rank	3
Fastest Section Time (Section)	0:10.83 (1200m)
Top Speed [km/h] (Section)	68.3 (Overall)
Race State	Finished

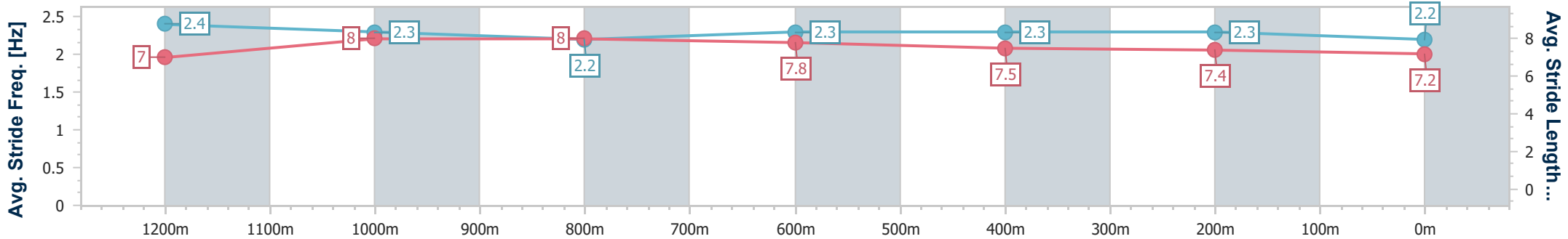
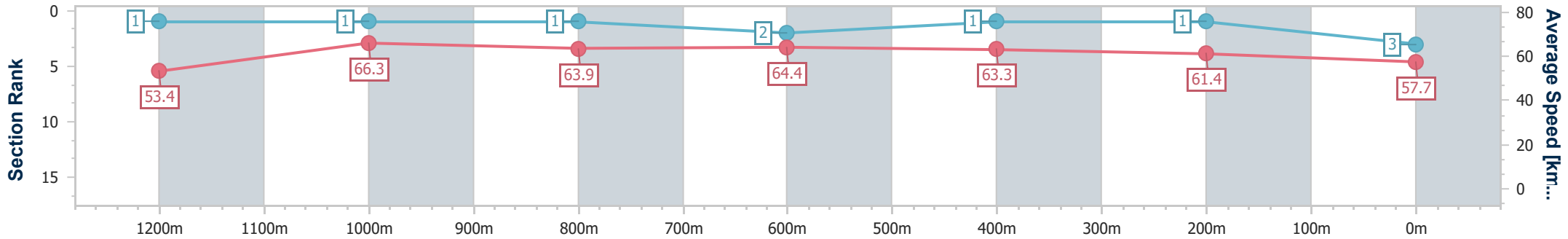


Townsville QLD Professional
 Race 8: CLUDEN PARK RACE NAME SPONSORSHIPS
 AVAILABLE RATINGS BAND 0 - 55 Handicap - 1400m



18 January 2025 - 17:26
 Track Rating: Good 3, Weather: Fine, Rail Position: +2m 1000m-
 W/Post; True Remainder

Section	Overall	1200m	1000m	800m	600m	400m	200m
Section Times	1:22.48 [3] (0:13.52)	1:08.96 [1] (0:10.83)	0:58.13 [1] (0:11.26)	0:46.87 [1] (0:11.24)	0:35.63 [2] (0:11.40)	0:24.23 [1] (0:11.75)	0:12.48 [1] (0:12.48)
Average Speed [km/h]	53.4	66.3	63.9	64.4	63.3	61.4	57.7
Top Speed [km/h]	68.3	68.1	65.3	65.7	65.0	62.5	60.1
Avg. Dist. to Rail [m]	7.4	0.8	1.1	0.8	0.8	1.0	1.2
Avg. Stride Freq. [Hz]	2.4	2.3	2.2	2.3	2.3	2.3	2.2
Avg. Stride Length [m]	7.0	8.0	8.0	7.8	7.5	7.4	7.2



- [] Ranking at each section and finish
- .-.- No data available at this section
- NA No data available



Horse/Jockey Name	Ellie's Dream
Final Rank	4
Fastest Section Time (Section)	0:10.91 (1200m)
Top Speed [km/h] (Section)	67.0 (1200m)
Race State	Finished

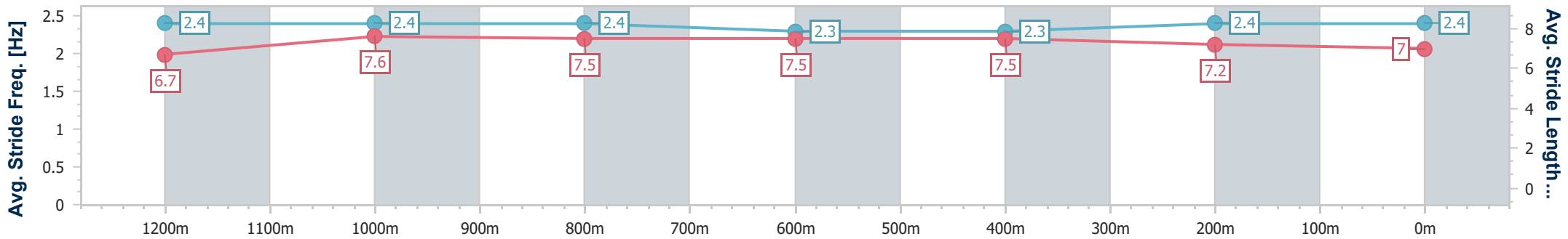
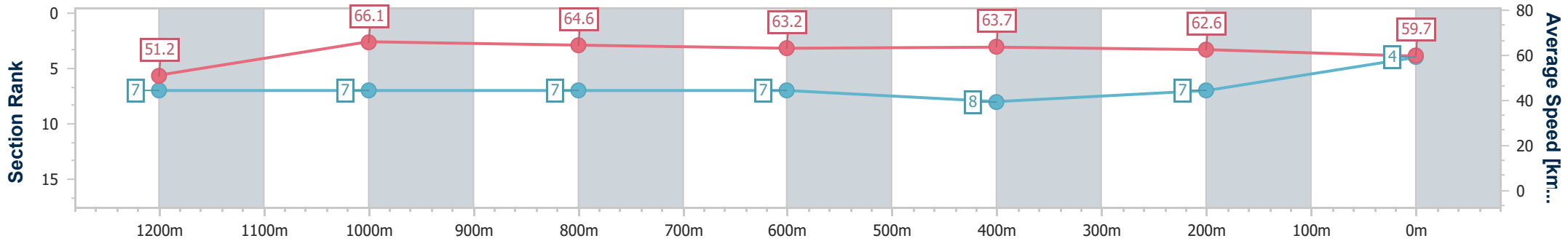


Townsville QLD Professional
 Race 8: CLUDEN PARK RACE NAME SPONSORSHIPS
 AVAILABLE RATINGS BAND 0 - 55 Handicap - 1400m



18 January 2025 - 17:26
 Track Rating: Good 3, Weather: Fine, Rail Position: +2m 1000m-
 W/Post; True Remainder

Section	Overall	1200m	1000m	800m	600m	400m	200m						
Section Times	1:22.53 [4] (0:14.09)	1:08.44 [7] (0:10.91)	0:57.53 [7] (0:11.17)	0:46.36 [7] (0:11.43)	0:34.93 [7] (0:11.32)	0:23.61 [8] (0:11.53)	0:12.08 [7] (0:12.08)						
Average Speed [km/h]	51.2	66.1	64.6	63.2	63.7	62.6	59.7						
Top Speed [km/h]	65.6	67.0	65.7	63.8	65.7	63.7	61.9						
Avg. Dist. to Rail [m]	7.7	1.3	1.0	0.8	0.4	3.3	5.3						
Avg. Stride Freq. [Hz]	2.4	2.4	2.4	2.3	2.3	2.4	2.4						
Avg. Stride Length [m]	6.7	7.6	7.5	7.5	7.5	7.2	7.0						



- [] Ranking at each section and finish
- .-.- No data available at this section
- NA No data available



Horse/Jockey Name	Zoraydah
Final Rank	5
Fastest Section Time (Section)	0:10.79 (1200m)
Top Speed [km/h] (Section)	68.4 (1200m)
Race State	Finished



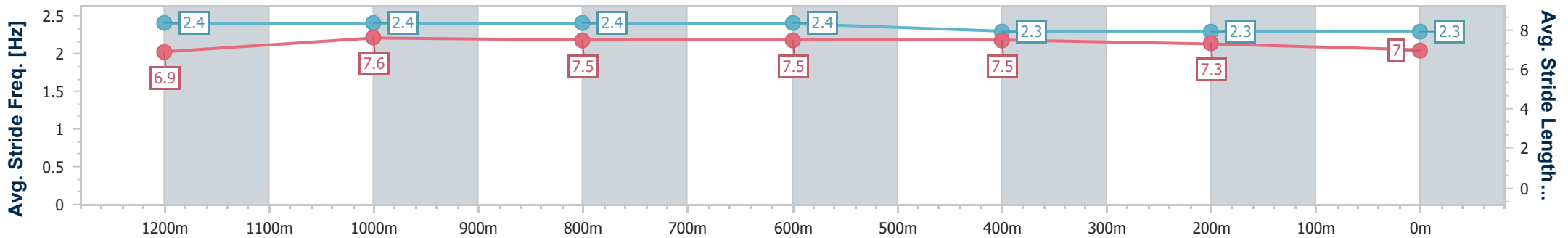
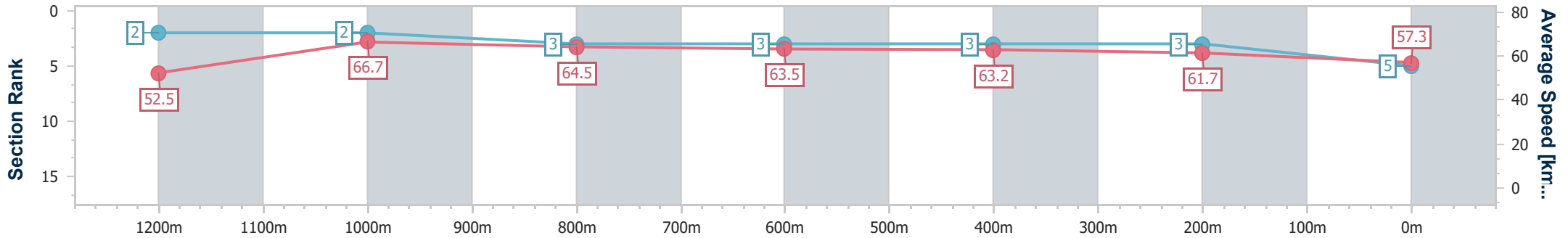
Townsville QLD Professional
Race 8: CLUDEN PARK RACE NAME SPONSORSHIPS
AVAILABLE RATINGS BAND 0 - 55 Handicap - 1400m



18 January 2025 - 17:26

Track Rating: Good 3, Weather: Fine, Rail Position: +2m 1000m-
W/Post; True Remainder

Section	Overall	1200m	1000m	800m	600m	400m	200m
Section Times	1:22.78 [5] (0:13.74)	1:09.04 [2] (0:10.79)	0:58.25 [2] (0:11.22)	0:47.03 [3] (0:11.40)	0:35.63 [3] (0:11.39)	0:24.24 [3] (0:11.68)	0:12.56 [3] (0:12.56)
Average Speed [km/h]	52.5	66.7	64.5	63.5	63.2	61.7	57.3
Top Speed [km/h]	67.8	68.4	64.9	64.7	65.5	63.1	60.3
Avg. Dist. to Rail [m]	11.1	2.3	1.3	1.4	0.9	2.2	3.5
Avg. Stride Freq. [Hz]	2.4	2.4	2.4	2.4	2.3	2.3	2.3
Avg. Stride Length [m]	6.9	7.6	7.5	7.5	7.5	7.3	7.0



- [] Ranking at each section and finish
- .-.- No data available at this section
- NA No data available



Horse/Jockey Name	Elleves
Final Rank	6
Fastest Section Time (Section)	0:10.79 (1200m)
Top Speed [km/h] (Section)	67.3 (1200m)
Race State	Finished



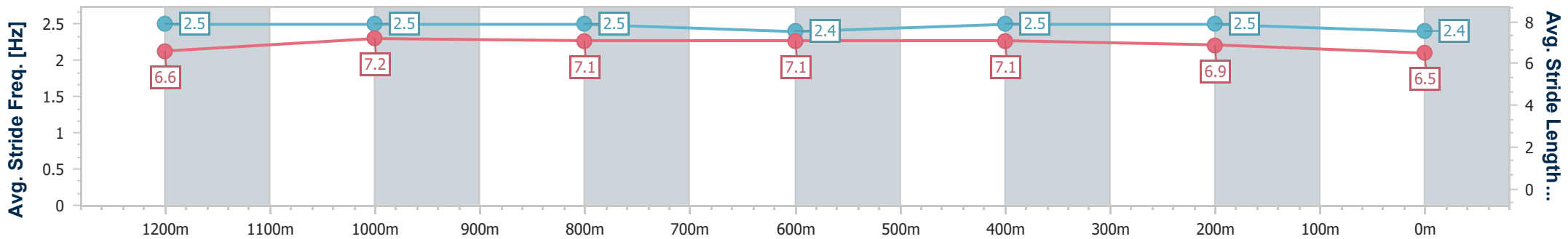
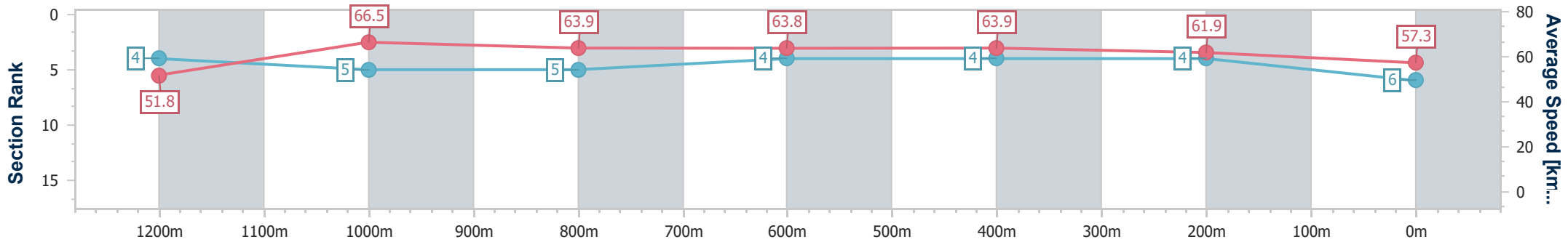
Townsville QLD Professional
 Race 8: CLUDEN PARK RACE NAME SPONSORSHIPS
 AVAILABLE RATINGS BAND 0 - 55 Handicap - 1400m



18 January 2025 - 17:26

Track Rating: Good 3, Weather: Fine, Rail Position: +2m 1000m-
 W/Post; True Remainder

Section	Overall	1200m	1000m	800m	600m	400m	200m
Section Times	1:22.86 [6] (0:13.93)	1:08.93 [4] (0:10.79)	0:58.14 [5] (0:11.20)	0:46.94 [5] (0:11.30)	0:35.64 [4] (0:11.35)	0:24.29 [4] (0:11.71)	0:12.58 [4] (0:12.58)
Average Speed [km/h]	51.8	66.5	63.9	63.8	63.9	61.9	57.3
Top Speed [km/h]	66.6	67.3	65.2	65.5	64.7	63.1	59.6
Avg. Dist. to Rail [m]	2.7	1.0	1.2	0.5	1.6	3.6	3.8
Avg. Stride Freq. [Hz]	2.5	2.5	2.5	2.4	2.5	2.5	2.4
Avg. Stride Length [m]	6.6	7.2	7.1	7.1	7.1	6.9	6.5



- [] Ranking at each section and finish
- .-.- No data available at this section
- NA No data available



Horse/Jockey Name	Encroachment
Final Rank	7
Fastest Section Time (Section)	0:10.74 (1200m)
Top Speed [km/h] (Section)	68.6 (1200m)
Race State	Finished

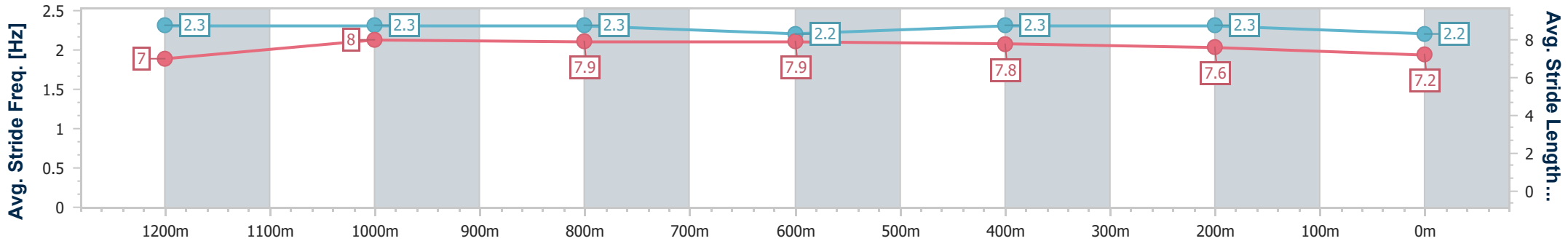
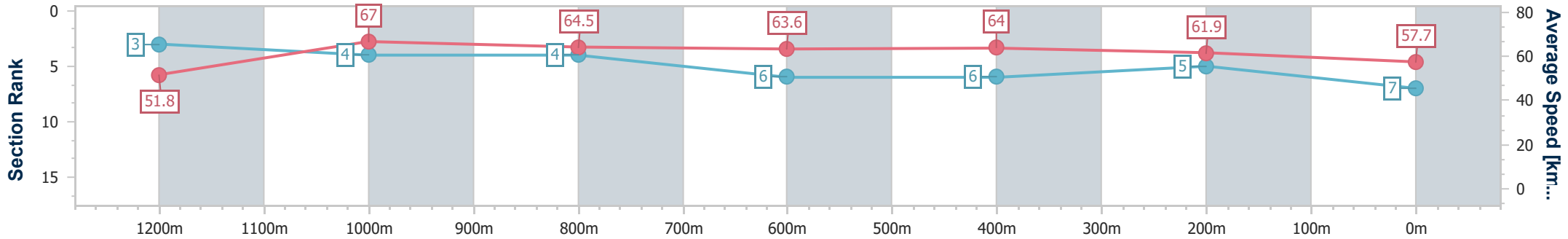


Townsville QLD Professional
 Race 8: CLUDEN PARK RACE NAME SPONSORSHIPS
 AVAILABLE RATINGS BAND 0 - 55 Handicap - 1400m



18 January 2025 - 17:26
 Track Rating: Good 3, Weather: Fine, Rail Position: +2m 1000m-
 W/Post; True Remainder

Section	Overall	1200m	1000m	800m	600m	400m	200m							
Section Times	1:22.91 [7] (0:13.90)	1:09.01 [3] (0:10.74)	0:58.27 [4] (0:11.27)	0:47.00 [4] (0:11.46)	0:35.54 [6] (0:11.35)	0:24.19 [6] (0:11.70)	0:12.49 [5] (0:12.49)							
Average Speed [km/h]	51.8	67.0	64.5	63.6	64.0	61.9	57.7							
Top Speed [km/h]	66.5	68.6	64.7	64.5	64.7	62.6	60.7							
Avg. Dist. to Rail [m]	4.9	1.3	2.1	2.9	1.4	4.9	5.9							
Avg. Stride Freq. [Hz]	2.3	2.3	2.3	2.2	2.3	2.3	2.2							
Avg. Stride Length [m]	7.0	8.0	7.9	7.9	7.8	7.6	7.2							



- [] Ranking at each section and finish
- .-.- No data available at this section
- NA No data available



Horse/Jockey Name	Read 'Em And Weep
Final Rank	8
Fastest Section Time (Section)	0:10.66 (1200m)
Top Speed [km/h] (Section)	68.8 (1200m)
Race State	Finished



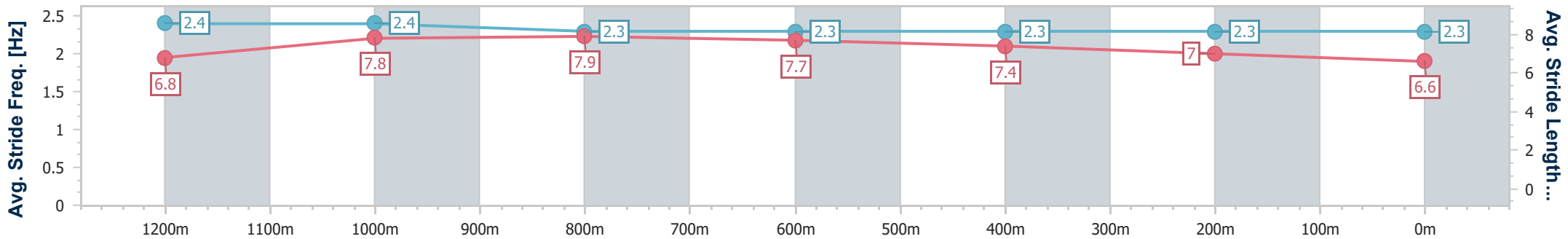
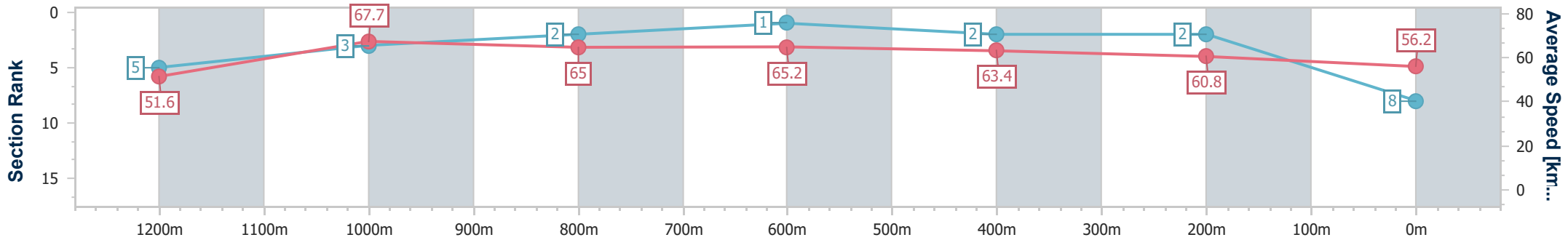
Townsville QLD Professional
 Race 8: CLUDEN PARK RACE NAME SPONSORSHIPS
 AVAILABLE RATINGS BAND 0 - 55 Handicap - 1400m



18 January 2025 - 17:26

Track Rating: Good 3, Weather: Fine, Rail Position: +2m 1000m-
 W/Post; True Remainder

Section	Overall	1200m	1000m	800m	600m	400m	200m
Section Times	1:23.00 [8] (0:13.98)	1:09.02 [5] (0:10.66)	0:58.36 [3] (0:11.07)	0:47.29 [2] (0:11.10)	0:36.19 [1] (0:11.46)	0:24.73 [2] (0:11.89)	0:12.84 [2] (0:12.84)
Average Speed [km/h]	51.6	67.7	65.0	65.2	63.4	60.8	56.2
Top Speed [km/h]	68.2	68.8	65.7	66.5	64.4	62.5	58.8
Avg. Dist. to Rail [m]	11.9	2.1	1.0	1.1	1.7	2.8	3.4
Avg. Stride Freq. [Hz]	2.4	2.4	2.3	2.3	2.3	2.3	2.3
Avg. Stride Length [m]	6.8	7.8	7.9	7.7	7.4	7.0	6.6



- [] Ranking at each section and finish
- .-.- No data available at this section
- NA No data available



Horse/Jockey Name	Little Red Pepper
Final Rank	9
Fastest Section Time (Section)	0:10.97 (1200m)
Top Speed [km/h] (Section)	66.3 (1200m)
Race State	Finished

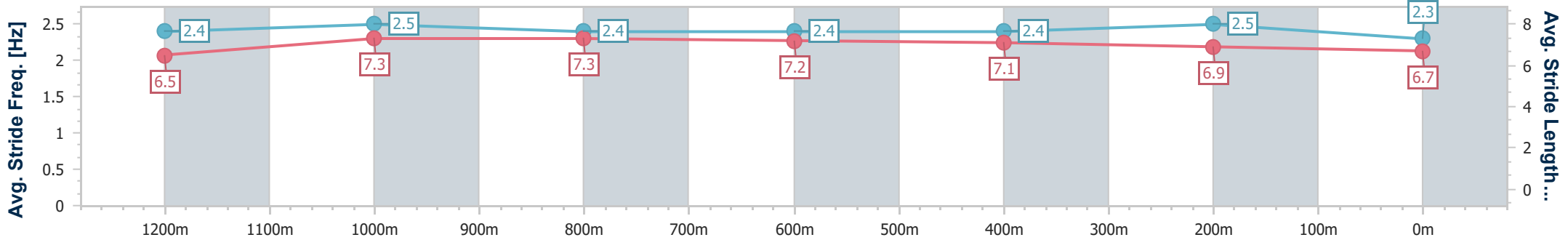
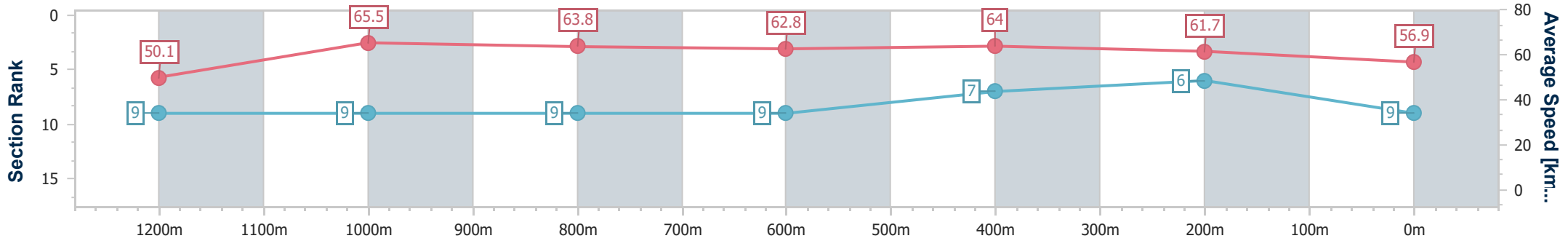


Townsville QLD Professional
 Race 8: CLUDEN PARK RACE NAME SPONSORSHIPS
 AVAILABLE RATINGS BAND 0 - 55 Handicap - 1400m



18 January 2025 - 17:26
 Track Rating: Good 3, Weather: Fine, Rail Position: +2m 1000m-
 W/Post; True Remainder

Section	Overall	1200m	1000m	800m	600m	400m	200m							
Section Times	1:23.08 [9] (0:14.39)	1:08.69 [9] (0:10.97)	0:57.72 [9] (0:11.19)	0:46.53 [9] (0:11.20)	0:35.33 [9] (0:11.01)	0:24.32 [7] (0:11.67)	0:12.65 [6] (0:12.65)							
Average Speed [km/h]	50.1	65.5	63.8	62.8	64.0	61.7	56.9							
Top Speed [km/h]	64.9	66.3	65.1	63.5	65.7	63.0	60.5							
Avg. Dist. to Rail [m]	5.7	0.6	2.0	4.9	4.3	2.0	2.1							
Avg. Stride Freq. [Hz]	2.4	2.5	2.4	2.4	2.4	2.5	2.3							
Avg. Stride Length [m]	6.5	7.3	7.3	7.2	7.1	6.9	6.7							



- [] Ranking at each section and finish
- .-.- No data available at this section
- NA No data available



Horse/Jockey Name	Nine Carats
Final Rank	10
Fastest Section Time (Section)	0:10.84 (1200m)
Top Speed [km/h] (Section)	67.0 (1200m)
Race State	Finished

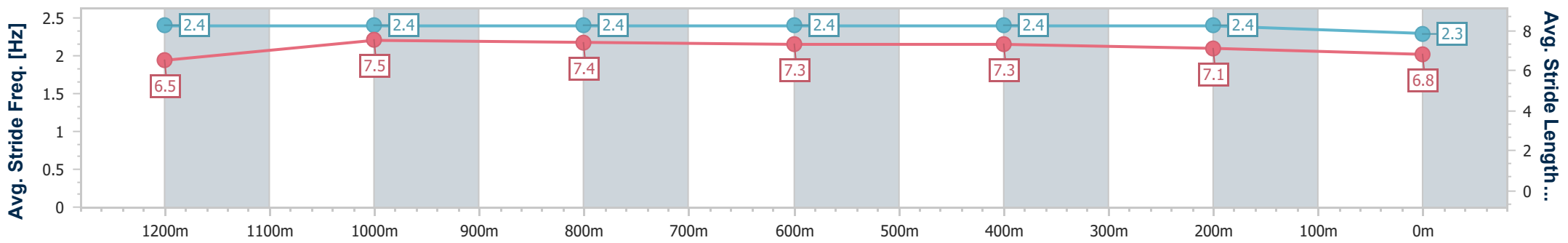
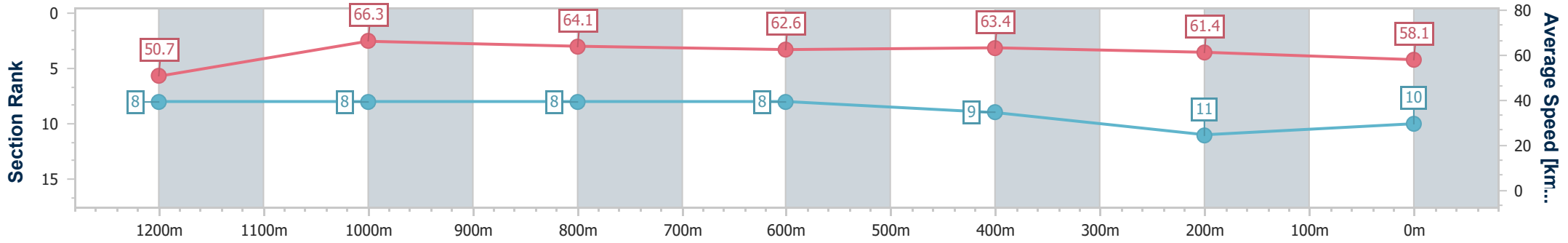


Townsville QLD Professional
 Race 8: CLUDEN PARK RACE NAME SPONSORSHIPS
 AVAILABLE RATINGS BAND 0 - 55 Handicap - 1400m



18 January 2025 - 17:26
 Track Rating: Good 3, Weather: Fine, Rail Position: +2m 1000m-
 W/Post; True Remainder

Section	Overall	1200m	1000m	800m	600m	400m	200m							
Section Times	1:23.10 [10] (0:14.20)	1:08.90 [8] (0:10.84)	0:58.06 [8] (0:11.14)	0:46.92 [8] (0:11.48)	0:35.44 [8] (0:11.32)	0:24.12 [9] (0:11.69)	0:12.43 [11] (0:12.43)							
Average Speed [km/h]	50.7	66.3	64.1	62.6	63.4	61.4	58.1							
Top Speed [km/h]	65.3	67.0	65.7	64.4	65.8	63.7	64.4							
Avg. Dist. to Rail [m]	3.1	1.2	1.4	0.3	0.5	0.8	1.3							
Avg. Stride Freq. [Hz]	2.4	2.4	2.4	2.4	2.4	2.4	2.3							
Avg. Stride Length [m]	6.5	7.5	7.4	7.3	7.3	7.1	6.8							



- [] Ranking at each section and finish
- .-.- No data available at this section
- NA No data available



Horse/Jockey Name	Look At Rosa
Final Rank	11
Fastest Section Time (Section)	0:10.82 (1200m)
Top Speed [km/h] (Section)	68.0 (1200m)
Race State	Finished

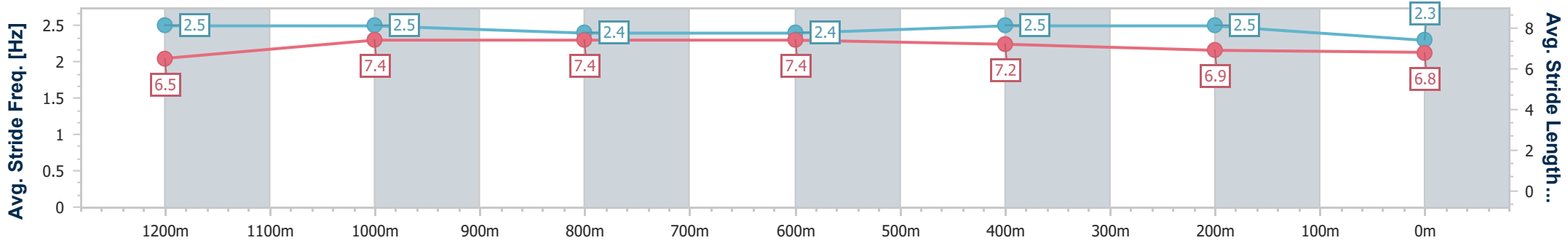
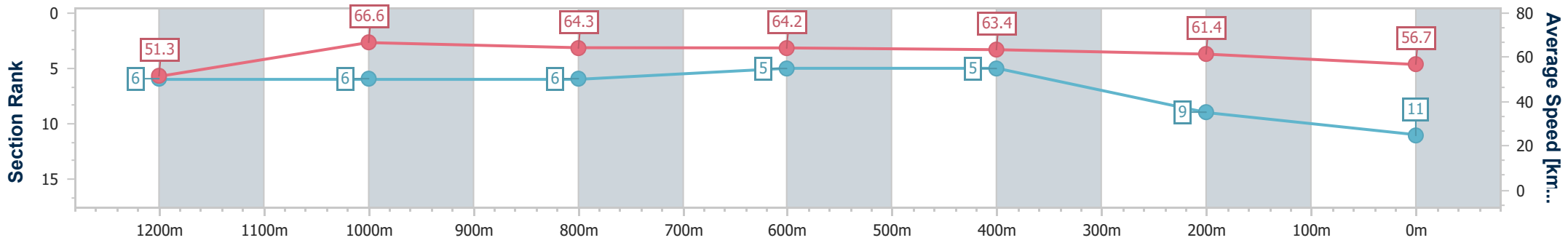


Townsville QLD Professional
 Race 8: CLUDEN PARK RACE NAME SPONSORSHIPS
 AVAILABLE RATINGS BAND 0 - 55 Handicap - 1400m



18 January 2025 - 17:26
 Track Rating: Good 3, Weather: Fine, Rail Position: +2m 1000m-
 W/Post; True Remainder

Section	Overall	1200m	1000m	800m	600m	400m	200m						
Section Times	1:23.22 [11] (0:14.04)	1:09.18 [6] (0:10.82)	0:58.36 [6] (0:11.16)	0:47.20 [6] (0:11.26)	0:35.94 [5] (0:11.44)	0:24.50 [5] (0:11.79)	0:12.71 [9] (0:12.71)						
Average Speed [km/h]	51.3	66.6	64.3	64.2	63.4	61.4	56.7						
Top Speed [km/h]	67.9	68.0	64.9	65.0	64.7	62.3	61.3						
Avg. Dist. to Rail [m]	10.2	1.5	1.0	1.1	1.5	4.4	5.8						
Avg. Stride Freq. [Hz]	2.5	2.5	2.4	2.4	2.5	2.5	2.3						
Avg. Stride Length [m]	6.5	7.4	7.4	7.4	7.2	6.9	6.8						



- [] Ranking at each section and finish
- .-.- No data available at this section
- NA No data available



Horse/Jockey Name	Make It Flashy
Final Rank	12
Fastest Section Time (Section)	0:10.78 (1000m)
Top Speed [km/h] (Section)	68.0 (1000m)
Race State	Finished

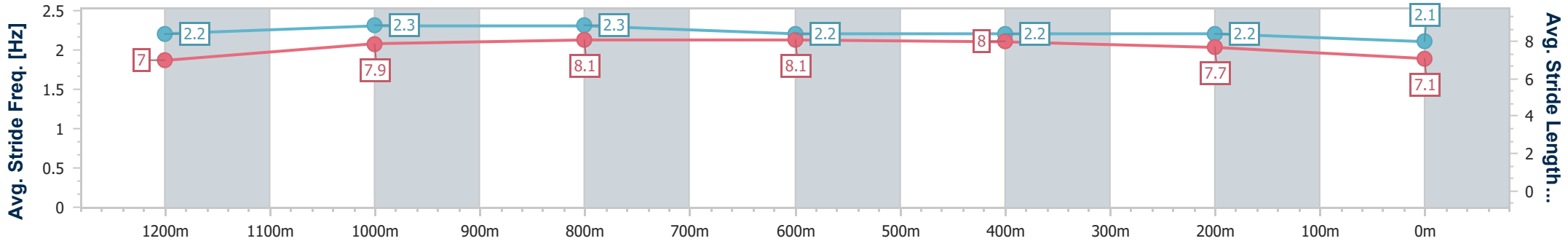
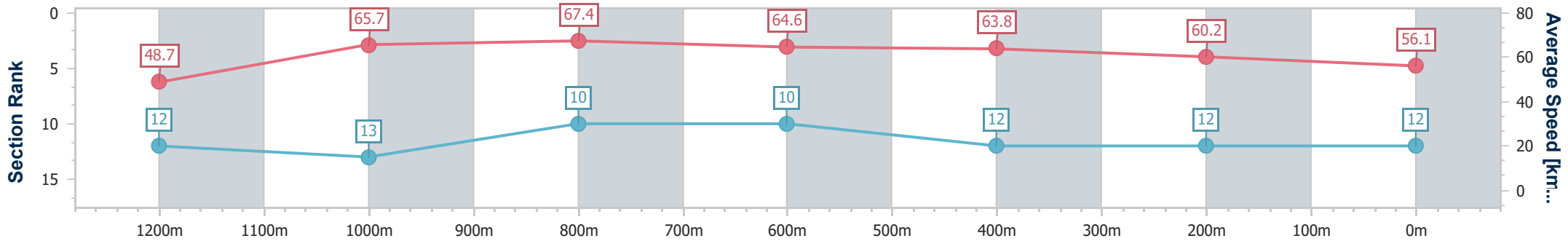


Townsville QLD Professional
 Race 8: CLUDEN PARK RACE NAME SPONSORSHIPS
 AVAILABLE RATINGS BAND 0 - 55 Handicap - 1400m



18 January 2025 - 17:26
 Track Rating: Good 3, Weather: Fine, Rail Position: +2m 1000m-
 W/Post; True Remainder

Section	Overall	1200m	1000m	800m	600m	400m	200m
Section Times	1:24.19 [12] (0:14.82)	1:09.37 [12] (0:10.97)	0:58.40 [13] (0:10.78)	0:47.62 [10] (0:11.29)	0:36.33 [10] (0:11.44)	0:24.89 [12] (0:12.06)	0:12.83 [12] (0:12.83)
Average Speed [km/h]	48.7	65.7	67.4	64.6	63.8	60.2	56.1
Top Speed [km/h]	65.2	66.9	68.0	67.4	64.4	63.0	60.4
Avg. Dist. to Rail [m]	10.1	1.4	2.1	2.5	2.8	4.3	5.8
Avg. Stride Freq. [Hz]	2.2	2.3	2.3	2.2	2.2	2.2	2.1
Avg. Stride Length [m]	7.0	7.9	8.1	8.1	8.0	7.7	7.1



- [] Ranking at each section and finish
- .-.- No data available at this section
- NA No data available



Horse/Jockey Name	Hunt The Hunter
Final Rank	13
Fastest Section Time (Section)	0:10.92 (1000m)
Top Speed [km/h] (Section)	66.8 (1000m)
Race State	Finished

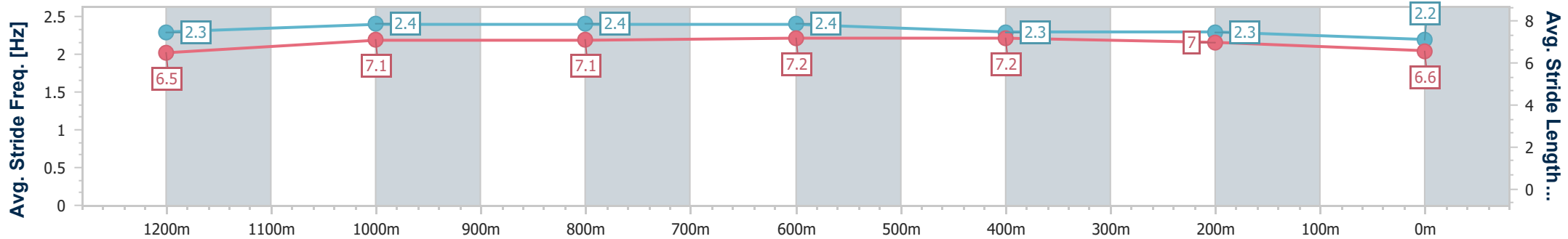
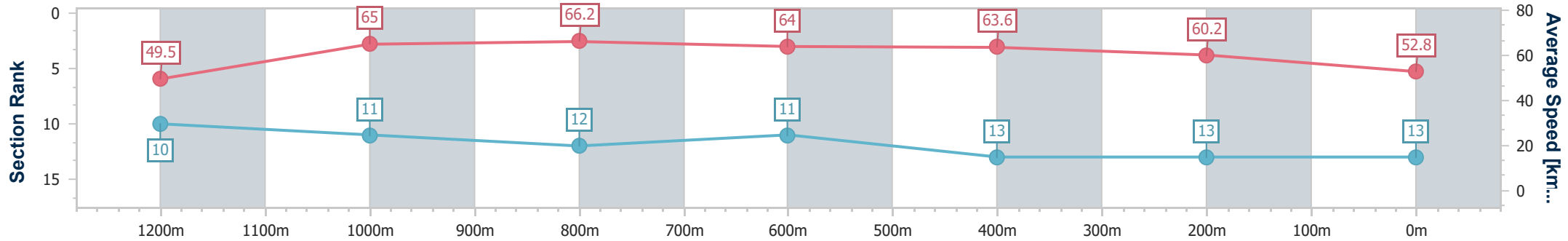


Townsville QLD Professional
 Race 8: CLUDEN PARK RACE NAME SPONSORSHIPS
 AVAILABLE RATINGS BAND 0 - 55 Handicap - 1400m



18 January 2025 - 17:26
 Track Rating: Good 3, Weather: Fine, Rail Position: +2m 1000m-
 W/Post; True Remainder

Section	Overall	1200m	1000m	800m	600m	400m	200m
Section Times	1:25.11 [13] (0:14.58)	1:10.53 [10] (0:11.09)	0:59.44 [11] (0:10.92)	0:48.52 [12] (0:11.36)	0:37.16 [11] (0:11.51)	0:25.65 [13] (0:12.07)	0:13.58 [13] (0:13.58)
Average Speed [km/h]	49.5	65.0	66.2	64.0	63.6	60.2	52.8
Top Speed [km/h]	63.8	65.7	66.8	66.8	64.5	62.2	58.2
Avg. Dist. to Rail [m]	4.3	0.5	1.6	2.2	3.2	5.4	5.8
Avg. Stride Freq. [Hz]	2.3	2.4	2.4	2.4	2.3	2.3	2.2
Avg. Stride Length [m]	6.5	7.1	7.1	7.2	7.2	7.0	6.6



- [] Ranking at each section and finish
- .-.- No data available at this section
- NA No data available