



# Eagle Farm QLD Professional

## Race 10: LADBROKES PUNTER ASSIST BENCHMARK 70 Handicap - 1400m

18 January 2025 - 17:43



BRISBANE  
RACING CLUB

Track Rating: Good 4, Weather: Overcast, Rail Position: +1m Entire

Section		Overall	1200m	1000m	800m	600m	400m	Last 600m				
Field Times		1:22.96 (0:13.86)	1:09.10 (0:10.92)	0:58.18 (0:11.33)	0:46.85 (0:11.58)	0:35.27 (0:11.72)	0:23.55 (0:11.67)	0:35.27				
Rank	TAB Horse/Jockey	Barrier	Top Speed [km/h]	Fastest Section	Distance Travelled [m]							
1	19 ANEMACORE Michael Rodd	11	66.0 400m	0:11.03 400m	1:22.96 [1] (0:14.83)	1:08.13 [12] (0:11.29)	0:56.84 [12] (0:11.42)	0:45.42 [11] (0:11.43)	0:33.99 [11] (0:11.20)	0:22.79 [11] (0:11.03)	0:33.99	
2	2 OUR MAGNUS Dan McGillivray	6	65.6 1200m	0:11.24 400m	1:23.23 [2] (0:14.06)	1:09.17 [6] (0:11.26)	0:57.91 [6] (0:11.55)	0:46.36 [7] (0:11.44)	0:34.92 [5] (0:11.59)	0:23.33 [6] (0:11.24)	0:34.92	+2
3	23 TAKE A PICTURE Justin Huxtable	4	65.8 400m	0:11.27 400m	1:23.35 [3] (0:14.26)	1:09.09 [7] (0:11.31)	0:57.78 [8] (0:11.59)	0:46.19 [8] (0:11.46)	0:34.73 [8] (0:11.41)	0:23.32 [9] (0:11.27)	0:34.73	-4
4	3 BLACK DUKE Emily Lang	9	66.5 1200m	0:11.01 1200m	1:23.68 [4] (0:13.93)	1:09.75 [3] (0:11.01)	0:58.74 [3] (0:11.58)	0:47.16 [3] (0:11.50)	0:35.66 [3] (0:11.51)	0:24.15 [3] (0:11.63)	0:35.66	-1
5	9 BOOM SHOT James Orman	12	66.0 400m	0:11.25 400m	1:23.71 [5] (0:14.81)	1:08.90 [11] (0:11.29)	0:57.61 [11] (0:11.49)	0:46.12 [12] (0:11.50)	0:34.62 [12] (0:11.27)	0:23.35 [12] (0:11.25)	0:34.62	-2
6	8 CENTRE BOUNCE Courtney Bellamy	5	65.6 1200m	0:11.21 1200m	1:23.81 [6] (0:14.26)	1:09.55 [7] (0:11.21)	0:58.34 [7] (0:11.39)	0:46.95 [6] (0:11.54)	0:35.41 [6] (0:11.54)	0:23.87 [7] (0:11.44)	0:35.41	+0
7	22 CHARLIE'S CASE Nikita Beriman	10	69.1 1200m	0:10.90 1200m	1:23.91 [7] (0:13.97)	1:09.94 [4] (0:10.90)	0:59.04 [2] (0:11.39)	0:47.65 [2] (0:11.47)	0:36.18 [2] (0:11.70)	0:24.48 [2] (0:11.69)	0:36.18	-3
8	20 BONDED AFFAIR Bailey Wheeler	8	67.1 1200m	0:10.92 1200m	1:24.09 [8] (0:13.86)	1:10.23 [1] (0:10.92)	0:59.31 [1] (0:11.33)	0:47.98 [1] (0:11.58)	0:36.40 [1] (0:11.72)	0:24.68 [1] (0:11.67)	0:36.40	-3
9	10 LIBERTY STEPS Robbie Dolan	3	65.3 600m	0:11.25 1200m	1:24.18 [9] (0:14.68)	1:09.50 [10] (0:11.25)	0:58.25 [10] (0:11.49)	0:46.76 [10] (0:11.45)	0:35.31 [10] (0:11.29)	0:24.02 [10] (0:11.28)	0:35.31	-4
10	11 MAGNUS BELLAGIO Boris Thornton	7	65.3 600m	0:11.23 600m	1:24.20 [10] (0:14.51)	1:09.69 [9] (0:11.31)	0:58.38 [9] (0:11.52)	0:46.86 [9] (0:11.40)	0:35.46 [9] (0:11.23)	0:24.23 [8] (0:11.42)	0:35.46	+0

Scratched: Colleagues (#1), Most Dazzling (#12), Tannenburg (#13), Mickey's Medal (#5), Tuhinga (#7), April In Augusta (#14), Unleash (#15), One Beat No Beat (#16), Moonan Me (#17), Just Flying (#21), Red

[ ] Ranking at each section and finish  
 -:-:- No data available at this section  
 NA No data available

SCN Saddle cloth number  
 DNF Did not finish  
 DNT Did not track



**Eagle Farm QLD Professional**  
**Race 10: LADBROKES PUNTER ASSIST BENCHMARK 70 Handicap - 1400m**  
**18 January 2025 - 17:43**



Track Rating: Good 4, Weather: Overcast, Rail Position: +1m Entire

Section	Overall	1200m	1000m	800m	600m	400m	Last 600m
Field Times	1:22.96 (0:13.86)	1:09.10 (0:10.92)	0:58.18 (0:11.33)	0:46.85 (0:11.58)	0:35.27 (0:11.72)	0:23.55 (0:11.67)	0:35.27

Rank	TAB	Horse/Jockey	Barrier	Top Speed [km/h]	Fastest Section	Overall	1200m	1000m	800m	600m	400m	Last 600m	Distance Travelled [m]
11	6	<b>BAD EDUCATION</b> Jasper Franklin	2	65.6	0:11.25	1:24.21 [11] (0:14.00)	1:10.21 [5] (0:11.25)	0:58.96 [5] (0:11.60)	0:47.36 [5] (0:11.60)	0:35.76 [7] (0:11.36)	0:24.40 [5] (0:11.62)	0:35.76	-7
12	4	<b>MAJESTIC BOOM</b> Vlad Duric	1	64.8	0:11.26	1:24.41 [12] (0:13.90)	1:10.51 [2] (0:11.26)	0:59.25 [4] (0:11.49)	0:47.76 [4] (0:11.52)	0:36.24 [4] (0:11.50)	0:24.74 [4] (0:11.74)	0:36.24	-4

Scratched: Colleagues (#1), Most Dazzling (#12), Tannenburg (#13), Mickey's Medal (#5), Tuhinga (#7), April In Augusta (#14), Unleash (#15), One Beat No Beat (#16), Moonan Me (#17), Just Flying (#21), Red

[ ] Ranking at each section and finish  
 -:-:- No data available at this section  
 NA No data available

SCN Saddle cloth number  
 DNF Did not finish  
 DNT Did not track



**Eagle Farm QLD Professional**  
**Race 10: LADBROKES PUNTER ASSIST BENCHMARK 70 Handicap - 1400m**  
**18 January 2025 - 17:43**



Track Rating: Good 4, Weather: Overcast, Rail Position: +1m Entire

Section				200m				Last 600m	
Field Times				0:11.88 (0:11.88)				0:35.27	
Rank	TAB	Horse/Jockey	Barrier	Top Speed [km/h]	Fastest Section	Margin			Distance Travelled [m]
1	19	<b>ANEMACORE</b> Michael Rodd	11	66.0 400m	0:11.03 400m	0:11.76 [5] (0:11.76)	1:22.96		0:33.99
2	2	<b>OUR MAGNUS</b> Dan McGillivray	6	65.6 1200m	0:11.24 400m	0:12.09 [3] (0:12.09)	1.57L		0:34.92 +2
3	23	<b>TAKE A PICTURE</b> Justin Huxtable	4	65.8 400m	0:11.27 400m	0:12.05 [6] (0:12.05)	2.27L		0:34.73 -4
4	3	<b>BLACK DUKE</b> Emily Lang	9	66.5 1200m	0:11.01 1200m	0:12.52 [4] (0:12.52)	4.26L		0:35.66 -1
5	9	<b>BOOM SHOT</b> James Orman	12	66.0 400m	0:11.25 400m	0:12.10 [12] (0:12.10)	4.39L		0:34.62 -2
6	8	<b>CENTRE BOUNCE</b> Courtney Bellamy	5	65.6 1200m	0:11.21 1200m	0:12.43 [7] (0:12.43)	4.97L		0:35.41 +0
7	22	<b>CHARLIE'S CASE</b> Nikita Beriman	10	69.1 1200m	0:10.90 1200m	0:12.79 [2] (0:12.79)	5.61L		0:36.18 -3
8	20	<b>BONDED AFFAIR</b> Bailey Wheeler	8	67.1 1200m	0:10.92 1200m	0:13.01 [1] (0:13.01)	6.64L		0:36.40 -3
9	10	<b>LIBERTY STEPS</b> Robbie Dolan	3	65.3 600m	0:11.25 1200m	0:12.74 [11] (0:12.74)	7.15L		0:35.31 -4
10	11	<b>MAGNUS BELLAGIO</b> Boris Thornton	7	65.3 600m	0:11.23 600m	0:12.81 [8] (0:12.81)	7.28L		0:35.46 +0

Scratched: Colleagues (#1), Most Dazzling (#12), Tannenburg (#13), Mickey's Medal (#5), Tuhinga (#7), April In Augusta (#14), Unleash (#15), One Beat No Beat (#16), Moonan Me (#17), Just Flying (#21), Red

[ ] Ranking at each section and finish  
 -:-:- No data available at this section  
 NA No data available  
 SCN Saddle cloth number  
 DNF Did not finish  
 DNT Did not track



**Eagle Farm QLD Professional**  
**Race 10: LADBROKES PUNTER ASSIST BENCHMARK 70 Handicap -**  
**1400m**  
**18 January 2025 - 17:43**



Track Rating: Good 4, Weather: Overcast, Rail Position: +1m Entire

Section				200m				Last 600m		
Field Times				0:11.88				0:35.27		
				(0:11.88)						
Rank	TAB	Horse/Jockey	Barrier	Top Speed [km/h]	Fastest Section	Margin			Distance Travelled [m]	
11	6	<b>BAD EDUCATION</b>	2	65.6	0:11.25	0:12.78 [10]	7.35L		0:35.76	-7
		Jasper Franklin		1200m	1200m	(0:12.78)				
12	4	<b>MAJESTIC BOOM</b>	1	64.8	0:11.26	0:13.00 [9]	8.53L		0:36.24	-4
		Vlad Duric		1200m	1200m	(0:13.00)				

Scratched: Colleagues (#1), Most Dazzling (#12), Tannenburg (#13), Mickey's Medal (#5), Tuhinga (#7), April In Augusta (#14), Unleash (#15), One Beat No Beat (#16), Moonan Me (#17), Just Flying (#21), Red

[ ] Ranking at each section and finish  
 -:-:- No data available at this section  
 NA No data available

SCN Saddle cloth number  
 DNF Did not finish  
 DNT Did not track



Horse/Jockey Name	Anemacore
Final Rank	1
Fastest Section Time (Section)	0:11.03 (400m)
Top Speed [km/h] (Section)	66.0 (400m)
Race State	Finished



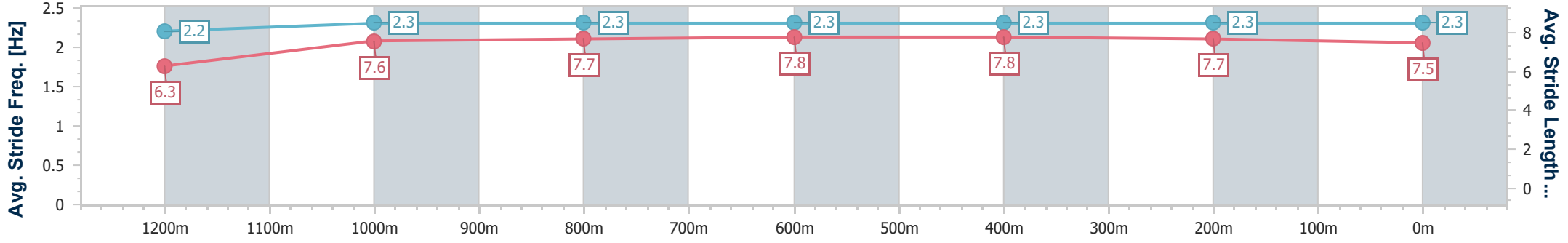
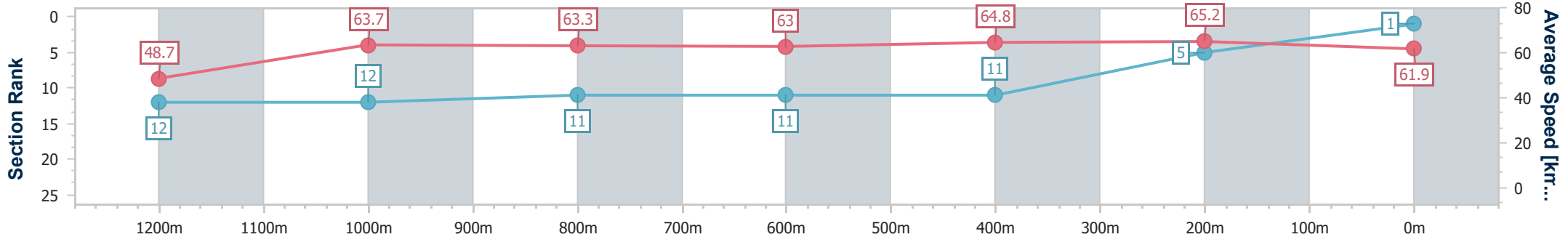
Eagle Farm QLD Professional  
 Race 10: LADBROKES PUNTER ASSIST BENCHMARK 70  
 Handicap - 1400m  
 18 January 2025 - 17:43



BRISBANE  
 RACING CLUB

Track Rating: Good 4, Weather: Overcast, Rail Position: +1m Entire

Section	Overall	1200m	1000m	800m	600m	400m	200m
Section Times	1:22.96 [1] (0:14.83)	1:08.13 [12] (0:11.29)	0:56.84 [12] (0:11.42)	0:45.42 [11] (0:11.43)	0:33.99 [11] (0:11.20)	0:22.79 [11] (0:11.03)	0:11.76 [5] (0:11.76)
Average Speed [km/h]	48.7	63.7	63.3	63.0	64.8	65.2	61.9
Top Speed [km/h]	62.5	64.0	64.7	63.8	65.6	66.0	65.5
Avg. Dist. to Rail [m]	7.6	2.1	0.9	0.4	1.9	11.3	16.0
Avg. Stride Freq. [Hz]	2.2	2.3	2.3	2.3	2.3	2.3	2.3
Avg. Stride Length [m]	6.3	7.6	7.7	7.8	7.8	7.7	7.5



- [ ] Ranking at each section and finish
- .-.- No data available at this section
- NA No data available



Horse/Jockey Name	Our Magnus
Final Rank	2
Fastest Section Time (Section)	0:11.24 (400m)
Top Speed [km/h] (Section)	65.6 (1200m)
Race State	Finished



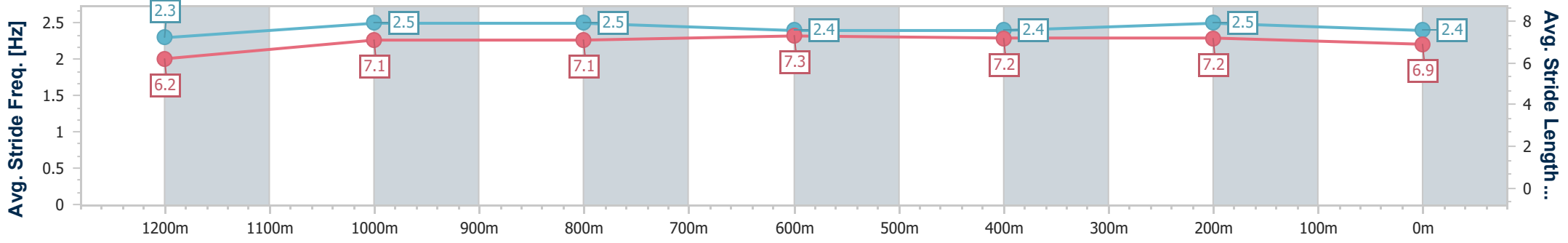
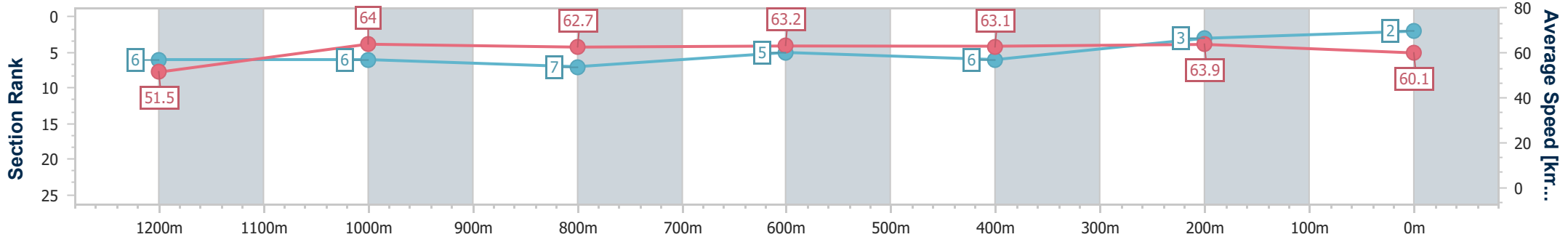
Eagle Farm QLD Professional  
 Race 10: LADBROKES PUNTER ASSIST BENCHMARK 70  
 Handicap - 1400m  
 18 January 2025 - 17:43



BRISBANE  
 RACING CLUB

Track Rating: Good 4, Weather: Overcast, Rail Position: +1m Entire

Section	Overall	1200m	1000m	800m	600m	400m	200m
Section Times	1:23.23 [2] (0:14.06)	1:09.17 [6] (0:11.26)	0:57.91 [6] (0:11.55)	0:46.36 [7] (0:11.44)	0:34.92 [5] (0:11.59)	0:23.33 [6] (0:11.24)	0:12.09 [3] (0:12.09)
Average Speed [km/h]	51.5	64.0	62.7	63.2	63.1	63.9	60.1
Top Speed [km/h]	64.5	65.6	64.4	64.3	64.2	65.1	61.4
Avg. Dist. to Rail [m]	6.1	2.6	1.6	0.5	2.9	10.9	16.2
Avg. Stride Freq. [Hz]	2.3	2.5	2.5	2.4	2.4	2.5	2.4
Avg. Stride Length [m]	6.2	7.1	7.1	7.3	7.2	7.2	6.9



- [ ] Ranking at each section and finish
- .-.- No data available at this section
- NA No data available



Horse/Jockey Name	Take A Picture
Final Rank	3
Fastest Section Time (Section)	0:11.27 (400m)
Top Speed [km/h] (Section)	65.8 (400m)
Race State	Finished



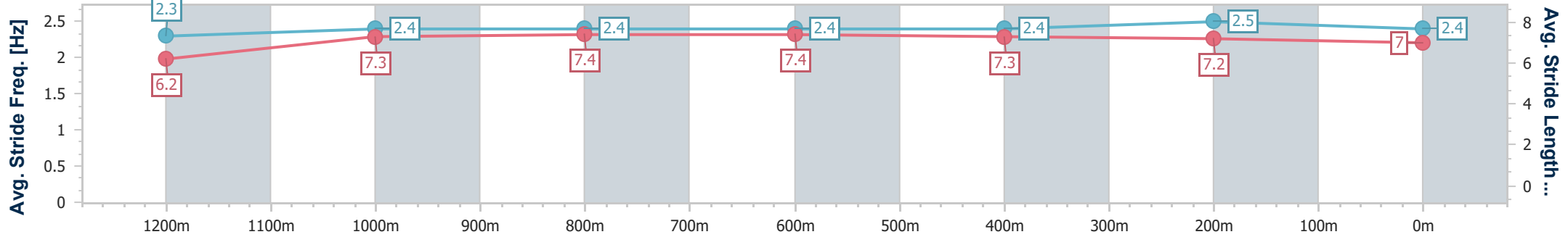
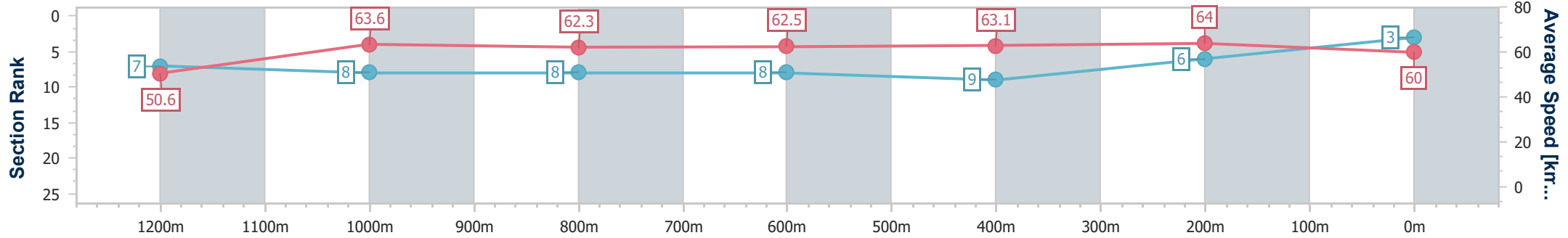
Eagle Farm QLD Professional  
 Race 10: LADBROKES PUNTER ASSIST BENCHMARK 70  
 Handicap - 1400m  
 18 January 2025 - 17:43



BRISBANE  
 RACING CLUB

Track Rating: Good 4, Weather: Overcast, Rail Position: +1m Entire

Section	Overall	1200m	1000m	800m	600m	400m	200m
Section Times	1:23.35 [3] (0:14.26)	1:09.09 [7] (0:11.31)	0:57.78 [8] (0:11.59)	0:46.19 [8] (0:11.46)	0:34.73 [8] (0:11.41)	0:23.32 [9] (0:11.27)	0:12.05 [6] (0:12.05)
Average Speed [km/h]	50.6	63.6	62.3	62.5	63.1	64.0	60.0
Top Speed [km/h]	64.4	64.5	63.7	63.2	63.9	65.8	63.6
Avg. Dist. to Rail [m]	4.9	1.9	0.6	0.9	0.9	2.1	2.8
Avg. Stride Freq. [Hz]	2.3	2.4	2.4	2.4	2.4	2.5	2.4
Avg. Stride Length [m]	6.2	7.3	7.4	7.4	7.3	7.2	7.0



- [ ] Ranking at each section and finish
- .-.- No data available at this section
- NA No data available



Horse/Jockey Name	Black Duke
Final Rank	4
Fastest Section Time (Section)	0:11.01 (1200m)
Top Speed [km/h] (Section)	66.5 (1200m)
Race State	Finished



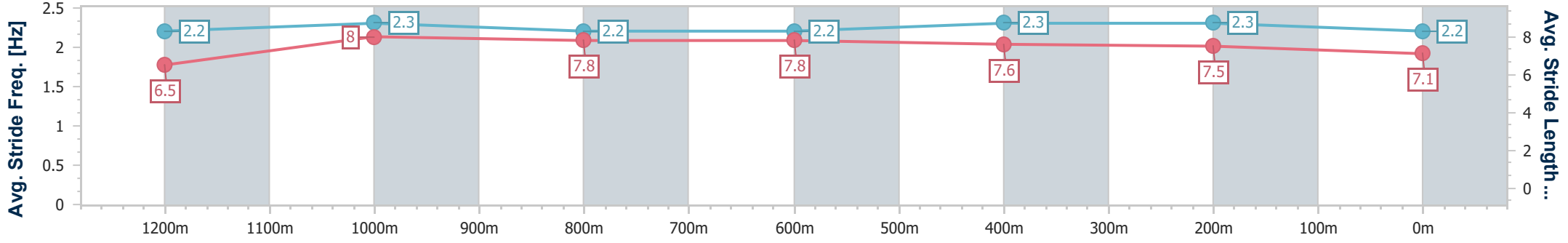
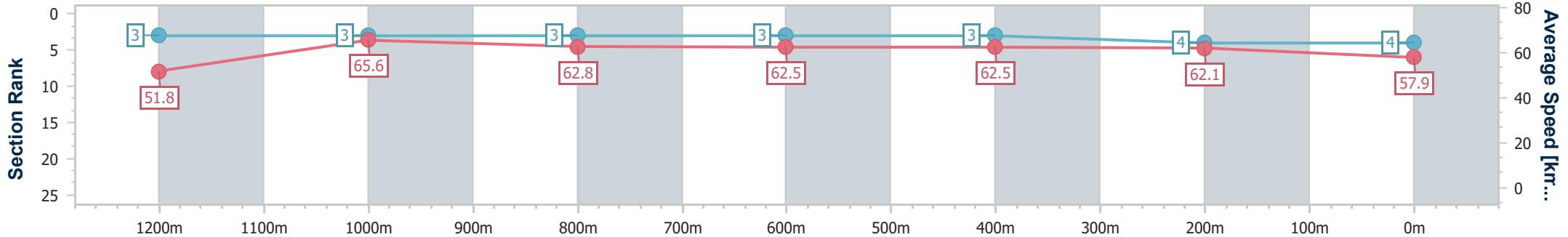
Eagle Farm QLD Professional  
 Race 10: LADBROKES PUNTER ASSIST BENCHMARK 70  
 Handicap - 1400m  
 18 January 2025 - 17:43



BRISBANE  
 RACING CLUB

Track Rating: Good 4, Weather: Overcast, Rail Position: +1m Entire

Section	Overall	1200m	1000m	800m	600m	400m	200m
Section Times	1:23.68 [4] (0:13.93)	1:09.75 [3] (0:11.01)	0:58.74 [3] (0:11.58)	0:47.16 [3] (0:11.50)	0:35.66 [3] (0:11.51)	0:24.15 [3] (0:11.63)	0:12.52 [4] (0:12.52)
Average Speed [km/h]	51.8	65.6	62.8	62.5	62.5	62.1	57.9
Top Speed [km/h]	66.3	66.5	63.5	63.5	63.2	63.4	60.3
Avg. Dist. to Rail [m]	8.7	3.7	1.5	0.2	0.7	6.3	7.9
Avg. Stride Freq. [Hz]	2.2	2.3	2.2	2.2	2.3	2.3	2.2
Avg. Stride Length [m]	6.5	8.0	7.8	7.8	7.6	7.5	7.1



- [ ] Ranking at each section and finish
- .-.- No data available at this section
- NA No data available





Horse/Jockey Name	Boom Shot
Final Rank	5
Fastest Section Time (Section)	0:11.25 (400m)
Top Speed [km/h] (Section)	66.0 (400m)
Race State	Finished



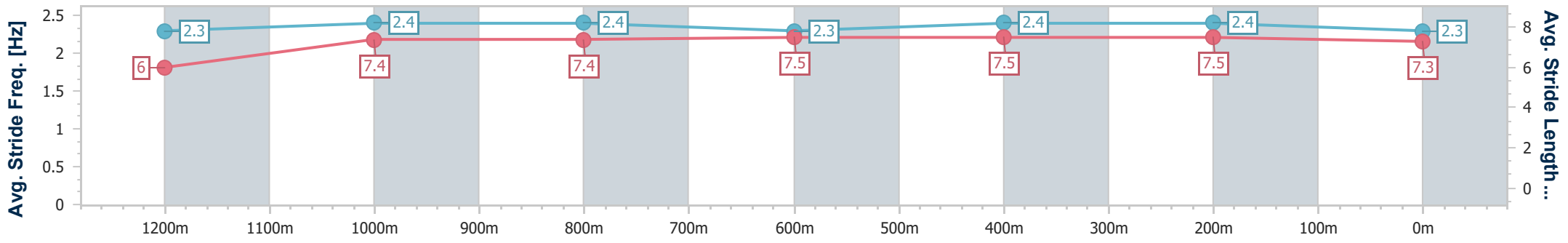
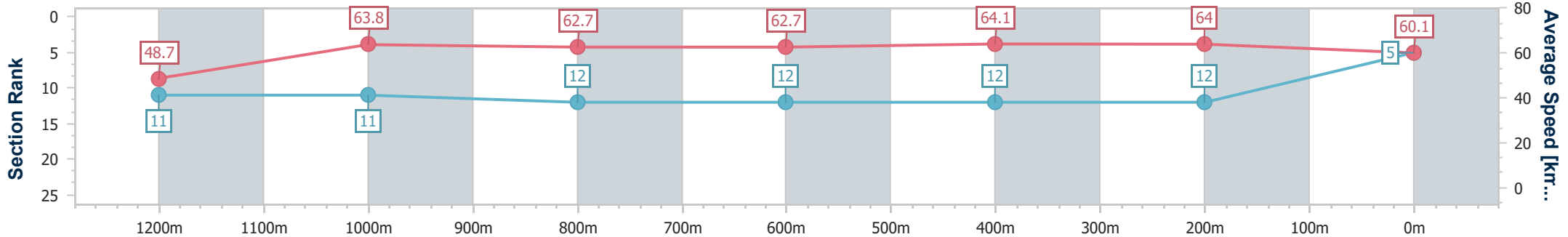
Eagle Farm QLD Professional  
 Race 10: LADBROKES PUNTER ASSIST BENCHMARK 70  
 Handicap - 1400m  
 18 January 2025 - 17:43



BRISBANE  
 RACING CLUB

Track Rating: Good 4, Weather: Overcast, Rail Position: +1m Entire

Section	Overall	1200m	1000m	800m	600m	400m	200m
Section Times	1:23.71 [5] (0:14.81)	1:08.90 [11] (0:11.29)	0:57.61 [11] (0:11.49)	0:46.12 [12] (0:11.50)	0:34.62 [12] (0:11.27)	0:23.35 [12] (0:11.25)	0:12.10 [12] (0:12.10)
Average Speed [km/h]	48.7	63.8	62.7	62.7	64.1	64.0	60.1
Top Speed [km/h]	63.3	64.4	63.7	64.0	65.4	66.0	60.2
Avg. Dist. to Rail [m]	6.7	0.2	0.3	0.4	1.5	5.4	7.9
Avg. Stride Freq. [Hz]	2.3	2.4	2.4	2.3	2.4	2.4	2.3
Avg. Stride Length [m]	6.0	7.4	7.4	7.5	7.5	7.5	7.3



- [ ] Ranking at each section and finish
- .-.- No data available at this section
- NA No data available



Horse/Jockey Name	Centre Bounce
Final Rank	6
Fastest Section Time (Section)	0:11.21 (1200m)
Top Speed [km/h] (Section)	65.6 (1200m)
Race State	Finished



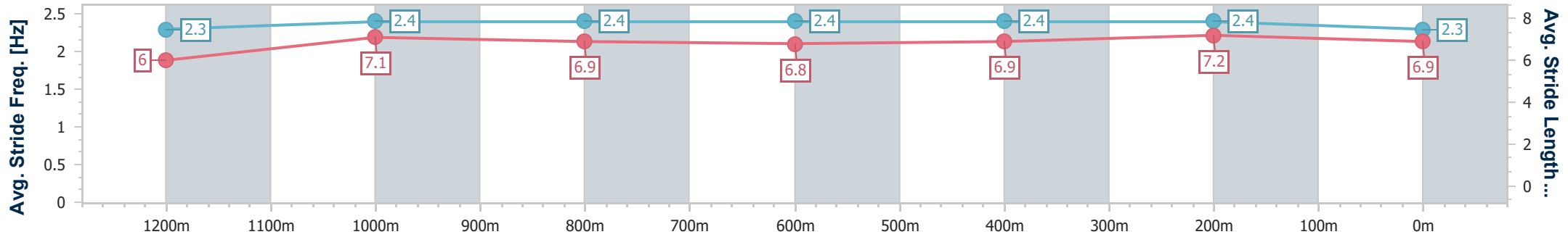
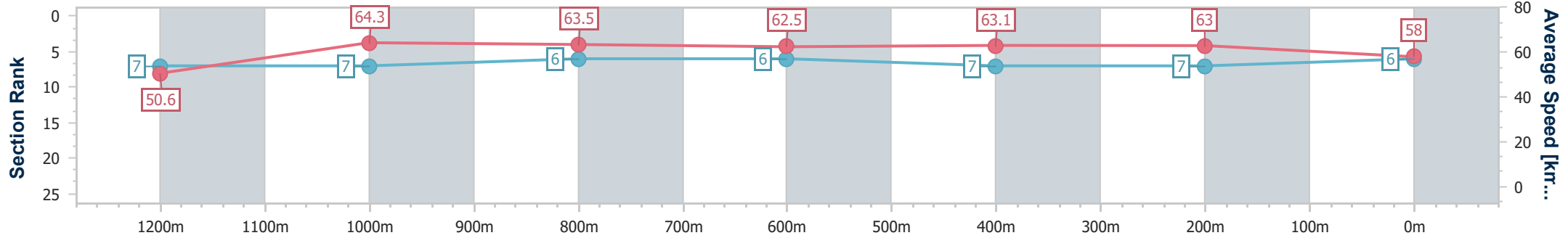
Eagle Farm QLD Professional  
 Race 10: LADBROKES PUNTER ASSIST BENCHMARK 70  
 Handicap - 1400m  
 18 January 2025 - 17:43



BRISBANE  
 RACING CLUB

Track Rating: Good 4, Weather: Overcast, Rail Position: +1m Entire

Section	Overall	1200m	1000m	800m	600m	400m	200m
Section Times	1:23.81 [6] (0:14.26)	1:09.55 [7] (0:11.21)	0:58.34 [7] (0:11.39)	0:46.95 [6] (0:11.54)	0:35.41 [6] (0:11.54)	0:23.87 [7] (0:11.44)	0:12.43 [7] (0:12.43)
Average Speed [km/h]	50.6	64.3	63.5	62.5	63.1	63.0	58.0
Top Speed [km/h]	63.9	65.6	64.4	62.8	64.2	64.6	60.5
Avg. Dist. to Rail [m]	4.2	1.4	0.8	0.6	2.5	8.0	10.7
Avg. Stride Freq. [Hz]	2.3	2.4	2.4	2.4	2.4	2.4	2.3
Avg. Stride Length [m]	6.0	7.1	6.9	6.8	6.9	7.2	6.9



- [ ] Ranking at each section and finish
- .-.- No data available at this section
- NA No data available



Horse/Jockey Name	Charlie's Case
Final Rank	7
Fastest Section Time (Section)	0:10.90 (1200m)
Top Speed [km/h] (Section)	69.1 (1200m)
Race State	Finished



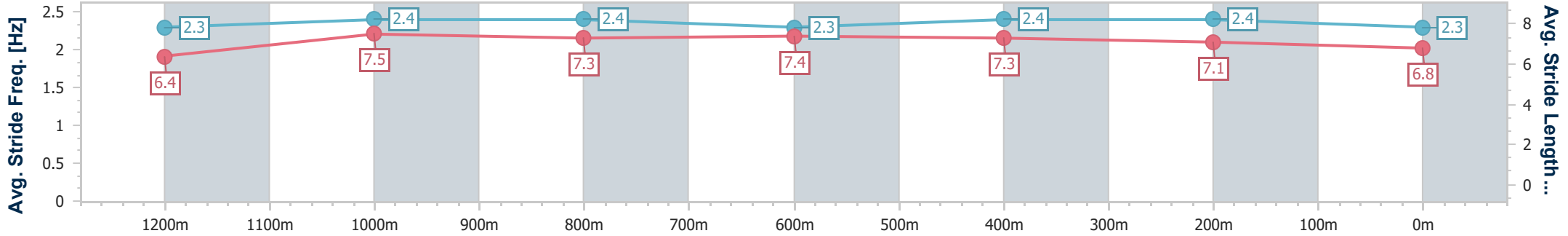
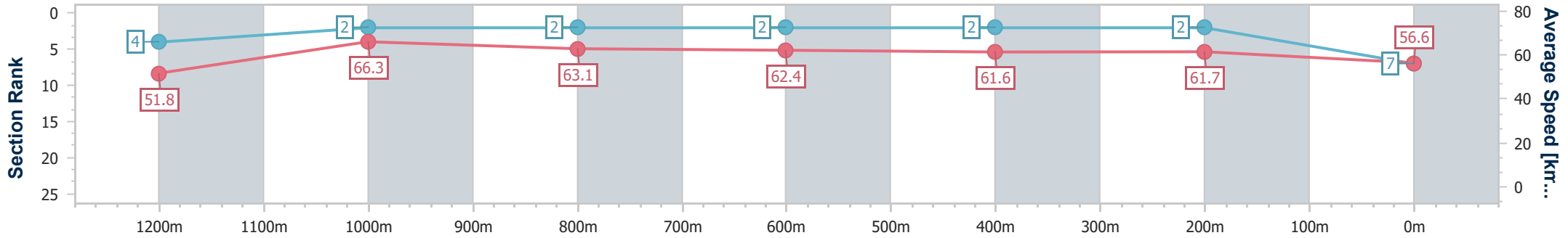
Eagle Farm QLD Professional  
 Race 10: LADBROKES PUNTER ASSIST BENCHMARK 70  
 Handicap - 1400m  
 18 January 2025 - 17:43



BRISBANE  
 RACING CLUB

Track Rating: Good 4, Weather: Overcast, Rail Position: +1m Entire

Section	Overall	1200m	1000m	800m	600m	400m	200m
Section Times	1:23.91 [7] (0:13.97)	1:09.94 [4] (0:10.90)	0:59.04 [2] (0:11.39)	0:47.65 [2] (0:11.47)	0:36.18 [2] (0:11.70)	0:24.48 [2] (0:11.69)	0:12.79 [2] (0:12.79)
Average Speed [km/h]	51.8	66.3	63.1	62.4	61.6	61.7	56.6
Top Speed [km/h]	68.5	69.1	65.5	63.6	62.7	63.4	59.8
Avg. Dist. to Rail [m]	10.8	4.8	1.0	1.5	1.2	6.5	7.5
Avg. Stride Freq. [Hz]	2.3	2.4	2.4	2.3	2.4	2.4	2.3
Avg. Stride Length [m]	6.4	7.5	7.3	7.4	7.3	7.1	6.8



- [ ] Ranking at each section and finish
- .-.- No data available at this section
- NA No data available



Horse/Jockey Name	Bonded Affair
Final Rank	8
Fastest Section Time (Section)	0:10.92 (1200m)
Top Speed [km/h] (Section)	67.1 (1200m)
Race State	Finished



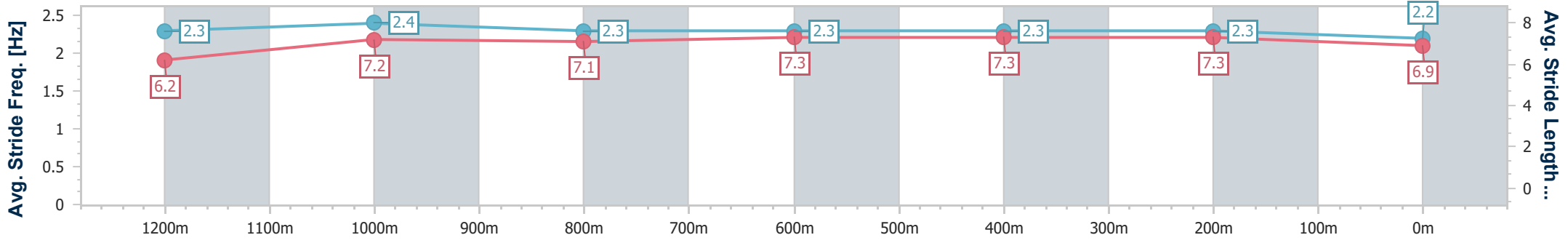
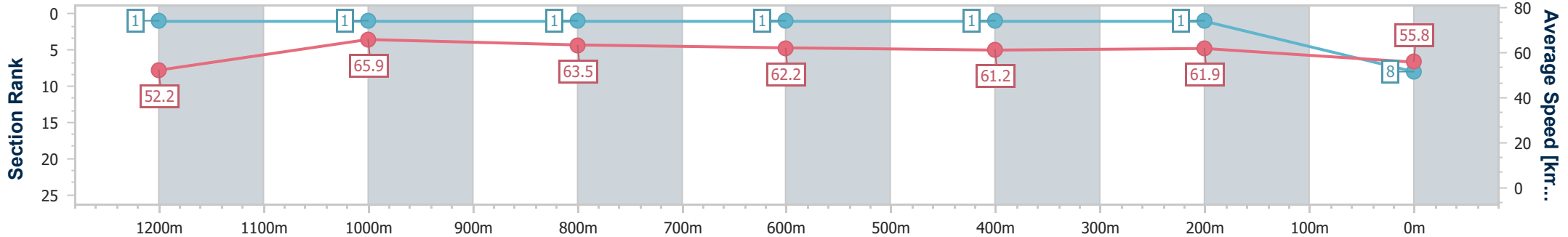
Eagle Farm QLD Professional  
 Race 10: LADBROKES PUNTER ASSIST BENCHMARK 70  
 Handicap - 1400m  
 18 January 2025 - 17:43



BRISBANE  
 RACING CLUB

Track Rating: Good 4, Weather: Overcast, Rail Position: +1m Entire

Section	Overall	1200m	1000m	800m	600m	400m	200m
Section Times	1:24.09 [8] (0:13.86)	1:10.23 [1] (0:10.92)	0:59.31 [1] (0:11.33)	0:47.98 [1] (0:11.58)	0:36.40 [1] (0:11.72)	0:24.68 [1] (0:11.67)	0:13.01 [1] (0:13.01)
Average Speed [km/h]	52.2	65.9	63.5	62.2	61.2	61.9	55.8
Top Speed [km/h]	66.4	67.1	64.3	63.5	62.7	63.0	59.5
Avg. Dist. to Rail [m]	7.4	2.3	0.6	0.7	0.7	5.7	6.6
Avg. Stride Freq. [Hz]	2.3	2.4	2.3	2.3	2.3	2.3	2.2
Avg. Stride Length [m]	6.2	7.2	7.1	7.3	7.3	7.3	6.9



- [ ] Ranking at each section and finish
- .-.- No data available at this section
- NA No data available



Horse/Jockey Name	Liberty Steps
Final Rank	9
Fastest Section Time (Section)	0:11.25 (1200m)
Top Speed [km/h] (Section)	65.3 (600m)
Race State	Finished



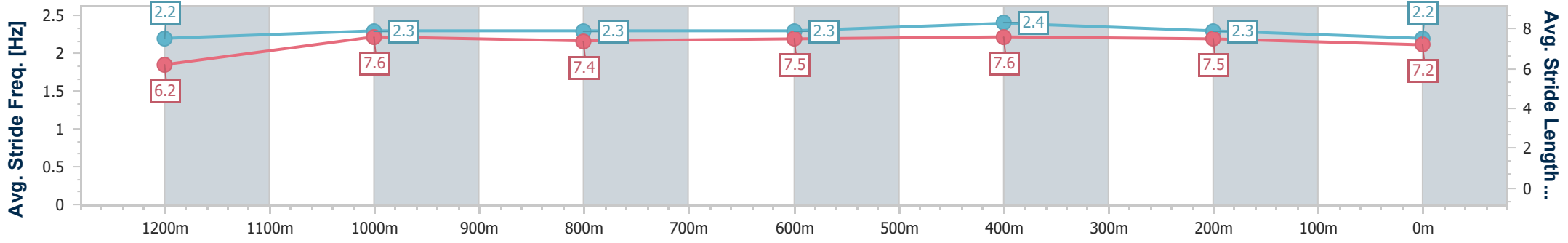
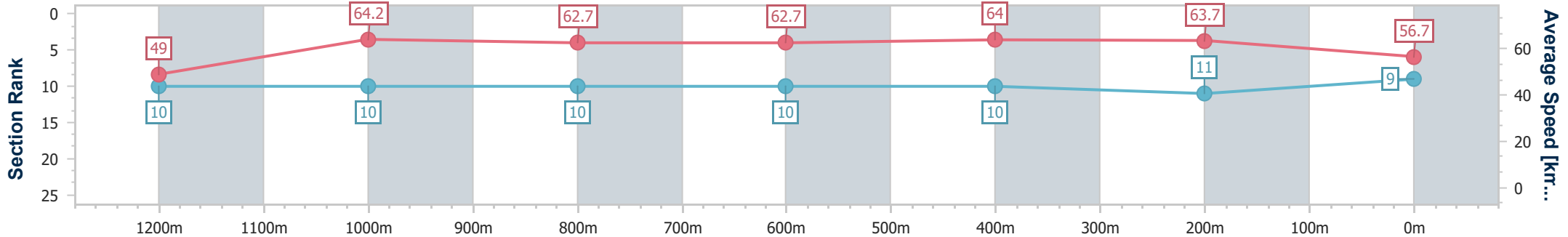
Eagle Farm QLD Professional  
 Race 10: LADBROKES PUNTER ASSIST BENCHMARK 70  
 Handicap - 1400m  
 18 January 2025 - 17:43



BRISBANE  
 RACING CLUB

Track Rating: Good 4, Weather: Overcast, Rail Position: +1m Entire

Section	Overall	1200m	1000m	800m	600m	400m	200m
Section Times	1:24.18 [9] (0:14.68)	1:09.50 [10] (0:11.25)	0:58.25 [10] (0:11.49)	0:46.76 [10] (0:11.45)	0:35.31 [10] (0:11.29)	0:24.02 [10] (0:11.28)	0:12.74 [11] (0:12.74)
Average Speed [km/h]	49.0	64.2	62.7	62.7	64.0	63.7	56.7
Top Speed [km/h]	62.9	65.0	63.5	63.8	65.3	65.3	62.0
Avg. Dist. to Rail [m]	3.8	1.2	0.5	0.5	1.2	6.7	7.1
Avg. Stride Freq. [Hz]	2.2	2.3	2.3	2.3	2.4	2.3	2.2
Avg. Stride Length [m]	6.2	7.6	7.4	7.5	7.6	7.5	7.2



- [ ] Ranking at each section and finish
- .-.- No data available at this section
- NA No data available



Horse/Jockey Name	Magnus Bellagio
Final Rank	10
Fastest Section Time (Section)	0:11.23 (600m)
Top Speed [km/h] (Section)	65.3 (600m)
Race State	Finished



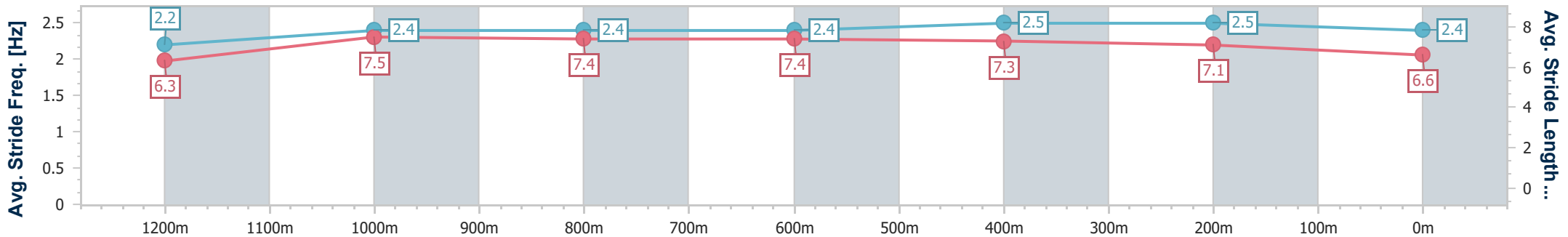
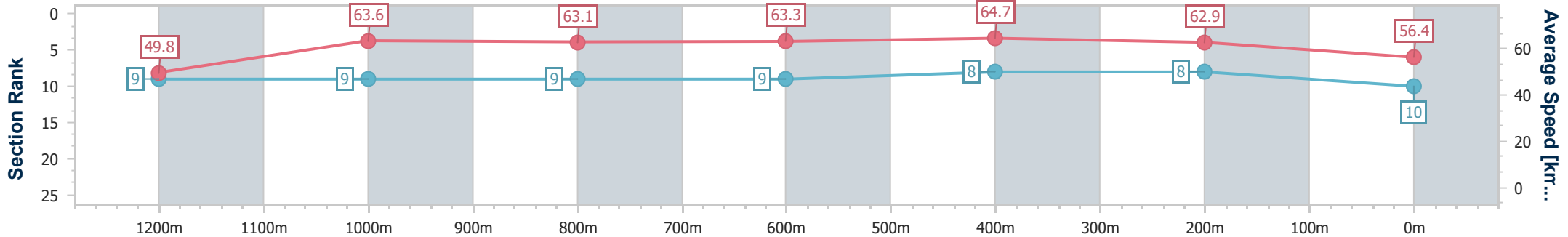
Eagle Farm QLD Professional  
 Race 10: LADBROKES PUNTER ASSIST BENCHMARK 70  
 Handicap - 1400m  
 18 January 2025 - 17:43



BRISBANE  
 RACING CLUB

Track Rating: Good 4, Weather: Overcast, Rail Position: +1m Entire

Section	Overall	1200m	1000m	800m	600m	400m	200m
Section Times	1:24.20 [10] (0:14.51)	1:09.69 [9] (0:11.31)	0:58.38 [9] (0:11.52)	0:46.86 [9] (0:11.40)	0:35.46 [9] (0:11.23)	0:24.23 [8] (0:11.42)	0:12.81 [8] (0:12.81)
Average Speed [km/h]	49.8	63.6	63.1	63.3	64.7	62.9	56.4
Top Speed [km/h]	63.4	65.1	64.5	65.0	65.3	64.7	60.9
Avg. Dist. to Rail [m]	5.6	2.5	1.4	0.3	1.9	8.9	11.6
Avg. Stride Freq. [Hz]	2.2	2.4	2.4	2.4	2.5	2.5	2.4
Avg. Stride Length [m]	6.3	7.5	7.4	7.4	7.3	7.1	6.6



- [ ] Ranking at each section and finish
- .-.- No data available at this section
- NA No data available



Horse/Jockey Name	Bad Education
Final Rank	11
Fastest Section Time (Section)	0:11.25 (1200m)
Top Speed [km/h] (Section)	65.6 (1200m)
Race State	Finished



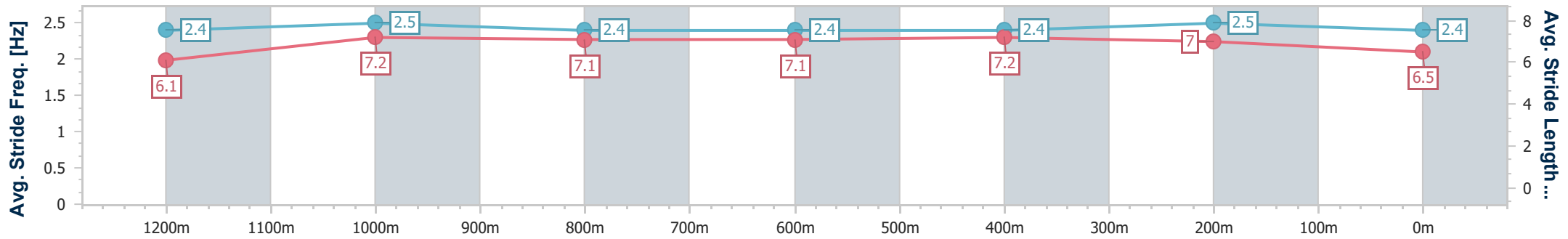
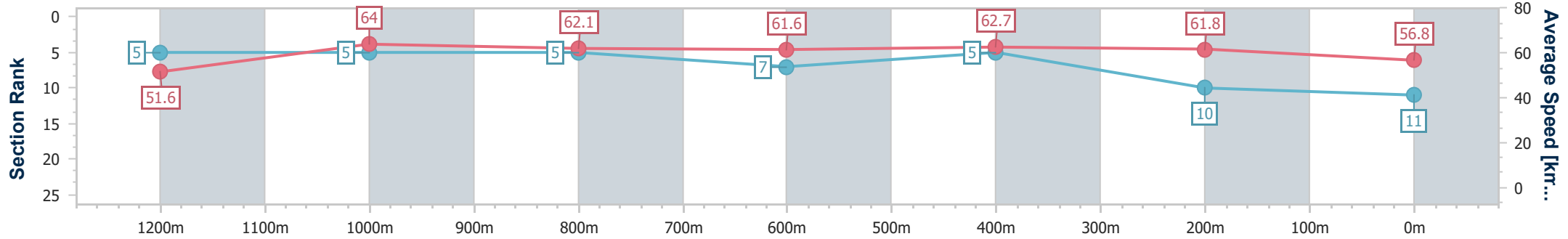
Eagle Farm QLD Professional  
 Race 10: LADBROKES PUNTER ASSIST BENCHMARK 70  
 Handicap - 1400m  
 18 January 2025 - 17:43



BRISBANE  
 RACING CLUB

Track Rating: Good 4, Weather: Overcast, Rail Position: +1m Entire

Section	Overall	1200m	1000m	800m	600m	400m	200m
Section Times	1:24.21 [11] (0:14.00)	1:10.21 [5] (0:11.25)	0:58.96 [5] (0:11.60)	0:47.36 [5] (0:11.60)	0:35.76 [7] (0:11.36)	0:24.40 [5] (0:11.62)	0:12.78 [10] (0:12.78)
Average Speed [km/h]	51.6	64.0	62.1	61.6	62.7	61.8	56.8
Top Speed [km/h]	64.0	65.6	64.2	63.8	63.7	63.7	60.2
Avg. Dist. to Rail [m]	3.3	1.1	0.4	1.6	2.3	1.2	2.0
Avg. Stride Freq. [Hz]	2.4	2.5	2.4	2.4	2.4	2.5	2.4
Avg. Stride Length [m]	6.1	7.2	7.1	7.1	7.2	7.0	6.5



- [ ] Ranking at each section and finish
- .-.- No data available at this section
- NA No data available



Horse/Jockey Name	Majestic Boom
Final Rank	12
Fastest Section Time (Section)	0:11.26 (1200m)
Top Speed [km/h] (Section)	64.8 (1200m)
Race State	Finished



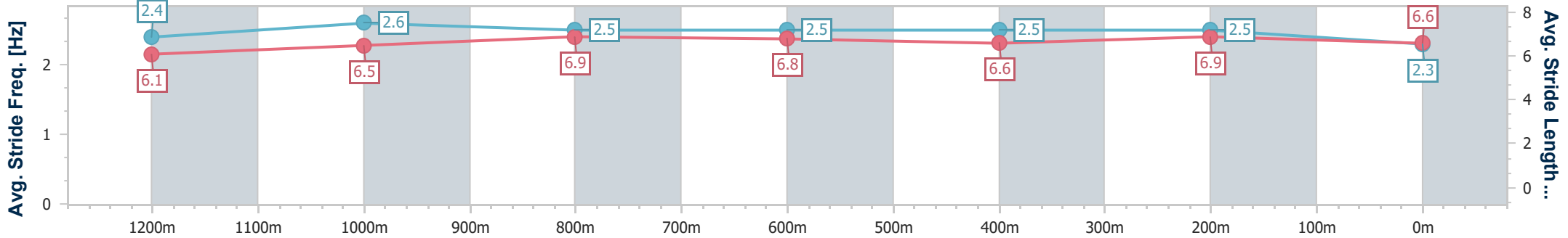
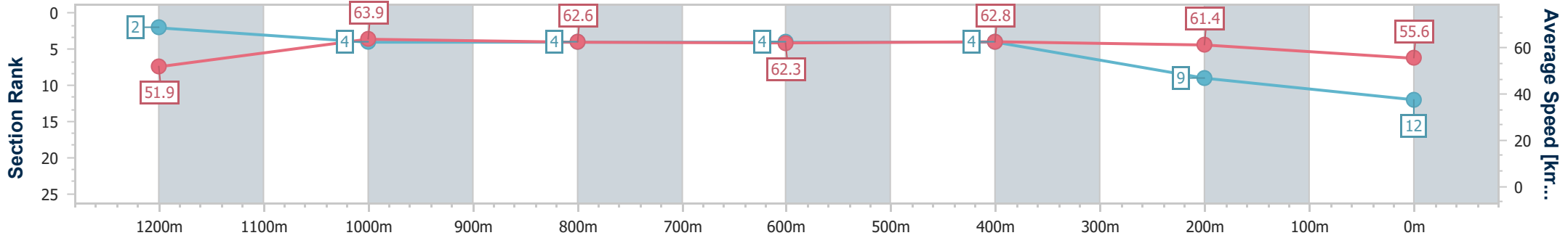
Eagle Farm QLD Professional  
 Race 10: LADBROKES PUNTER ASSIST BENCHMARK 70  
 Handicap - 1400m  
 18 January 2025 - 17:43



BRISBANE  
 RACING CLUB

Track Rating: Good 4, Weather: Overcast, Rail Position: +1m Entire

Section	Overall	1200m	1000m	800m	600m	400m	200m
Section Times	1:24.41 [12] (0:13.90)	1:10.51 [2] (0:11.26)	0:59.25 [4] (0:11.49)	0:47.76 [4] (0:11.52)	0:36.24 [4] (0:11.50)	0:24.74 [4] (0:11.74)	0:13.00 [9] (0:13.00)
Average Speed [km/h]	51.9	63.9	62.6	62.3	62.8	61.4	55.6
Top Speed [km/h]	64.7	64.8	63.2	63.0	62.9	62.9	59.6
Avg. Dist. to Rail [m]	1.8	0.5	0.3	0.6	0.5	4.2	4.8
Avg. Stride Freq. [Hz]	2.4	2.6	2.5	2.5	2.5	2.5	2.3
Avg. Stride Length [m]	6.1	6.5	6.9	6.8	6.6	6.9	6.6



- [ ] Ranking at each section and finish
- .-.- No data available at this section
- NA No data available